802.11ax-HE40 26dB Bandwidth & 99% Bandwidth

Channel 38 (5190MHz)

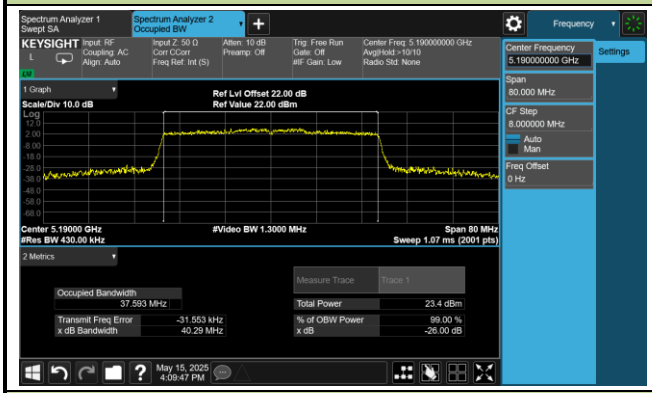

Channel 46 (5230MHz)

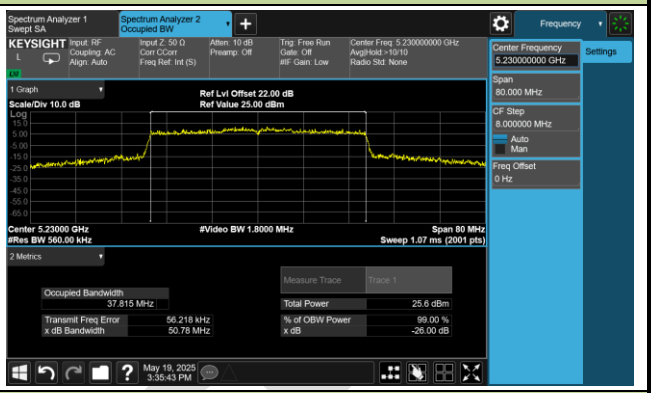

Channel 54 (5270MHz)

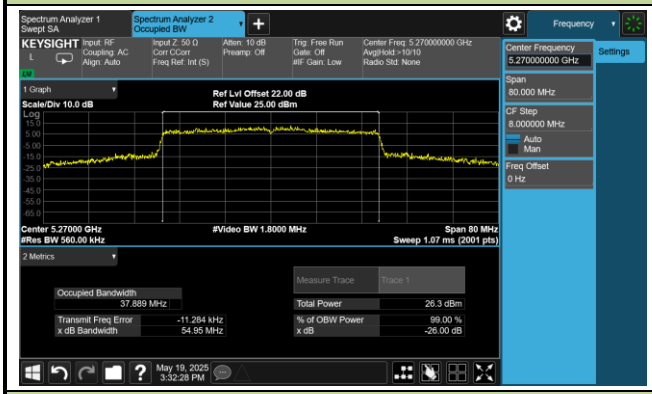

Channel 62 (5310MHz)

Channel 102 (5510MHz)

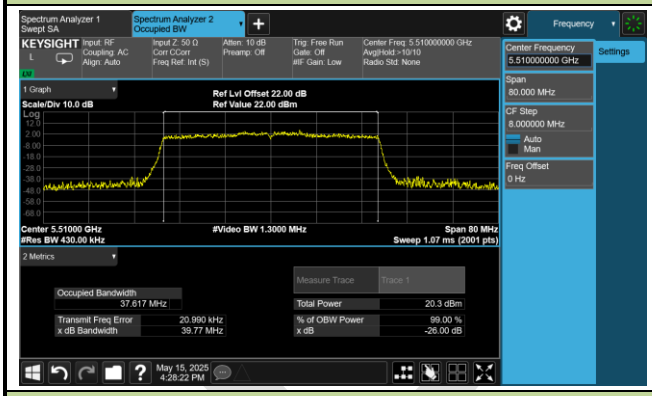

Channel 110 (5550MHz)

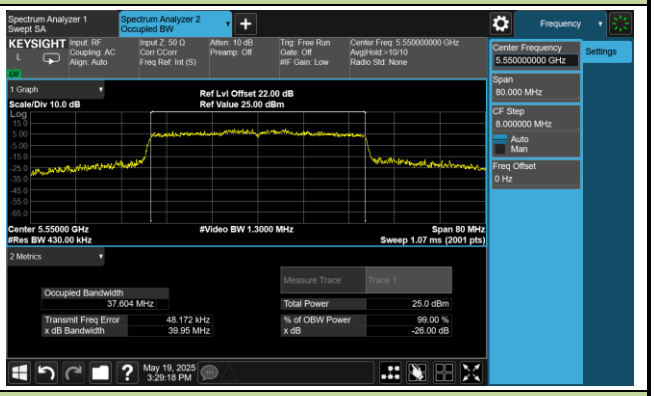

Channel 134 (5670MHz)

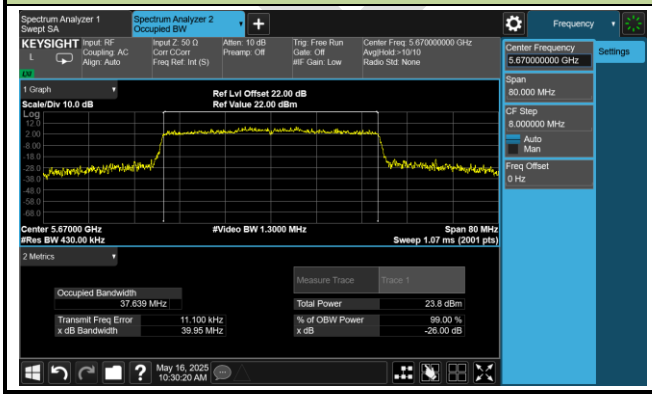

Channel 142(5710MHz)

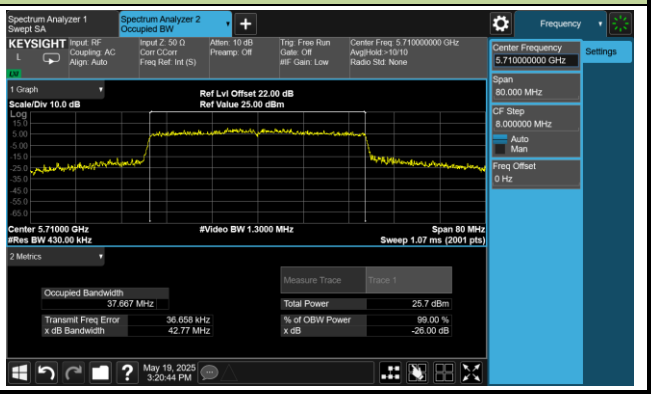

802.11ax-HE40 26dB Bandwidth & 99% Bandwidth	
Channel 151 (5755MHz)	Channel 159 (5795MHz)
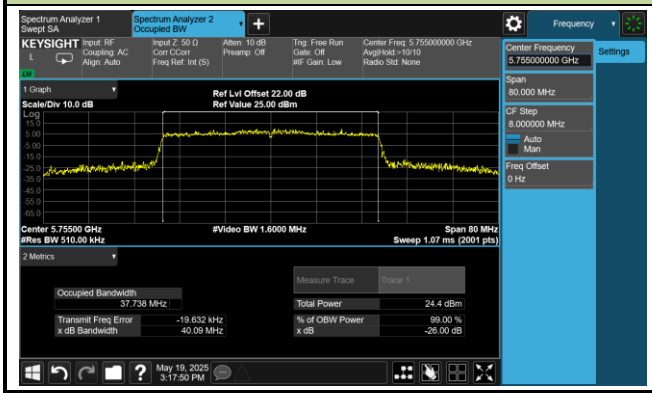	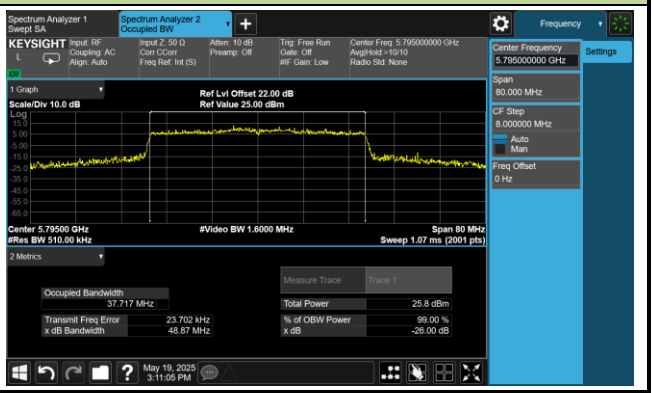

802.11ax-HE80 26dB Bandwidth & 99% Bandwidth

Channel 42 (5210MHz)

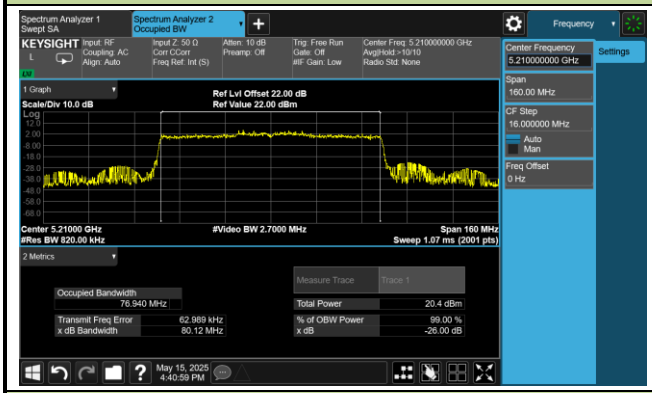

Channel 58 (5290MHz)

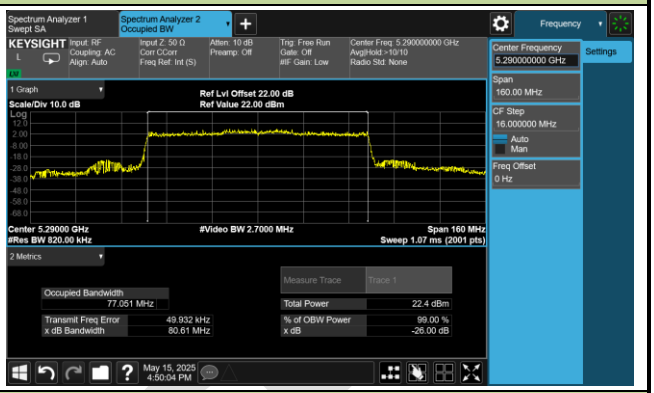

Channel 106 (5530MHz)

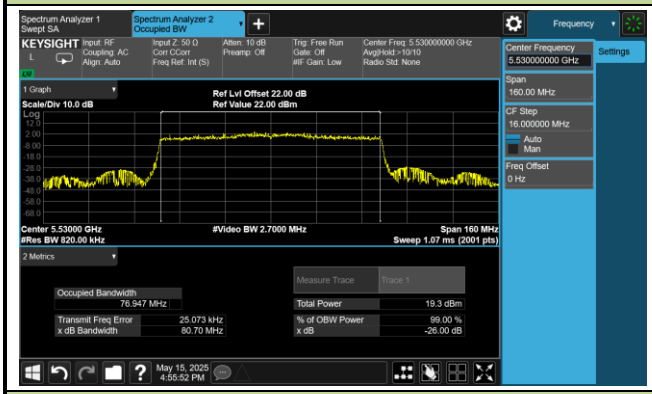

Channel 122 (5610MHz)

Channel 138 (5690MHz)

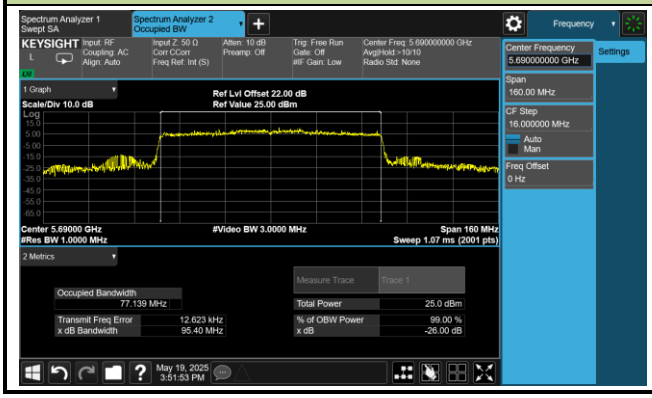

Channel 155 (5775MHz)

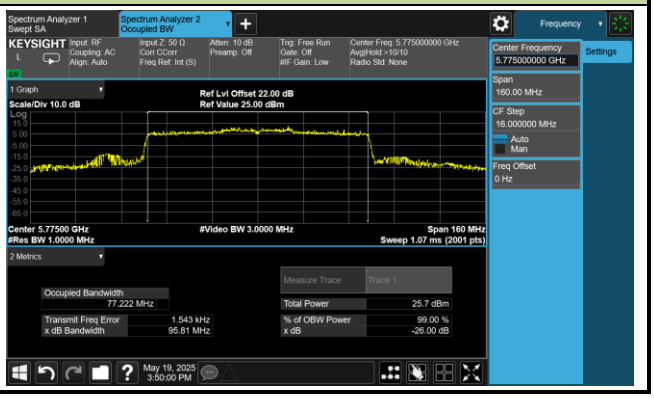

802.11ax-HE160 26dB Bandwidth & 99% Bandwidth	
Channel 50 (5250MHz)	Channel 114 (5570MHz)
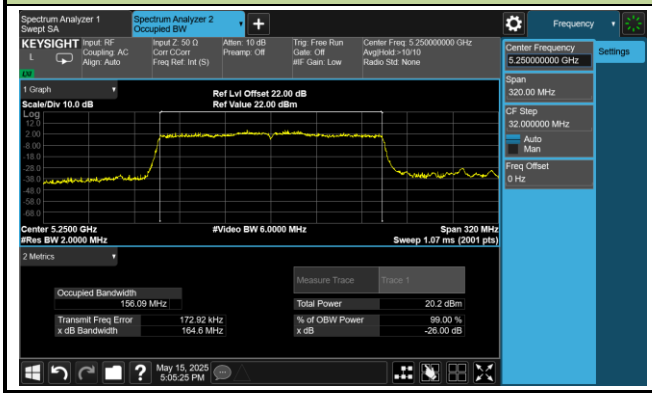	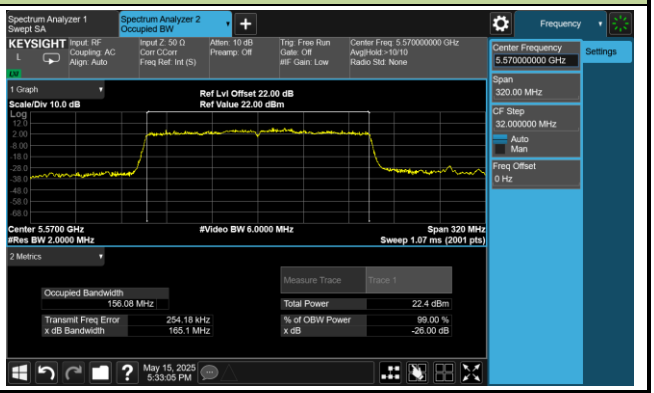

802.11be-EHT20 26dB Bandwidth & 99% Bandwidth

Channel 36 (5180MHz)

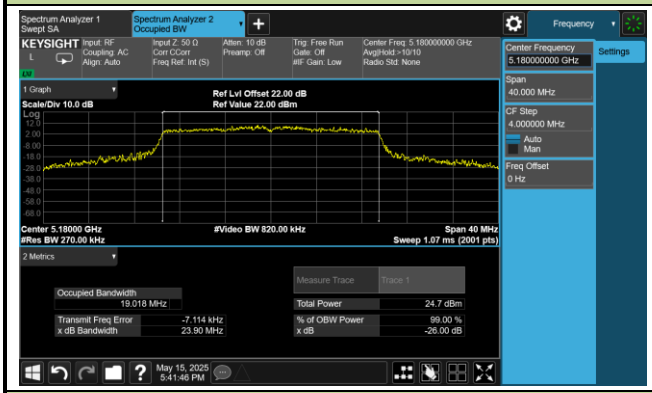

Channel 44 (5220MHz)

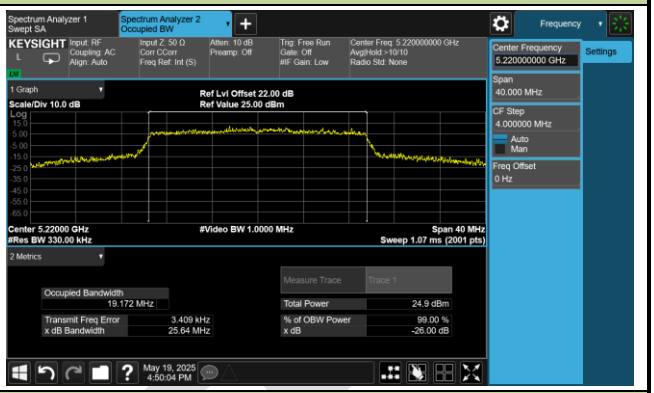

Channel 48 (5240MHz)

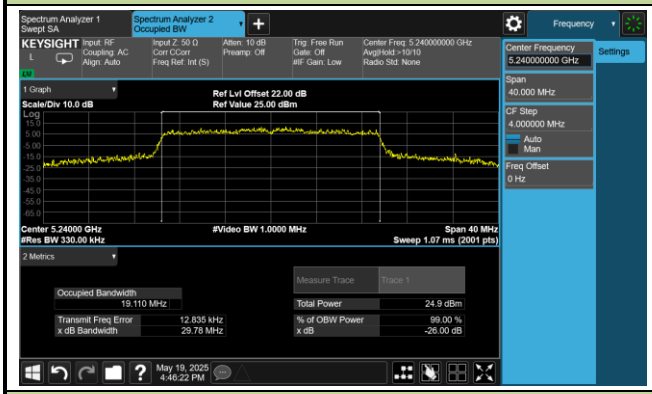

Channel 52 (5260MHz)

Channel 60 (5300MHz)

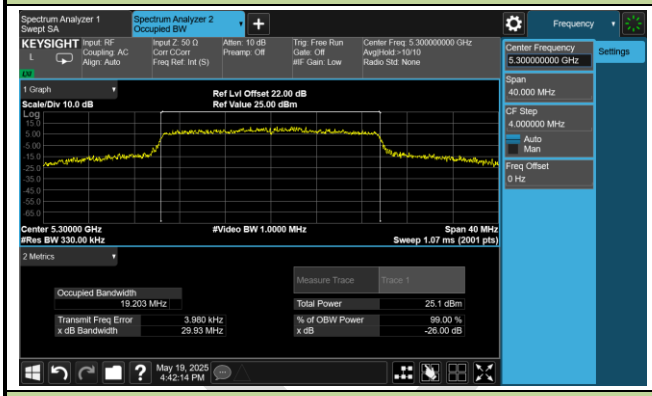

Channel 64 (5320MHz)

Channel 100 (5500MHz)

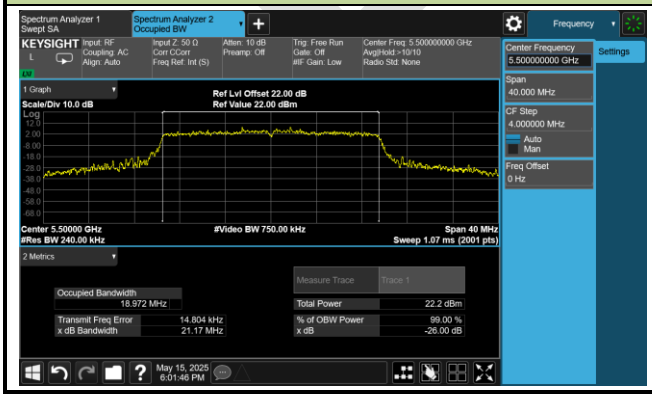

Channel 116 (5580MHz)

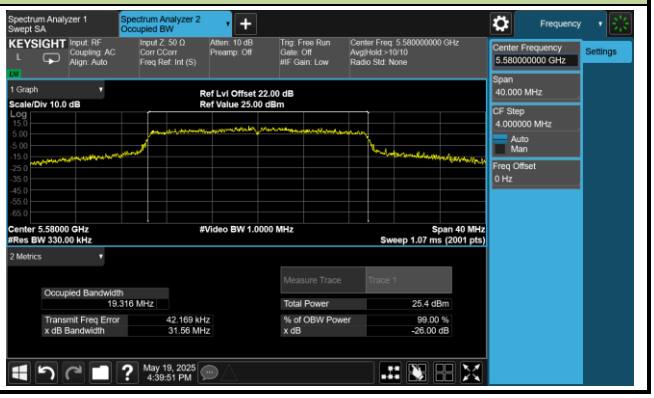

802.11be-EHT20 26dB Bandwidth & 99% Bandwidth	
Channel 140 (5700MHz)	Channel 144(5720MHz)
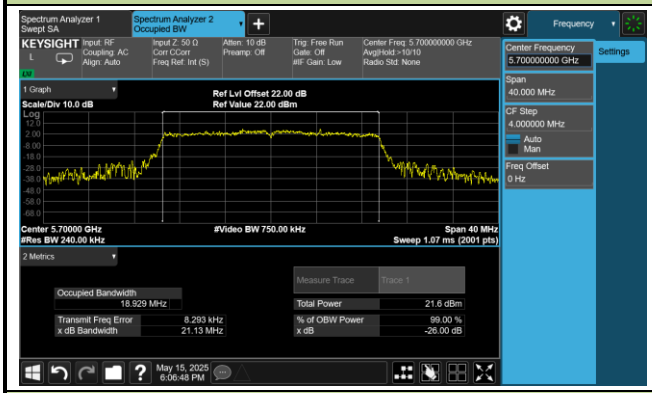	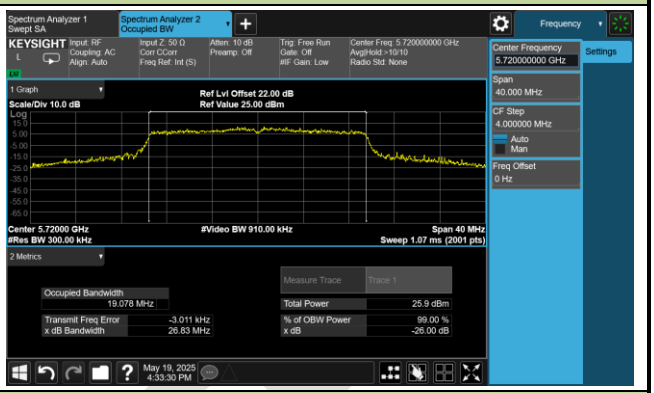
Channel 149 (5745MHz)	Channel 157 (5785MHz)
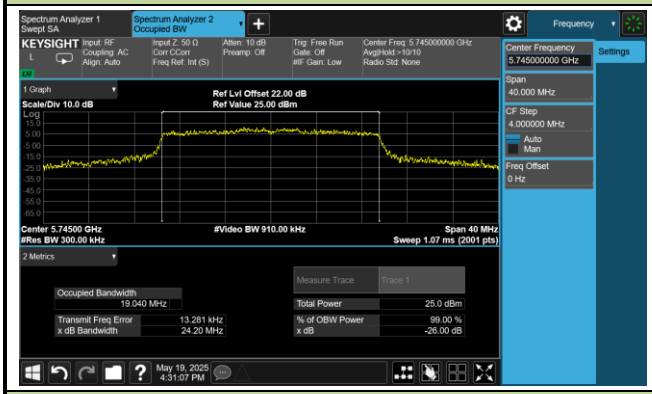	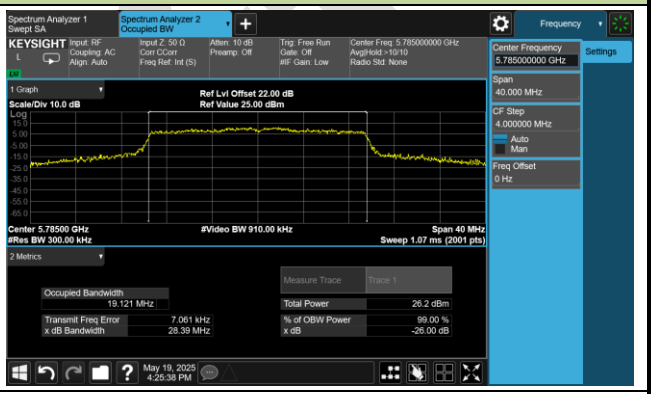
Channel 165 (5825MHz)	
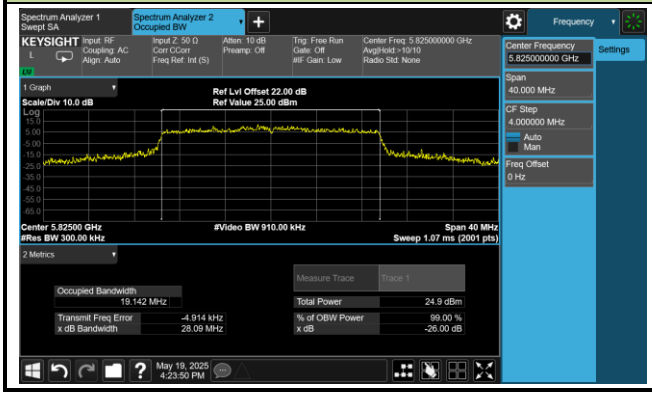	

802.11be-EHT40 26dB Bandwidth & 99% Bandwidth

Channel 38 (5190MHz)

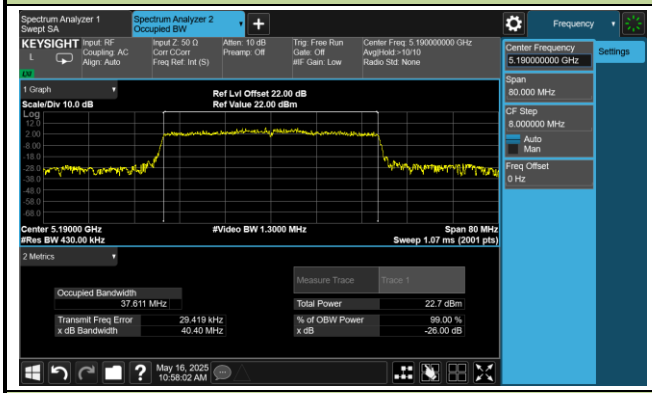

Channel 46 (5230MHz)

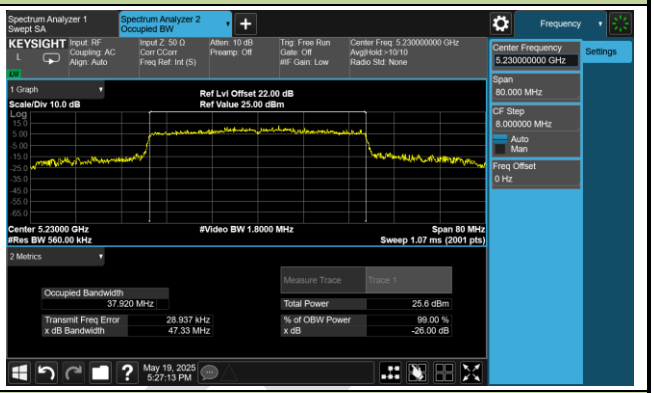

Channel 54 (5270MHz)

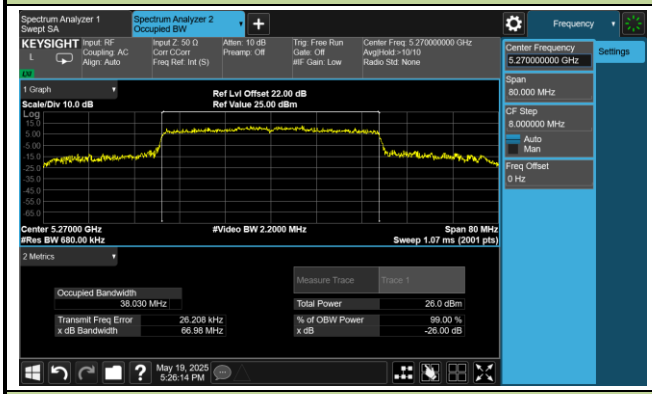

Channel 62 (5310MHz)

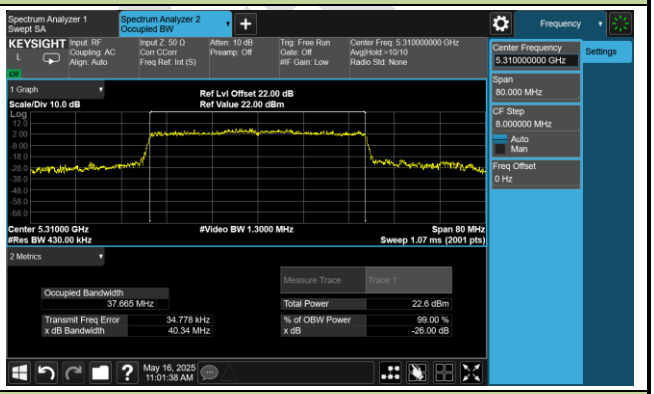

Channel 102 (5510MHz)

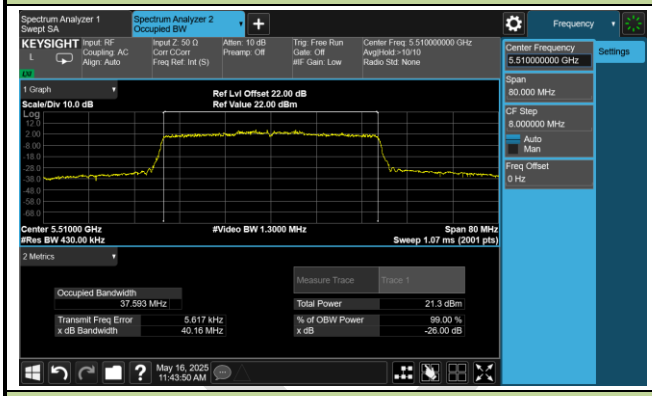

Channel 110 (5550MHz)

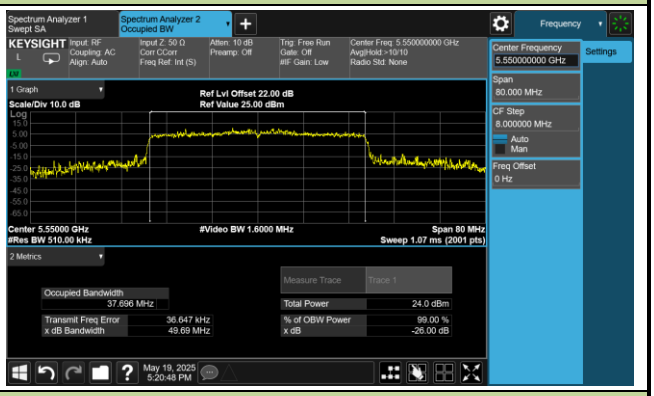

Channel 134 (5670MHz)

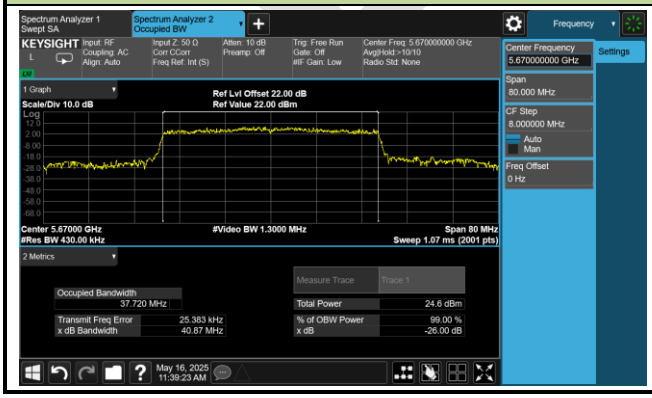

Channel 142(5710MHz)

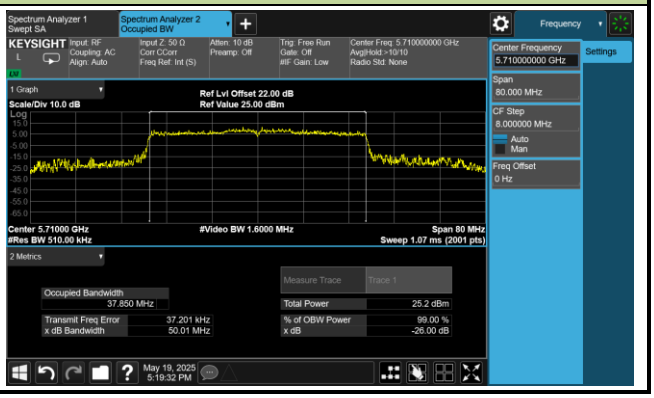

802.11be-EHT40 26dB Bandwidth & 99% Bandwidth	
Channel 151 (5755MHz)	Channel 159 (5795MHz)
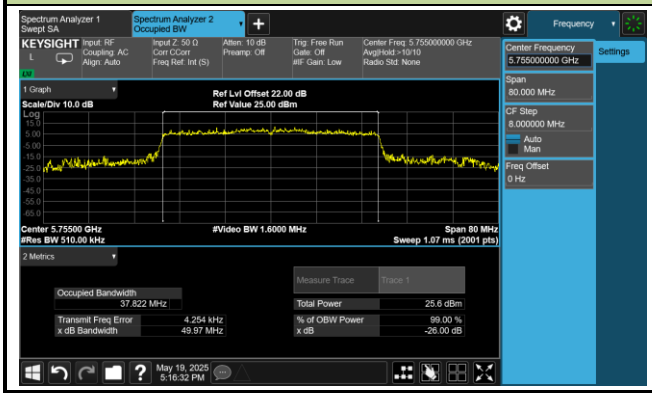	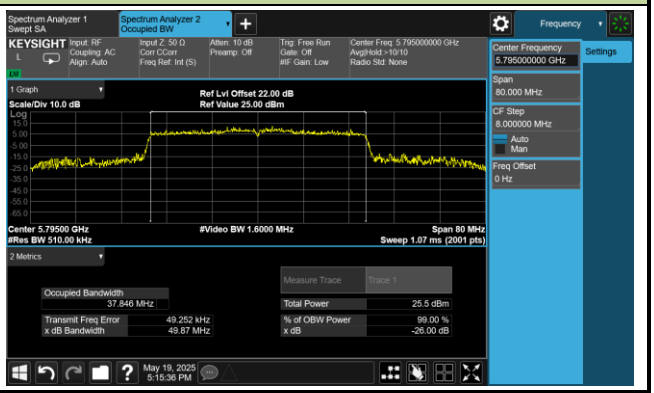

802.11be-EHT80 26dB Bandwidth & 99% Bandwidth

Channel 42 (5210MHz)

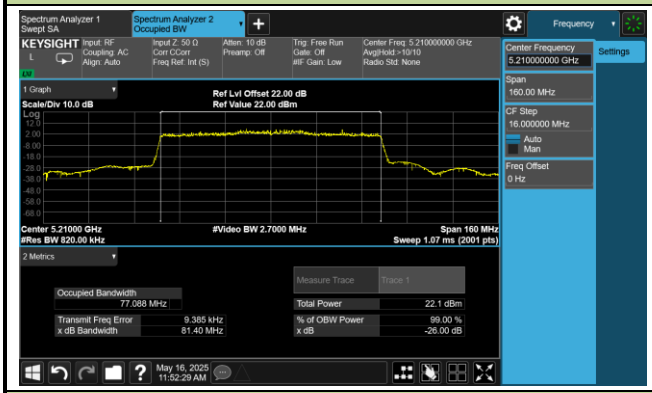

Channel 58 (5290MHz)

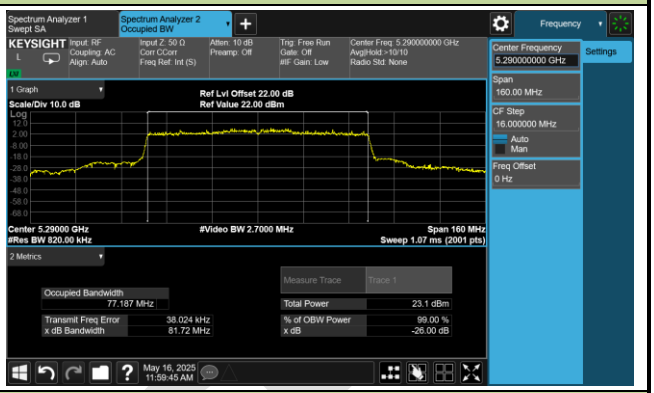

Channel 106 (5530MHz)

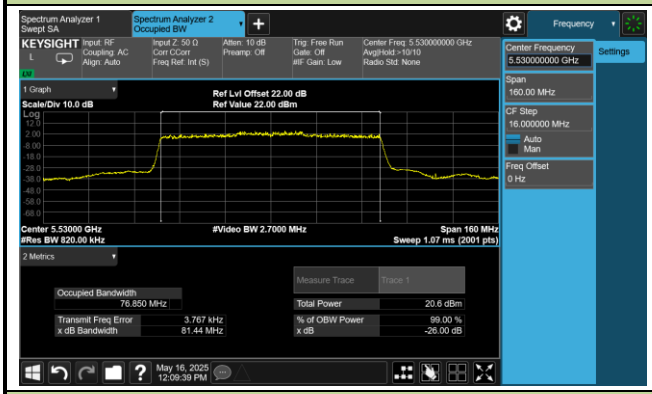

Channel 122 (5610MHz)

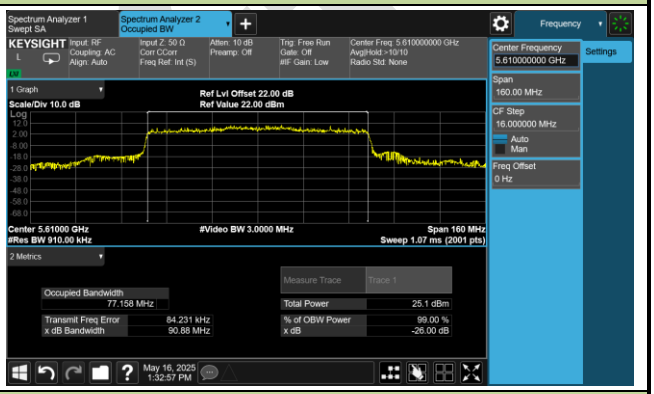

Channel 138 (5690MHz)

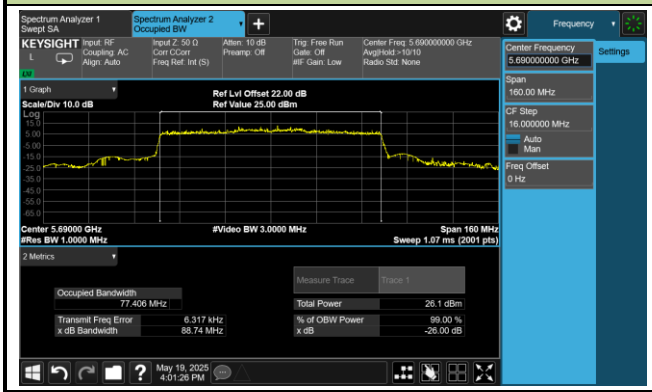

Channel 155 (5775MHz)

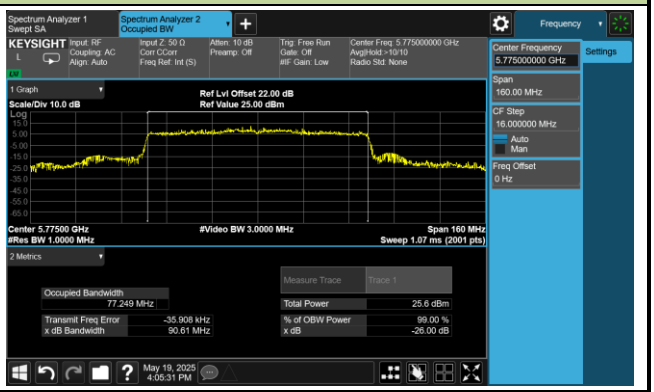

802.11be-EHT160 26dB Bandwidth & 99% Bandwidth	
Channel 50 (5250MHz)	Channel 114 (5570MHz)
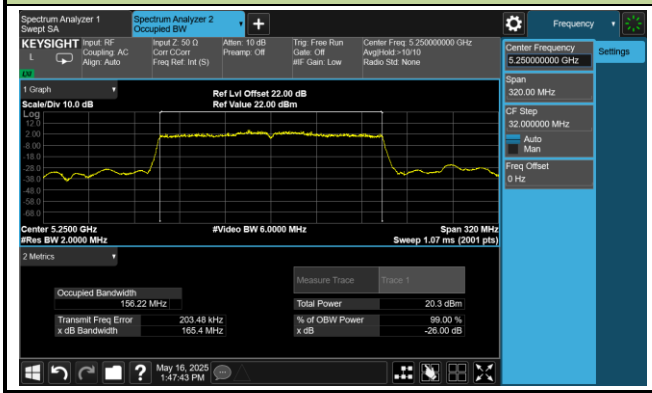	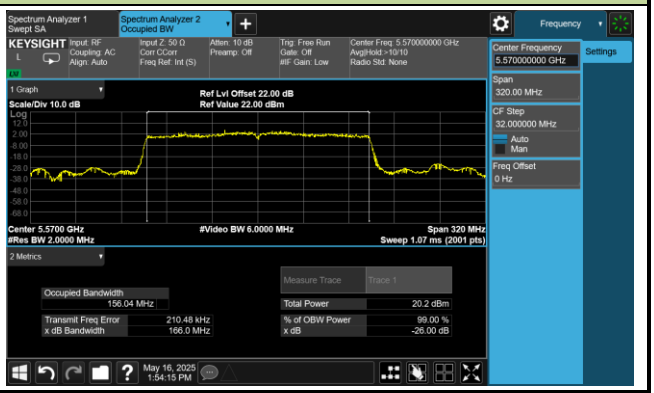

A.3 6dB Bandwidth Test Result

Test Site	SIP-TR1	Test Engineer	Alan Yu
Test Date	2025-05-22		

Test Mode	Data Rate/ MCS	Channel No.	Frequency (MHz)	6dB Bandwidth (MHz)	Limit (MHz)
11a	6Mbps	149	5745	16.31	≥0.5
11a	6Mbps	157	5785	16.27	≥0.5
11a	6Mbps	165	5825	16.29	≥0.5
11ac-VHT20	MCS0	149	5745	17.60	≥0.5
11ac-VHT20	MCS0	157	5785	17.58	≥0.5
11ac-VHT20	MCS0	165	5825	17.59	≥0.5
11ac-VHT40	MCS0	151	5755	36.29	≥0.5
11ac-VHT40	MCS0	159	5795	36.36	≥0.5
11ac-VHT80	MCS0	155	5775	76.36	≥0.5
11ax-HE20	MCS0	149	5745	18.90	≥0.5
11ax-HE20	MCS0	157	5785	18.78	≥0.5
11ax-HE20	MCS0	165	5825	18.92	≥0.5
11ax-HE40	MCS0	151	5755	37.72	≥0.5
11ax-HE40	MCS0	159	5795	37.68	≥0.5
11ax-HE80	MCS0	155	5775	76.86	≥0.5
11be-EHT20	MCS0	149	5745	18.81	≥0.5
11be-EHT20	MCS0	157	5785	18.70	≥0.5
11be-EHT20	MCS0	165	5825	18.81	≥0.5
11be-EHT40	MCS0	151	5755	37.32	≥0.5
11be-EHT40	MCS0	159	5795	37.35	≥0.5
11be-EHT80	MCS0	155	5775	77.29	≥0.5

802.11a 6dB Bandwidth	
Channel 149 (5745MHz)	Channel 157 (5785MHz)
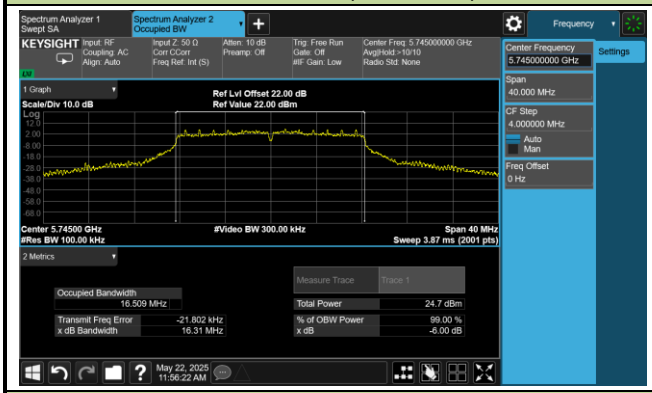	
Channel 165 (5825MHz)	
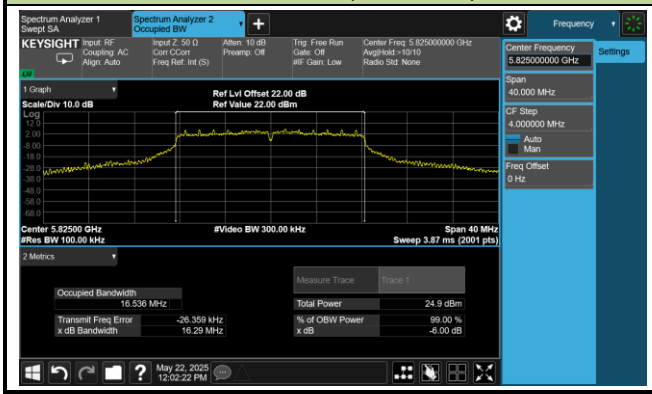	

802.11ac-VHT20 6dB Bandwidth	
Channel 149 (5745MHz)	Channel 157 (5785MHz)
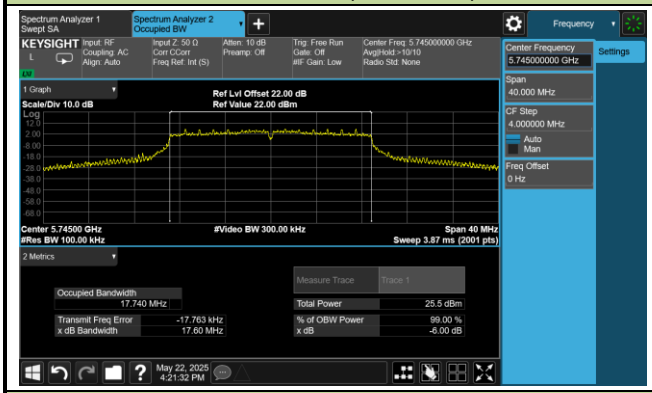	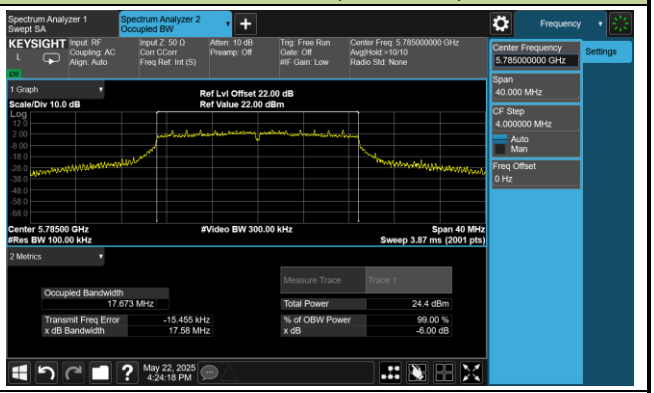
Channel 165 (5825MHz)	
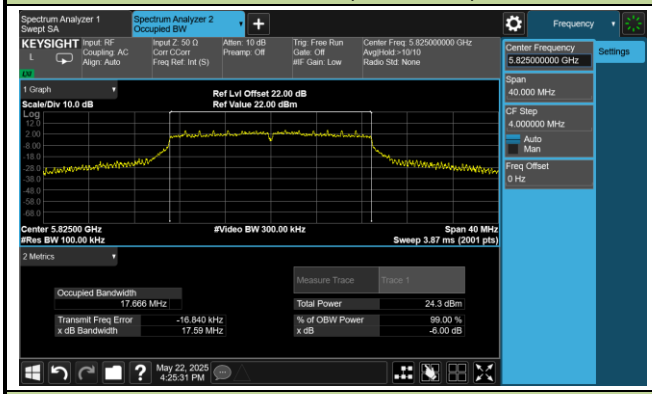	

802.11ac-VHT40 6dB Bandwidth	
Channel 151 (5755MHz)	Channel 159 (5795MHz)
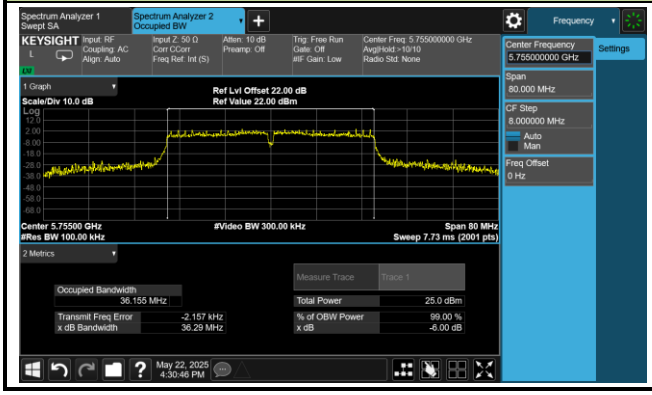	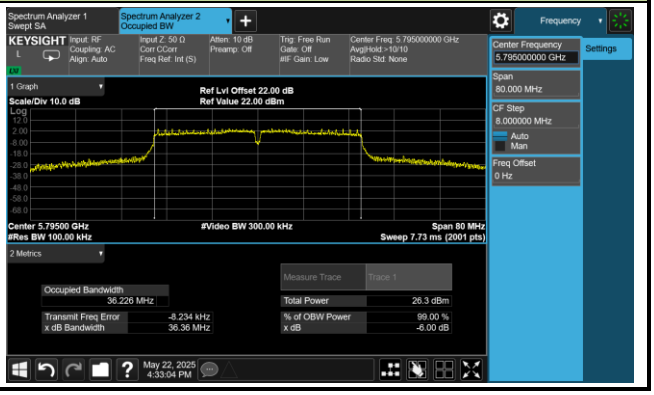

802.11ac-VHT80 6dB Bandwidth	
Channel 155 (5775MHz)	
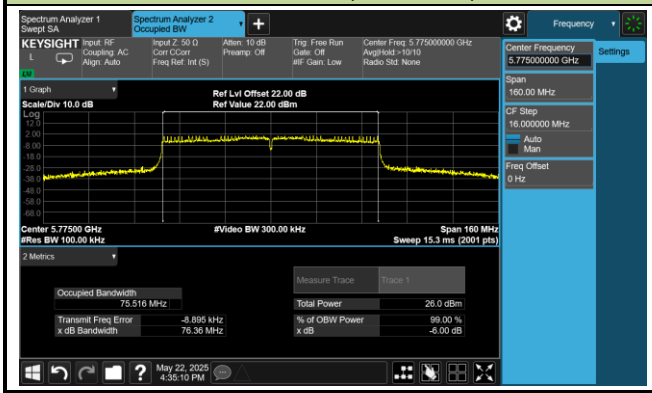	

802.11ax-HE20 6dB Bandwidth

Channel 149 (5745MHz)

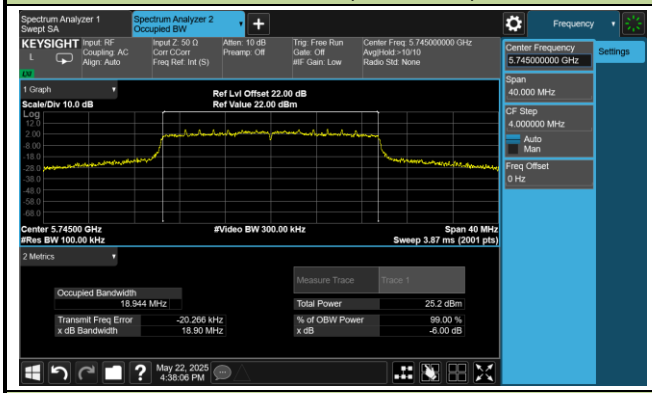

Channel 157 (5785MHz)

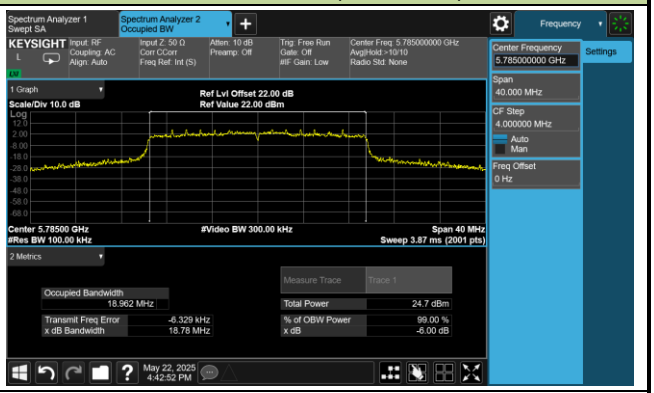

Channel 165 (5825MHz)

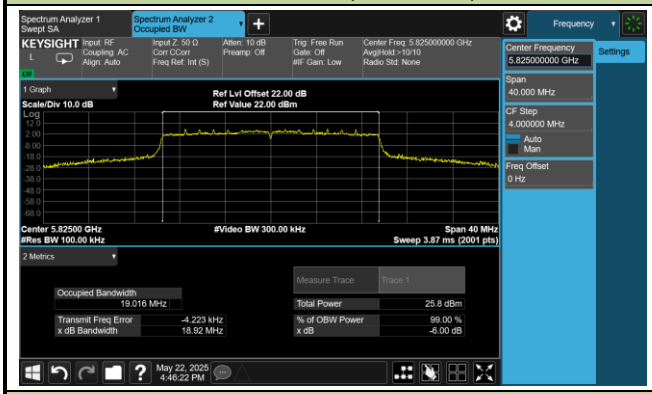

802.11ac-VHT40 6dB Bandwidth

Channel 151 (5755MHz)

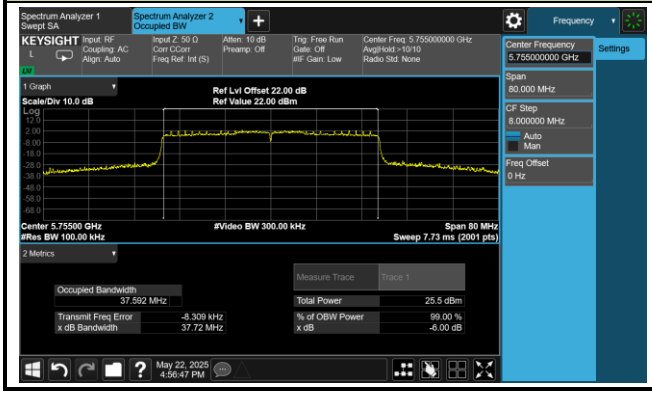

Channel 159 (5795MHz)

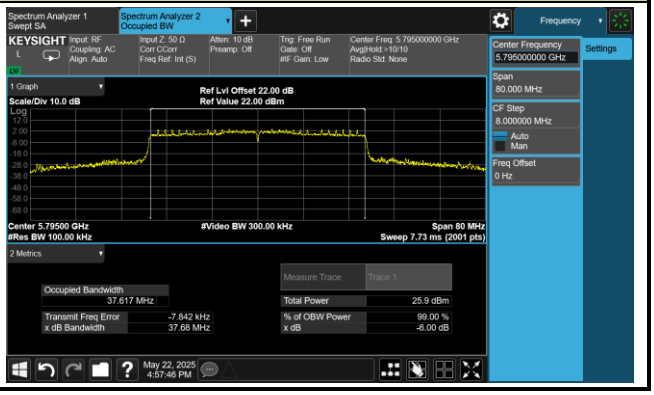

802.11ax-HE80 6dB Bandwidth	
Channel 155 (5775MHz)	
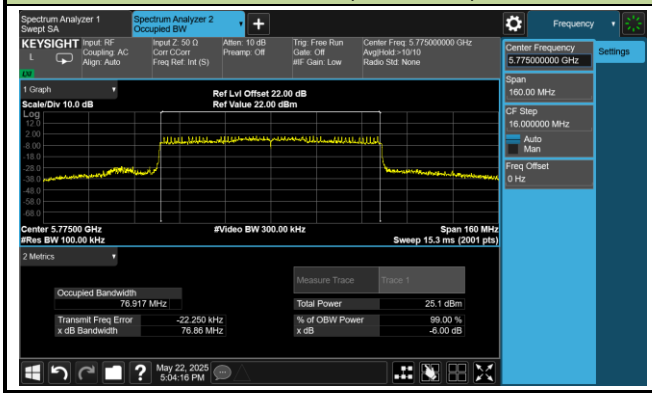	

802.11be-EHT20 6dB Bandwidth	
Channel 149 (5745MHz)	Channel 157 (5785MHz)
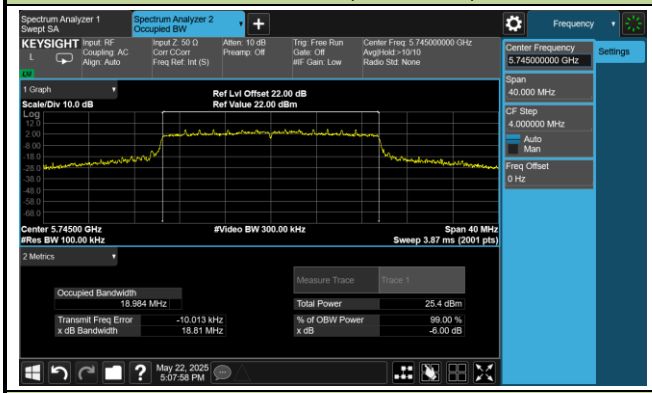	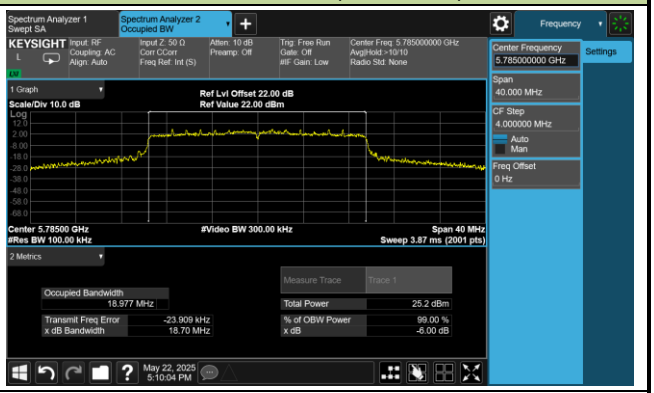
Channel 165 (5825MHz)	
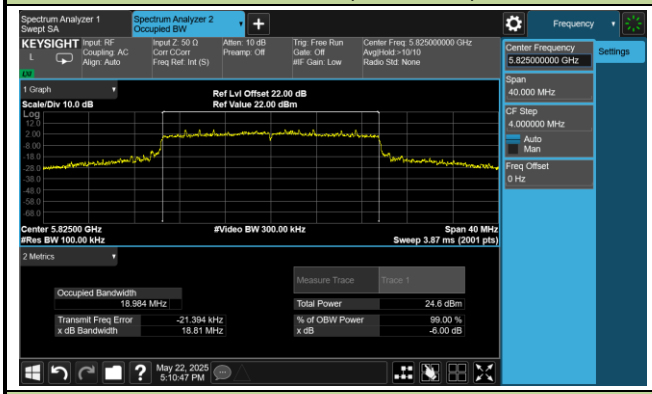	

802.11be-EHT40 6dB Bandwidth	
Channel 151 (5755MHz)	Channel 159 (5795MHz)
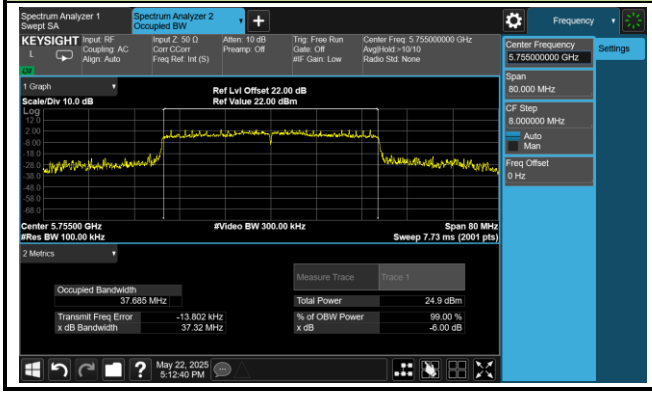	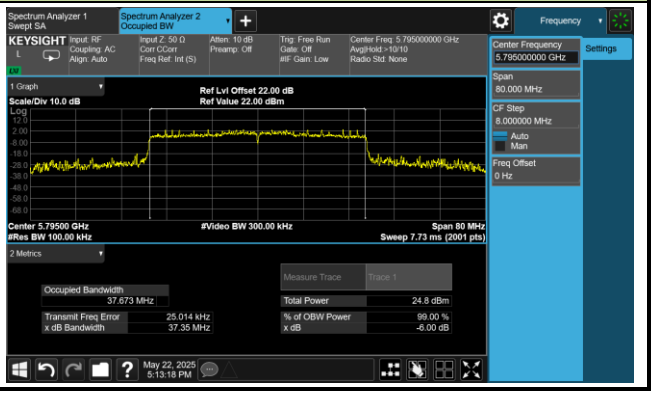

802.11be-EHT80 6dB Bandwidth	
Channel 155 (5775MHz)	
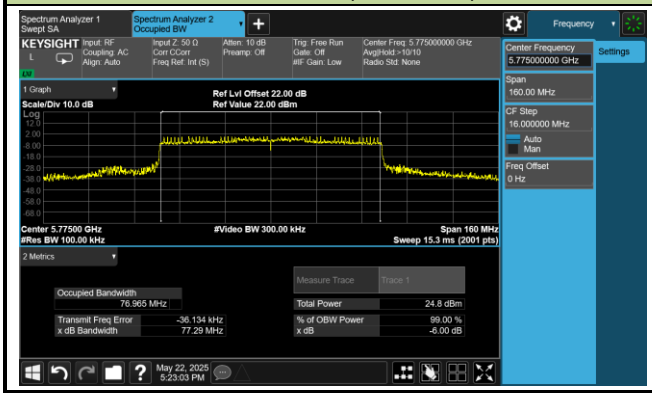	

A.4 Output Power Test Result

Test Site	SIP-TR1	Test Engineer	Alan Yu
Test Date	2025-05-15 ~ 2025-05-19	Test Mode	CDD Mode

Test Mode	Data Rate MCS	Channel No.	Freq. (MHz)	Average Power (dBm)		Total Average Power (dBm)	Power Limit (dBm)
				Ant 3	Ant 4		
11a	6Mbps	36	5180	17.39	17.82	20.62	≤ 23.98
11a	6Mbps	44	5220	17.40	18.05	20.75	≤ 23.98
11a	6Mbps	48	5240	17.48	18.33	20.94	≤ 23.98
11a	6Mbps	52	5260	17.48	18.35	20.95	≤ 23.98
11a	6Mbps	60	5300	17.19	18.30	20.79	≤ 23.98
11a	6Mbps	64	5320	17.48	18.29	20.91	≤ 23.98
11a	6Mbps	100	5500	16.57	16.46	19.53	≤ 23.98
11a	6Mbps	116	5580	18.47	18.41	21.45	≤ 23.98
11a	6Mbps	140	5700	15.68	16.06	18.88	≤ 23.98
11a	6Mbps	144	5720	17.89	18.03	20.97	≤ 23.98
11a	6Mbps	149	5745	17.54	18.29	20.94	≤ 30.00
11a	6Mbps	157	5785	17.97	18.38	21.19	≤ 30.00
11a	6Mbps	165	5825	18.04	18.41	21.24	≤ 30.00
11ac-VHT20	MCS0	36	5180	17.52	17.83	20.69	≤ 23.98
11ac-VHT20	MCS0	44	5220	17.59	18.02	20.82	≤ 23.98
11ac-VHT20	MCS0	48	5240	17.97	18.39	21.20	≤ 23.98
11ac-VHT20	MCS0	52	5260	16.78	17.51	20.17	≤ 23.98
11ac-VHT20	MCS0	60	5300	17.31	18.45	20.93	≤ 23.98
11ac-VHT20	MCS0	64	5320	16.51	16.94	19.74	≤ 23.98
11ac-VHT20	MCS0	100	5500	16.51	16.40	19.47	≤ 23.98
11ac-VHT20	MCS0	116	5580	17.69	17.63	20.67	≤ 23.98
11ac-VHT20	MCS0	140	5700	15.60	15.53	18.58	≤ 23.98
11ac-VHT20	MCS0	144	5720	18.17	18.04	21.12	≤ 23.98
11ac-VHT20	MCS0	149	5745	17.96	18.39	21.19	≤ 30.00
11ac-VHT20	MCS0	157	5785	16.99	17.50	20.26	≤ 30.00
11ac-VHT20	MCS0	165	5825	17.05	17.45	20.26	≤ 30.00

Test Mode	Data Rate MCS	Channel No.	Freq. (MHz)	Average Power (dBm)		Total Average Power (dBm)	Power Limit (dBm)
				Ant 3	Ant 4		
11ac-VHT40	MCS0	38	5190	14.06	15.19	17.67	≤ 23.98
11ac-VHT40	MCS0	46	5230	17.52	18.04	20.80	≤ 23.98
11ac-VHT40	MCS0	54	5270	17.39	18.13	20.79	≤ 23.98
11ac-VHT40	MCS0	62	5310	14.15	15.54	17.91	≤ 23.98
11ac-VHT40	MCS0	102	5510	13.20	13.69	16.46	≤ 23.98
11ac-VHT40	MCS0	110	5550	18.21	18.25	21.24	≤ 23.98
11ac-VHT40	MCS0	134	5670	17.45	18.05	20.77	≤ 23.98
11ac-VHT40	MCS0	142	5710	17.69	17.86	20.79	≤ 23.98
11ac-VHT40	MCS0	151	5755	17.26	18.16	20.74	≤ 30.00
11ac-VHT40	MCS0	159	5795	17.38	18.32	20.89	≤ 30.00
11ac-VHT80	MCS0	42	5210	12.55	13.66	16.15	≤ 23.98
11ac-VHT80	MCS0	58	5290	13.52	14.81	17.22	≤ 23.98
11ac-VHT80	MCS0	106	5530	11.67	12.03	14.86	≤ 23.98
11ac-VHT80	MCS0	122	5610	17.32	17.26	20.30	≤ 23.98
11ac-VHT80	MCS0	138	5690	17.51	17.60	20.57	≤ 23.98
11ac-VHT80	MCS0	155	5775	17.26	17.94	20.62	≤ 30.00
11ac-VHT160	MCS0	50	5250	11.52	12.93	15.29	≤ 23.98
11ac-VHT160	MCS0	114	5570	11.96	12.32	15.15	≤ 30.00
11ax-HE20	MCS0	36	5180	16.24	16.59	19.43	≤ 23.98
11ax-HE20	MCS0	44	5220	17.71	17.90	20.82	≤ 23.98
11ax-HE20	MCS0	48	5240	17.80	18.25	21.04	≤ 23.98
11ax-HE20	MCS0	52	5260	17.63	18.23	20.95	≤ 23.98
11ax-HE20	MCS0	60	5300	17.35	18.21	20.81	≤ 23.98
11ax-HE20	MCS0	64	5320	16.04	17.38	19.77	≤ 23.98
11ax-HE20	MCS0	100	5500	15.44	15.52	18.49	≤ 23.98
11ax-HE20	MCS0	116	5580	18.29	18.43	21.37	≤ 23.98
11ax-HE20	MCS0	140	5700	14.79	14.64	17.73	≤ 23.98
11ax-HE20	MCS0	144	5720	17.67	17.98	20.84	≤ 23.98
11ax-HE20	MCS0	149	5745	17.56	17.98	20.79	≤ 30.00
11ax-HE20	MCS0	157	5785	17.86	18.17	21.03	≤ 30.00
11ax-HE20	MCS0	165	5825	17.76	18.42	21.11	≤ 30.00

Test Mode	Data Rate MCS	Channel No.	Freq. (MHz)	Average Power (dBm)		Total Average Power (dBm)	Power Limit (dBm)
				Ant 3	Ant 4		
11ax-HE40	MCS0	38	5190	13.61	14.32	16.99	≤ 23.98
11ax-HE40	MCS0	46	5230	17.37	18.14	20.78	≤ 23.98
11ax-HE40	MCS0	54	5270	17.30	18.41	20.90	≤ 23.98
11ax-HE40	MCS0	62	5310	14.06	15.41	17.80	≤ 23.98
11ax-HE40	MCS0	102	5510	12.33	12.49	15.42	≤ 23.98
11ax-HE40	MCS0	110	5550	17.53	17.51	20.53	≤ 23.98
11ax-HE40	MCS0	134	5670	16.51	16.89	19.71	≤ 23.98
11ax-HE40	MCS0	142	5710	18.04	18.02	21.04	≤ 23.98
11ax-HE40	MCS0	151	5755	16.62	17.44	20.06	≤ 30.00
11ax-HE40	MCS0	159	5795	17.94	18.06	21.01	≤ 30.00
11ax-HE80	MCS0	42	5210	12.74	13.42	16.10	≤ 23.98
11ax-HE80	MCS0	58	5290	13.43	14.77	17.16	≤ 23.98
11ax-HE80	MCS0	106	5530	11.71	11.98	14.86	≤ 23.98
11ax-HE80	MCS0	122	5610	17.34	17.42	20.39	≤ 23.98
11ax-HE80	MCS0	138	5690	17.50	17.52	20.52	≤ 23.98
11ax-HE80	MCS0	155	5775	17.36	17.78	20.59	≤ 30.00
11ax-HE160	MCS0	50	5250	9.39	10.81	13.17	≤ 23.98
11ax-HE160	MCS0	114	5570	12.07	12.21	15.15	≤ 30.00
11be-EHT20	MCS0	36	5180	17.44	17.63	20.55	≤ 23.98
11be-EHT20	MCS0	44	5220	17.23	17.68	20.47	≤ 23.98
11be-EHT20	MCS0	48	5240	17.73	17.98	20.87	≤ 23.98
11be-EHT20	MCS0	52	5260	17.47	18.24	20.88	≤ 23.98
11be-EHT20	MCS0	60	5300	17.24	17.93	20.61	≤ 23.98
11be-EHT20	MCS0	64	5320	16.19	17.14	19.70	≤ 23.98
11be-EHT20	MCS0	100	5500	15.38	15.35	18.38	≤ 23.98
11be-EHT20	MCS0	116	5580	17.87	18.23	21.06	≤ 23.98
11be-EHT20	MCS0	140	5700	14.82	14.85	17.85	≤ 23.98
11be-EHT20	MCS0	144	5720	17.56	17.92	20.75	≤ 23.98
11be-EHT20	MCS0	149	5745	17.42	17.80	20.62	≤ 30.00
11be-EHT20	MCS0	157	5785	17.62	18.10	20.88	≤ 30.00
11be-EHT20	MCS0	165	5825	17.85	18.21	21.04	≤ 30.00

Test Mode	Data Rate MCS	Channel No.	Freq. (MHz)	Average Power (dBm)		Total Average Power (dBm)	Power Limit (dBm)
				Ant 3	Ant 4		
11be-EHT40	MCS0	38	5190	13.95	15.06	17.55	≤ 23.98
11be-EHT40	MCS0	46	5230	17.48	18.04	20.78	≤ 23.98
11be-EHT40	MCS0	54	5270	17.31	18.27	20.83	≤ 23.98
11be-EHT40	MCS0	62	5310	14.12	15.32	17.77	≤ 23.98
11be-EHT40	MCS0	102	5510	12.24	12.64	15.45	≤ 23.98
11be-EHT40	MCS0	110	5550	17.43	17.58	20.52	≤ 23.98
11be-EHT40	MCS0	134	5670	16.67	16.95	19.82	≤ 23.98
11be-EHT40	MCS0	142	5710	17.82	18.01	20.93	≤ 23.98
11be-EHT40	MCS0	151	5755	17.82	18.26	21.06	≤ 30.00
11be-EHT40	MCS0	159	5795	17.84	18.27	21.07	≤ 30.00
11be-EHT80	MCS0	42	5210	12.53	13.54	16.07	≤ 23.98
11be-EHT80	MCS0	58	5290	13.38	14.57	17.03	≤ 23.98
11be-EHT80	MCS0	106	5530	10.74	11.19	13.98	≤ 23.98
11be-EHT80	MCS0	122	5610	17.38	17.29	20.35	≤ 23.98
11be-EHT80	MCS0	138	5690	17.39	17.51	20.46	≤ 23.98
11be-EHT80	MCS0	155	5775	17.31	17.69	20.51	≤ 30.00
11be-EHT160	MCS0	50	5250	9.58	10.38	13.01	≤ 23.98
11be-EHT160	MCS0	114	5570	10.97	11.22	14.11	≤ 30.00

Note 1: Total Average Power (dBm) = $10*\log\{10^{(\text{Ant 3 Average Power}/10)} + 10^{(\text{Ant 4 Average Power}/10)}\}$.

Note 2: For Band-Crossing channel, Average Power Limit = 23.98dBm or $11+10*\log_{10}EBW_{2C}$ which is less.

A.5 Power Spectral Density Test Result

Test Site	SIP-TR1	Test Engineer	Alan Yu
Test Date	2025-05-15 ~ 2025-05-19		
Test Item	Power Spectral Density (UNII-Band 1 & UNII-2a & UNII-2c)		

Test Mode	Data Rate/ MCS	Channel No.	Freq. (MHz)	AVPSD (dBm/ MHz)		Duty Cycle (%)	Total PSD (dBm/ MHz)	PSD Limit (dBm/MHz)
				Ant 3	Ant 4			
11a	6Mbps	36	5180	6.429	6.754	93.07	9.917	≤ 11.00
11a	6Mbps	44	5220	6.507	7.127	93.07	10.150	≤ 11.00
11a	6Mbps	48	5240	7.110	7.302	93.07	10.529	≤ 11.00
11a	6Mbps	52	5260	6.799	7.636	93.07	10.560	≤ 11.00
11a	6Mbps	60	5300	6.356	7.362	93.07	10.210	≤ 11.00
11a	6Mbps	64	5320	6.498	7.467	93.07	10.332	≤ 11.00
11a	6Mbps	100	5500	5.431	5.326	93.07	8.701	≤ 11.00
11a	6Mbps	116	5580	7.552	7.598	93.07	10.897	≤ 11.00
11a	6Mbps	140	5700	4.800	5.136	93.07	8.293	≤ 11.00
11a	6Mbps	144	5720	6.947	6.896	93.07	10.244	≤ 11.00
11ac-VHT20	MCS0	36	5180	5.952	6.386	92.65	9.516	≤ 11.00
11ac-VHT20	MCS0	44	5220	3.673	4.166	92.65	7.268	≤ 11.00
11ac-VHT20	MCS0	48	5240	3.123	3.619	92.65	6.720	≤ 11.00
11ac-VHT20	MCS0	52	5260	2.968	4.024	92.65	6.870	≤ 11.00
11ac-VHT20	MCS0	60	5300	3.853	4.699	92.65	7.638	≤ 11.00
11ac-VHT20	MCS0	64	5320	5.315	5.857	92.65	8.936	≤ 11.00
11ac-VHT20	MCS0	100	5500	4.930	4.972	92.65	8.293	≤ 11.00
11ac-VHT20	MCS0	116	5580	4.150	3.935	92.65	7.386	≤ 11.00
11ac-VHT20	MCS0	140	5700	4.514	4.554	92.65	7.876	≤ 11.00
11ac-VHT20	MCS0	144	5720	4.019	4.436	92.65	7.574	≤ 11.00
11ac-VHT40	MCS0	38	5190	-0.412	0.630	86.59	3.776	≤ 11.00
11ac-VHT40	MCS0	46	5230	3.131	3.688	86.59	7.054	≤ 11.00
11ac-VHT40	MCS0	54	5270	3.147	3.981	86.59	7.220	≤ 11.00
11ac-VHT40	MCS0	62	5310	-0.246	1.453	86.59	4.322	≤ 11.00
11ac-VHT40	MCS0	102	5510	-1.365	-0.908	86.59	2.505	≤ 11.00
11ac-VHT40	MCS0	110	5550	3.936	3.946	86.59	7.577	≤ 11.00
11ac-VHT40	MCS0	134	5670	3.397	3.455	86.59	7.062	≤ 11.00
11ac-VHT40	MCS0	142	5710	3.318	3.602	86.59	7.098	≤ 11.00

Test Mode	Data Rate/ MCS	Channel No.	Freq. (MHz)	AVPSD (dBm/ MHz)		Duty Cycle (%)	Total PSD (dBm/ MHz)	PSD Limit (dBm/MHz)
				Ant 3	Ant 4			
11ac-VHT80	MCS0	42	5210	-5.351	-4.429	76.34	-0.683	≤ 11.00
11ac-VHT80	MCS0	58	5290	-4.157	-3.038	76.34	0.621	≤ 11.00
11ac-VHT80	MCS0	106	5530	-6.056	-5.877	76.34	-1.783	≤ 11.00
11ac-VHT80	MCS0	122	5610	-0.474	-0.675	76.34	3.609	≤ 11.00
11ac-VHT80	MCS0	138	5690	-0.107	-0.235	76.34	4.012	≤ 11.00
11ac-VHT160	MCS0	50	5250	-9.635	-8.612	64.48	-4.177	≤ 11.00
11ac-VHT160	MCS0	114	5570	-9.592	-9.262	64.48	-4.508	≤ 11.00
11ax-HE20	MCS0	36	5180	4.814	5.074	90.20	8.404	≤ 11.00
11ax-HE20	MCS0	44	5220	5.920	6.451	90.20	9.652	≤ 11.00
11ax-HE20	MCS0	48	5240	6.369	6.773	90.20	10.034	≤ 11.00
11ax-HE20	MCS0	52	5260	6.382	6.869	90.20	10.091	≤ 11.00
11ax-HE20	MCS0	60	5300	5.968	6.637	90.20	9.774	≤ 11.00
11ax-HE20	MCS0	64	5320	4.668	5.676	90.20	8.659	≤ 11.00
11ax-HE20	MCS0	100	5500	3.841	3.645	90.20	7.202	≤ 11.00
11ax-HE20	MCS0	116	5580	6.764	7.238	90.20	10.466	≤ 11.00
11ax-HE20	MCS0	140	5700	3.310	3.179	90.20	6.703	≤ 11.00
11ax-HE20	MCS0	144	5720	6.396	6.615	90.20	9.965	≤ 11.00
11ax-HE40	MCS0	38	5190	-0.730	0.313	84.20	3.580	≤ 11.00
11ax-HE40	MCS0	46	5230	2.738	3.648	84.20	6.974	≤ 11.00
11ax-HE40	MCS0	54	5270	3.112	3.921	84.20	7.292	≤ 11.00
11ax-HE40	MCS0	62	5310	-0.459	0.812	84.20	3.980	≤ 11.00
11ax-HE40	MCS0	102	5510	-2.549	-2.347	84.20	1.310	≤ 11.00
11ax-HE40	MCS0	110	5550	2.978	2.880	84.20	6.686	≤ 11.00
11ax-HE40	MCS0	134	5670	1.780	2.321	84.20	5.816	≤ 11.00
11ax-HE40	MCS0	142	5710	3.233	3.668	84.20	7.213	≤ 11.00
11ax-HE80	MCS0	42	5210	-5.842	-4.966	74.19	-1.075	≤ 11.00
11ax-HE80	MCS0	58	5290	-4.741	-3.429	74.19	0.271	≤ 11.00
11ax-HE80	MCS0	106	5530	-6.573	-6.193	74.19	-2.072	≤ 11.00
11ax-HE80	MCS0	122	5610	-0.459	-0.659	74.19	3.749	≤ 11.00
11ax-HE80	MCS0	138	5690	-0.131	-0.508	74.19	3.991	≤ 11.00
11ax-HE160	MCS0	50	5250	-12.101	-10.854	63.38	-6.442	≤ 11.00
11ax-HE160	MCS0	114	5570	-9.704	-9.614	63.38	-4.668	≤ 11.00

Test Mode	Data Rate/ MCS	Channel No.	Freq. (MHz)	AVPSD (dBm/ MHz)		Duty Cycle (%)	Total PSD (dBm/ MHz)	PSD Limit (dBm/MHz)
				Ant 3	Ant 4			
11be-EHT20	MCS0	36	5180	5.845	6.311	90.78	9.515	≤ 11.00
11be-EHT20	MCS0	44	5220	5.918	6.159	90.78	9.471	≤ 11.00
11be-EHT20	MCS0	48	5240	6.376	6.650	90.78	9.946	≤ 11.00
11be-EHT20	MCS0	52	5260	6.115	7.058	90.78	10.042	≤ 11.00
11be-EHT20	MCS0	60	5300	5.916	6.643	90.78	9.725	≤ 11.00
11be-EHT20	MCS0	64	5320	4.940	5.967	90.78	8.914	≤ 11.00
11be-EHT20	MCS0	100	5500	3.690	3.864	90.78	7.208	≤ 11.00
11be-EHT20	MCS0	116	5580	6.942	7.186	90.78	10.496	≤ 11.00
11be-EHT20	MCS0	140	5700	3.258	3.174	90.78	6.647	≤ 11.00
11be-EHT20	MCS0	144	5720	6.161	6.516	90.78	9.773	≤ 11.00
11be-EHT40	MCS0	38	5190	-0.728	0.192	84.18	3.515	≤ 11.00
11be-EHT40	MCS0	46	5230	3.245	3.079	84.18	6.921	≤ 11.00
11be-EHT40	MCS0	54	5270	2.839	4.108	84.18	7.278	≤ 11.00
11be-EHT40	MCS0	62	5310	-0.396	0.912	84.18	4.065	≤ 11.00
11be-EHT40	MCS0	102	5510	-2.760	-2.239	84.18	1.267	≤ 11.00
11be-EHT40	MCS0	110	5550	2.909	2.977	84.18	6.701	≤ 11.00
11be-EHT40	MCS0	134	5670	2.018	1.942	84.18	5.738	≤ 11.00
11be-EHT40	MCS0	142	5710	3.423	3.750	84.18	7.348	≤ 11.00
11be-EHT80	MCS0	42	5210	-5.509	-4.648	74.70	-0.780	≤ 11.00
11be-EHT80	MCS0	58	5290	-4.603	-3.301	74.70	0.374	≤ 11.00
11be-EHT80	MCS0	106	5530	-7.338	-6.792	74.70	-2.779	≤ 11.00
11be-EHT80	MCS0	122	5610	-0.297	-0.396	74.70	3.931	≤ 11.00
11be-EHT80	MCS0	138	5690	-0.731	-0.509	74.70	3.659	≤ 11.00
11be-EHT160	MCS0	50	5250	-12.037	-11.044	64.05	-6.567	≤ 11.00
11be-EHT160	MCS0	114	5570	-10.472	-10.258	64.05	-5.419	≤ 11.00

Note 1: When EUT duty cycle < 98%, the total PSD (dBm/MHz) =10*log {$10^{(\text{Ant 3 AVGPSD}/10)}$ + $10^{(\text{Ant 4 AVGPSD}/10)}$} +10*log (1/Duty cycle).

When EUT duty cycle ≥ 98%, the total PSD (dBm/MHz) =10*log {$10^{(\text{Ant 3 AVGPSD}/10)}$ + $10^{(\text{Ant 4 AVGPSD}/10)}$}.

Note 2:

For 5125 - 5250MHz Band: PSD Limit (dBm/MHz) = 11dBm/MHz

For 5250 - 5350MHz Band: PSD Limit (dBm/MHz) = 11dBm/MHz.

For 5470 - 5725MHz Band: PSD Limit (dBm/MHz) = 11dBm/MHz.

Test Site	SIP-TR1	Test Engineer	Alan Yu
Test Date	2025-05-15 ~ 2025-05-19		
Test Item	Power Spectral Density (UNII-Band 3)		

Test Mode	Data Rate/ MCS	Channel No.	Freq. (MHz)	AVPSD (dBm/ 510kHz)		Duty Cycle (%)	Total PSD (dBm/ 510kHz)	PSD Limit (dBm/ 500kHz)
				Ant 3	Ant 4			
11a	6Mbps	149	5745	3.914	4.338	93.07	7.453	≤ 30.00
11a	6Mbps	157	5785	4.257	4.609	93.07	7.759	≤ 30.00
11a	6Mbps	165	5825	4.268	4.517	93.07	7.716	≤ 30.00
11ac-VHT20	MCS0	149	5745	1.651	1.841	92.65	5.089	≤ 30.00
11ac-VHT20	MCS0	157	5785	0.738	0.692	92.65	4.057	≤ 30.00
11ac-VHT20	MCS0	165	5825	0.611	0.772	92.65	4.034	≤ 30.00
11ac-VHT40	MCS0	151	5755	0.285	0.911	86.59	4.245	≤ 30.00
11ac-VHT40	MCS0	159	5795	0.171	1.030	86.59	4.257	≤ 30.00
11ac-VHT80	MCS0	155	5775	-3.359	-2.754	76.34	1.137	≤ 30.00
11ax-HE20	MCS0	149	5745	2.992	3.641	90.20	6.787	≤ 30.00
11ax-HE20	MCS0	157	5785	3.552	3.894	90.20	7.185	≤ 30.00
11ax-HE20	MCS0	165	5825	3.496	4.026	90.20	7.227	≤ 30.00
11ax-HE40	MCS0	151	5755	-0.866	0.278	84.20	3.501	≤ 30.00
11ax-HE40	MCS0	159	5795	0.865	1.223	84.20	4.805	≤ 30.00
11ax-HE80	MCS0	155	5775	-3.381	-2.702	74.19	1.279	≤ 30.00
11be-EHT20	MCS0	149	5745	3.419	3.843	90.78	7.067	≤ 30.00
11be-EHT20	MCS0	157	5785	3.517	4.090	90.78	7.243	≤ 30.00
11be-EHT20	MCS0	165	5825	3.652	3.926	90.78	7.222	≤ 30.00
11be-EHT40	MCS0	151	5755	0.626	0.889	84.18	4.518	≤ 30.00
11be-EHT40	MCS0	159	5795	0.443	0.975	84.18	4.475	≤ 30.00
11be-EHT80	MCS0	155	5775	-3.552	-2.790	64.05	1.123	≤ 30.00

Note 1:

When EUT duty cycle < 98%, the total PSD (dBm/510kHz) =10*log {$10^{(\text{Ant 3 AVGPSD}/10)}$ + $10^{(\text{Ant 4 AVGPSD}/10)}$} +10*log (1/Duty cycle).

When EUT duty cycle ≥ 98%, the total PSD (dBm/510kHz) =10*log {$10^{(\text{Ant 3 AVGPSD}/10)}$ + $10^{(\text{Ant 4 AVGPSD}/10)}$}.

Note 2: PSD Limit (dBm/500kHz) = 30dBm/500kHz.

802.11a Power Spectral Density- Ant 3

Channel 36 (5180MHz)

Channel 44 (5220MHz)

Channel 48 (5240MHz)

Channel 52 (5260MHz)

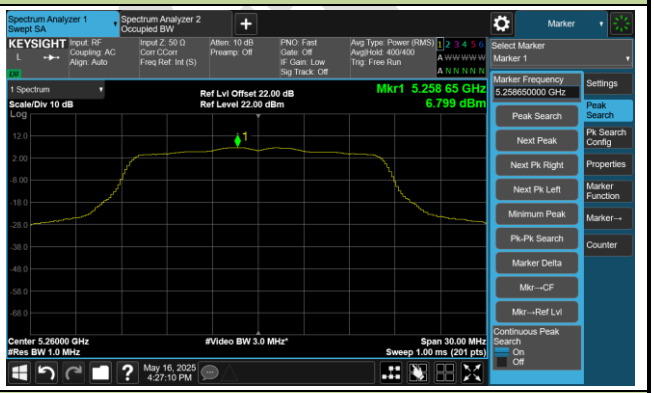

Channel 60 (5300MHz)

Channel 64 (5320MHz)

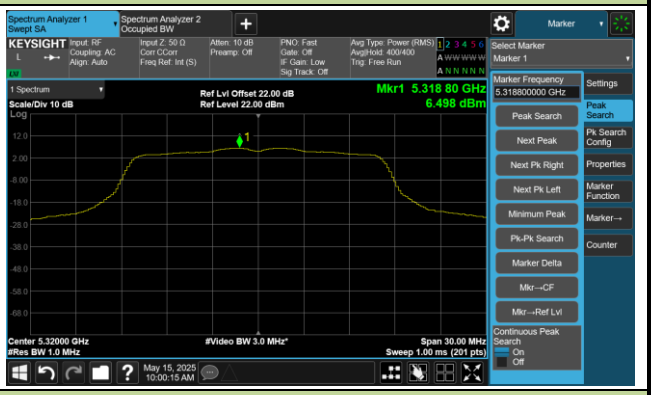

Channel 100 (5500MHz)

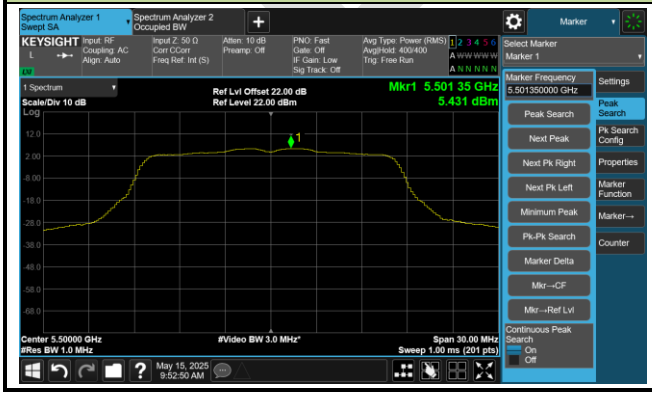

Channel 116 (5580MHz)

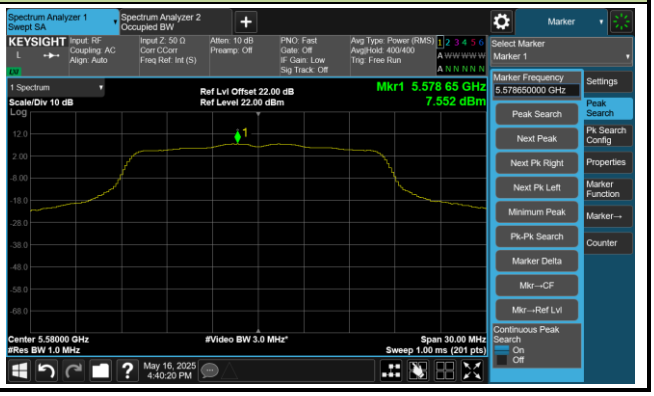

802.11a Power Spectral Density- Ant 3

Channel 140 (5700MHz)

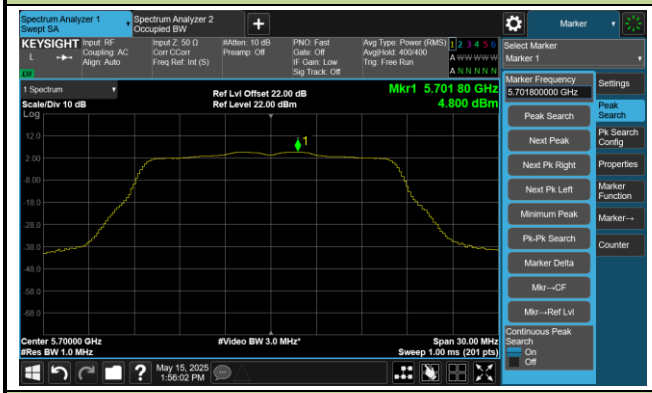

Channel 144(5720MHz)

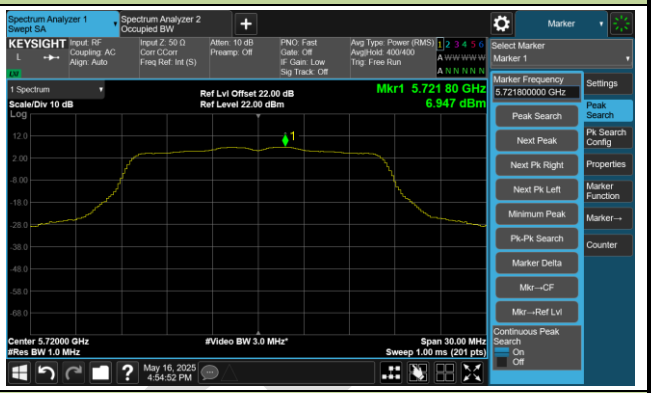

Channel 149 (5745MHz)

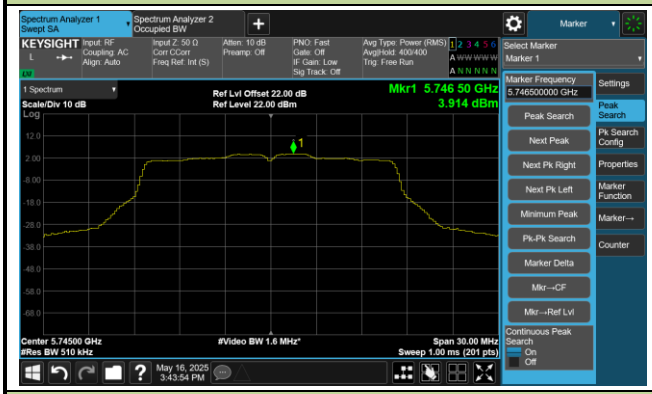

Channel 157 (5785MHz)

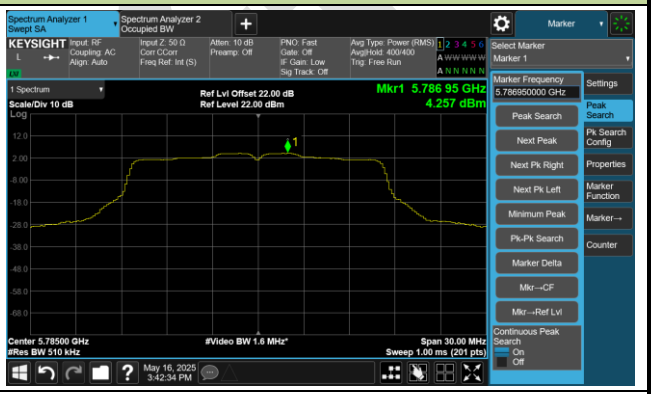
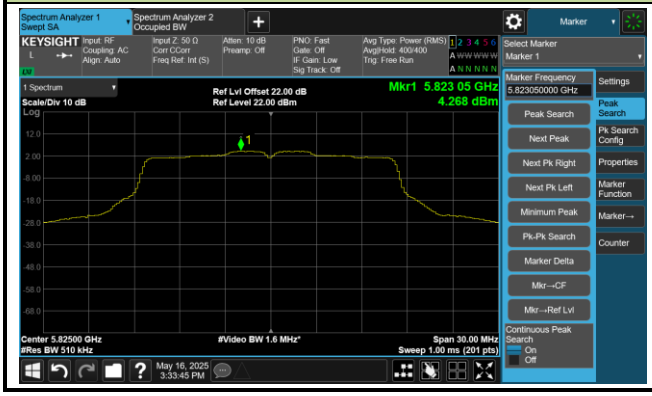
Channel 165 (5825MHz)