Application for FCC Certificate
On Behalf of
SGEG N.A. INC

Ballast

Model No.: FBT T5 14x2, FBT T5 21x2,
FBT T5 24x2, FBT T5 39x2,
FBT T5 54x2

FCC ID: QA7FBTT5002

Prepared For : SGEG N.A. INC
159 LAS TUNAS DRIVE,
ARCADIA, CA91007.USA

Prepared By : Audix Technology (Shanghai) Co., Ltd.
3F 34Bldg 680 Guiping Rd,
Caohejing Hi-Tech Park,
Shanghai, China 200233.

Tel : +86-21-64955500
Fax : +86-21-64955491

Report No. : ACI-F03004
Date of Test : Dec 4~Dec 16, 2002
Date of Report : Dec 30, 2002

TABLE OF CONTENTS

Page

1 GENERAL INFORMATION 4
1.1 Description of Equipment Under Test 4
1.2 Description of Test Facility 4
1.3 Measurement Uncertainty 4
2 AC POWERLINE CONDUCTED EMISSION TEST 5
2.1 Test Equipment 5
2.2 Block Diagram of Test Setup 5
2.3 Conducted Emission Limits 5
2.4 Test Configuration 6
2.5 Operating Condition of EUT 6
2.6 Test Procedures 6
2.7 Test Results 7
3 FIELD STRENGTH TEST 12
3.1 Test Equipment 12
3.2 Block Diagram of Test Setup 12
3.3 Test Configuration 12
3.4 Operating Condition of EUT 12
3.5 Test Procedure 13
3.6 Test Result 13

TEST REPORT FOR FCC CERTIFICATE

Applicant : SGEG N.A. INC

Manufacturer : POWER Mag (SuZhou) ELECTRONIC CO., LTD.

EUT Description : Ballast

(A) Model No.: FBT T5 14x2, FBT T5 21x2, FBT T5 24x2, FBT T5 39x2, FBT T5 54x2

(B) Serial No.: E120301-2, E120302-2, E120303-2, E120304-2, E120305-2,

(C) Power Supply: 120V/60Hz

Test Procedure Used:

FCC RULES AND REGULATIONS PART 18 NON-CONSUMER DEVICES (2000) AND MP-5/1986

The device described above is tested by Audix Technology (Shanghai) Co., Ltd. to determine the maximum emission levels emanating from the device. The maximum emission levels are compared to the FCC Part 18 RF Lighting Device limits both conducted emissions and field strength.

The test results are contained in this test report and Audix Technology (Shanghai) Co., Ltd. is assumed full responsibility for the accuracy and completeness of these measurements. Also, this report shows that the EUT to be technically compliant with the FCC official limits.

This report applies to above tested sample only. This report shall not be reproduced in part without written approval of Audix Technology (Shanghai) Co., Ltd.

This report must not be used by the applicant to claim product endorsement by NVLAP or any agency of the U.S. Government.

Date of Test : Dec 4~Dec 10, 2002

Prepared by : 2003.1.16 JEAN LIU (Assistant)

Test Engineer : 2003.01.16 SAMMY CHEN (Engineer)

AUDIX® For and on behalf of Audix Technology (Shanghai) Co., Ltd.

Reviewer : 16 Jan 03 BYRON KWO (Supervisor)

Approved Signatory : AARON SU (Senior Manager)

Authorized Signature(s)

1 GENERAL INFORMATION

1.1 Description of Equipment Under Test

Description : Ballast

Type of EUT : ☑ Production ☐ Pre-product ☐ Pro-type

Model Number : FBT T5 14x2, FBT T5 21x2, FBT T5 24x2, FBT T5 39x2, FBT T5 54x2

Applicant : SGEG N.A. INC
159 LAS TUNAS DRIVE, ARCADIA,
CA91007.USA

Manufacturer : POWER Mag (SuZhou) ELECTRONIC CO., LTD.
Suzhou industrial Park Dong Xing Road No.10

Test Model	Apparent Power (V • A)	Real Power (W)
FBT T5 14x2	32.61	32.38
FBT T5 21x2	51.6	51.6
FBT T5 24x2	55.5	55.5
FBT T5 39x2	82.7	82.6
FBT T5 54x2	127.9	124.5

1.2 Description of Test Facility

Site Description (Semi-Anechoic Chamber) : Sept. 17, 1998 file on
Federal Communications Commission
FCC Engineering Laboratory
7435 Oakland Mills Road
Columbia, MD 21046, USA

Name of Firm : Audix Technology (Shanghai) Co., Ltd.

Site Location : 3F 34Bldg 680 Guiping Rd,
Caohejing Hi-Tech Park,
Shanghai, China 200233.

NVLAP Lab Code : 200371-0

1.3 Measurement Uncertainty

Conducted Emission Uncertainty : U = ±2.66dB

2 AC POWERLINE CONDUCTED EMISSION TEST

2.1 Test Equipment

The following test equipment are used during the powerline conducted emission test in a shielded room:

Item	Type	Manufacturer	Model No.	Serial No.	Last Cal.	Cal. Interval
1.	Test Receiver	Rohde & Schwarz	ESHS10	844077/007	Jun 03, 2002	1 Year
2.	Line Impedance Stabilization Network (LISN)	Kyoritsu	KNW-407	8-1280-5	May 09, 2002	1 Year

2.2 Block Diagram of Test Setup

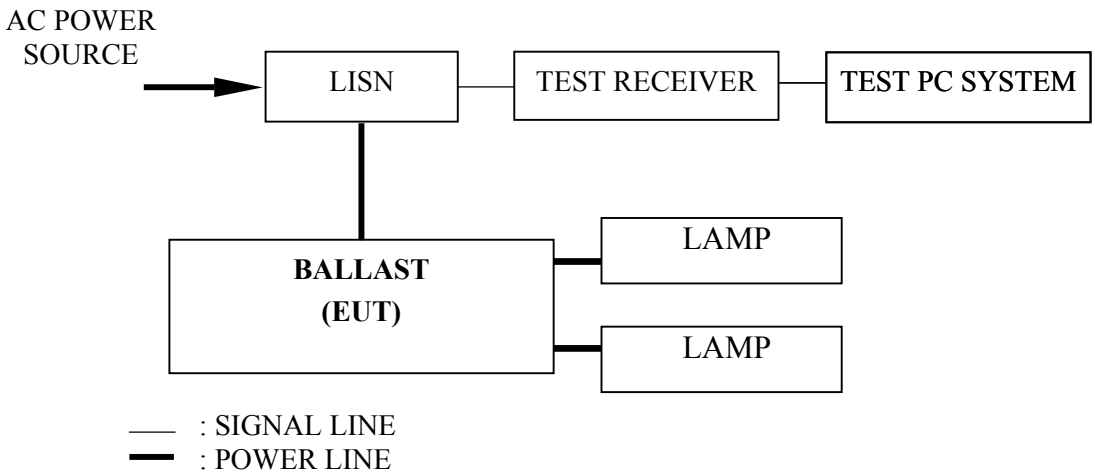

2.3 Conducted Emission Limits

Frequency (MHz)	Maximum RF Line Voltage	
	(μV)	dB(μV)
0.45 ~ 1.6	1000	60
1.6 ~ 30	3000	69.5

NOTE 1 – RF Line Voltage dB (μV) = 20 log RF Line Voltage (μV)
NOTE 2 – The tighter limits shall apply at the boundary between two frequency ranges.

2.4 Test Configuration

The EUT (listed in Sec. 1.1) was installed as shown on Sec. 2.2 to meet FCC requirement and operating in a manner which tends to maximize its emission level in a normal application.

2.5 Operating Condition of EUT

2.5.1 Setup the EUT as shown in Sec. 2.2.

2.5.2 Turn on the power of all equipment.

2.5.3 The EUT will be operated normally.

2.6 Test Procedures

The EUT was connected to the power mains through a Line Impedance Stabilization Network (LISN). This provided a 50 ohm coupling impedance for the measuring equipment.

Both sides of AC line were checked for maximum conducted interference. In order to find the maximum emission, the relative positions of equipment and all of the interface cables were changed or manipulated according to MP-5/1986 during conducted emission test.

The IF bandwidth of Test Receiver ESHS10 was set at 10 kHz.

The frequency range from 450 kHz to 30 MHz was checked.

The test mode (ON) was done on conducted test and the test results of the highest emissions are listed in Sec. 2.7.

2.7 Test Results

< PASS >

The frequency and amplitude of the highest AC powerline conducted emissions relative to the limit is reported. All emissions not reported below are too low against the prescribed limits.

EUT :	Ballast	Temperature :	23℃
Model No. :	FBT T5 14x2	Humidity :	56%
Test Mode :	ON	Date of Test :	Dec 4, 2002

Test Line	Frequency (MHz)	Factor (dB)	Meter Reading dB(μV)	Emission Level dB(μV)	Limits dB(μV)	Margin (dB)
VA	0.483	0.06	50.66	50.72	60.00	9.28
	0.591	0.04	49.15	49.19	60.00	10.81
	1.417	0.05	41.05	41.10	60.00	18.90
	4.485	0.09	37.20	37.29	69.50	32.21
	15.193	0.33	51.73	52.06	69.50	17.44
	20.000	0.61	53.50	54.11	69.50	15.39
VB	**0.450**	**0.10**	**50.95**	**51.05**	**60.00**	**8.95**
	0.569	0.09	48.82	48.91	60.00	11.09
	0.809	0.08	44.49	44.57	60.00	15.43
	12.160	0.23	41.68	41.91	69.50	27.59
	16.250	0.35	49.66	50.01	69.50	19.49
	20.800	0.48	53.74	54.22	69.50	15.28

NOTE 1 – Emission Level = Meter Reading + Factor
NOTE 2 – Factor = Insertion Loss + Cable Loss
NOTE 3 – All reading are Quasi-Peak Values.
NOTE 4 – The worst emission is detected at 0.450 MHz with corrected signal level of 51.05 dB(μV) (limit is 60.00 dB(μV)), when the VB of the EUT is connected to LISN.

TEST ENGINEER: Sammy Chen (SAMMY CHEN)

EUT :	Ballast	Temperature :	23℃
Model No. :	FBT T5 21x2	Humidity :	56%
Test Mode :	ON	Date of Test :	Dec 5, 2002

Test Line	Frequency (MHz)	Factor (dB)	Meter Reading dB(μV)	Emission Level dB(μV)	Limits dB(μV)	Margin (dB)
VA	0.510	0.06	45.93	45.99	60.00	14.01
	0.674	0.03	44.90	44.93	60.00	15.07
	1.699	0.05	40.46	40.51	60.00	19.49
	5.215	0.09	38.08	38.17	69.50	31.33
	14.633	**0.30**	**55.40**	**55.70**	**69.50**	**13.80**
	18.284	0.52	52.18	52.70	69.50	16.80
VB	0.490	0.09	37.98	38.07	60.00	21.93
	0.614	0.08	34.61	34.69	60.00	25.31
	1.069	0.08	23.06	23.14	60.00	36.86
	10.000	0.16	36.42	36.58	69.50	32.92
	14.341	0.29	52.73	53.02	69.50	16.48
	19.304	0.44	52.44	52.88	69.50	16.62

NOTE 1 – Emission Level = Meter Reading + Factor
NOTE 2 – Factor = Insertion Loss + Cable Loss
NOTE 3 – All reading are Quasi-Peak Values.
NOTE 4 – The worst emission is detected at 14.633 MHz with corrected signal level of 55.70 dB(μV) (limit is 69.50 dB(μV)), when the VA of the EUT is connected to LISN.

TEST ENGINEER: Sammy Chen
((SAMMY CHEN)

EUT :	Ballast	Temperature :	23℃
Model No. :	FBT T5 24x2	Humidity :	56%
Test Mode :	ON	Date of Test :	Dec 10, 2002

Test Line	Frequency (MHz)	Factor (dB)	Meter Reading dB(μV)	Emission Level dB(μV)	Limits dB(μV)	Margin (dB)
VA	0.479	0.06	40.82	40.88	60.00	19.12
	1.008	0.05	43.86	43.91	60.00	16.09
	1.319	0.05	31.06	31.11	60.00	28.89
	10.767	0.20	45.24	45.44	69.50	24.06
	15.390	0.34	66.00	66.34	69.50	3.16
	22.929	0.62	55.89	56.51	69.50	12.99
VB	0.465	0.09	47.10	47.19	60.00	12.81
	0.579	0.09	47.30	47.39	60.00	12.61
	1.606	0.09	41.77	41.86	60.00	18.14
	3.832	0.10	37.86	37.96	69.50	31.54
	11.419	0.21	53.17	53.38	69.50	16.12
	15.640	**0.33**	**68.20**	**68.53**	**69.50**	**0.97**

NOTE 1 – Emission Level = Meter Reading + Factor
NOTE 2 – Factor = Insertion Loss + Cable Loss
NOTE 3 – All reading are Quasi-Peak Values.
NOTE 4 – The worst emission is detected at 15.640 MHz with corrected signal level of 68.53 dB(μV) (limit is 69.50 dB(μV)), when the VB of the EUT is connected to LISN.
NOTE 5 – At the frequency 15.640MHz, the measured result is below the specification limit by a margin less than the measurement uncertainty, it is not therefore possible to determine compliance at a level of confidence of 95%. However, the measured result indicates a higher probability that the product tested complies with the specification limit.

TEST ENGINEER: Sammy Chen (SAMMY CHEN)

EUT :	Ballast	Temperature :	23℃
Model No. :	FBT T5 39x2	Humidity :	56%
Test Mode :	ON	Date of Test :	Dec 10, 2002

Test Line	Frequency (MHz)	Factor (dB)	Meter Reading dB(μV)	Emission Level dB(μV)	Limits dB(μV)	Margin (dB)
VA	0.523	0.06	53.31	53.37	60.00	6.63
	0.676	0.03	41.21	41.24	60.00	18.76
	1.534	0.05	32.79	32.84	60.00	27.16
	8.195	0.13	42.79	42.92	69.50	26.58
	12.980	**0.26**	**67.80**	**68.06**	**69.50**	**1.44**
	21.260	0.62	62.27	62.89	69.50	6.61
VB	0.557	0.05	51.75	51.80	60.00	8.20
	0.820	0.04	32.39	32.43	60.00	27.57
	1.434	0.05	21.22	21.27	60.00	38.73
	9.694	0.17	45.34	45.51	69.50	23.99
	18.110	0.51	64.70	65.21	69.50	4.29
	25.043	0.63	54.86	55.49	69.50	14.01

NOTE 1 – Emission Level = Meter Reading + Factor
NOTE 2 – Factor = Insertion Loss + Cable Loss
NOTE 3 – All reading are Quasi-Peak Values.
NOTE 4 – The worst emission is detected at 12.980 MHz with corrected signal level of 68.06 dB(μV) (limit is 69.50 dB(μV)), when the VA of the EUT is connected to LISN.
NOTE 5 – At the frequency 12.980MHz, the measured result is below the specification limit by a margin less than the measurement uncertainty, it is not therefore possible to determine compliance at a level of confidence of 95%. However, the measured result indicates a higher probability that the product tested complies with the specification limit.

TEST ENGINEER: Sammy Chen
(SAMMY CHEN)

EUT :	Ballast	Temperature :	23℃
Model No. :	FBT T5 54x2	Humidity :	56%
Test Mode :	ON	Date of Test :	Dec 10, 2002

Test Line	Frequency (MHz)	Factor (dB)	Meter Reading dB(μV)	Emission Level dB(μV)	Limits dB(μV)	Margin (dB)
VA	0.506	0.06	46.06	46.12	60.00	13.88
	1.060	0.05	37.00	37.05	60.00	22.95
	3.659	0.08	28.09	28.17	69.50	41.33
	12.060	0.24	68.02	68.26	69.50	1.24
	22.740	0.62	66.60	67.22	69.50	2.28
	28.168	0.73	64.83	65.56	69.50	3.94
VB	0.589	0.09	52.89	52.98	60.00	7.02
	0.942	0.08	49.00	49.08	60.00	10.92
	1.566	0.09	49.78	49.87	60.00	10.13
	2.880	0.10	49.23	49.33	69.50	20.17
	4.292	0.10	48.20	48.30	69.50	21.20
	11.910	**0.23**	**68.80**	**69.03**	**69.50**	**0.47**

NOTE 1 – Emission Level = Meter Reading + Factor
NOTE 2 – Factor = Insertion Loss + Cable Loss
NOTE 3 – All reading are Quasi-Peak Values.
NOTE 4 – The worst emission is detected at 11.910 MHz with corrected signal level of 69.03 dB(μV) (limit is 69.50 dB(μV)), when the VB of the EUT is connected to LISN.
NOTE 4 – At the frequency 12.060MHz, 22.740MHz, 11.910MHz, the measured result is below the specification limit by a margin less than the measurement uncertainty, it is not therefore possible to determine compliance at a level of confidence of 95%. However, the measured result indicates a higher probability that the product tested complies with the specification limit.

TEST ENGINEER: Sammy Chen
(SAMMY CHEN)

3 FIELD STRENGTH TEST

3.1 Test Equipment

The following test equipment are used during the field strength test in a shielded room:

Item	Type	Manufacturer	Model No.	Serial No.	Last Cal.	Cal. Interval
1.	Loop Antenna	Laplace	RF300	5001	Oct 29, 2002	1/2 Year
2.	Test Receiver	Rohde & Schwarz	ESHS10	844077/007	Jun 03, 2002	1 Year

3.2 Block Diagram of Test Setup

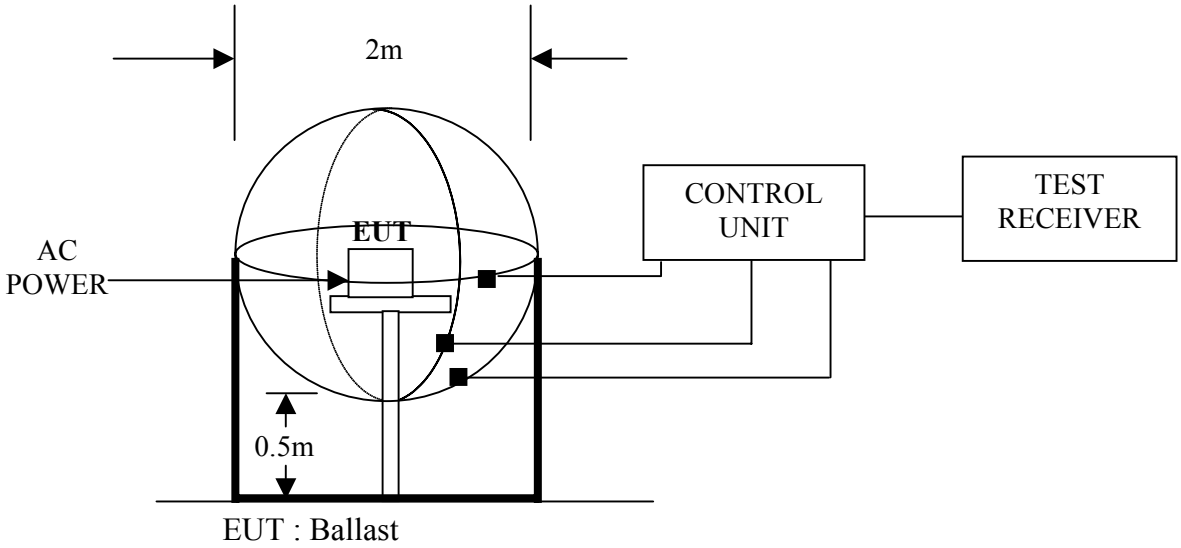

3.3 Test Configuration

The configuration of the EUT is same as those used in conducted emission test. Refer to Sec. 2.4, except the test setup replaced by Sec. 3.2.

3.4 Operating Condition of EUT

Same as conducted emission test which is listed in Sec. 2.5, except the test setup replaced by Sec. 3.2.

3.5 Test Procedure

The EUT was placed on a wooden table, which is in the center of the loop antenna. The loop antenna is 0.5 meters above the ground. Each side had one sensor. The three sensors were through the control unit to connect the Test receiver, which receiving the emission and find out the maximum emission of each side of the loop antenna.

The IF bandwidth of R&S Test Receiver ESHS10 was set at 200 Hz from 9kHz to 150kHz and 10kHz from 150 kHz to 30 MHz.

The IF frequency range from 9 kHz to 30 MHz was checked.

The test mode (ON) was done on field strength test and all the test results are listed in Sec. 3.6.

3.6 Test Result

<**PASS**>

Refer to the following pages.

Audix Technology (Shanghai) Co., Ltd.
敦吉電子(上海)有限公司

3F #34Bldg. No.680 GuiPing Rd.,
CaoHeJing Hi-Tech Park,
Shanghai, China
Tel:+86-21-64955500
Fax:+86-21-64955491
aciemc@audix.com

Data#: 234 File#: C:\emivm\TEST\P\Power-mag.EMI
Date: 2002-12-14 Time: 11:03:28

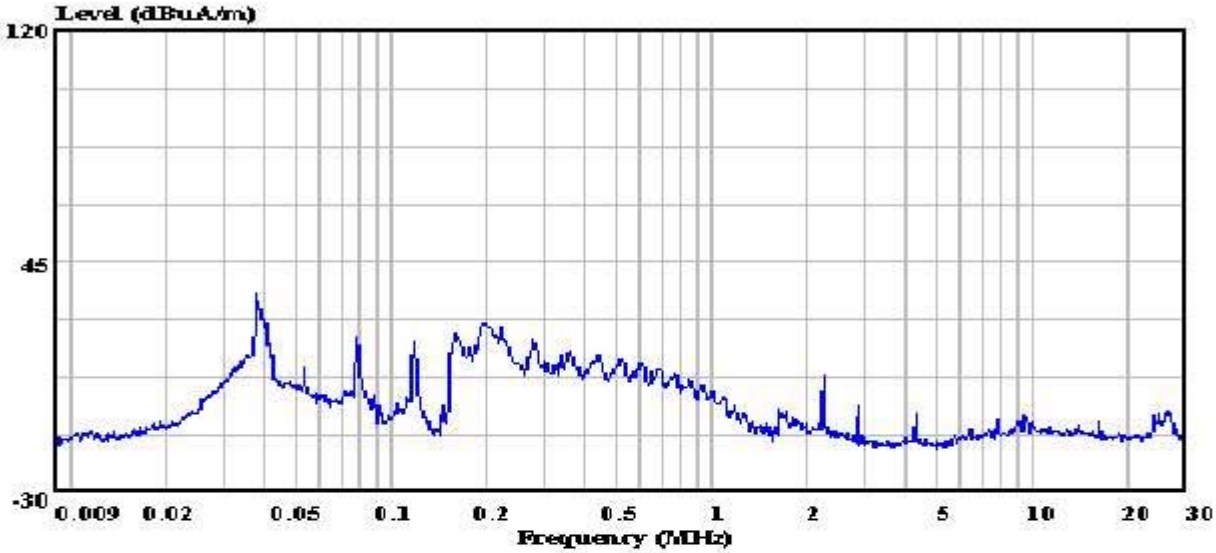

Site : Magnetic emission
Condition : 2m
Project No. : AOE-000303
Applicant : SGEG N.A. INC
EUT : BALLAST
M/N : FBT T5 14*2
S/N : E120301-2
Power Supply : 120V/60Hz
Ambient : 23'C 56%RH
Test line : A
Test Mode : ON
Test Engineer

Audix Technology (Shanghai) Co., Ltd.
敦吉電子(上海)有限公司

3F #34Bldg. No.680 GuiPing Rd.,
CaoHeJing Hi-Tech Park,
Shanghai, China
Tel:+86-21-64955500
Fax:+86-21-64955491
aciemc@audix.com

Data#: 238 File#: C:\emivm\TEST\P\Power-mag.EMI
Date: 2002-12-14 Time: 11:07:48

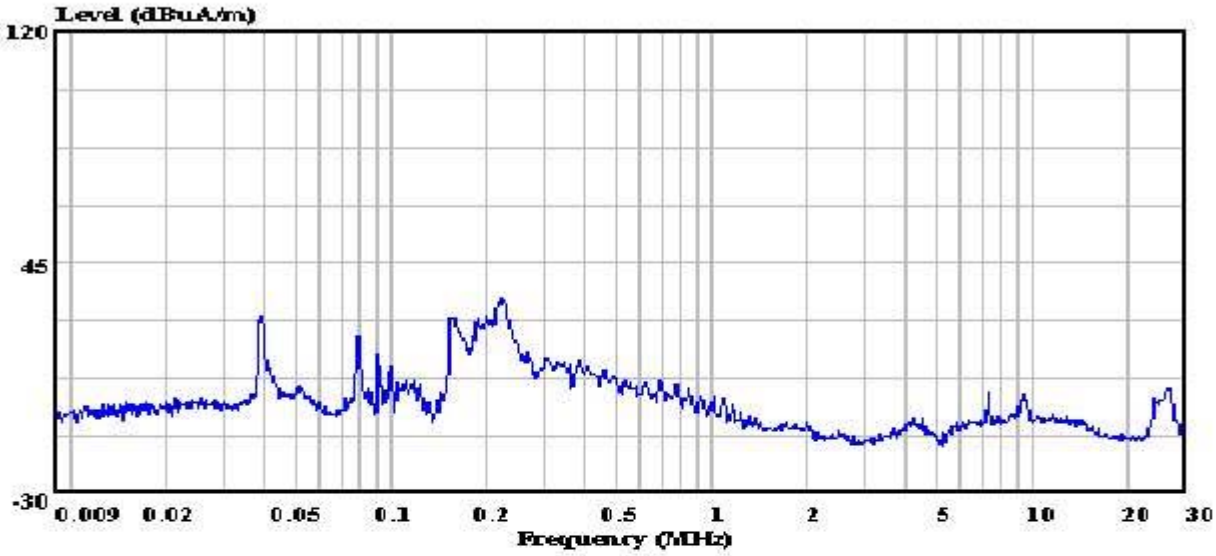

Site : Magnetic emission
Condition : 2m
Project No. : AOE-000303
Applicant : SGEG N.A. INC
EUT : BALLAST
M/N : FBT T5 14*2
S/N : E120301-2
Power Supply : 120V/60Hz
Ambient : 23'C 56%RH
Test line : B
Test Mode : ON
Test Engineer:

Audix Technology (Shanghai) Co., Ltd.
敦吉電子(上海)有限公司

3F #34Bldg. No.680 GuiPing Rd.,
CaoHeJing Hi-Tech Park,
Shanghai, China
Tel:+86-21-64955500
Fax:+86-21-64955491
aciemc@audix.com

Data#: 241 File#: C:\emivm\TEST\P\Power-mag.EMI
Date: 2002-12-14 Time: 11:11:08

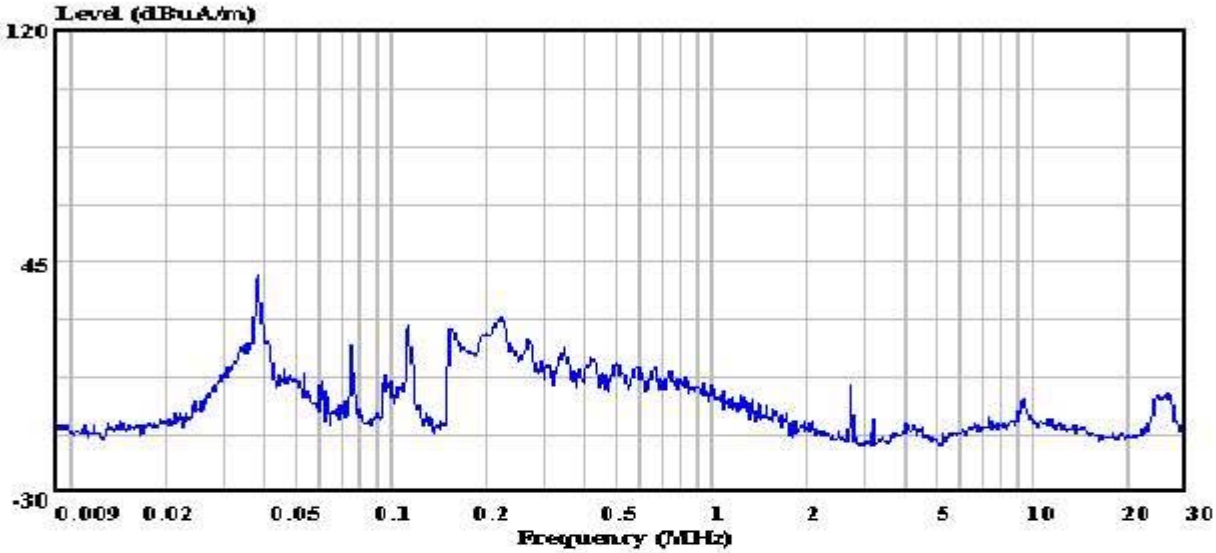

Site : Magnetic emission
Condition : 2m
Project No. : AOE-000303
Applicant : SGEG N.A. INC
EUT : BALLAST
M/N : FBT T5 14*2
S/N : E120301-2
Power Supply : 120V/60Hz
Ambient : 23'C 56%RH
Test line : C
Test Mode : ON
Test Engineer: Sammy Chen

Audix Technology (Shanghai) Co., Ltd.
敦吉電子(上海)有限公司

3F #34Bldg. No.680 GuiPing Rd.,
CaoHeJing Hi-Tech Park,
Shanghai, China
Tel:+86-21-64955500
Fax:+86-21-64955491
aciemc@audix.com

Data#: 268 File#: C:\emivm\TEST\P\Power-mag.EMI
Date: 2002-12-16 Time: 09:54:10

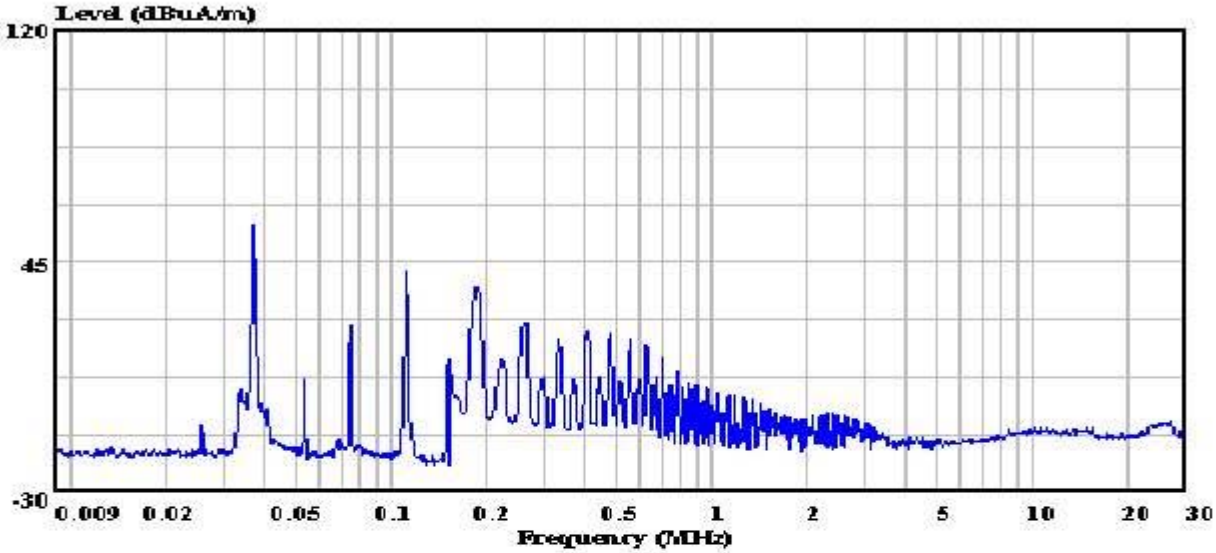

Site : Magnetic field
Condition : 2m
Project No. : AOE-000303
Applicant : SGEG N.A. INC
EUT : BALLAST
M/N : FBT T5 21*2
S/N : E120302-2
Power Supply : 120V/60Hz
Ambient : 23'C 56%RH
Test line : A
Test Mode : ON
Test Engineer: Sammy Chen

Audix Technology (Shanghai) Co., Ltd.
敦吉電子(上海)有限公司

3F #34Bldg. No.680 GuiPing Rd.,
CaoHeJing Hi-Tech Park,
Shanghai, China
Tel:+86-21-64955500
Fax:+86-21-64955491
aciemc@audix.com

Data#: 265 File#: C:\emivm\TEST\P\Power-mag.EMI
Date: 2002-12-16 Time: 09:50:04

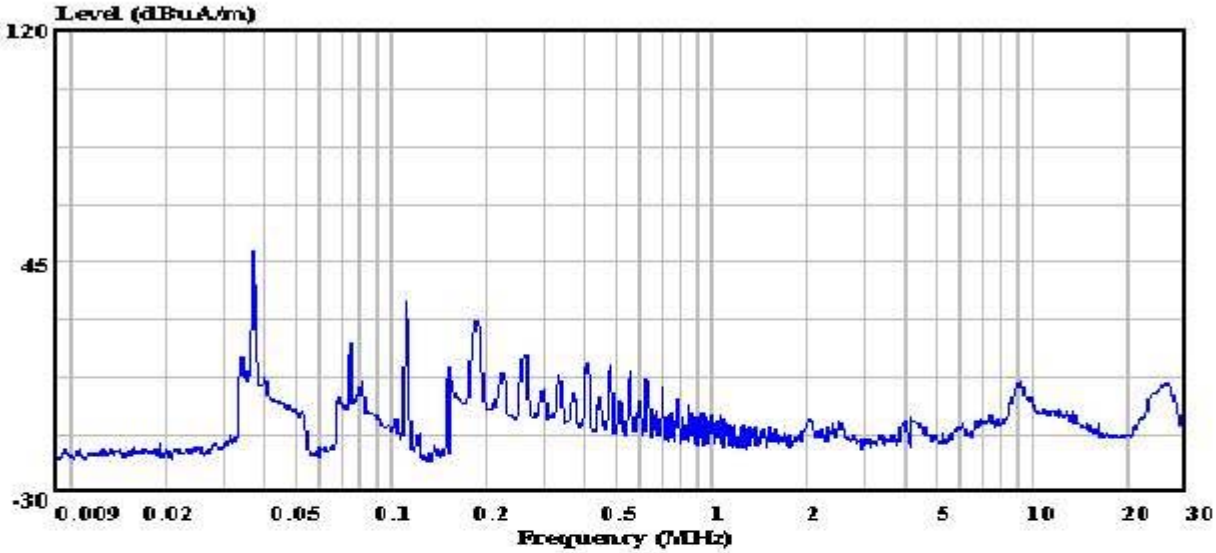

Site : Magnetic field
Condition : 2m
Project No. : AOE-000303
Applicant : SGEG N.A. INC
EUT : BALLAST
M/N : FBT T5 21*2
S/N : E120302-2
Power Supply : 120V/60Hz
Ambient : 23'C 56%RH
Test line : B
Test Mode : ON
Test Engineer: Sammy Chen

Audix Technology (Shanghai) Co., Ltd.
敦吉電子(上海)有限公司

3F #34Bldg. No.680 GuiPing Rd.,
CaoHeJing Hi-Tech Park,
Shanghai, China
Tel:+86-21-64955500
Fax:+86-21-64955491
aciemc@audix.com

Data#: 262 File#: C:\emivm\TEST\P\Power-mag.EMI
Date: 2002-12-16 Time: 09:47:02

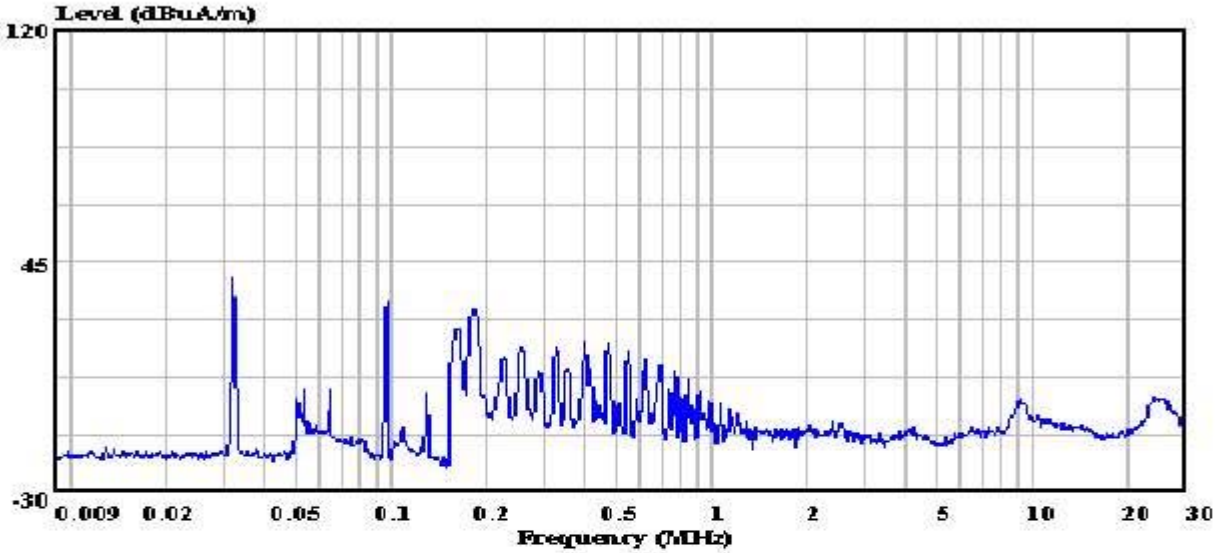

Site : Magnetic field
Condition : 2m
Project No. : AOE-000303
Applicant : SGEG N.A. INC
EUT : BALLAST
M/N : FBT T5 21*2
S/N : E120302-2
Power Supply : 120V/60Hz
Ambient : 23'C 56%RH
Test line : C
Test Mode : ON
Test Engineer: Sammy Chen

Audix Technology (Shanghai) Co., Ltd.
敦吉電子(上海)有限公司

3F #34Bldg. No.680 GuiPing Rd.,
CaoHeJing Hi-Tech Park,
Shanghai, China
Tel:+86-21-64955500
Fax:+86-21-64955491
aciemc@audix.com

Data#: 183 File#: C:\emivm\TEST\P\Power-mag.EMI
Date: 2002-12-13 Time: 16:45:23

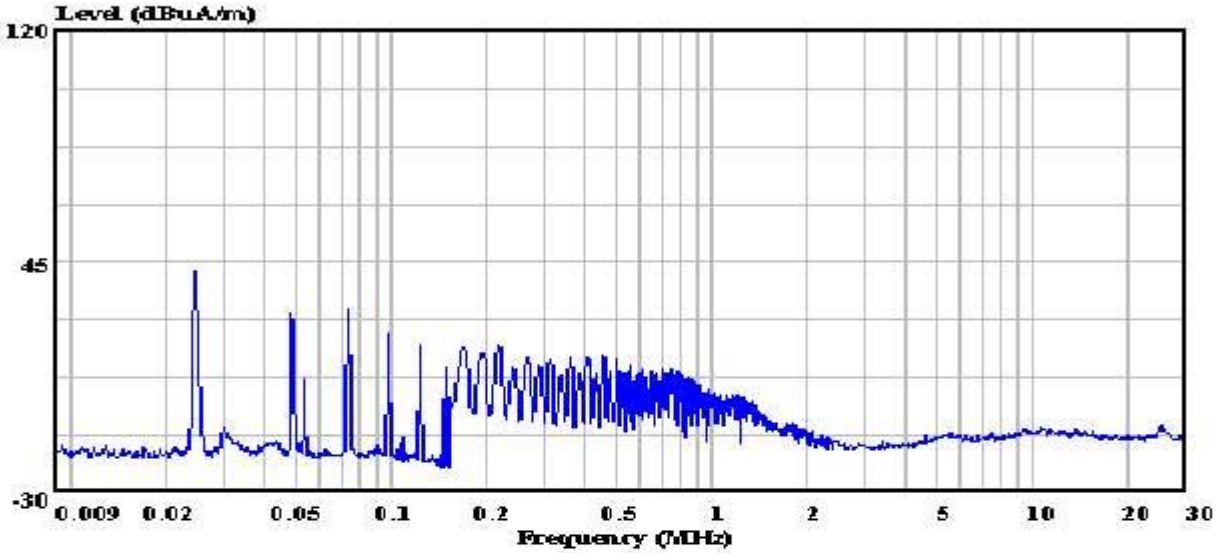

Site : Magnetic emission
Condition : 2m
Project No. : AOE-000303
Applicant : SGEG N.A. INC
EUT : BALLAST
M/N : FBT T5 24*2
S/N : E120303-2
Power Supply : 120V/60Hz
Ambient : 23'C 56%RH
Test line : A
Test Mode : ON
Test Engineer: Sammy Chen

Audix Technology (Shanghai) Co., Ltd.
敦吉電子(上海)有限公司

3F #34Bldg. No.680 GuiPing Rd.,
CaoHeJing Hi-Tech Park,
Shanghai, China
Tel:+86-21-64955500
Fax:+86-21-64955491
aciemc@audix.com

Data#: 186 File#: C:\emivm\TEST\P\Power-mag.EMI
Date: 2002-12-13 Time: 16:47:45

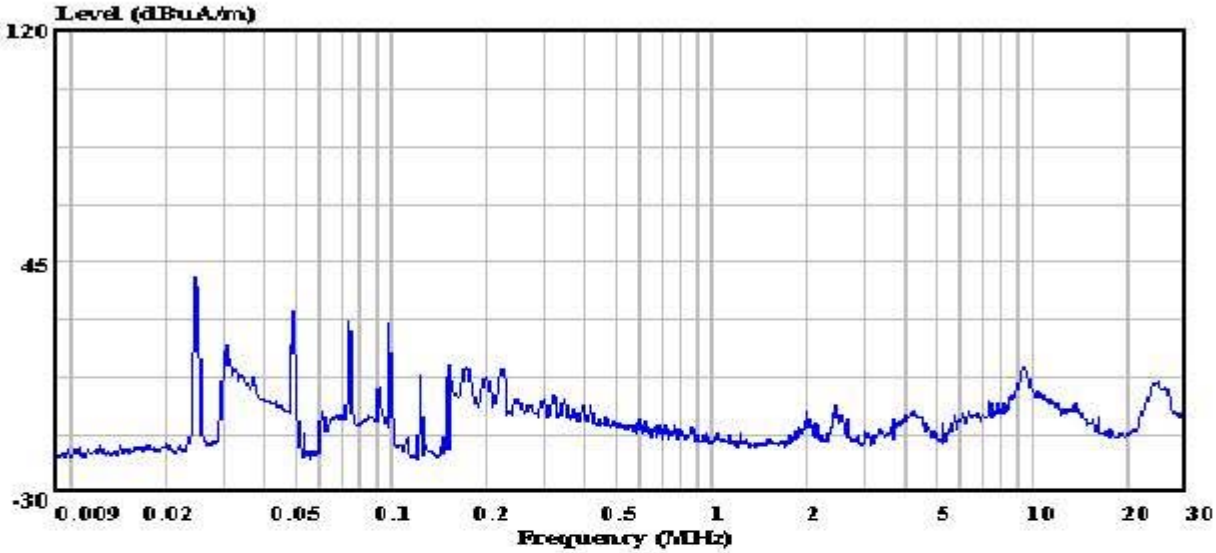

Site : Magnetic emission
Condition : 2m
Project No. : AOE-000303
Applicant : SGEG N.A. INC
EUT : BALLAST
M/N : FBT T5 24*2
S/N : E120303-2
Power Supply : 120V/60Hz
Ambient : 23'C 56%RH
Test line : B
Test Mode : ON
Test Engineer: Sammy Chen

Audix Technology (Shanghai) Co., Ltd.
敦吉電子(上海)有限公司

3F #34Bldg. No.680 GuiPing Rd.,
CaoHeJing Hi-Tech Park,
Shanghai, China
Tel:+86-21-64955500
Fax:+86-21-64955491
aciemc@audix.com

Data#: 189 File#: C:\emivm\TEST\P\Power-mag.EMI
Date: 2002-12-13 Time: 16:51:58

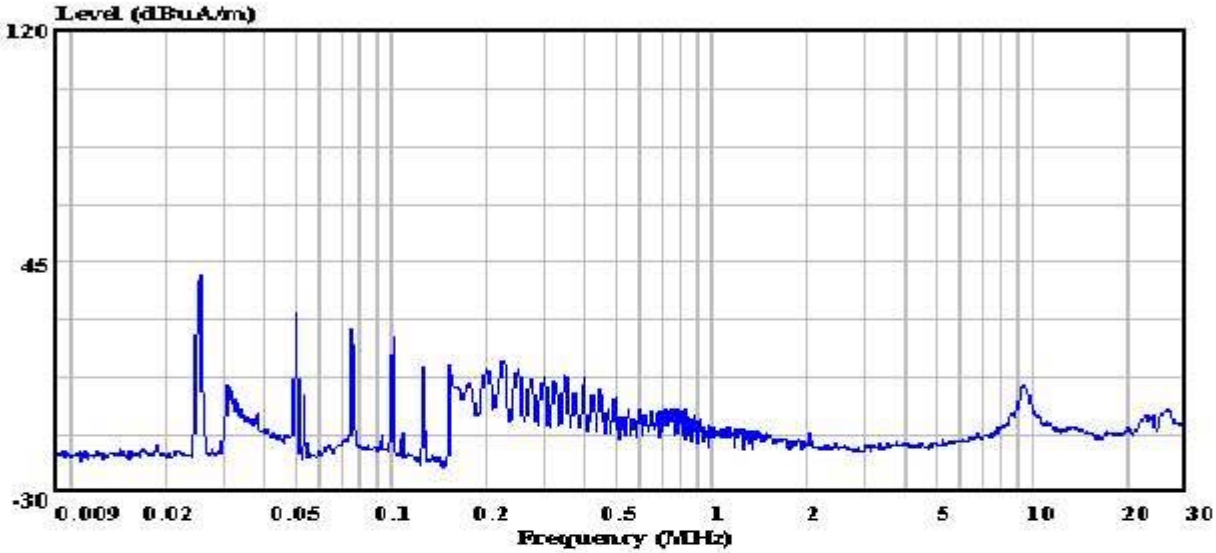

Site : Magnetic emission
Condition : 2m
Project No. : AOE-000303
Applicant : SGEG N.A. INC
EUT : BALLAST
M/N : FBT T5 24*2
S/N : E120303-2
Power Supply : 120V/60Hz
Ambient : 23'C 56%RH
Test line : C
Test Mode : ON
Test Engineer: Sammy Chen

Audix Technology (Shanghai) Co., Ltd.
敦吉電子(上海)有限公司

3F #34Bldg. No.680 GuiPing Rd.,
CaoHeJing Hi-Tech Park,
Shanghai, China
Tel:+86-21-64955500
Fax:+86-21-64955491
aciemc@audix.com

Data#: 289 File#: C:\emivm\TEST\P\Power-mag.EMI
Date: 2002-12-16 Time: 11:03:14

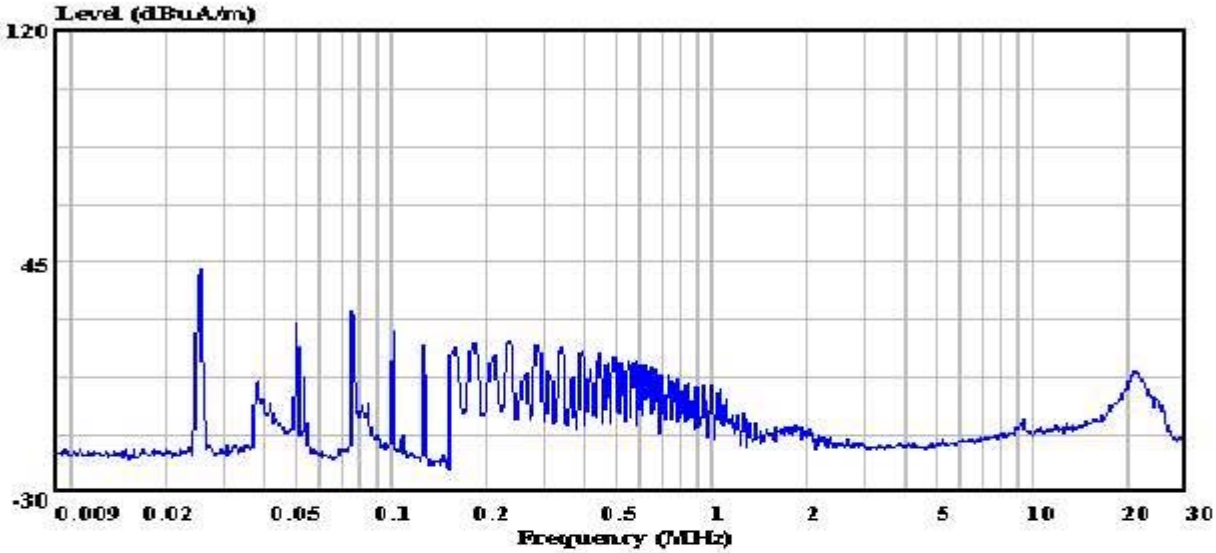

Site : Magnetic field
Condition : 2m
Project No. : AOE-000303
Applicant : SGEG N.A. INC
EUT : BALLAST
M/N : FBT T5 39*2
S/N : E120304-2
Power Supply : 120V/60Hz
Ambient : 23'C 56%RH
Test line : A
Test Mode : ON
Test Engineer: Sammy Chen

Audix Technology (Shanghai) Co., Ltd.
敦吉電子(上海)有限公司

3F #34Bldg. No.680 GuiPing Rd.,
CaoHeJing Hi-Tech Park,
Shanghai, China
Tel:+86-21-64955500
Fax:+86-21-64955491
aciemc@audix.com

Data#: 292 File#: C:\emivm\TEST\P\Power-mag.EMI
Date: 2002-12-16 Time: 11:06:43

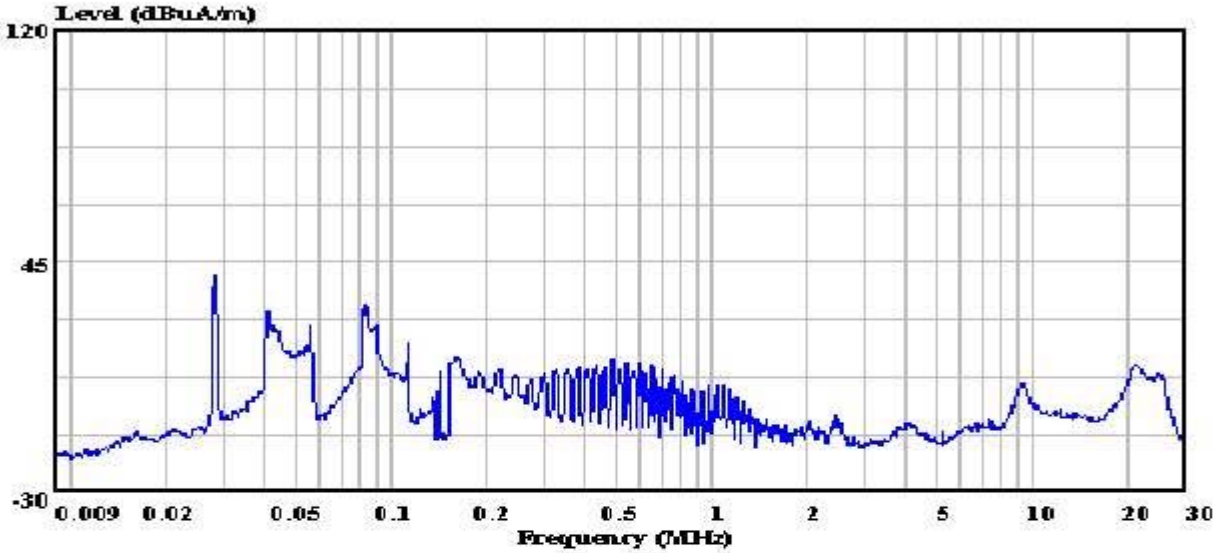

Site : Magnetic field
Condition : 2m
Project No. : AOE-000303
Applicant : SGEG N.A. INC
EUT : BALLAST
M/N : FBT T5 39*2
S/N : E120304-2
Power Supply : 120V/60Hz
Ambient : 23'C 56%RH
Test line : B
Test Mode : ON
Test Engineer:

Audix Technology (Shanghai) Co., Ltd.
敦吉電子(上海)有限公司

3F #34Bldg. No.680 GuiPing Rd.,
CaoHeJing Hi-Tech Park,
Shanghai, China
Tel:+86-21-64955500
Fax:+86-21-64955491
aciemc@audix.com

Data#: 296 File#: C:\emivm\TEST\P\Power-mag.EMI
Date: 2002-12-16 Time: 11:13:56

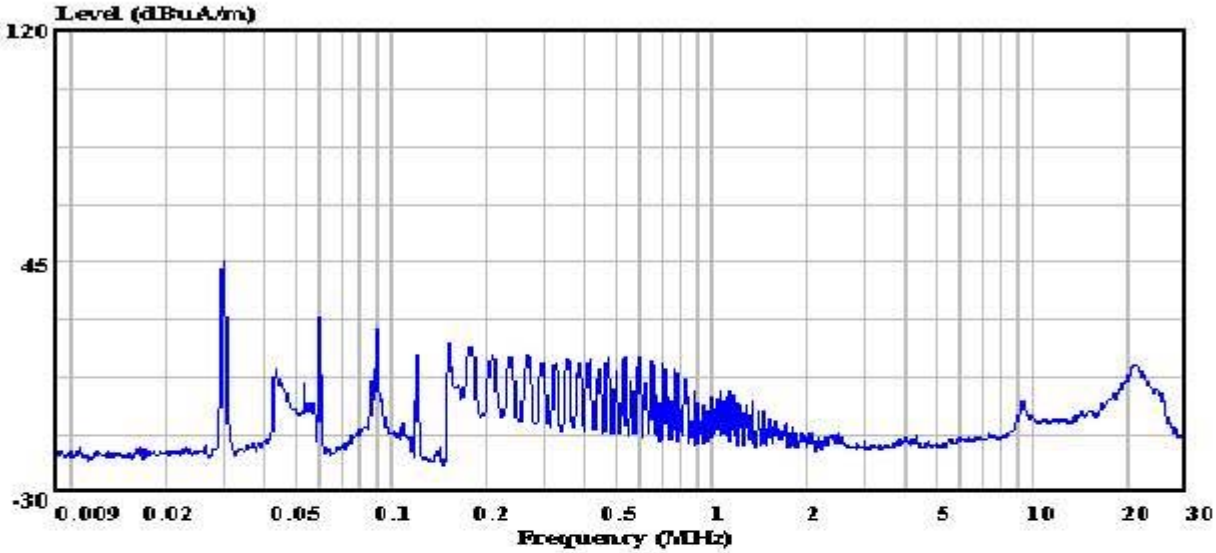

Site : Magnetic field
Condition : 2m
Project No. : AOE-000303
Applicant : SGEG N.A. INC
EUT : BALLAST
M/N : FBT T5 39*2
S/N : E120304-2
Power Supply : 120V/60Hz
Ambient : 23'C 56%RH
Test line : C
Test Mode : ON
Test Engineer: Sammy Chen

Audix Technology (Shanghai) Co., Ltd.
敦吉電子(上海)有限公司

3F #34Bldg. No.680 GuiPing Rd.,
CaoHeJing Hi-Tech Park,
Shanghai, China
Tel:+86-21-64955500
Fax:+86-21-64955491
aciemc@audix.com

Data#: 213 File#: C:\emivm\TEST\P\Power-mag.EMI
Date: 2002-12-14 Time: 09:10:57

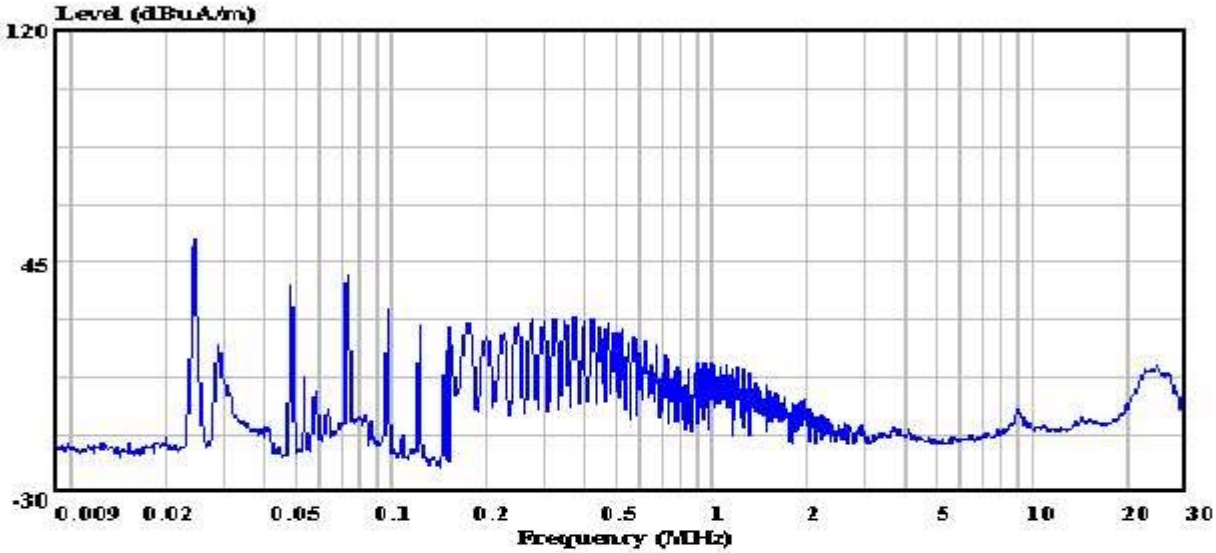

Site : Magnetic emission
Condition : 2m
Project No. : AOE-000303
Applicant : SGEG N.A. INC
EUT : BALLAST
M/N : FBT T5 54*2
S/N : E120305-2
Power Supply : 120V/60Hz
Ambient : 23'C 56%RH
Test line : A
Test Mode : ON
Test Engineer: Sammy Chen

Audix Technology (Shanghai) Co., Ltd.
敦吉電子(上海)有限公司

3F #34Bldg. No.680 GuiPing Rd.,
CaoHeJing Hi-Tech Park,
Shanghai, China
Tel:+86-21-64955500
Fax:+86-21-64955491
aciemc@audix.com

Data#: 215 File#: C:\emivm\TEST\P\Power-mag.EMI
Date: 2002-12-14 Time: 09:17:05

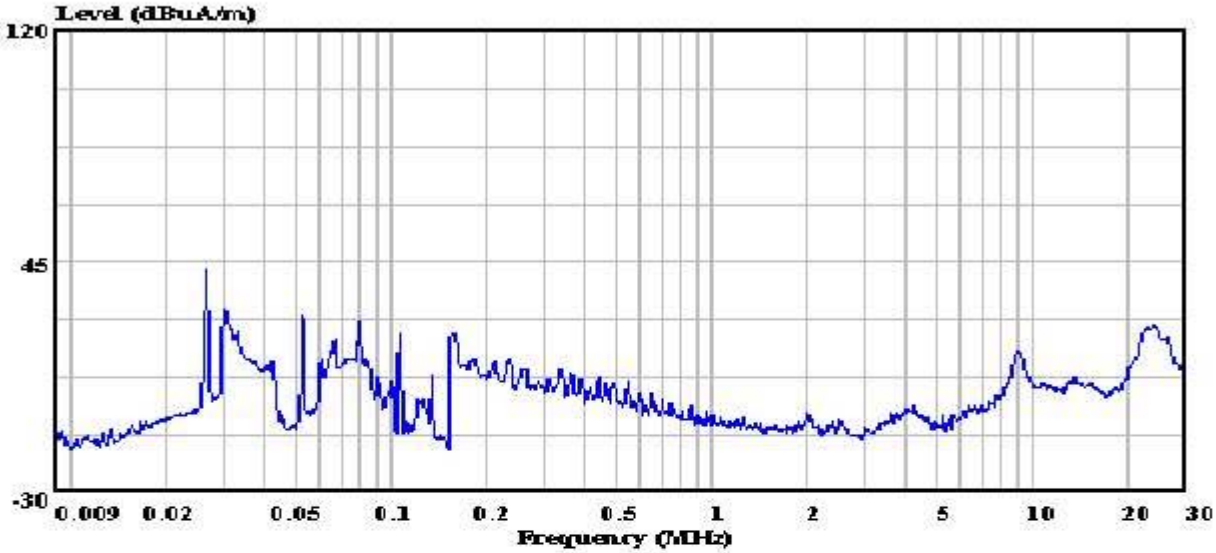

Site : Magnetic emission
Condition : 2m
Project No. : AOE-000303
Applicant : SGEG N.A. INC
EUT : BALLAST
M/N : FBT T5 54*2
S/N : E120305-2
Power Supply : 120V/60Hz
Ambient : 23'C 56%RH
Test line : B
Test Mode : ON
Test Engineer: Sammy Chen

Audix Technology (Shanghai) Co., Ltd.
敦吉電子(上海)有限公司

3F #34Bldg. No.680 GuiPing Rd.,
CaoHeJing Hi-Tech Park,
Shanghai, China
Tel:+86-21-64955500
Fax:+86-21-64955491
aciemc@audix.com

Data#: 222 File#: C:\emivm\TEST\P\Power-mag.EMI
Date: 2002-12-14 Time: 09:34:04

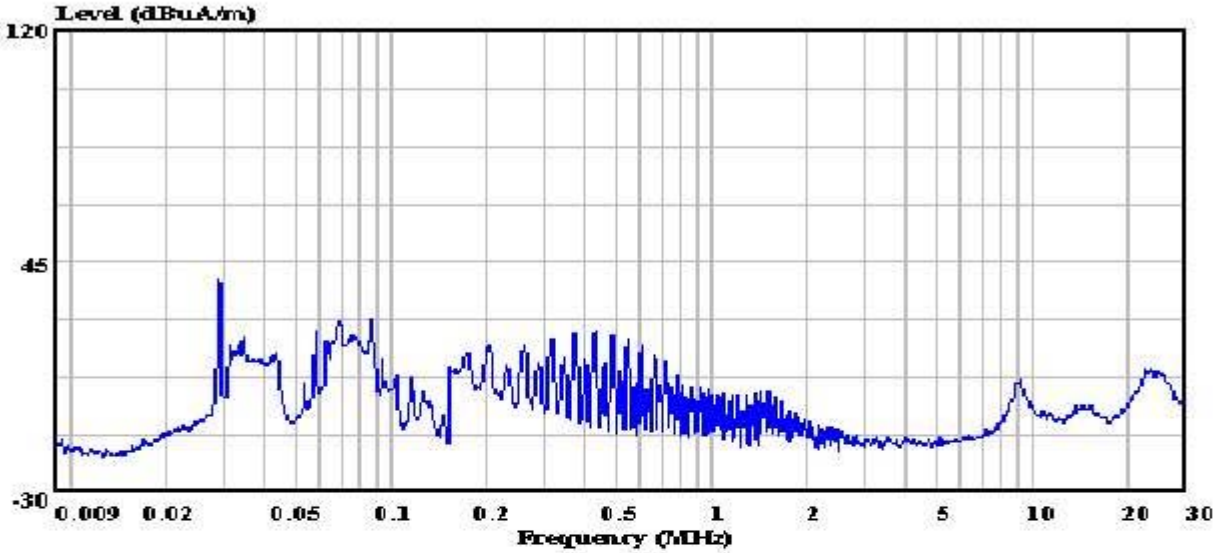

Site : Magnetic emission
Condition : 2m
Project No. : AOE-000303
Applicant : SGEG N.A. INC
EUT : BALLAST
M/N : FBT T5 54*2
S/N : E120305-2
Power Supply : 120V/60Hz
Ambient : 23'C 56%RH
Test line : C
Test Mode : ON
Test Engineer: Sammy Chen