CFR 47 FCC PART 15 SUBPART E
ISED RSS-247 Issue 3

TEST REPORT

For

OPS-A2

MODEL NUMBER: OPS-A2-8R64S

SERIES MODEL NUMBER: OPS-A2-16R64S

REPORT NUMBER: 4791677048-1-RF-4

ISSUE DATE: April 18, 2025

FCC ID: QAM028
IC: 5459A-028

Prepared for

Promethean Limited
Promethean House, Lower Philips Rd, Blackburn, UK, BB1 5TH

Prepared by

UL Verification Services (Guangzhou) Co., Ltd, Song Shan Lake Branch

Building 10, Innovation Technology Park, No. 1, Li Bin Road, Song Shan Lake Hi-Tech Development Zone Dongguan, 523808, People's Republic of China

Tel: +86 769 22038881
Fax: +86 769 33244054
Website: www.ul.com

The results reported herein have been performed in accordance with the laboratory's terms of accreditation. This report shall not be reproduced except in full without the written approval of the Laboratory. The results in this report apply to the test sample(s) mentioned above at the time of the testing period only and are not to be used to indicate applicability to other similar products.

Revision History

Rev.	Issue Date	Revisions	Revised By
V0	April 18, 2025	Initial Issue	

This report shall not be reproduced except in full, without the written approval of UL Verification Services (Guangzhou) Co., Ltd, Song Shan Lake Branch.

Summary of Test Results

Test Item	Clause	Limit/Requirement	Result
ON TIME AND DUTY CYCLE	ANSI C63.10-2013, Clause 12.2	None; for reporting purposes only.	Pass
6dB AND 26dB EMISSION BANDWIDTH AND 99% OCCUPIED BANDWIDTH	KDB 789033 D02 v02r01 Section C.1	FCC Part 15.407 (a)/(e), RSS-247 Issue 3, Clause 6.2.1.2 RSS-Gen Clause 6.7	Pass
CONDUCTED OUTPUT POWER	KDB 789033 D02 v02r01 Section E.3.a (Method PM)	FCC 15.407 (a) RSS-247 Clause 6.2	Pass
POWER SPECTRAL DENSITY	KDB 789033 D02 v02r01 Section F	FCC 15.407 (a) RSS-247 Clause 6.2	Pass
AC Power Line Conducted Emission	ANSI C63.10-2013, Clause 6.2.	FCC 15.207 RSS-GEN Clause 8.8	Pass
Radiated Emissions and Band Edge Measurement	KDB 789033 D02 v02r01 Section G.3, G.4, G.5, and G.6	FCC 15.407 (b) FCC 15.209 FCC 15.205 RSS-247 Clause 6.2 RSS-GEN Clause 8.9	Pass
FREQUENCY STABILITY	ANSI C63.10-2013,Clause 6.8	FCC 15.407 (g)	Pass
Dynamic Frequency Selection (Slave)	KDB 905462 D03 Client Without DFS New Rules v01r02	FCC Part 15.407 (h), RSS-247 Issue 3 Clause6.3	Pass
Dynamic Frequency Selection (Master)	KDB 905462 D02 UNII DFS Compliance Procedures New Rules v02	FCC Part 15.407 (h), RSS-247 Issue 3 Clause6.3	N/A
Antenna Requirement	N/A	FCC 47 CFR Part 15.203/ 15.407(a)(1) (2), RSS-Gen Issue 5, Clause 6.8	Pass

Note:
1. N/A: In this whole report not applicable.

*This test report is only published to and used by the applicant, and it is not for evidence purpose in China.
*The measurement result for the sample received is <Pass> according to <CFR 47 FCC PART 15 SUBPART E
ISED RSS-247 Issue 3> when <Simple Acceptance> decision rule is applied.

This report shall not be reproduced except in full, without the written approval of UL Verification Services (Guangzhou) Co., Ltd, Song Shan Lake Branch.

CONTENTS

1. ATTESTATION OF TEST RESULTS 6

2. TEST METHODOLOGY 7

3. FACILITIES AND ACCREDITATION 7

4. CALIBRATION AND UNCERTAINTY 8

4.1. MEASURING INSTRUMENT CALIBRATION 8

4.2. MEASUREMENT UNCERTAINTY 8

5. EQUIPMENT UNDER TEST 9

5.1. DESCRIPTION OF EUT 9

5.2. CHANNEL LIST 9

5.3. MAXIMUM POWER 10

5.4. TEST CHANNEL CONFIGURATION 11

5.5. THE WORSE CASE POWER SETTING PARAMETER 12

5.6. DESCRIPTION OF AVAILABLE ANTENNAS 16

5.7. SUPPORT UNITS FOR SYSTEM TEST 17

6. MEASURING EQUIPMENT AND SOFTWARE USED 18

7. ANTENNA PORT TEST RESULTS 21

7.1. ON TIME AND DUTY CYCLE 21

7.2. 6DB AND 26DB EMISSION BANDWIDTH AND 99% OCCUPIED BANDWIDTH 22

7.3. CONDUCTED OUTPUT POWER 24

7.4. POWER SPECTRAL DENSITY 27

7.5. FREQUENCY STABILITY 29

7.6. DYNAMIC FREQUENCY SELECTION (SLAVE) 31

8. RADIATED TEST RESULTS 35

8.1. RESTRICTED BANDEDGE 44

8.2. SPURIOUS EMISSIONS(1 GHZ~7 GHZ) 127

8.3. SPURIOUS EMISSIONS(7 GHZ~18 GHZ) 153

8.4. SPURIOUS EMISSIONS(9 KHZ~30 MHZ) 295

8.5. SPURIOUS EMISSIONS(18 GHZ~26 GHZ) 298

8.6. SPURIOUS EMISSIONS(26 GHZ~40 GHZ) 300

8.7. SPURIOUS EMISSIONS(30 MHZ~1 GHZ) 302

9. AC POWER LINE CONDUCTED EMISSION 304

This report shall not be reproduced except in full, without the written approval of UL Verification Services (Guangzhou) Co., Ltd, Song Shan Lake Branch.

10. ANTENNA REQUIREMENT 307

11. TEST DATA 308

11.1. APPENDIX A: EMISSION BANDWIDTH 308
11.1.1. Test Result 308
11.1.2. Test Graphs 311

11.2. APPENDIX B: OCCUPIED CHANNEL BANDWIDTH 359
11.2.1. Test Result 359
11.2.2. Test Graphs 362

11.3. APPENDIX C: MIN EMISSION BANDWIDTH 410
11.3.1. Test Result 410
11.3.2. Test Graphs 412

11.4. APPENDIX D: MAXIMUM CONDUCTED OUTPUT POWER 427
11.4.1. Test Result 427
11.4.2. Test Graphs 432

11.5. APPENDIX E: MAXIMUM POWER SPECTRAL DENSITY 442
11.5.1. Test Result 442
11.5.2. Test Graphs 447

11.6. APPENDIX I: FREQUENCY STABILITY 499
11.6.1. Test Result 499

11.7. APPENDIX J: DUTY CYCLE 500
11.7.1. Test Result 500
11.7.2. Test Graphs 501

11.8. DYNAMIC FREQUENCY SELECTION 504
11.8.1. Calibration 504
11.8.2. Shutdown Time 505
11.8.3. Non-Occupancy 506

This report shall not be reproduced except in full, without the written approval of UL Verification Services (Guangzhou) Co., Ltd, Song Shan Lake Branch.

1. ATTESTATION OF TEST RESULTS

Applicant Information

Company Name:	Promethean Limited
Address:	Promethean House, Lower Philips Rd, Blackburn, UK, BB1 5TH

Manufacturer Information

Company Name:	Promethean Limited
Address:	Promethean House, Lower Philips Rd, Blackburn, UK, BB1 5TH

EUT Information

EUT Name:	OPS-A2
Model:	OPS-A2-8R64S
Series Model:	OPS-A2-16R64S
Model Difference:	Only the RAM size is different.
Sample Received Date:	February 24, 2024
Sample Status:	Normal
Sample ID:	8164115
Date of Tested:	February 24, 2025 to April 19, 2025

APPLICABLE STANDARDS	
STANDARD	**TEST RESULTS**
CFR 47 FCC PART 15 SUBPART E **ISED RSS-247 Issue 3**	**Pass**

Prepared By:

Johnson Liu

Laboratory Engineer

Checked By:

Kebo Zhang

Senior Project Engineer

Approved By:

Stephen Guo

Operations Manager

This report shall not be reproduced except in full, without the written approval of UL Verification Services (Guangzhou) Co., Ltd, Song Shan Lake Branch.

2. TEST METHODOLOGY

All tests were performed in accordance with the standard CFR 47 FCC PART 15 SUBPART E ISED RSS-247 Issue 3, ANSI C63.10-2013, CFR 47 FCC Part 2, KDB 789033 D02 v02r01, RSS-GEN Issue 5, KDB414788 D01 v01r01 Radiated Test Site v01, KDB 662911 D01 Multiple Transmitter Output v02r01, KDB 905462 D02 UNII DFS Compliance Procedures New Rules v02, KDB 905462 D03 UNII clients without radar detection New Rules v01r02, KDB 905462 D04 Operational Modes for DFS Testing New Rules v01 and KDB 905462 D06 802 11 Channel Plans New Rules v02.

3. FACILITIES AND ACCREDITATION

Accreditation Certificate	**A2LA (Certificate No.: 4102.01)** UL Verification Services (Guangzhou) Co., Ltd. Song Shan Lake Branch. has been assessed and proved to be in compliance with A2LA. **FCC (FCC Designation No.: CN1187)** UL Verification Services (Guangzhou) Co., Ltd. Song Shan Lake Branch. Has been recognized to perform compliance testing on equipment subject to the Commission's Declaration of Conformity (DoC) and Certification rules **ISED (Company No.: 21320)** UL Verification Services (Guangzhou) Co., Ltd. Song Shan Lake Branch. has been registered and fully described in a report filed with ISED. The Company Number is 21320 and the test lab Conformity Assessment Body Identifier (CABID) is CN0046.

Note 1:
All tests measurement facilities use to collect the measurement data are located at Building 10, Innovation Technology Park, No. 1, Li Bin Road, Song Shan Lake Hi-Tech Development Zone Dongguan, 523808, People's Republic of China.

Note 2:
The test anechoic chamber in UL Verification Services (Guangzhou) Co., Ltd.
Song Shan Lake Branch had been calibrated and compared to the open field sites and the test anechoic chamber is shown to be equivalent to or worst case from the open field site.

Note 3:
For below 30 MHz, lab had performed measurements at test anechoic chamber and comparing to measurements obtained on an open field site. And these measurements below 30 MHz had been correlated to measurements performed on an OFS.

This report shall not be reproduced except in full, without the written approval of UL Verification Services (Guangzhou) Co., Ltd, Song Shan Lake Branch.

4. CALIBRATION AND UNCERTAINTY

4.1. MEASURING INSTRUMENT CALIBRATION

The measuring equipment utilized to perform the tests documented in this report has been calibrated in accordance with the manufacturer's recommendations and is traceable to recognized national standards.

4.2. MEASUREMENT UNCERTAINTY

Where relevant, the following measurement uncertainty levels have been estimated for tests performed on the apparatus:

Test Item	Uncertainty
Conduction emission	3.62 dB
Radiated Emission (Included Fundamental Emission) (9 kHz ~ 30 MHz)	2.2 dB
Radiated Emission (Included Fundamental Emission) (30 MHz ~ 1 GHz)	4.00 dB
Radiated Emission (Included Fundamental Emission) (1 GHz to 40 GHz)	5.78 dB (1 GHz ~ 18 GHz)
	5.23 dB (18 GHz ~ 26 GHz)
	5.37 dB (26 GHz ~ 40 GHz)
Duty Cycle	±0.028%
Emission Bandwidth and 99% Occupied Bandwidth	±0.0196%
Maximum Conducted Output Power	±0.766 dB
Maximum Power Spectral Density Level	±1.22 dB
Frequency Stability	±2.76%
Dynamic Frequency Selection	±1.01 dB
Conducted Band-edge Compliance	±1.328 dB
Conducted Unwanted Emissions In Non-restricted Frequency Bands	±0.746 dB (9 kHz ~ 1 GHz)
	±1.328dB (1 GHz ~ 26 GHz)
Note: This uncertainty represents an expanded uncertainty expressed at approximately the 95% confidence level using a coverage factor of k=2.	

This report shall not be reproduced except in full, without the written approval of UL Verification Services (Guangzhou) Co., Ltd, Song Shan Lake Branch.

5. EQUIPMENT UNDER TEST

5.1. DESCRIPTION OF EUT

EUT Name	OPS-A2
Model:	OPS-A2-8R64S
Series Model:	OPS-A2-16R64S
Model Difference:	Only the RAM size is different.

Frequency Range:	5180 MHz to 5240 MHz 5260 MHz to 5320 MHz 5500 MHz to 5720 MHz 5 745 MHz to 5 825 MHz
DFS Operational mode:	Slave without radar detection
Type of Modulation:	IEEE 802.11a: OFDM(64QAM, 16QAM, QPSK, BPSK) IEEE 802.11n: OFDM(64QAM, 16QAM, QPSK, BPSK) IEEE 802.11ac: OFDM(256QAM, 64QAM, 16QAM, QPSK, BPSK) IEEE 802.11ax: OFDM(1024QAM, 256QAM, 64QAM, 16QAM, QPSK, BPSK)
Radio Technology:	IEEE 802.11a/n HT20/11n HT40/ac VHT20/ac VHT40/ac VHT80/ax HE20/ax HE40/ax HE80
Normal Test Voltage:	DC 12V

5.2. CHANNEL LIST

UNII-1 (For Bandwidth=20MHz)		UNII-1 (For Bandwidth=40MHz)		UNII-1 (For Bandwidth=80MHz)	
Channel	Frequency (MHz)	Channel	Frequency (MHz)	Channel	Frequency (MHz)
36	5180	38	5190	42	5210
40	5200	46	5230		
44	5220				
48	5240				

UNII-2A (For Bandwidth=20MHz)		UNII-2A (For Bandwidth=40MHz)		UNII-2A (For Bandwidth=80MHz)	
Channel	Frequency (MHz)	Channel	Frequency (MHz)	Channel	Frequency (MHz)
52	5260	54	5270	58	5290
56	5280	62	5310		
60	5300				
64	5320				

UNII-2C (For Bandwidth=20MHz)		UNII-2C (For Bandwidth=40MHz)		UNII-2C (For Bandwidth=80MHz)	
Channel	Frequency (MHz)	Channel	Frequency (MHz)	Channel	Frequency (MHz)
100	5500	102	5510	106	5530

This report shall not be reproduced except in full, without the written approval of UL Verification Services (Guangzhou) Co., Ltd, Song Shan Lake Branch.

104	5520	110	5550	122	*5610
108	5540	118	*5590	/	/
112	5560	126	*5630		
116	5580	134	5670		
120	*5600	/	/		
124	*5620				
128	*5640				
132	5660				
136	5680				
140	5700				
/	/				

* Note: Not operational in Canada.

UNII-3 (For Bandwidth=20MHz)		UNII-3 (For Bandwidth=40MHz)		UNII-3 (For Bandwidth=80MHz)	
Channel	Frequency (MHz)	Channel	Frequency (MHz)	Channel	Frequency (MHz)
149	5745	151	5755	155	5775
153	5765	159	5795		
157	5785				
161	5805				
165	5825				

Straddle Test Channel Configuration		
IEEE Std.	Test Channel Number	Frequency
a	CH 144	5720 MHz
n HT20	CH 144	5720 MHz
n HT40	CH 142	5710 MHz
ac VHT80	CH 138	5690 MHz
ax HE20	CH 144	5720 MHz
ax HE40	CH 142	5710 MHz
ax HE80	CH 138	5690 MHz

5.3. MAXIMUM POWER

IEEE Std. 802.11	Frequency (MHz)	Maximum Average Conducted Power (dBm)	Max Average EIRP (dBm)
a	5150 ~ 5850	18.17	19.82
n HT20		18.35	20.00
n HT40		18.03	19.68
ac VHT80		17.72	19.37
ax HE20		17.63	19.28
ax HE40		14.31	15.96
ax HE80		18.00	19.65

This report shall not be reproduced except in full, without the written approval of UL Verification Services (Guangzhou) Co., Ltd, Song Shan Lake Branch.

5.4. TEST CHANNEL CONFIGURATION

UNII-1 Test Channel Configuration		
IEEE Std.	Test Channel Number	Frequency
802.11a	CH 36(Low Channel), CH 40(MID Channel), CH 48(High Channel)	5180 MHz, 5200 MHz, 5240 MHz
802.11n HT20	CH 36(Low Channel), CH 40(MID Channel), CH 48(High Channel)	5180 MHz, 5200 MHz, 5240 MHz
802.11n HT40	CH 38(Low Channel), CH 46(High Channel)	5190 MHz, 5230 MHz
802.11ac VHT80	CH 42(Low Channel)	5210 MHz
802.11ax HE20	CH 36(Low Channel), CH 40(MID Channel), CH 48(High Channel)	5180 MHz, 5200 MHz, 5240 MHz
802.11ax HE40	CH 38(Low Channel), CH 46(High Channel)	5190 MHz, 5230 MHz
802.11ax HE80	CH 42(Low Channel)	5210 MHz

UNII-2A Test Channel Configuration		
IEEE Std.	Test Channel Number	Frequency
802.11a	CH 52(Low Channel), CH 56(MID Channel), CH 64(High Channel)	5260 MHz, 5280 MHz, 5320 MHz
802.11n HT20	CH 52(Low Channel), CH 56(MID Channel), CH 64(High Channel)	5260 MHz, 5280 MHz, 5320 MHz
802.11n HT40	CH 54(Low Channel), CH 62(High Channel)	5270 MHz, 5310 MHz
802.11ac VHT80	CH 58(Low Channel)	5290 MHz
802.11ax HE20	CH 52(Low Channel), CH 56(MID Channel), CH 64(High Channel)	5260 MHz, 5280 MHz, 5320 MHz
802.11ax HE40	CH 54(Low Channel), CH 62(High Channel)	5270 MHz, 5310 MHz
802.11ax HE80	CH 58(Low Channel)	5290 MHz

UNII-2C Test Channel Configuration		
IEEE Std.	Test Channel Number	Frequency
802.11a	CH 100(Low Channel), CH 116(MID Channel), CH 140(High Channel)	5500 MHz, 5580 MHz, 5700 MHz
802.11n HT20	CH 100(Low Channel), CH 116(MID Channel), CH 140(High Channel)	5500 MHz, 5580 MHz, 5700 MHz
802.11n HT40	CH 102(Low Channel), CH 110(MID Channel), CH 134(High Channel)	5510 MHz, 5550 MHz, 5670 MHz
802.11ac VHT80	CH 102(Low Channel), CH 122(High Channel)	5530 MHz, 5610 MHz
802.11ax HE20	CH 100(Low Channel), CH 116(MID Channel), CH 140(High Channel)	5500 MHz, 5580 MHz, 5700 MHz
802.11ax HE40	CH 102(Low Channel), CH 110(MID Channel), CH 134(High Channel)	5510 MHz, 5550 MHz, 5670 MHz
802.11ax HE80	CH 102(Low Channel), CH 122(High Channel)	5530 MHz, 5610 MHz

This report shall not be reproduced except in full, without the written approval of UL Verification Services (Guangzhou) Co., Ltd, Song Shan Lake Branch.

UNII-3 Test Channel Configuration		
IEEE Std.	Test Channel Number	Frequency
802.11a	CH 149(Low Channel), CH 157(MID Channel), CH 165(High Channel)	5745 MHz, 5785 MHz, 5825 MHz
802.11n HT20	CH 149(Low Channel), CH 157(MID Channel), CH 165(High Channel)	5745 MHz, 5785 MHz, 5825 MHz
802.11n HT40	CH 151(Low Channel), CH 159(High Channel)	5755MHz, 5795MHz
802.11ac VHT80	CH 155(Low Channel)	5775 MHz
802.11ax HE20	CH 149(Low Channel), CH 157(MID Channel), CH 165(High Channel)	5745 MHz, 5785 MHz, 5825 MHz
802.11ax HE40	CH 151(Low Channel), CH 159(High Channel)	5755MHz, 5795MHz
802.11ax HE80	CH 155(Low Channel)	5775 MHz

Straddle Test Channel Configuration		
IEEE Std.	Test Channel Number	Frequency
802.11a	CH 144	5720 MHz
802.11n HT20	CH 144	5720 MHz
802.11n HT40	CH 142	5710 MHz
802.11ac VHT80	CH 138	5690 MHz
802.11ax HE20	CH 144	5720 MHz
802.11ax HE40	CH 142	5710 MHz
802.11ax HE80	CH 138	5690 MHz

5.5. THE WORSE CASE POWER SETTING PARAMETER

The Worse Case Power Setting Parameter	
Test Software	ADB

Mode	Freq(MHz)	Tx power level(dBm)
		ANT0&1
802.11A-CDD	5180	9.5
	5200	9.5
	5240	10
	5260	9.5
	5280	9.5
	5320	9.5
	5500	9
	5580	9.5
	5700	9.5

This report shall not be reproduced except in full, without the written approval of UL Verification Services (Guangzhou) Co., Ltd, Song Shan Lake Branch.

	5720-2C	9.5
	5720-3	9.5
	5745	14
	5785	13.5
	5825	13.5
802.11n 20M	5180	9
	5200	10.5
	5240	10.5
	5260	9
	5280	9
	5320	9
	5500	10
	5580	10
	5700	10
	5720-2C	10
	5720-3	10
	5745	14
	5785	14
	5825	14
802.11n 40M	5190	11.5
	5230	11.5
	5270	11.5
	5310	11
	5510	11.5
	5550	11.5
	5670	12
	5710-2C	12
	5710-3	12
	5755	14
	5795	14
802.11ac 80M	5210	10.5
	5290	11.5
	5530	11.5
	5610	11.5
	5690-2C	11.5
	5690-3	11.5
	5775	15
802.11ax 20M	5180	13.5
	5200	13
	5240	13
	5260	15

This report shall not be reproduced except in full, without the written approval of UL Verification Services (Guangzhou) Co., Ltd, Song Shan Lake Branch.

	5280	15
	5320	15
	5500	14
	5580	14
	5700	14
	5720-2C	14
	5720-3	14
	5745	16.5
	5785	16.5
	5825	16.5
802.11ax 40M	5190	9
	5230	9
	5270	9
	5310	8.5
	5510	4
	5550	4
	5670	4
	5710-2C	4
	5710-3	4
	5755	12
	5795	12
802.11ax 80M	5210	13
	5290	13.5
	5530	11
	5610	11
	5690-2C	11
	5690-3	11
	5775	16.5

WORSE CASE CONFIGURATIONS

The EUT was tested in the following configuration(s):

Controlled in test mode using a software application on the EUT supplied by customer. The application was used to enable a continuous transmission and to select the mode, test channels, bandwidth, data rates as required.

Test channels referring to section 5.4.

Maximum power setting referring to section 5.5.

Worst case Data Rates declared by the customer:

This report shall not be reproduced except in full, without the written approval of UL Verification Services (Guangzhou) Co., Ltd, Song Shan Lake Branch.

802.11a 20 mode: 6 Mbps
802.11n HT20 mode: MCS0
802.11n HT40 mode: MCS0
802.11ac VHT20 mode: MCS0
802.11ac VHT40 mode: MCS0
802.11ac VHT80 mode: MCS0
802.11ax HE20 mode: MCS0
802.11ax HE40 mode: MCS0
802.11ax HE80 mode: MCS0

802.11a/n HT20/HT40/ac VHT20/VHT40/VHT80/ax HE20/HE40/HE80 support SISO and MIMO mode.

802.11a/n/ac/ax SISO mode and MIMO mode have the same power setting, so only the worst case power mode(MIMO) will be record in the report.

802.11ac VHT20 and VHT40 mode are different from 802.11nHT20 and HT40 only in control messages, so for these 4 modes, only 802.11n HT20 and 802.11n HT40 worst case power modes radiated emission test data are recorded in the report.

802.11ax mode only support full RU.

The EUT has 3 separate antennas which correspond to 3 separate antenna ports. Core 1, Core 2 and Core 3 correspond to WIFI antenna 1, WIFI antenna 2 and BT antenna 3 respectively.

The measured additional path loss was included in any path loss calculations for all RF cable used during tested.

Conducted output power, power spectral density tests separately on each port with all supported SISO & MIMO port combinations.

Radiated emissions tests were performed with the MIMO modes. These were found to be the worst modulation scheme with regards to emissions after preliminary investigations and, as this mode emits the highest conducted output power level, it was deemed to be the worst case.

This report shall not be reproduced except in full, without the written approval of UL Verification Services (Guangzhou) Co., Ltd, Song Shan Lake Branch.

5.6. DESCRIPTION OF AVAILABLE ANTENNAS

Antenna No.	Frequency Band	Antenna Type	Max Antenna Gain (dBi)
1	5150-5850	External antenna	1.65
2	5150-5850	External antenna	1.65

The EUT support Cyclic Shift Diversity(CDD) mode.

MIMO output power port and MIMO PSD port summing were performed in accordance with KDB 662911 D01. For the CDD results the Directional Gain was calculated in accordance with the following mothed.

For output power measurements:
Directional gain= G_{ANT} + Array Gain = 1.65 dBi
G_{ANT} : equal to the gain of the antenna having the highest gain
Array Gain = 0 dB (i.e., no array gain) for $N_{ANT} \leq 4$

For power spectral density (PSD) measurements:
Directional gain= G_{ANT} + Array Gain = 4.66 dBi
Array Gain = 10 log(N_{ANT}/N_{SS}) dB.
N_{ANT} : number of transmit antennas
N_{SS} : number of spatial streams, The worst case directional gain will occur when N_{SS} = 1

IEE Std. 802.11	Transmit and Receive Mode	Description
802.11a	☒2TX, 2RX	ANT 1 and ANT 2 can be used as transmitting/receiving antenna.
802.11n HT20	☒2TX, 2RX	ANT 1 and ANT 2 can be used as transmitting/receiving antenna.
802.11n HT40	☒2TX, 2RX	ANT 1 and ANT 2 can be used as transmitting/receiving antenna.
802.11ac VHT20	☒2TX, 2RX	ANT 1 and ANT 2 can be used as transmitting/receiving antenna.
802.11ac VHT40	☒2TX, 2RX	ANT 1 and ANT 2 can be used as transmitting/receiving antenna.
802.11ac VHT80	☒2TX, 2RX	ANT 1 and ANT 2 can be used as transmitting/receiving antenna.
802.11ax HE20	☒2TX, 2RX	ANT 1 and ANT 2 can be used as transmitting/receiving antenna.
802.11ax HE40	☒2TX, 2RX	ANT 1 and ANT 2 can be used as transmitting/receiving antenna.
802.11ax HE80	☒2TX, 2RX	ANT 1 and ANT 2 can be used as transmitting/receiving antenna.

This report shall not be reproduced except in full, without the written approval of UL Verification Services (Guangzhou) Co., Ltd, Song Shan Lake Branch.

5.7. SUPPORT UNITS FOR SYSTEM TEST

SUPPORT EQUIPMENT

Item	Equipment	Brand Name	Model Name	Remark
1	PC	Lenovo	E14	/
2	SWITCH POWER WUPPLY	/	S065PQ1200500	Input: AC 100-240V, 1.8A, 50-60Hz Output: DC 12V, 5A,60W Max

I/O CABLES

Cable No	Port	Connector Type	Cable Type	Cable Length(m)	Remarks
1	USB	/	/	1.0	/

ACCESSORIES

Item	Accessory	Brand Name	Model Name	Description
/	/	/	/	/

TEST SETUP

The EUT can work in engineering mode with a software through a Laptop.

SETUP DIAGRAM FOR TESTS

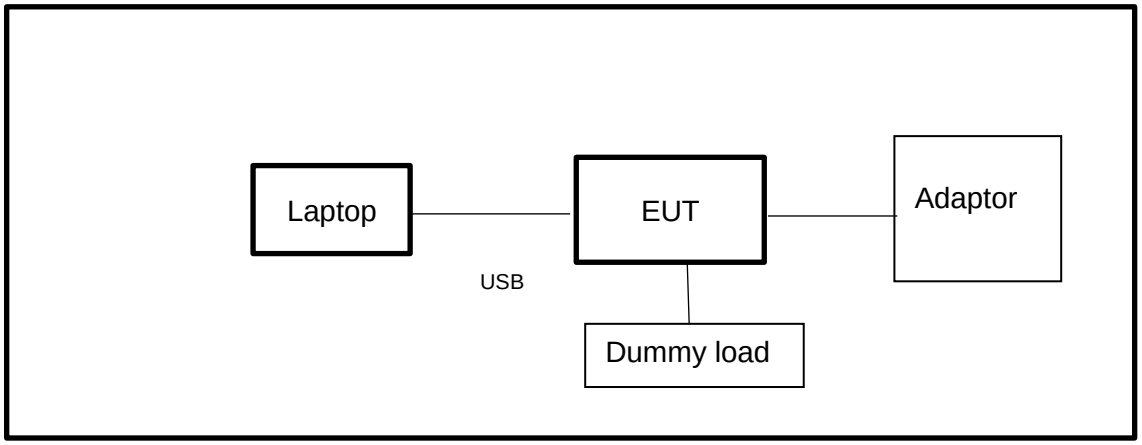

This report shall not be reproduced except in full, without the written approval of UL Verification Services (Guangzhou) Co., Ltd, Song Shan Lake Branch.

6. MEASURING EQUIPMENT AND SOFTWARE USED

R&S TS 8997 Test System					
Equipment	Manufacturer	Model No.	Serial No.	Last Cal.	Due. Date
Power sensor, Power Meter	R&S	OSP120	100921	Dec.27,2024	Dec.26,2025
Vector Signal Generator	R&S	SMBV100A	261637	Sep.28, 2024	Sep.27, 2025
Signal Generator	R&S	SMB100A	178553	Sep.28, 2024	Sep.27, 2025
Signal Analyzer	R&S	FSV40	101118	Sep.28, 2024	Sep.27, 2025

Software			
Description	Manufacturer	Name	Version
For R&S TS 8997 Test System	Rohde & Schwarz	EMC 32	10.60.10

Tonsend RF Test System					
Equipment	Manufacturer	Model No.	Serial No.	Last Cal.	Due. Date
Wireless Connectivity Tester	R&S	CMW270	1201.0002N75-102	Sep.13, 2024	Sep.12, 2025
PXA Signal Analyzer	Keysight	N9030A	MY55410512	Sep.28, 2024	Sep.27, 2025
MXG Vector Signal Generator	Keysight	N5182B	MY56200284	Sep.28, 2024	Sep.27, 2025
MXG Vector Signal Generator	Keysight	N5172B	MY56200301	Sep.28, 2024	Sep.27, 2025
DC power supply	Keysight	E3642A	MY55159130	Sep.28, 2024	Sep.27, 2025
Temperature & Humidity Chamber	SANMOOD	SG-80-CC-2	2088	Sep.28, 2024	Sep.27, 2025
Attenuator	Aglient	8495B	2814a12853	Sep.28, 2024	Sep.27, 2025
RF Control Unit	Tonscend	JS0806-2	23B80620666	Dec.27,2024	Dec.26,2025

Software			
Description	Manufacturer	Name	Version
Tonsend SRD Test System	Tonsend	JS1120-3 RF Test System	V3.2.22

This report shall not be reproduced except in full, without the written approval of UL Verification Services (Guangzhou) Co., Ltd, Song Shan Lake Branch.

Conducted Emissions					
Equipment	Manufacturer	Model No.	Serial No.	Last Cal.	Due Date
EMI Test Receiver	R&S	ESR3	101961	Sep.28, 2024	Sep.27, 2025
Two-Line V-Network	R&S	ENV216	101983	Sep.28, 2024	Sep.27, 2025
Artificial Mains Networks	Schwarzbeck	NSLK 8126	8126465	Sep.28, 2024	Sep.27, 2025
Software					
Description			Manufacturer	Name	Version
Test Software for Conducted Emissions			Farad	EZ-EMC	Ver. UL-3A1

Radiated Emissions					
Equipment	Manufacturer	Model No.	Serial No.	Last Cal.	Due Date
MXE EMI Receiver	KESIGHT	N9038A	MY56400036	Sep.28, 2024	Sep.27, 2025
Hybrid Log Periodic Antenna	TDK	HLP-3003C	130960	June 28, 2024	June.27 2027
Preamplifier	HP	8447D	2944A09099	Sep.28, 2024	Sep.27, 2025
EMI Measurement Receiver	R&S	ESR26	101377	Sep.28, 2024	Sep.27, 2025
Horn Antenna	TDK	HRN-0118	130940	Dec 12, 2024	Dec 11, 2027
Preamplifier	TDK	PA-02-0118	TRS-305-00067	Sep.28, 2024	Sep.27, 2025
Horn Antenna	Schwarzbeck	BBHA9170	697	Jun 30, 2024	Jun 29, 2027
Preamplifier	TDK	PA-02-2	TRS-307-00003	Sep.28, 2024	Sep.27, 2025
Preamplifier	TDK	PA-02-3	TRS-308-00002	Sep.28, 2024	Sep.27, 2025
Loop antenna	Schwarzbeck	1519B	00008	Dec.09, 2024	Dec.08, 2027
Highpass Filter	Wainwright	WHKX10-5850-6500-1800-40SS	4	Sep.28, 2024	Sep.27, 2025
Band Reject Filter	Wainwright	WRCJV12-5695-5725-5850-5880-40SS	4	Sep.28, 2024	Sep.27, 2025
Band Reject Filter	Wainwright	WRCJV20-5120-5150-5350-5380-60SS	2	Sep.28, 2024	Sep.27, 2025
Band Reject Filter	Wainwright	WRCJV20-5440-5470-5725-5755-60SS	1	Sep.28, 2024	Sep.27, 2025

This report shall not be reproduced except in full, without the written approval of UL Verification Services (Guangzhou) Co., Ltd, Song Shan Lake Branch.

Software			
Description	Manufacturer	Name	Version
Test Software for Radiated Emissions	Farad	EZ-EMC	Ver. UL-3A1

Other Instrument					
Equipment	Manufacturer	Model No.	Serial No.	Last Cal.	Due Date
Temperature humidity probe	OMEGA	ITHX-SD-5	18470007	Oct.8, 2024	Oct.7, 2025
Barometer	Yiyi	Baro	N/A	Oct.10, 2024	Oct.9, 2025
Attenuator	Agilent	8495B	2814a12853	Sep.28, 2024	Sep.27, 2025

This report shall not be reproduced except in full, without the written approval of UL Verification Services (Guangzhou) Co., Ltd, Song Shan Lake Branch.

7. ANTENNA PORT TEST RESULTS

7.1. ON TIME AND DUTY CYCLE

LIMITS

None; for reporting purposes only.

TEST PROCEDURE

Refer to KDB 789033 D02 General U-NII Test Procedures New Rules v02r01 section II.B.

The zero-span mode on a spectrum analyzer or EMI receiver, if the response time and spacing between bins on the sweep are sufficient to permit accurate measurements of the on and off times of the transmitted signal. Set the center frequency of the instrument to the center frequency of the transmission. Set RBW ≥ EBW if possible; otherwise, set RBW to the largest available value. Set VBW ≥ RBW. Set detector = peak or average. The zero-span measurement method shall not be used unless both RBW and VBW are > 50/T, where T is defined in II.B.1.a), and the number of sweep points across duration T exceeds 100. (For example, if VBW and/or RBW are limited to 3 MHz, then the zero-span method of measuring duty cycle shall not be used if T ≤ 16.7 microseconds.)

TEST SETUP

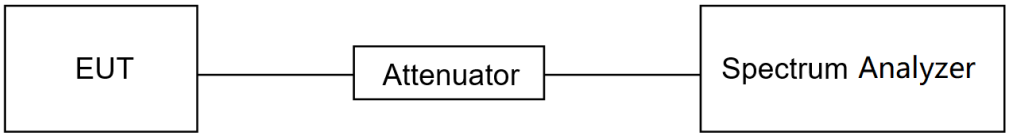

TEST ENVIRONMENT

Temperature	24.1℃	Relative Humidity	59%
Atmosphere Pressure	101kPa	Test Voltage	DC 12V

TEST DATE / ENGINEER

Test Date	February 27, 2025	Test By	Bairong Liu

TEST RESULTS

Please refer to section "Test Data" - Appendix G

This report shall not be reproduced except in full, without the written approval of UL Verification Services (Guangzhou) Co., Ltd, Song Shan Lake Branch.

7.2. 6DB AND 26DB EMISSION BANDWIDTH AND 99% OCCUPIED BANDWIDTH

LIMITS

CFR 47 FCC Part15, Subpart E ISED RSS-247 ISSUE 3		
Test Item	Limit	Frequency Range (MHz)
26 dB Emission Bandwidth	For reporting purposes only.	5150 ~ 5250
26 dB Emission Bandwidth	For reporting purposes only.	5250 ~ 5350
26 dB Emission Bandwidth	For reporting purposes only.	5470 ~ 5725 (For FCC) 5470 ~ 5600 (For ISED) 5650 ~ 5725 (For ISED)
6 dB Emission Bandwidth	The minimum 6 dB emission bandwidth shall be 500 kHz.	5725 ~ 5850
99 % Occupied Bandwidth	For reporting purposes only.	5150 ~ 5825 (For ISED)

TEST PROCEDURE

Refer to KDB 789033 D02 General U-NII Test Procedures New Rules v02r01 section II.C1. for 26 dB Emission Bandwidth; section II.C2. for 6 dB Emission Bandwidth; section II.D. for 99 % Occupied Bandwidth.
Connect the EUT to the spectrum analyser and use the following settings:

Center Frequency	The center frequency of the channel under test
Detector	Peak
RBW	For 6 dB Emission Bandwidth: RBW=100 kHz For 26 dB Emission bandwidth: approximately 1 % of the EBW. For 99 % Occupied Bandwidth: approximately 1 % ~ 5 % of the OBW.
VBW	For 6 dB Bandwidth: ≥ 3*RBW For 26 dB Bandwidth: >3*RBW For 99 % Bandwidth: >3*RBW
Trace	Max hold
Sweep	Auto couple

a) Use the 99 % power bandwidth function of the instrument, allow the trace to stabilize and report the measured bandwidth.
b) Allow the trace to stabilize and measure the maximum width of the emission that is constrained by the frequencies associated with the two outermost amplitude points (upper and lower frequencies) that are attenuated by 6/26 dB relative to the maximum level measured in the fundamental emission.

Calculation for 99 % Bandwidth of UNII-2C and UNII-3 Straddle Channel:

For Example: Fundamental Frequency: 5720 MHz

99 % OBW: 21.00 MHz

Turning Frequency: 5725 MHz

This report shall not be reproduced except in full, without the written approval of UL Verification Services (Guangzhou) Co., Ltd, Song Shan Lake Branch.

99 % Bandwidth of UNII-2C Band Portion = (5725-(5720-(21.00/2)) = 15.50 MHz

99 % Bandwidth of UNII-3 Band Portion = (5720+(21.00/2)-5725) = 5.50 MHz

Calculation for 26 dB Bandwidth of UNII-2C Straddle Channel:

For Example: Fundamental frequency: 5720 MHz

26 dB BW: 20.00 MHz

FL: 5710.16 MHz

FH: 5730.16 MHz

Turning Frequency: 5725 MHz

26 dB Bandwidth of UNII-2C Band Portion = 5725-5710.16=14.84 MHz

Calculation for 6dB Bandwidth of UNII-3 Straddle Channel:

For Example: Fundamental frequency: 5720 MHz

6 dB BW: 16.44 MHz

FL: 5711.76 MHz

FH: 5728.2 MHz

Turning Frequency: 5725 MHz

6 dB Bandwidth of UNII-3 band Portion = 5728.2-5725=3.2 MHz

TEST SETUP

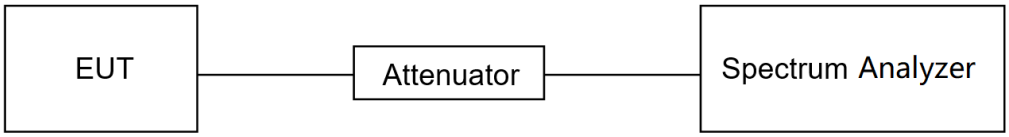

TEST ENVIRONMENT

Temperature	24.1℃	Relative Humidity	59%
Atmosphere Pressure	101kPa	Test Voltage	DC 12V

TEST DATE / ENGINEER

Test Date	February 27, 2025	Test By	Bairong Liu

TEST RESULTS

Please refer to section "Test Data" - Appendix A&B&C

This report shall not be reproduced except in full, without the written approval of UL Verification Services (Guangzhou) Co., Ltd, Song Shan Lake Branch.

7.3. CONDUCTED OUTPUT POWER

LIMITS

CFR 47 FCC Part15, Subpart E		
Test Item	Limit	Frequency Range (MHz)
Conducted Output Power	☐ Outdoor Access Point: 1 W (30 dBm) ☐ Indoor Access Point: 1 W (30 dBm) ☐ Fixed Point-To-Point Access Points: 1 W (30 dBm) ☒ Client Devices: 250 mW (24 dBm)	5150 ~ 5250
	Shall not exceed the lesser of 250 mW (24dBm) or 11 dBm + 10 log B, where B is the 26 dB emission bandwidth in megahertz.	5250 ~ 5350 5470 ~ 5725
	Shall not exceed 1 Watt (30 dBm).	5725 ~ 5850

ISED RSS-247 ISSUE 3		
Test Item	Limit	Frequency Range (MHz)
Conducted Output Power or e.i.r.p.	The maximum e.i.r.p. shall not exceed 200 mW (23 dBm) or 10 + 10 $\log_{10}$B, dBm, whichever power is less. B is the 99 % emission bandwidth in megahertz.	5150 ~ 5250
	a. The maximum conducted output power shall not exceed 250 mW (24 dBm) or 11 + 10 $\log_{10}$B dBm, whichever is less. b. The maximum e.i.r.p. shall not exceed 1.0 W (30 dBm) or 17 + 10 $\log_{10}$B dBm, whichever is less. B is the 99 % emission bandwidth in megahertz. Note that devices with a maximum e.i.r.p. greater than 500 mW shall implement TPC in order to have the capability to operate at least 6 dB below the maximum permitted e.i.r.p. of 1 W.	5250 ~ 5350 5470 ~ 5600 5650 ~ 5725
	Shall not exceed 1 Watt (30 dBm). The e.i.r.p. shall not exceed 4 W	5725 ~ 5850

Note:
The above limits are based upon the maximum antenna gain does not exceed 6 dBi.
If transmitting antennas of directional gain greater than 6 dBi are used, the maximum conducted output power shall be reduced by the amount in dB that the directional gain of the antenna exceeds 6 dBi.

TEST PROCEDURE

Refer to KDB 789033 D02 General U-NII Test Procedures New Rules v02r01 section II.E.

Method SA-2 (trace averaging across ON and OFF times of the EUT transmissions, followed by duty cycle correction.):
(a) Measure the duty cycle D of the transmitter output signal.
(b) Set span to encompass the entire 26 dB EBW or 99% OBW of the signal.

This report shall not be reproduced except in full, without the written approval of UL Verification Services (Guangzhou) Co., Ltd, Song Shan Lake Branch.

(c) Set RBW = 1 MHz.
(d) Set VBW ⩾ 3 MHz.
(e) Number of points in sweep ⩾ [2 × span / RBW]. (This gives bin-to-bin spacing ⩽ RBW / 2, so that narrowband signals are not lost between frequency bins.)
(f) Sweep time = auto.
(g) Detector = RMS (i.e., power averaging), if available. Otherwise, use sample detector mode.
(h) Do not use sweep triggering. Allow the sweep to "free run."
(i) Trace average at least 100 traces in power averaging (rms) mode; however, the number of traces to be averaged shall be increased above 100 as needed such that the average accurately represents the true average over the ON and OFF periods of the transmitter.
j) Compute power by integrating the spectrum across the 26 dB EBW or 99% OBW of the signal using the instrument's band power measurement function with band limits set equal to the EBW or OBW band edges. If the instrument does not have a band power function, then sum the spectrum levels (in power units) at 1 MHz intervals extending across the 26 dB EBW or 99% OBW of the spectrum.
k) Add [10 log (1 / D)], where D is the duty cycle, to the measured power to compute the average power during the actual transmission times (because the measurement represents an average over both the ON and OFF times of the transmission). For example, add [10 log (1 / 0.25)] = 6 dB if the duty cycle is 25%.

Method PM (Measurement using an RF average power meter):
(i) Measurements may be performed using a wideband RF power meter with a thermocouple detector or equivalent if all of the following conditions are satisfied:
a. The EUT is configured to transmit continuously or to transmit with a constant duty cycle.
b. At all times when the EUT is transmitting, it must be transmitting at its maximum power control level.
c. The integration period of the power meter exceeds the repetition period of the transmitted signal by at least a factor of five.
(ii) If the transmitter does not transmit continuously, measure the duty cycle, x, of the transmitter output signal as described in II.B.
(iii) Measure the average power of the transmitter. This measurement is an average over both the on and off periods of the transmitter.
(iv) Adjust the measurement in dBm by adding 10 log (1/x) where x is the duty cycle (e.g., 10 log (1/0.25) if the duty cycle is 25 %).

Note: Method SA-2 was used for straddle channel output power test, and Method PM was used for testing rest channels

TEST SETUP

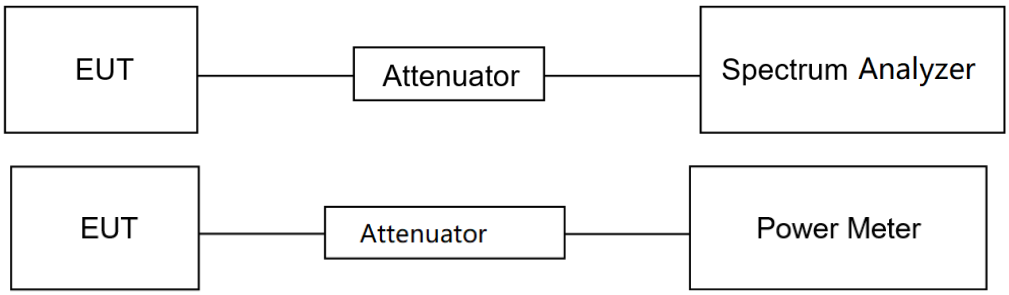

This report shall not be reproduced except in full, without the written approval of UL Verification Services (Guangzhou) Co., Ltd, Song Shan Lake Branch.

TEST ENVIRONMENT

Temperature	24.1℃	Relative Humidity	59%
Atmosphere Pressure	101kPa	Test Voltage	DC 12V

TEST DATE / ENGINEER

Test Date	February 27, 2025	Test By	Bairong Liu

TEST RESULTS

Please refer to section "Test Data" - Appendix D

This report shall not be reproduced except in full, without the written approval of UL Verification Services (Guangzhou) Co., Ltd, Song Shan Lake Branch.

7.4. POWER SPECTRAL DENSITY

LIMITS

CFR 47 FCC Part15, Subpart E		
Test Item	Limit	Frequency Range (MHz)
Power Spectral Density	☐ Outdoor Access Point: 17 dBm/MHz ☐ Indoor Access Point: 17 dBm/MHz ☐ Fixed Point-To-Point Access Points: 17 dBm/MHz ☒ Client Devices: 11 dBm/MHz	5150 ~ 5250
	11 dBm/MHz	5250 ~ 5350 5470 ~ 5725
	30 dBm/500kHz	5725 ~ 5850

ISED RSS-247 ISSUE 3		
Test Item	Limit	Frequency Range (MHz)
Power Spectral Density	The e.i.r.p. spectral density shall not exceed 10 dBm in any 1.0 MHz band.	5150 ~ 5250
	The power spectral density shall not exceed 11 dBm inany 1.0 MHz band.	5250 ~ 5350 5470 ~ 5600 5650 ~ 5725
	30 dBm / 500 kHz	5725 ~ 5850

Note:
The above limits are based upon the maximum antenna gain does not exceed 6 dBi.
If transmitting antennas of directional gain greater than 6 dBi are used, maximum power spectral density shall be reduced by the amount in dB that the directional gain of the antenna exceeds 6 dBi.

TEST PROCEDURE

Refer to KDB 789033 D02 General U-NII Test Procedures New Rules v02r01 section II.F.

Connect the EUT to the spectrum analyzer and use the following settings:

For U-NII-1, U-NII-2A and U-NII-2C band:

Center Frequency	The center frequency of the channel under test
Detector	RMS
RBW	1 MHz
VBW	≥3 × RBW
Span	Encompass the entire emissions bandwidth (EBW) of the signal
Trace	Average
Sweep time	Auto

This report shall not be reproduced except in full, without the written approval of UL Verification Services (Guangzhou) Co., Ltd, Song Shan Lake Branch.

For U-NII-3:

Center Frequency	The center frequency of the channel under test
Detector	RMS
RBW	500 kHz
VBW	≥3 × RBW
Span	Encompass the entire emissions bandwidth (EBW) of the signal
Trace	Average
Sweep time	Auto

Allow trace to fully stabilize and use the peak search function on the instrument to find the peak of the spectrum and record its value.
Add 10 log (1/x), where x is the duty cycle, to the peak of the spectrum, the result is the Maximum PSD over 1 MHz / 500 kHz reference bandwidth.

TEST SETUP

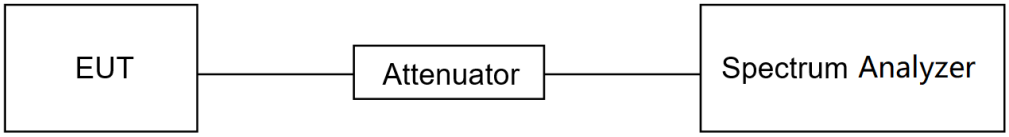

TEST ENVIRONMENT

Temperature	24.1℃	Relative Humidity	59%
Atmosphere Pressure	101kPa	Test Voltage	DC 12V

TEST DATE / ENGINEER

Test Date	February 27, 2025	Test By	Bairong Liu

TEST RESULTS

Please refer to section "Test Data" - Appendix E

This report shall not be reproduced except in full, without the written approval of UL Verification Services (Guangzhou) Co., Ltd, Song Shan Lake Branch.

7.5. FREQUENCY STABILITY

LIMITS

The frequency of the carrier signal shall be maintained within band of operation.

TEST PROCEDURE

1. The EUT was placed inside an environmental chamber as the temperature in the chamber was varied between 0 °C ~ 45 °C (declared by customer).

2. The temperature was incremented by 10 °C intervals and the unit allowed to stabilize at each temperature before each measurement. The center frequency of the transmitting channel was evaluated at each temperature and the frequency deviation from the channel's center frequency was recorded.

3. The primary supply voltage is varied from 85 % to 115 % of the nominal value for non hand-carried battery and AC powered equipment. For hand-carried, battery-powered equipment, primary supply voltage is reduced to the battery operating end point which shall be specified by the manufacturer.

Connect the EUT to the spectrum analyzer and use the following settings:

Center Frequency	The center frequency of the channel under test
Detector	Peak
RBW	10 kHz
VBW	≥3 × RBW
Span	Encompass the entire emissions bandwidth (EBW) of the signal
Trace	Max hold
Sweep time	Auto

4. While maintaining a constant temperature inside the environmental chamber, turn the EUT on and record the operating frequency at startup, and at 2 minutes, 5minutes, and 10 minutes after the EUT is energized.

5. Allow the trace to stabilize, find the peak value of the power envelope and record the frequency, then calculated the frequency drift.

TEST ENVIRONMENT

	Normal Test Conditions	Extreme Test Conditions
Relative Humidity	20 % ~ 75 %	/
Atmospheric Pressure	100 kPa ~ 102 kPa	/
Temperature	T_N (Normal Temperature): 24.1 °C	T_L (Low Temperature): 0 °C
		T_H (High Temperature): 45 °C
Supply Voltage	V_N (Normal Voltage): DC 12V	V_L (Low Voltage): DC 10.2V
		V_H (High Voltage): DC 13.8V

This report shall not be reproduced except in full, without the written approval of UL Verification Services (Guangzhou) Co., Ltd, Song Shan Lake Branch.

TEST SETUP

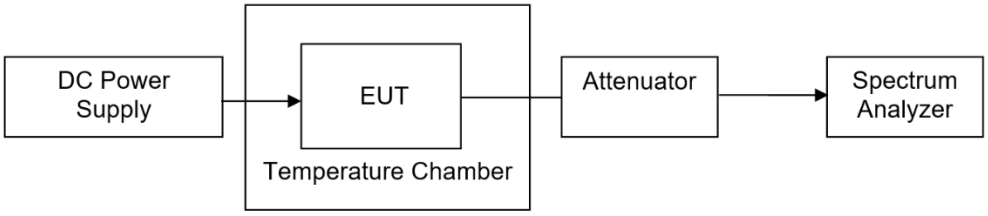

TEST ENVIRONMENT

Temperature	24.1℃	Relative Humidity	59%
Atmosphere Pressure	101kPa	Test Voltage	DC 12V

TEST DATE / ENGINEER

Test Date	February 27, 2025	Test By	Bairong Liu

TEST RESULTS

Please refer to section "Test Data" - Appendix F

This report shall not be reproduced except in full, without the written approval of UL Verification Services (Guangzhou) Co., Ltd, Song Shan Lake Branch.

7.6. DYNAMIC FREQUENCY SELECTION (SLAVE)

LIMITS

(1) DFS Detection Thresholds

Table 3: DFS Detection Thresholds for Master Devices and Client Devices With Radar Detection

Maximum Transmit Power	Value (See Notes 1, 2, and 3)
EIRP ≥ 200 milliwatt	-64 dBm
EIRP < 200 milliwatt and power spectral density < 10 dBm/MHz	-62 dBm
EIRP < 200 milliwatt that do not meet the power spectral density requirement	-64 dBm
Note 1: This is the level at the input of the receiver assuming a 0 dBi receive antenna. Note 2: Throughout these test procedures an additional 1 dB has been added to the amplitude of the test transmission waveforms to account for variations in measurement equipment. This will ensure that the test signal is at or above the detection threshold level to trigger a DFS response. Note3: EIRP is based on the highest antenna gain. For MIMO devices refer to KDB Publication 662911 D01.	

(2) DFS Response Requirements

Table 4: DFS Response Requirement Values

Parameter	Value
Non-occupancy period	Minimum 30 minutes
Channel Availability Check Time	60 seconds
Channel Move Time	10 seconds See Note 1.
Channel Closing Transmission Time	200 milliseconds + an aggregate of 60 milliseconds over remaining 10 second period. See Notes 1 and 2.
U-NII Detection Bandwidth	Minimum 100% of the U-NII 99% transmission power bandwidth. See Note 3.
Note 1: Channel Move Time and the Channel Closing Transmission Time should be performed with Radar Type 0. The measurement timing begins at the end of the Radar Type 0 burst. Note 2: The Channel Closing Transmission Time is comprised of 200 milliseconds starting at the beginning of the Channel Move Time plus any additional intermittent control signals required facilitating a Channel move (an aggregate of 60 milliseconds) during the remainder of the 10 second period. The aggregate duration of control signals will not count quiet periods in between transmissions. Note 3: During the U-NII Detection Bandwidth detection test, radar type 0 should be used. For each frequency step the minimum percentage of detection is 90 percent. Measurements are performed with no data traffic.	

This report shall not be reproduced except in full, without the written approval of UL Verification Services (Guangzhou) Co., Ltd, Song Shan Lake Branch.

APPLICABILITY OF DFS REQUIREMENTS

A U-NII network will employ a DFS function to detect signals from radar systems and to avoid co-channel operation with these systems. This applies to the 5250-5350 MHz and/or 5470-5725 MHz bands.
Within the context of the operation of the DFS function, a U-NII device will operate in either Master Mode or Client Mode. U-NII devices operating in Client Mode can only operate in a network controlled by a U-NII device operating in Master Mode.

Table 1: Applicability of DFS Requirements Prior to Use of a Channel

Requirement	Operational Mode		
	☐ Master	☒ Client Without Radar Detection	☐ Client With Radar Detection
Non-Occupancy Period	Yes	Not required	Yes
DFS Detection Threshold	Yes	Not required	Yes
Channel Availability Check Time	Yes	Not required	Not required
U-NII Detection Bandwidth	Yes	Not required	Yes

Table 2: Applicability of DFS requirements during normal operation

Requirement	Operational Mode	
	☐ Master Device or Client with Radar Detection	☒ Client Without Radar Detection
DFS Detection Threshold	Yes	Not required
Channel Closing Transmission Time	Yes	Yes
Channel Move Time	Yes	Yes
U-NII Detection Bandwidth	Yes	Not required

Additional requirements for devices with multiple bandwidth modes	☐ Master Device or Client with Radar Detection	☒ Client Without Radar Detection
U-NII Detection Bandwidth and Statistical Performance Check	All BW modes must be tested	Not required
Channel Move Time and Channel Closing Transmission Time	Test using widest BW mode available	Test using the widest BW mode available for the link
All other tests	Any single BW mode	Not required
Note: Frequencies selected for statistical performance check should include several frequencies within the radar detection bandwidth and frequencies near the edge of the radar detection bandwidth. For 802.11 devices it is suggested to select frequencies in each of the bonded 20 MHz channels and the channel center frequency.		

This report shall not be reproduced except in full, without the written approval of UL Verification Services (Guangzhou) Co., Ltd, Song Shan Lake Branch.

PARAMETERS OF RADAR TEST WAVEFORMS

This section provides the parameters for required test waveforms, minimum percentage of successful detections, and the minimum number of trials that must be used for determining DFS conformance. Step intervals of 0.1 microsecond for Pulse Width, 1 microsecond for PRI, 1 MHz for chirp width and 1 for the number of pulses will be utilized for the random determination of specific test waveforms.

Table 5 Short Pulse Radar Test Waveforms

Radar Type	Pulse Width (μsec)	PRI (μsec)	Number of Pulses	Minimum Percentage of Successful Detection	Minimum Number of Trials
0	1	1428	18	See Note 1	See Note 1
1	1	Test A	$\text{Roundup}\left\{\left(\frac{1}{360}\right)\cdot\left(\frac{19\cdot 10^6}{\text{PRI}_{\mu sec}}\right)\right\}$	60%	30
		Test B			
2	1-5	150-230	23-29	60%	30
3	6-10	200-500	16-18	60%	30
4	11-20	200-500	12-16	60%	30
Aggregate (Radar Types 1-4)				80%	120

Note 1: Short Pulse Radar Type 0 should be used for the detection bandwidth test, channel move time, and channel closing time tests.
Test A: 15 unique PRI values randomly selected from the list of 23 PRI values in Table 5a
Test B: 15 unique PRI values randomly selected within the range of 518-3066 μsec, with a minimum increment of 1 μsec, excluding PRI values selected in Test A

A minimum of 30 unique waveforms are required for each of the Short Pulse Radar Types 2 through 4. If more than 30 waveforms are used for Short Pulse Radar Types 2 through 4, then each additional waveform must also be unique and not repeated from the previous waveforms. If more than 30 waveforms are used for Short Pulse Radar Type 1, then each additional waveform is generated with Test B and must also be unique and not repeated from the previous waveforms in Tests A or B. Test aggregate is average of the percentage of successful detections of short pulse radar types 1-4.

TEST SETUP

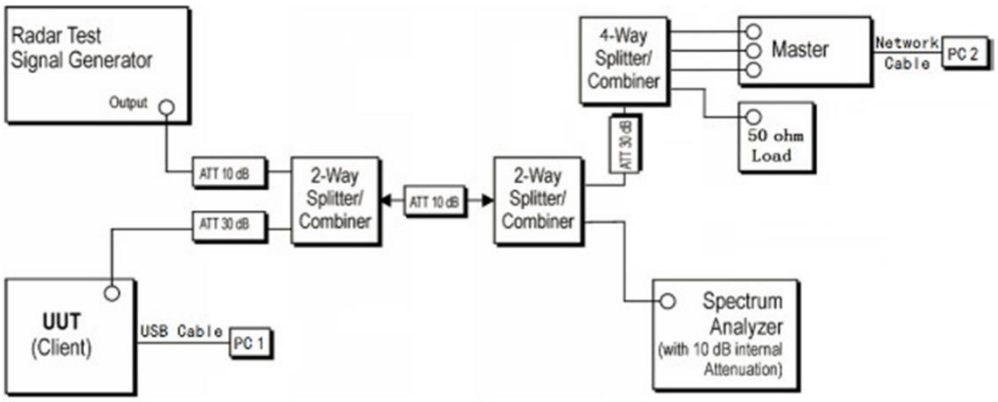

TEST ENVIRONMENT

Temperature	24.1℃	Relative Humidity	59%

This report shall not be reproduced except in full, without the written approval of UL Verification Services (Guangzhou) Co., Ltd, Song Shan Lake Branch.

Atmosphere Pressure	101kPa	Test Voltage	DC 12V

TEST DATE / ENGINEER

Test Date	February 27, 2025	Test By	Bairong Liu

TEST RESULTS

Please refer to section "Test Data" - Appendix H

This report shall not be reproduced except in full, without the written approval of UL Verification Services (Guangzhou) Co., Ltd, Song Shan Lake Branch.

8. RADIATED TEST RESULTS

LIMITS

Refer to CFR 47 FCC §15.205, §15.209 and §15.407 (b).

Refer to ISED RSS-GEN Clause 8.9, Clause 8.10 and ISED RSS-247 6.2.

Radiation Disturbance Test Limit for FCC (Class B) (9 kHz ~ 1 GHz)

Emissions radiated outside of the specified frequency bands above 30 MHz			
Frequency Range (MHz)	Field Strength Limit (uV/m) at 3 m	Field Strength Limit (dBuV/m) at 3 m	
		Quasi-Peak	
30 - 88	100	40	
88 - 216	150	43.5	
216 - 960	200	46	
Above 960	500	54	
Above 1000	500	Peak	Average
		74	54

FCC Emissions radiated outside of the specified frequency bands below 30 MHz		
Frequency (MHz)	Field strength (microvolts/meter)	Measurement distance (meters)
0.009-0.490	2400/F(kHz)	300
0.490-1.705	24000/F(kHz)	30
1.705-30.0	30	30

ISED General field strength limits at frequencies below 30 MHz

Table 6 – General field strength limits at frequencies below 30 MHz		
Frequency	**Magnetic field strength (H-Field) (µA/m)**	**Measurement distance (m)**
9 - 490 kHz[Note 1]	6.37/F (F in kHz)	300
490 - 1705 kHz	63.7/F (F in kHz)	30
1.705 - 30 MHz	0.08	30

Note 1: The emission limits for the ranges 9-90 kHz and 110-490 kHz are based on measurements employing a linear average detector.

This report shall not be reproduced except in full, without the written approval of UL Verification Services (Guangzhou) Co., Ltd, Song Shan Lake Branch.

ISED Restricted bands refer to ISED RSS-GEN Clause 8.10

Table 7 – Restricted frequency bands[Note 1]		
MHz	MHz	GHz
0.090 - 0.110	149.9 - 150.05	9.0 - 9.2
0.495 - 0.505	156.52475 - 156.52525	9.3 - 9.5
2.1735 - 2.1905	156.7 - 156.9	10.6 - 12.7
3.020 - 3.026	162.0125 - 167.17	13.25 - 13.4
4.125 - 4.128	167.72 - 173.2	14.47 - 14.5
4.17725 - 4.17775	240 – 285	15.35 - 16.2
4.20725 - 4.20775	322 - 335.4	17.7 - 21.4
5.677 - 5.683	399.9 - 410	22.01 - 23.12
6.215 - 6.218	608 - 614	23.6 - 24.0
6.26775 - 6.26825	960 - 1427	31.2 - 31.8
6.31175 - 6.31225	1435 - 1626.5	36.43 - 36.5
8.291 - 8.294	1645.5 - 1646.5	Above 38.6
8.362 - 8.366	1660 - 1710	
8.37625 - 8.38675	1718.8 - 1722.2	
8.41425 - 8.41475	2200 - 2300	
12.29 - 12.293	2310 - 2390	
12.51975 - 12.52025	2483.5 - 2500	
12.57675 - 12.57725	2655 - 2900	
13.36 - 13.41	3260 – 3267	
16.42 - 16.423	3332 - 3339	
16.69475 - 16.69525	3345.8 - 3358	
16.80425 - 16.80475	3500 - 4400	
25.5 - 25.67	4500 - 5150	
37.5 - 38.25	5350 - 5460	
73 - 74.6	7250 - 7750	
74.8 - 75.2	8025 – 8500	
108 – 138		

Note 1: Certain frequency bands listed in table 7 and in bands above 38.6 GHz are designated for licence-exempt applications. These frequency bands and the requirements that apply to related devices are set out in the 200 and 300 series of RSSs.

FCC Restricted bands of operation refer to FCC §15.205 (a):

MHz	MHz	MHz	GHz
0.090-0.110	16.42-16.423	399.9-410	4.5-5.15
[1]0.495-0.505	16.69475-16.69525	608-614	5.35-5.46
2.1735-2.1905	16.80425-16.80475	960-1240	7.25-7.75
4.125-4.128	25.5-25.67	1300-1427	8.025-8.5
4.17725-4.17775	37.5-38.25	1435-1626.5	9.0-9.2
4.20725-4.20775	73-74.6	1645.5-1646.5	9.3-9.5
6.215-6.218	74.8-75.2	1660-1710	10.6-12.7
6.26775-6.26825	108-121.94	1718.8-1722.2	13.25-13.4
6.31175-6.31225	123-138	2200-2300	14.47-14.5
8.291-8.294	149.9-150.05	2310-2390	15.35-16.2
8.362-8.366	156.52475-156.52525	2483.5-2500	17.7-21.4
8.37625-8.38675	156.7-156.9	2690-2900	22.01-23.12
8.41425-8.41475	162.0125-167.17	3260-3267	23.6-24.0
12.29-12.293	167.72-173.2	3332-3339	31.2-31.8
12.51975-12.52025	240-285	3345.8-3358	36.43-36.5
12.57675-12.57725	322-335.4	3600-4400	([2])
13.36-13.41			

Note: [1]Until February 1, 1999, this restricted band shall be 0.490-0.510 MHz.

This report shall not be reproduced except in full, without the written approval of UL Verification Services (Guangzhou) Co., Ltd, Song Shan Lake Branch.

[2]Above 38.6c

Limits of unwanted/undesirable emission out of the restricted bands refer to CFR 47 FCC §15.407 (b) and ISED RSS-247 6.2.

LIMITS OF RADIATED EMISSION MEASUREMENT (Above 1GHz)		
Frequency Range (MHz)	EIRP Limit	Field Strength Limit (dBuV/m) at 3 m
5150~5250 MHz	PK: -27 (dBm/MHz)	PK:68.2(dBµV/m)
5250~5350 MHz		
5470~5725 MHz		
5725~5850 MHz	PK: -27 (dBm/MHz) *1 PK: 10 (dBm/MHz) *2 PK: 15.6 (dBm/MHz) *3 PK: 27 (dBm/MHz) *4	PK: 68.2(dBµV/m) *1 PK: 105.2 (dBµV/m) *2 PK: 110.8(dBµV/m) *3 PK: 122.2 (dBµV/m) *4
Note: *1 beyond 75 MHz or more above of the band edge. *2 below the band edge increasing linearly to 10 dBm/MHz at 25 MHz above. *3 below the band edge increasing linearly to a level of 15.6 dBm/MHz at 5 MHz above. *4 from 5 MHz above or below the band edge increasing linearly to a level of 27 dBm/MHz at the band edge.		

TEST PROCEDURE

Below 30 MHz

The setting of the spectrum analyzer

RBW	200 Hz (From 9 kHz to 0.15 MHz)/ 9 kHz (From 0.15 MHz to 30 MHz)
VBW	200 Hz (From 9 kHz to 0.15 MHz)/ 9 kHz (From 0.15 MHz to 30 MHz)
Sweep	Auto

1. The testing follows the guidelines in ANSI C63.10-2013 clause 6.4.

2. The EUT was arranged to its worst case and then turntable (from 0 degree to 360 degrees) to find the maximum reading. A pre-amp and a high pass filter are used for the test in order to get better signal level. Both Horizontal, Face-on and Face-off polarizations of the antenna are set to make the measurement.

3. The EUT was placed on a turntable with 80 cm above ground.

4. The EUT was set 3 meters from the interference receiving antenna, which was mounted on the top of a 1 m height antenna tower.

5. The radiated emission limits are based on measurements employing a CISPR quasi-peak detector except for the frequency bands 9-90 kHz, 110-490 kHz and above 1000 MHz Radiated emission limits in these three bands are based on measurements employing an average detector.

6. For measurement below 1 GHz, the initial step in collecting conducted emission data is a spectrum analyzer peak detector mode pre-scanning the measurement frequency range. Significant peaks are then marked and then Quasi Peak and average detector mode re-measured. If the emission level of the EUT measured by the peak detector is 3 dB lower than the

This report shall not be reproduced except in full, without the written approval of UL Verification Services (Guangzhou) Co., Ltd, Song Shan Lake Branch.

applicable limit, the peak emission level will be reported. Otherwise, the emission measurement will be repeated using the quasi-peak and average detector and reported.

7. Although these tests were performed other than open field site, adequate comparison measurements were confirmed against 30m open field site. Therefore sufficient tests were made to demonstrate that the alternative site produces results that correlate with the ones of tests made in an open field site based on KDB 414788.

8. The limits in CFR 47, Part 15, Subpart C, paragraph 15.209 (a), are identical to those in RSS-GEN Section 8.9, Table 6, since the measurements are performed in terms of magnetic field strength and converted to electric field strength levels (as reported in the table) using the free space impedance of 377Ω. For example, the measurement frequency X kHz resulted in a level of Y dBuV/m, which is equivalent to Y-51.5 = Z dBuA/m, which has the same margin, W dB, to the corresponding RSS-GEN Table 6 limit as it has to be 15.209(a) limit.

This report shall not be reproduced except in full, without the written approval of UL Verification Services (Guangzhou) Co., Ltd, Song Shan Lake Branch.

Below 1 GHz and above 30 MHz

The setting of the spectrum analyzer

RBW	120 kHz
VBW	300 kHz
Sweep	Auto
Detector	Peak/QP
Trace	Max hold

1. The testing follows the guidelines in ANSI C63.10-2013 clause 6.5.

2. The EUT was arranged to its worst case and then tune the antenna tower (from 1 m to 4 m) and turntable (from 0 degree to 360 degrees) to find the maximum reading. A pre-amp and a high pass filter are used for the test in order to get better signal level. Both horizontal and vertical polarizations of the antenna are set to make the measurement.

3. The EUT was placed on a turntable with 80 cm above ground.

4. The EUT was set 3 meters from the interference receiving antenna, which was mounted on the top of a variable height antenna tower.

5. For measurement below 1 GHz, the initial step in collecting conducted emission data is a spectrum analyzer peak detector mode pre-scanning the measurement frequency range. Significant peaks are then marked and then Quasi Peak detector mode re-measured. If the emission level of the EUT measured by the peak detector is 3 dB lower than the applicable limit, the peak emission level will be reported. Otherwise, the emission measurement will be repeated using the quasi-peak detector and reported.

This report shall not be reproduced except in full, without the written approval of UL Verification Services (Guangzhou) Co., Ltd, Song Shan Lake Branch.

Above 1 GHz

The setting of the spectrum analyzer

RBW	1 MHz
VBW	PEAK: 3 MHz AVG: see note 6
Sweep	Auto
Detector	Peak
Trace	Max hold

1. The testing follows the guidelines in KDB 789033 D02 General U-NII Test Procedures New Rules v02r01 section II.G.3 ~ II.G.6.

2. The EUT was arranged to its worst case and then tune the antenna tower (from 1 m to 4 m) and turntable (from 0 degree to 360 degrees) to find the maximum reading. A pre-amp and a high pass filter are used for the test in order to get better signal level. Both horizontal and vertical polarizations of the antenna are set to make the measurement.

3. The EUT was placed on a turntable with 1.5 m above ground.

4. The EUT was set 3 meters from the interference receiving antenna, which was mounted on the top of a variable height antenna tower.

5. For measurement above 1 GHz, the emission measurement will be measured by the peak detector. This peak level, once corrected, must comply with the limit specified in Section 15.209.

6. For measurements above 1 GHz the resolution bandwidth is set to 1 MHz, then the video bandwidth is set to 3 MHz for peak measurements and 1 MHz resolution bandwidth with 1/T video bandwidth with peak detector for average measurements. For the Duty Cycle please refer to clause 7.1. ON TIME AND DUTY CYCLE.

X axis, Y axis, Z axis positions:

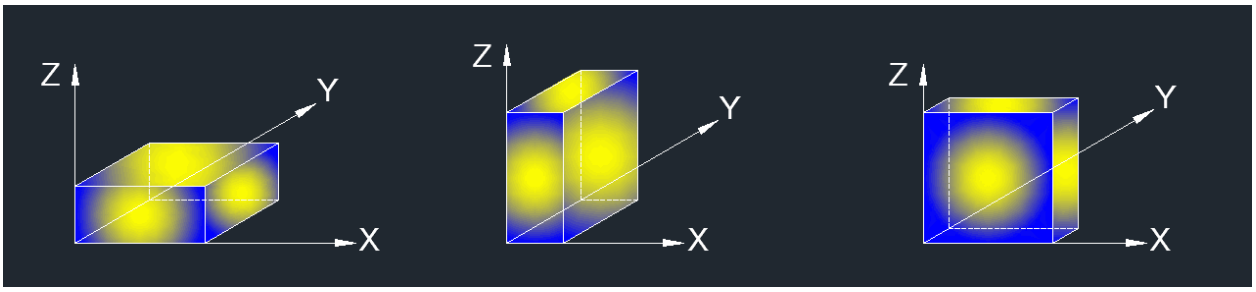

Note 1: For all radiated test, EUT in each of three orthogonal axis emissions had been tested, but only the worst case (X axis) data recorded in the report.

Note 2: The EUT was fully exercised with external accessories during the test. In the case of multiple accessory external ports, an external accessory shall be connected to one of each type of port.

This report shall not be reproduced except in full, without the written approval of UL Verification Services (Guangzhou) Co., Ltd, Song Shan Lake Branch.

For Restricted Bandedge:
Note:
1. Measurement = Reading Level + Correct Factor.
2. If the peak values are less than the average limit of 54 dBuV/m, the average result is deemed to comply with average limit.
3. PK=Peak: Peak detector.
4. AV=Average: VBW=1/Ton, where: Ton is the transmitting duration.
5. For the transmitting duration, please refer to clause 7.1.
6. Only the worst data was recorded, if it complies with the limit, the other emissions deemed to comply with the limit.
7. Both horizontal and vertical have been tested, only the worst data was recorded in the report.
8. All modes have been tested, but only the worst data was recorded in the report.

For Radiate Spurious emission (9 kHz ~ 30 MHz):
Note:
1. Measurement = Reading Level + Correct Factor.
2. If the peak values are less than the QP limit, the QP result is deemed to comply with QP limit.
3. All 3 polarizations (Horizontal, Face-on and Face-off) of the loop antenna had been tested, but only the worst data recorded in the report.
4. All modes have been tested, but only the worst data was recorded in the report.
5. dBuA/m= dBuV/m- 20Log10[120π] = dBuV/m- 51.5

For Radiate Spurious Emission (30 MHz ~ 1 GHz):
Note:
1. Result Level = Read Level + Correct Factor.
2. If the peak values are less than the QP limit, the QP result is deemed to comply with QP limit.
3. All modes have been tested, but only the worst data was recorded in the report.

For Radiate Spurious Emission (1 GHz ~ 7 GHz):
1. Measurement = Reading Level + Correct Factor.
2. If the peak values are less than the average limit of 54 dBuV/m, the average result is deemed to comply with average limit.
3. Peak: Peak detector.
4. AVG: VBW=1/Ton, where: Ton is the transmitting duration.
5. For the transmitting duration, please refer to clause 7.1.
6. Filter losses were only considered in the spurious frequency bands and the authorized band was not corrected for Band reject filter losses.
7. Proper operation of the transmitter prior to adding the filter to the measurement chain.
8. Since non-restricted band peak emissions are less than the average limit, they also comply with the -27 dBm/MHz (68.2 dBuV/m) limit.
9. All modes have been tested, but only the worst data was recorded in the report.

This report shall not be reproduced except in full, without the written approval of UL Verification Services (Guangzhou) Co., Ltd, Song Shan Lake Branch.

For Radiate Spurious Emission (7 GHz ~ 18 GHz):
Note:
1. Peak Result = Reading Level + Correct Factor.
2. If the peak values are less than the average limit of 54 dBuV/m, the average result is deemed to comply with average limit.
3. Peak: Peak detector.
4. AVG: VBW=1/Ton, where: Ton is the transmitting duration.
5. For the transmitting duration, please refer to clause 7.1.
6. Filter losses were only considered in the spurious frequency bands and the authorized band was not corrected for High Pass Filter losses.
7. Proper operation of the transmitter prior to adding the filter to the measurement chain.
8. Since non-restricted band peak emissions are less than the average limit, they also comply with the -27 dBm/MHz (68.2 dBuV/m) limit.
9. All modes have been tested, but only the worst data was recorded in the report.

For Radiate Spurious emission (18 GHz ~ 26 GHz):
Note:
1. Measurement = Reading Level + Correct Factor.
2. If the peak values are less than the average limit of 54 dBuV/m, the average result is deemed to comply with average limit.
3. Peak: Peak detector.
4. All modes have been tested, but only the worst data was recorded in the report.

For Radiate Spurious emission (26 GHz ~ 40 GHz):
Note:
1. Measurement = Reading Level + Correct Factor.
2. If the peak values are less than the average limit of 54 dBuV/m, the average result is deemed to comply with average limit.
3. Peak: Peak detector.
4. All modes have been tested, but only the worst data was recorded in the report.

TEST SETUP

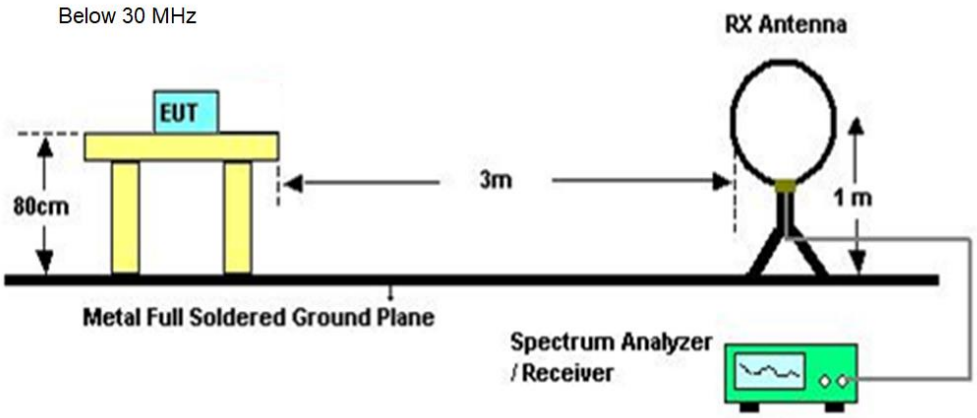

This report shall not be reproduced except in full, without the written approval of UL Verification Services (Guangzhou) Co., Ltd, Song Shan Lake Branch.

Below 1 GHz and above 30 MHz

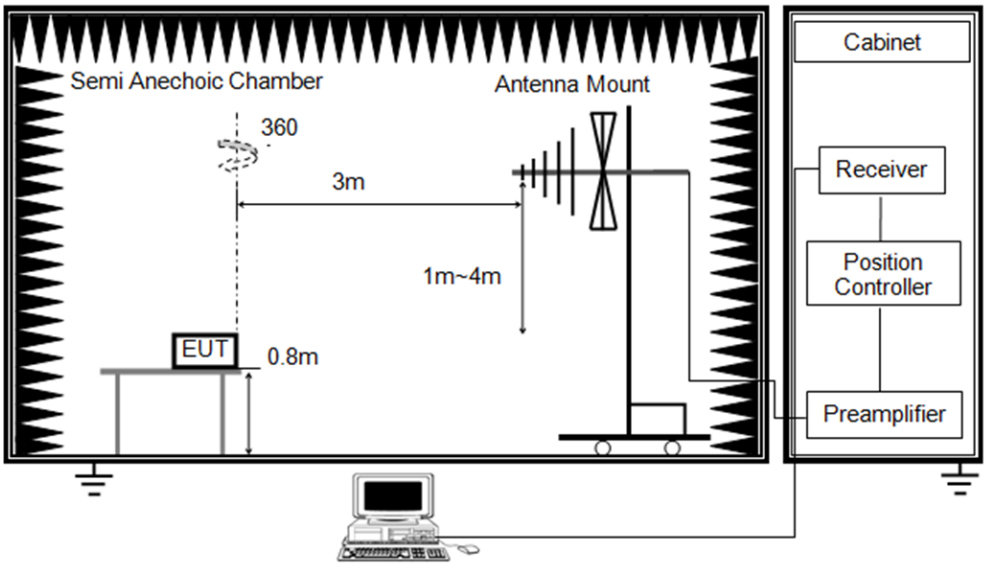

Above 1GHz

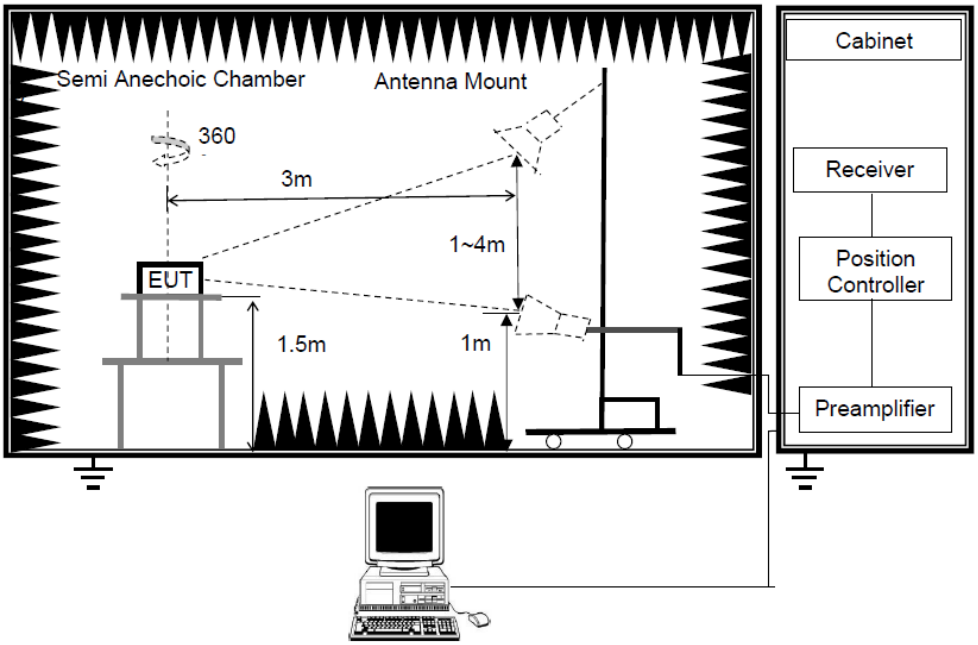

TEST ENVIRONMENT

Temperature	20.6℃	Relative Humidity	59.4%
Atmosphere Pressure	101kPa	Test Voltage	DC 12V

TEST DATE / ENGINEER

Test Date	March 10, 2025	Test By	Mason Wang

This report shall not be reproduced except in full, without the written approval of UL Verification Services (Guangzhou) Co., Ltd, Song Shan Lake Branch.

TEST RESULTS

8.1. RESTRICTED BANDEDGE

Test Mode:	802.11a 20 PK	Frequency(MHz):	5180
Polarity:	Horizontal	Test Voltage:	DC 12V

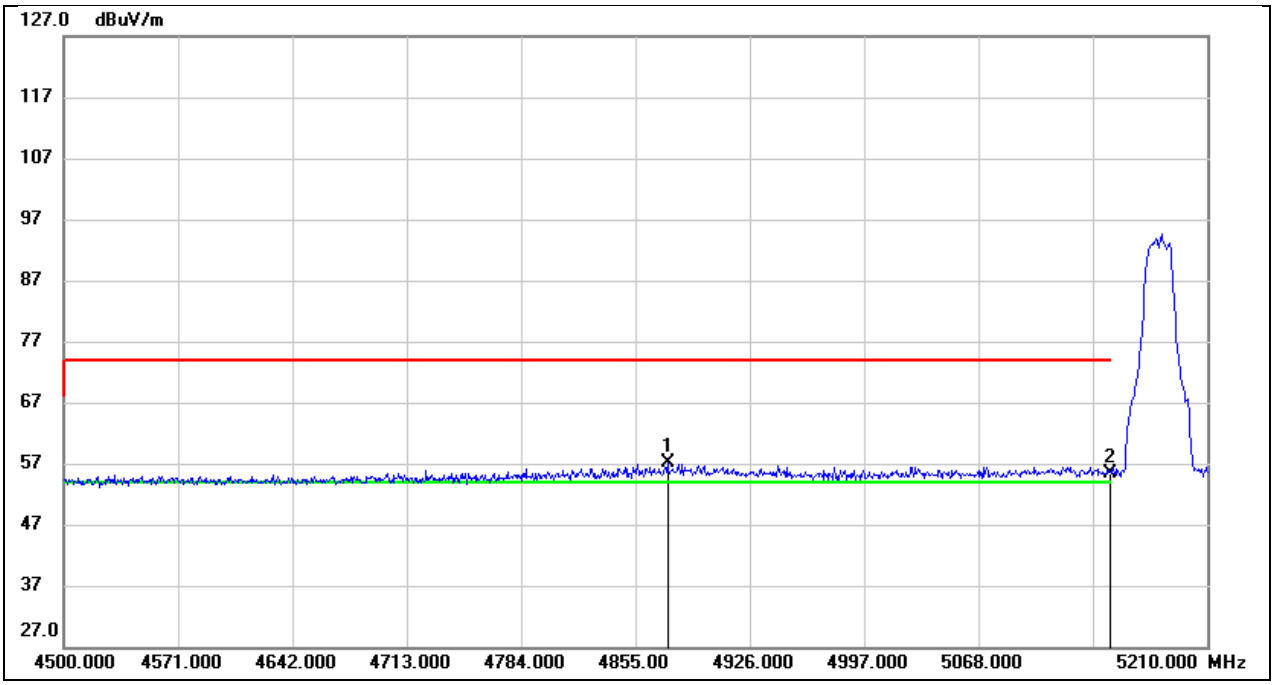

No.	Frequency (MHz)	Reading (dBuV)	Correct (dB/m)	Result (dBuV/m)	Limit (dBuV/m)	Margin (dB)	Remark
1	4874.880	18.72	38.35	57.07	74.00	-16.93	peak
2	5150.000	16.43	38.84	55.27	74.00	-18.73	peak

This report shall not be reproduced except in full, without the written approval of UL Verification Services (Guangzhou) Co., Ltd, Song Shan Lake Branch.

Test Mode:	802.11a 20 AV	Frequency(MHz):	5180
Polarity:	Horizontal	Test Voltage:	DC 12V

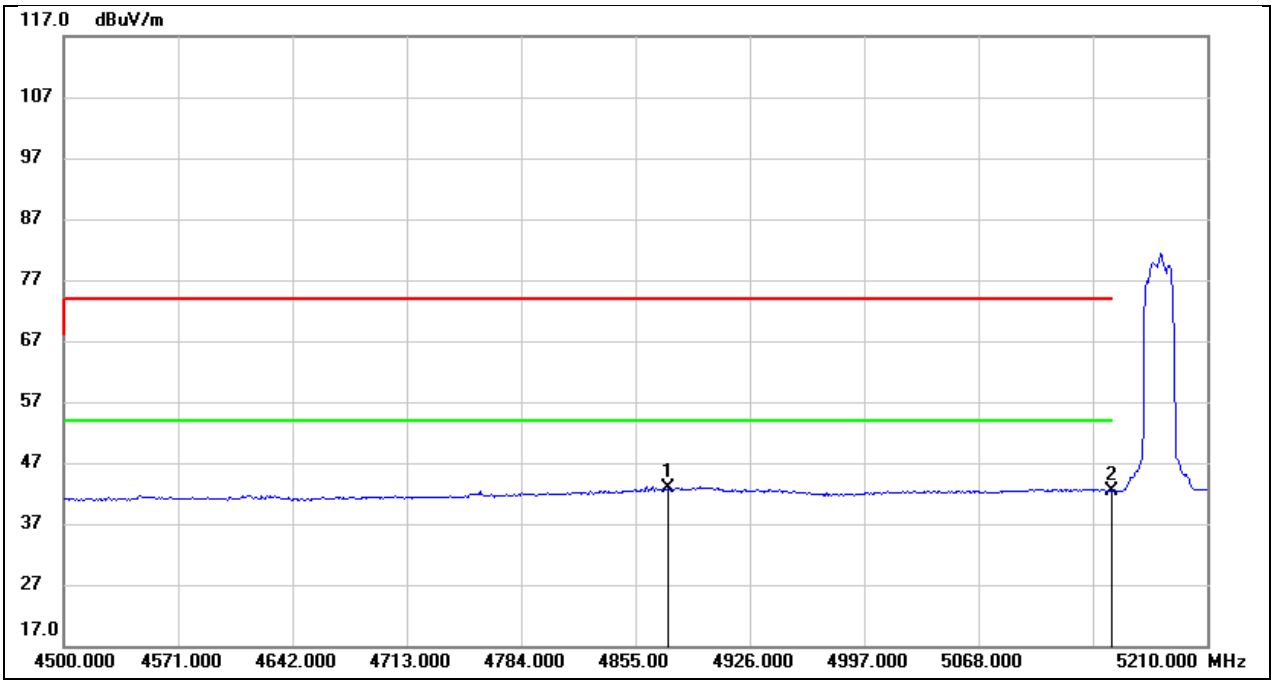

No.	Frequency (MHz)	Reading (dBuV)	Correct (dB/m)	Result (dBuV/m)	Limit (dBuV/m)	Margin (dB)	Remark
1	4874.880	4.43	38.35	42.78	54.00	-11.22	AVG
2	5150.000	3.61	38.84	42.45	54.00	-11.55	AVG

This report shall not be reproduced except in full, without the written approval of UL Verification Services (Guangzhou) Co., Ltd, Song Shan Lake Branch.

Test Mode:	802.11a 20 PK	Frequency(MHz):	5180
Polarity:	Vertical	Test Voltage:	DC 12V

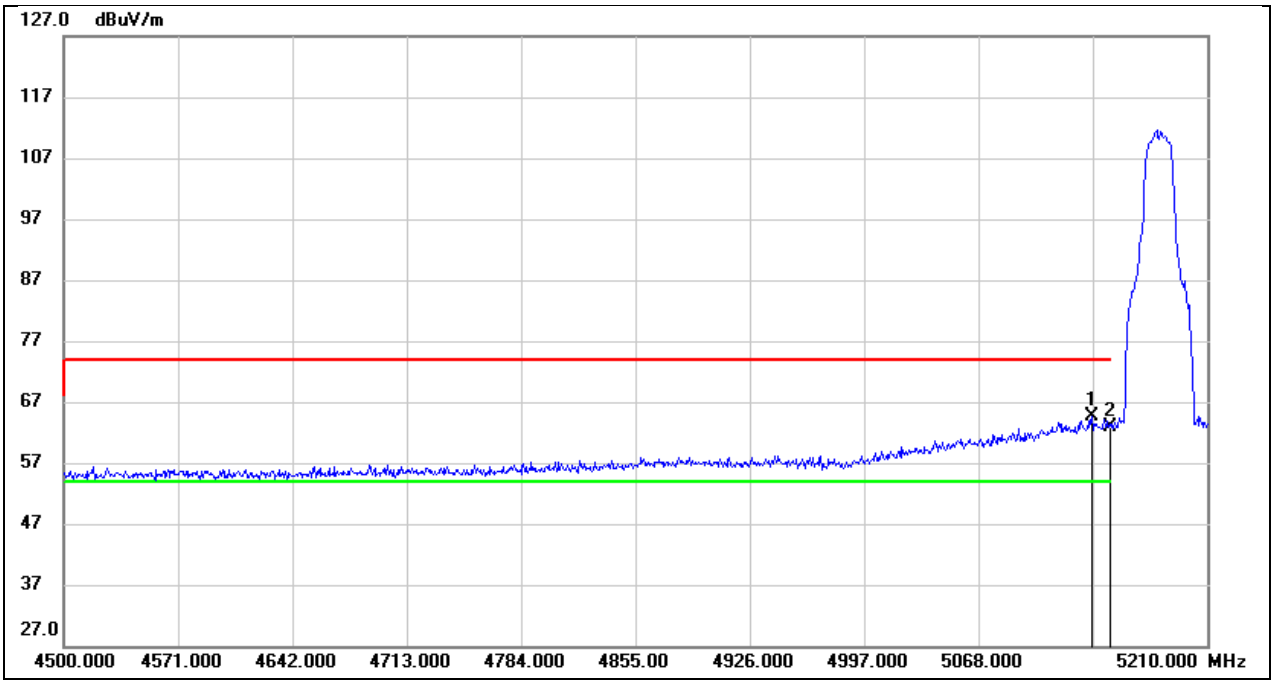

No.	Frequency (MHz)	Reading (dBuV)	Correct (dB/m)	Result (dBuV/m)	Limit (dBuV/m)	Margin (dB)	Remark
1	5138.290	24.53	40.03	64.56	74.00	-9.44	peak
2	5150.000	22.89	40.04	62.93	74.00	-11.07	peak

This report shall not be reproduced except in full, without the written approval of UL Verification Services (Guangzhou) Co., Ltd, Song Shan Lake Branch.

Test Mode:	802.11a 20 AV	Frequency(MHz):	5180
Polarity:	Vertical	Test Voltage:	DC 12V

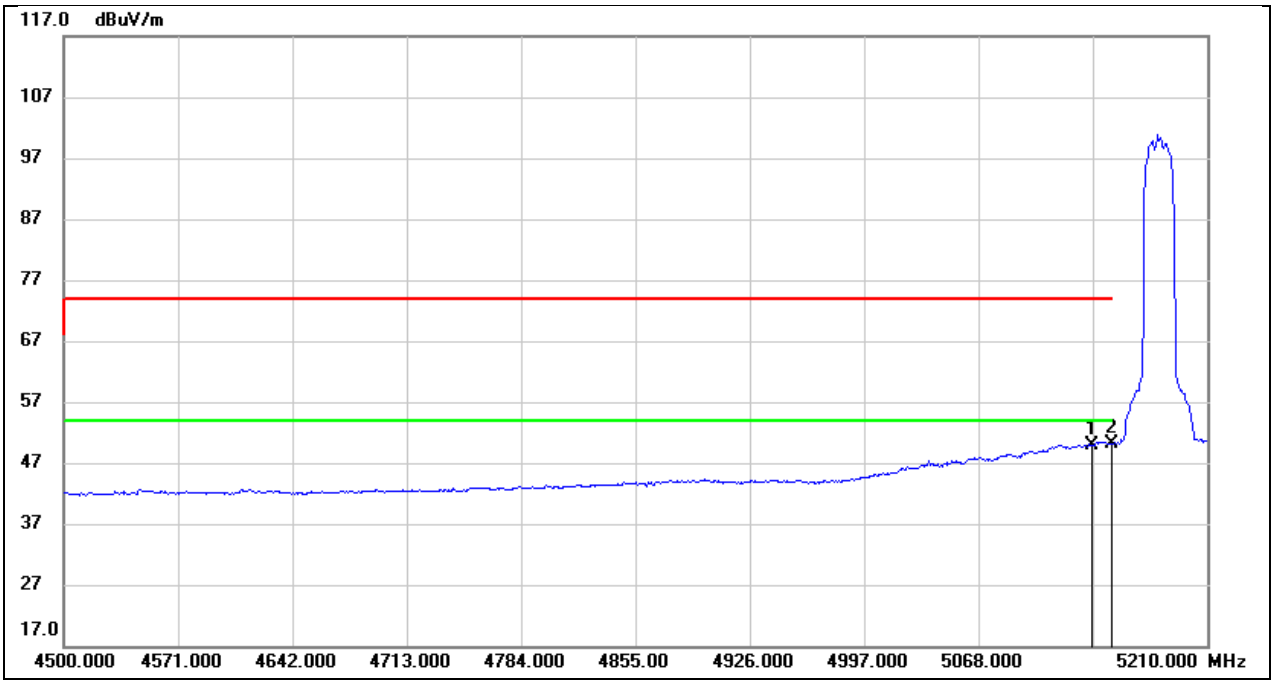

No.	Frequency (MHz)	Reading (dBuV)	Correct (dB/m)	Result (dBuV/m)	Limit (dBuV/m)	Margin (dB)	Remark
1	5138.290	9.81	40.03	49.84	54.00	-4.16	AVG
2	5150.000	10.18	40.04	50.22	54.00	-3.78	AVG

This report shall not be reproduced except in full, without the written approval of UL Verification Services (Guangzhou) Co., Ltd, Song Shan Lake Branch.

Test Mode:	802.11a 20 PK	Frequency(MHz):	5240
Polarity:	Vertical	Test Voltage:	DC 12V

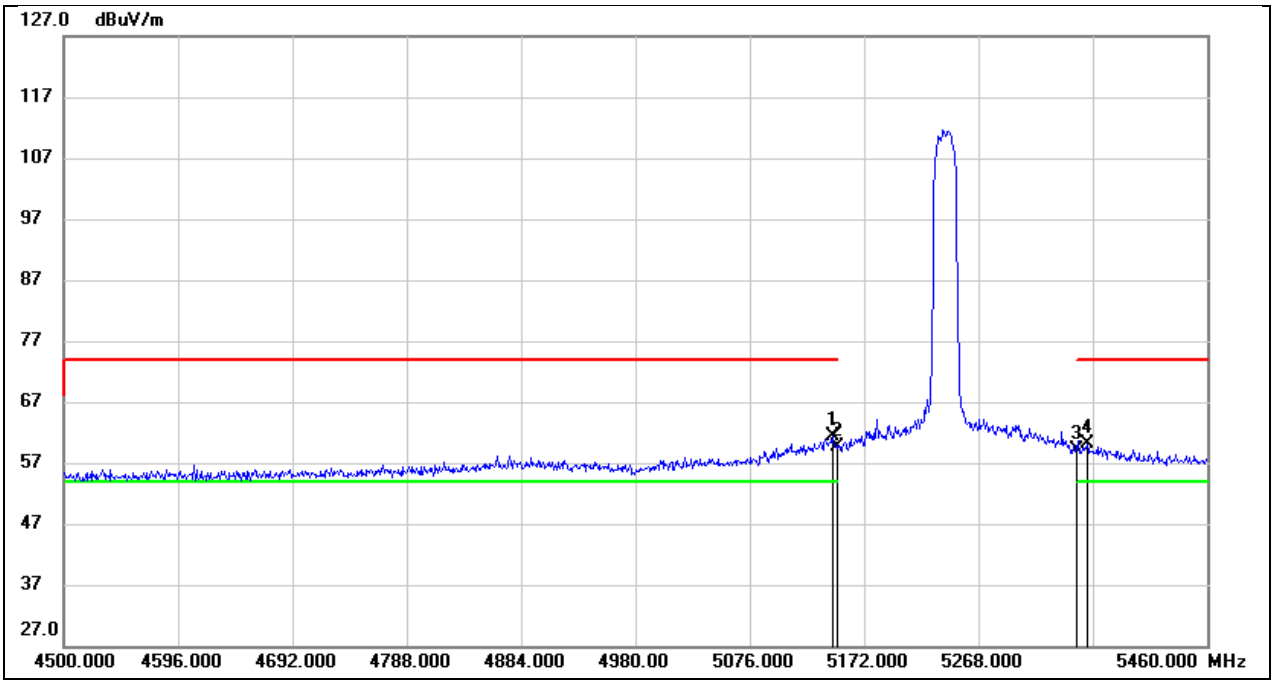

No.	Frequency (MHz)	Reading (dBuV)	Correct (dB/m)	Result (dBuV/m)	Limit (dBuV/m)	Margin (dB)	Remark
1	5145.120	21.23	40.03	61.26	74.00	-12.74	peak
2	5150.000	19.64	40.04	59.68	74.00	-14.32	peak
3	5350.000	18.72	40.49	59.21	74.00	-14.79	peak
4	5359.200	19.56	40.52	60.08	74.00	-13.92	peak

This report shall not be reproduced except in full, without the written approval of UL Verification Services (Guangzhou) Co., Ltd, Song Shan Lake Branch.

Test Mode:	802.11a 20 AV	Frequency(MHz):	5240
Polarity:	Vertical	Test Voltage:	DC 12V

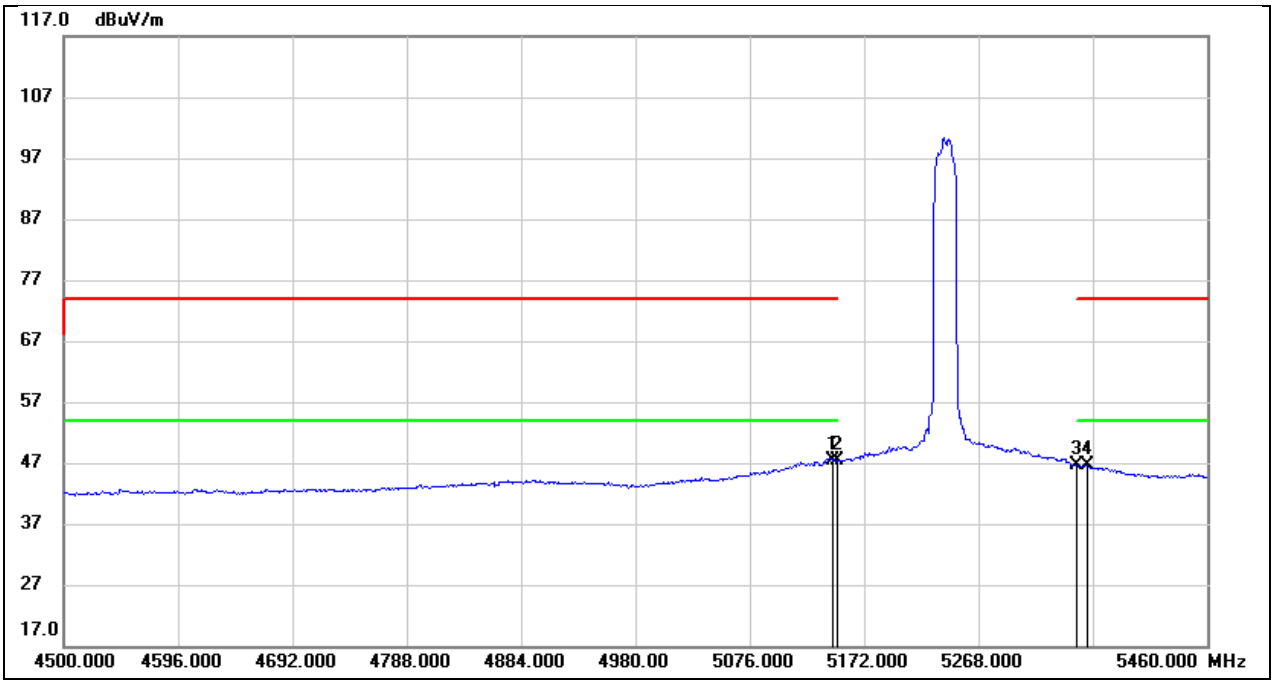

No.	Frequency (MHz)	Reading (dBuV)	Correct (dB/m)	Result (dBuV/m)	Limit (dBuV/m)	Margin (dB)	Remark
1	5145.120	7.34	40.03	47.37	54.00	-6.63	AVG
2	5150.000	7.28	40.04	47.32	54.00	-6.68	AVG
3	5350.000	6.10	40.49	46.59	54.00	-7.41	AVG
4	5359.200	6.18	40.52	46.70	54.00	-7.30	AVG

This report shall not be reproduced except in full, without the written approval of UL Verification Services (Guangzhou) Co., Ltd, Song Shan Lake Branch.

Test Mode:	802.11a 20 PK	Frequency(MHz):	5260
Polarity:	Vertical	Test Voltage:	DC 12V

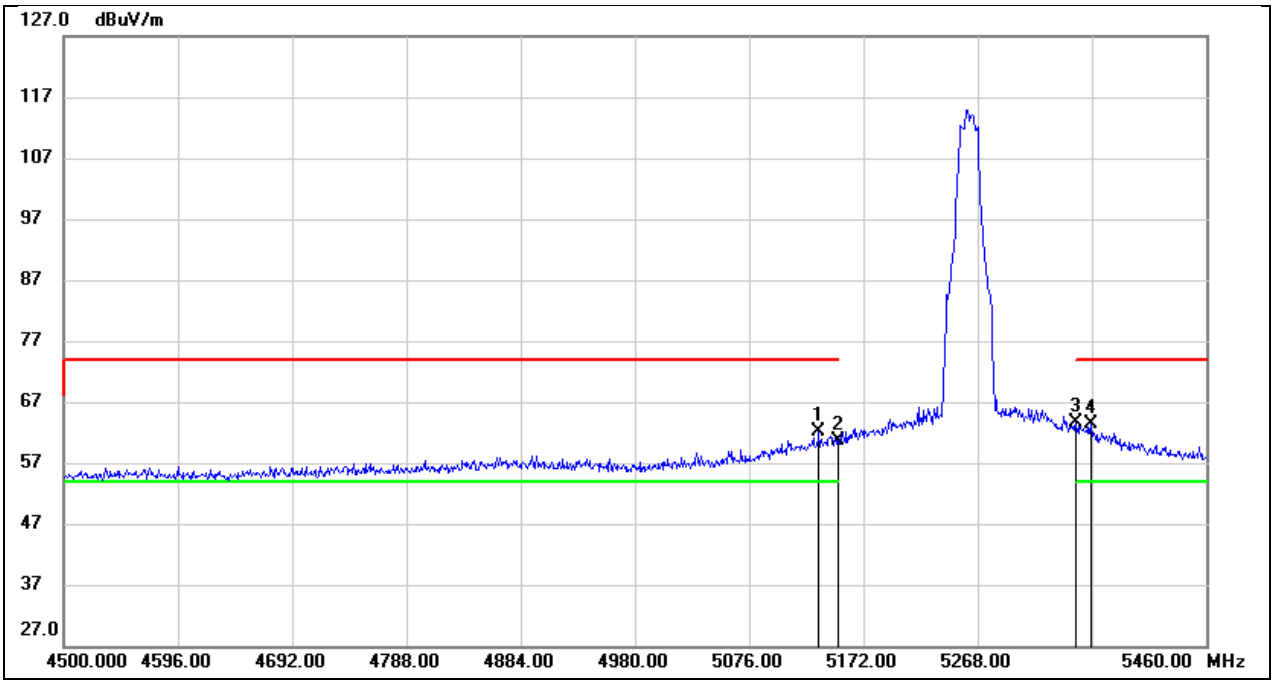

No.	Frequency (MHz)	Reading (dBuV)	Correct (dB/m)	Result (dBuV/m)	Limit (dBuV/m)	Margin (dB)	Remark
1	5134.560	22.20	40.01	62.21	74.00	-11.79	peak
2	5150.000	20.48	40.04	60.52	74.00	-13.48	peak
3	5350.000	23.04	40.49	63.53	74.00	-10.47	peak
4	5363.040	22.94	40.53	63.47	74.00	-10.53	peak

This report shall not be reproduced except in full, without the written approval of UL Verification Services (Guangzhou) Co., Ltd, Song Shan Lake Branch.

Test Mode:	802.11a 20 AV	Frequency(MHz):	5260
Polarity:	Vertical	Test Voltage:	DC 12V

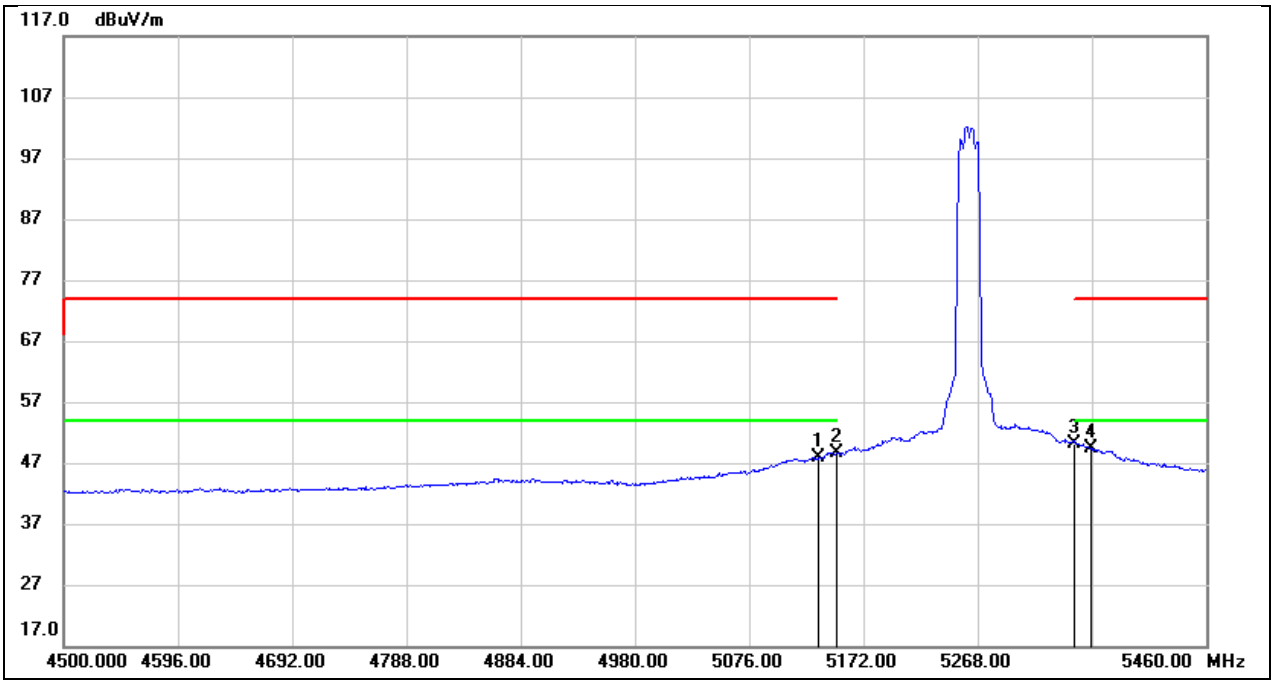

No.	Frequency (MHz)	Reading (dBuV)	Correct (dB/m)	Result (dBuV/m)	Limit (dBuV/m)	Margin (dB)	Remark
1	5134.560	7.81	40.01	47.82	54.00	-6.18	AVG
2	5150.000	8.64	40.04	48.68	54.00	-5.32	AVG
3	5350.000	9.72	40.49	50.21	54.00	-3.79	AVG
4	5363.040	8.87	40.53	49.40	54.00	-4.60	AVG

This report shall not be reproduced except in full, without the written approval of UL Verification Services (Guangzhou) Co., Ltd, Song Shan Lake Branch.

Test Mode:	802.11a 20 PK	Frequency(MHz):	5320
Polarity:	Vertical	Test Voltage:	DC 12V

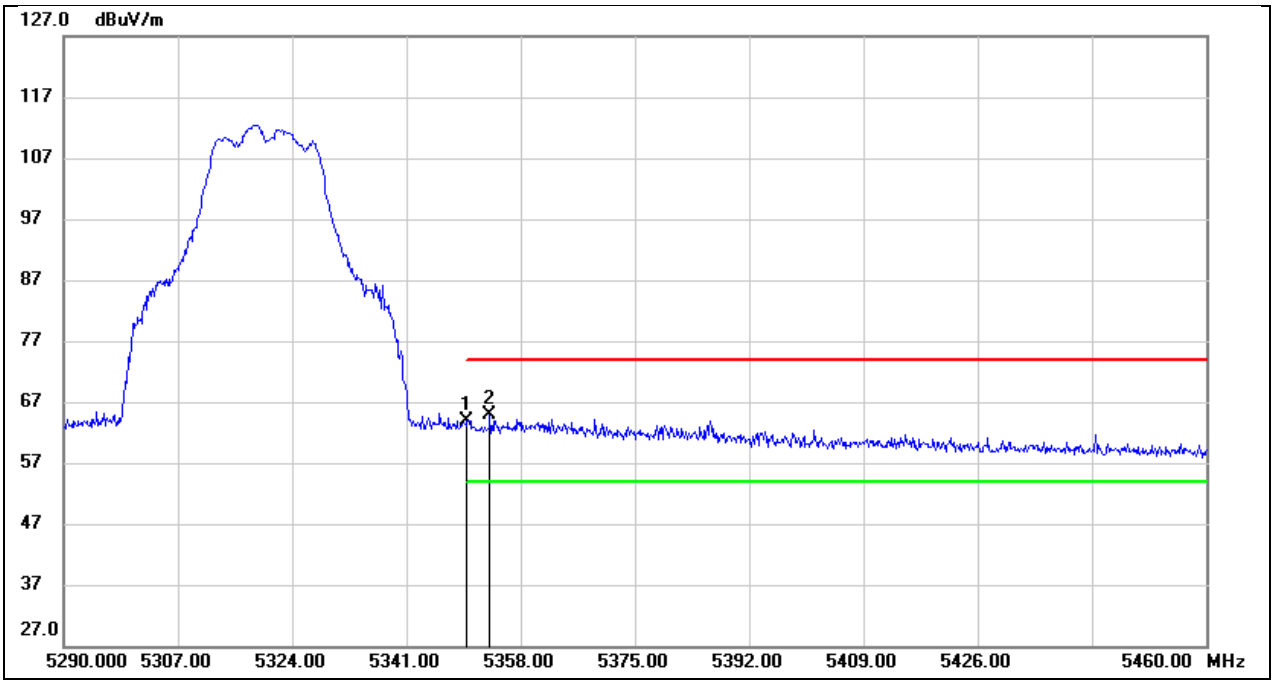

No.	Frequency (MHz)	Reading (dBuV)	Correct (dB/m)	Result (dBuV/m)	Limit (dBuV/m)	Margin (dB)	Remark
1	5350.000	23.30	40.49	63.79	74.00	-10.21	peak
2	5353.410	24.47	40.50	64.97	74.00	-9.03	peak

This report shall not be reproduced except in full, without the written approval of UL Verification Services (Guangzhou) Co., Ltd, Song Shan Lake Branch.

Test Mode:	802.11a 20 AV	Frequency(MHz):	5320
Polarity:	Vertical	Test Voltage:	DC 12V

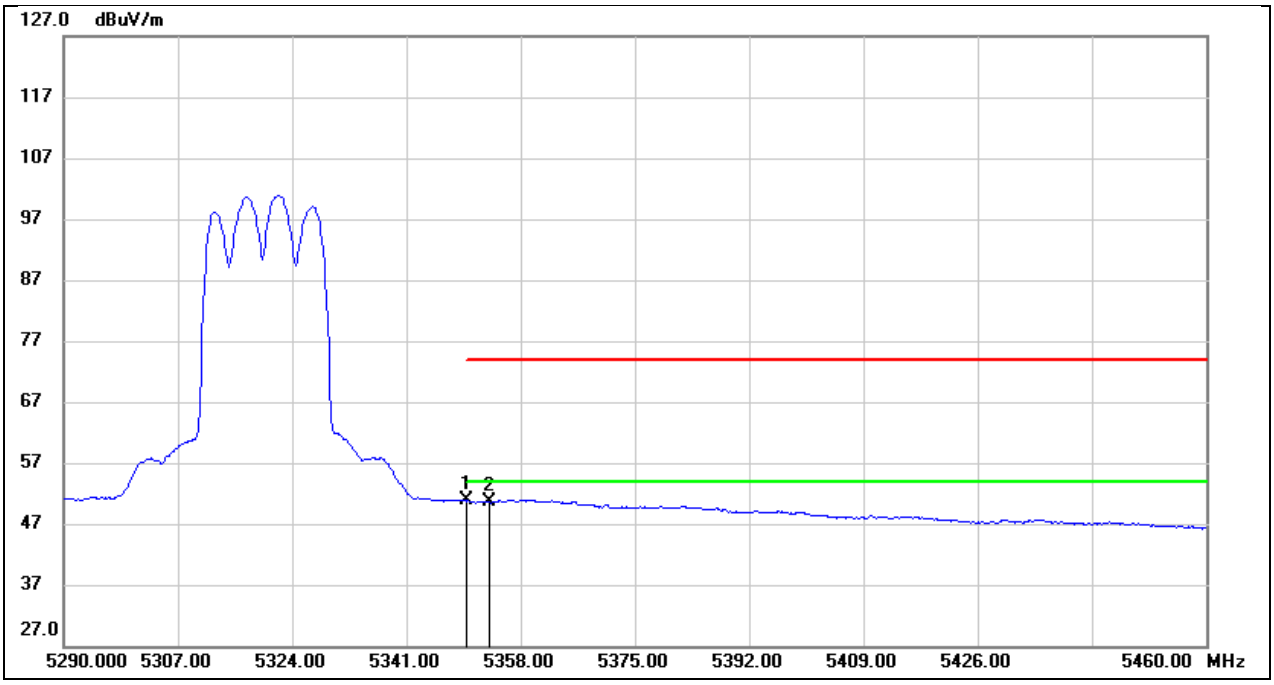

No.	Frequency (MHz)	Reading (dBuV)	Correct (dB/m)	Result (dBuV/m)	Limit (dBuV/m)	Margin (dB)	Remark
1	5350.000	10.30	40.49	50.79	54.00	-3.21	AVG
2	5353.410	10.08	40.50	50.58	54.00	-3.42	AVG

This report shall not be reproduced except in full, without the written approval of UL Verification Services (Guangzhou) Co., Ltd, Song Shan Lake Branch.

Test Mode:	802.11a 20 PK	Frequency(MHz):	5500
Polarity:	Vertical	Test Voltage:	DC 12V

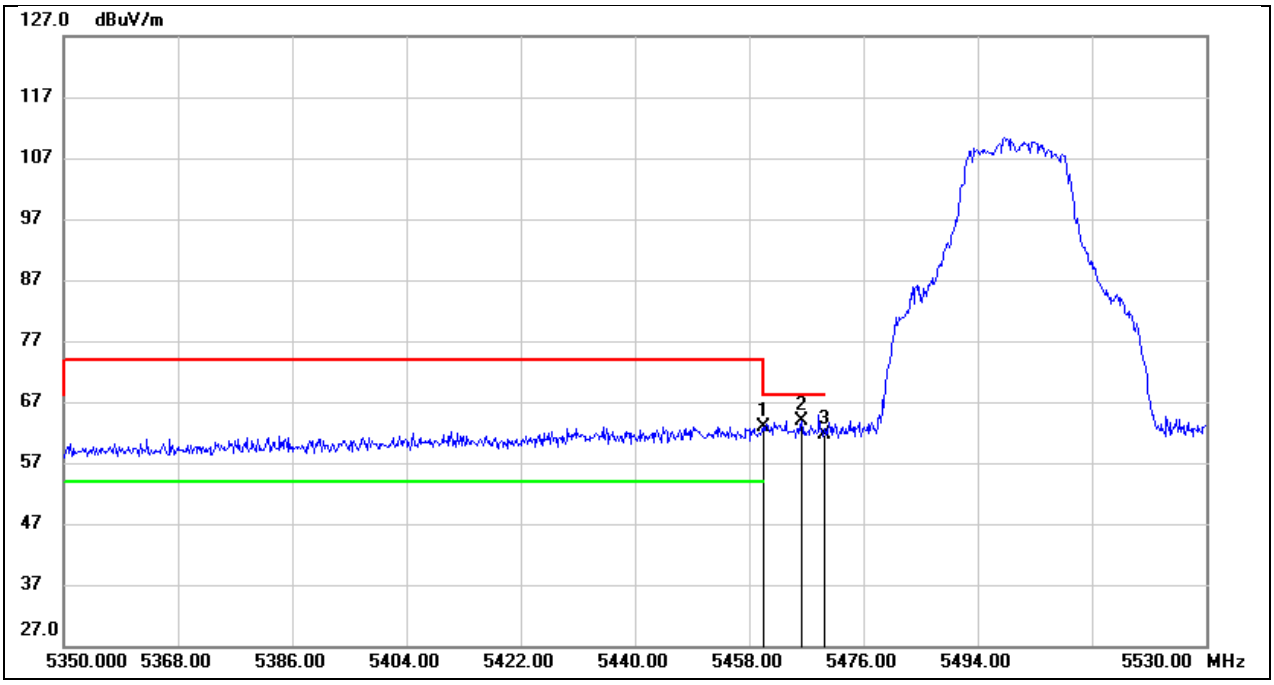

No.	Frequency (MHz)	Reading (dBuV)	Correct (dB/m)	Result (dBuV/m)	Limit (dBuV/m)	Margin (dB)	Remark
1	5460.000	22.18	40.76	62.94	74.00	-11.06	peak
2	5466.280	23.06	40.78	63.84	68.20	-4.36	peak
3	5470.000	20.76	40.78	61.54	68.20	-6.66	peak

This report shall not be reproduced except in full, without the written approval of UL Verification Services (Guangzhou) Co., Ltd, Song Shan Lake Branch.

Test Mode:	802.11a 20 AV	Frequency(MHz):	5500
Polarity:	Vertical	Test Voltage:	DC 12V

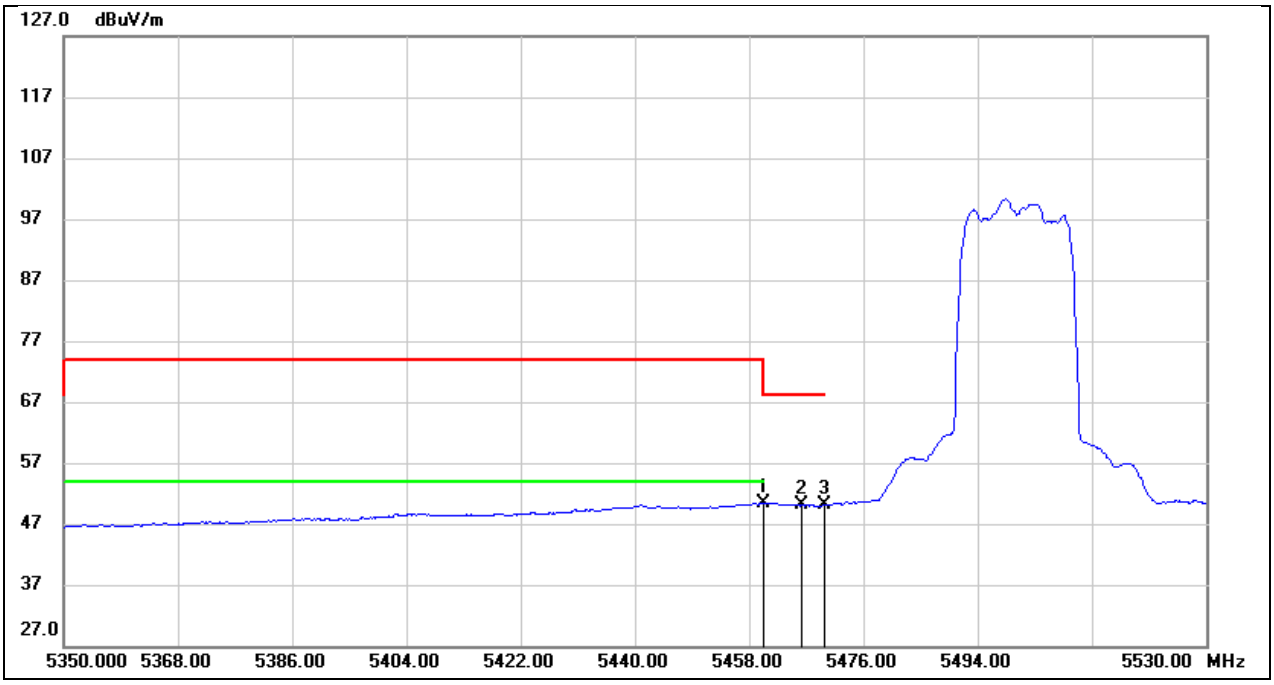

No.	Frequency (MHz)	Reading (dBuV)	Correct (dB/m)	Result (dBuV/m)	Limit (dBuV/m)	Margin (dB)	Remark
1	5460.000	9.68	40.76	50.44	54.00	-3.56	AVG
2	5466.280	9.23	40.78	50.01	/	/	AVG
3	5470.000	9.34	40.78	50.12	/	/	AVG

This report shall not be reproduced except in full, without the written approval of UL Verification Services (Guangzhou) Co., Ltd, Song Shan Lake Branch.

Test Mode:	802.11a 20 PK	Frequency(MHz):	5700
Polarity:	Vertical	Test Voltage:	DC 12V

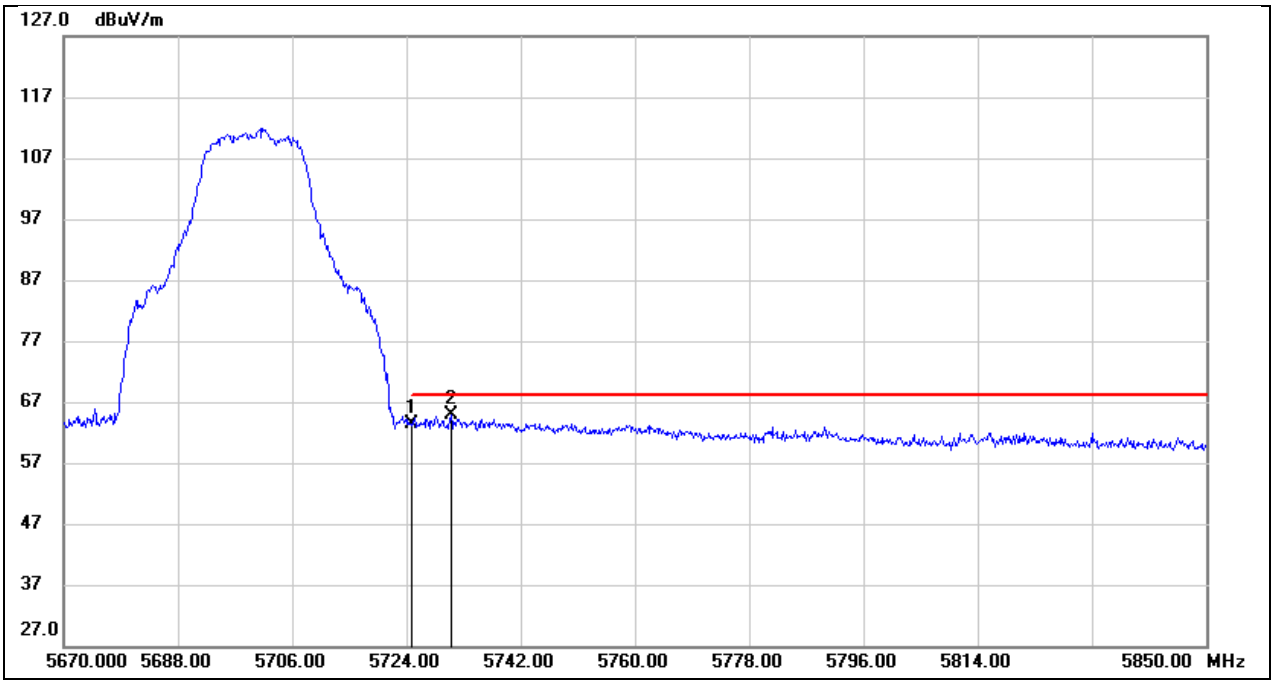

No.	Frequency (MHz)	Reading (dBuV)	Correct (dB/m)	Result (dBuV/m)	Limit (dBuV/m)	Margin (dB)	Remark
1	5725.000	22.20	41.20	63.40	68.20	-4.80	peak
2	5731.020	23.59	41.20	64.79	68.20	-3.41	peak

This report shall not be reproduced except in full, without the written approval of UL Verification Services (Guangzhou) Co., Ltd, Song Shan Lake Branch.

Test Mode:	802.11a 20 PK	Frequency(MHz):	5745
Polarity:	Vertical	Test Voltage:	DC 12V

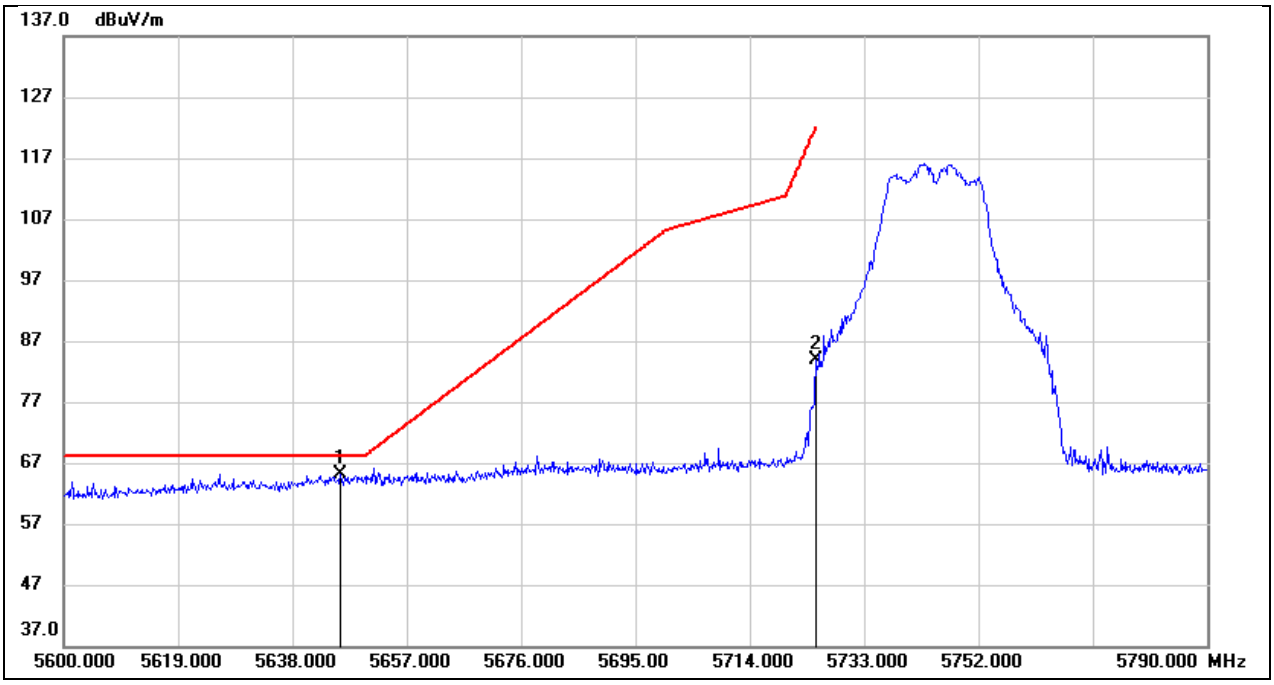

No.	Frequency (MHz)	Reading (dBuV)	Correct (dB/m)	Result (dBuV/m)	Limit (dBuV/m)	Margin (dB)	Remark
1	5645.980	23.98	41.13	65.11	68.20	-3.09	peak
2	5725.000	42.56	41.20	83.76	122.20	-38.44	peak

This report shall not be reproduced except in full, without the written approval of UL Verification Services (Guangzhou) Co., Ltd, Song Shan Lake Branch.

Test Mode:	802.11a 20 PK	Frequency(MHz):	5825
Polarity:	Vertical	Test Voltage:	DC 12V

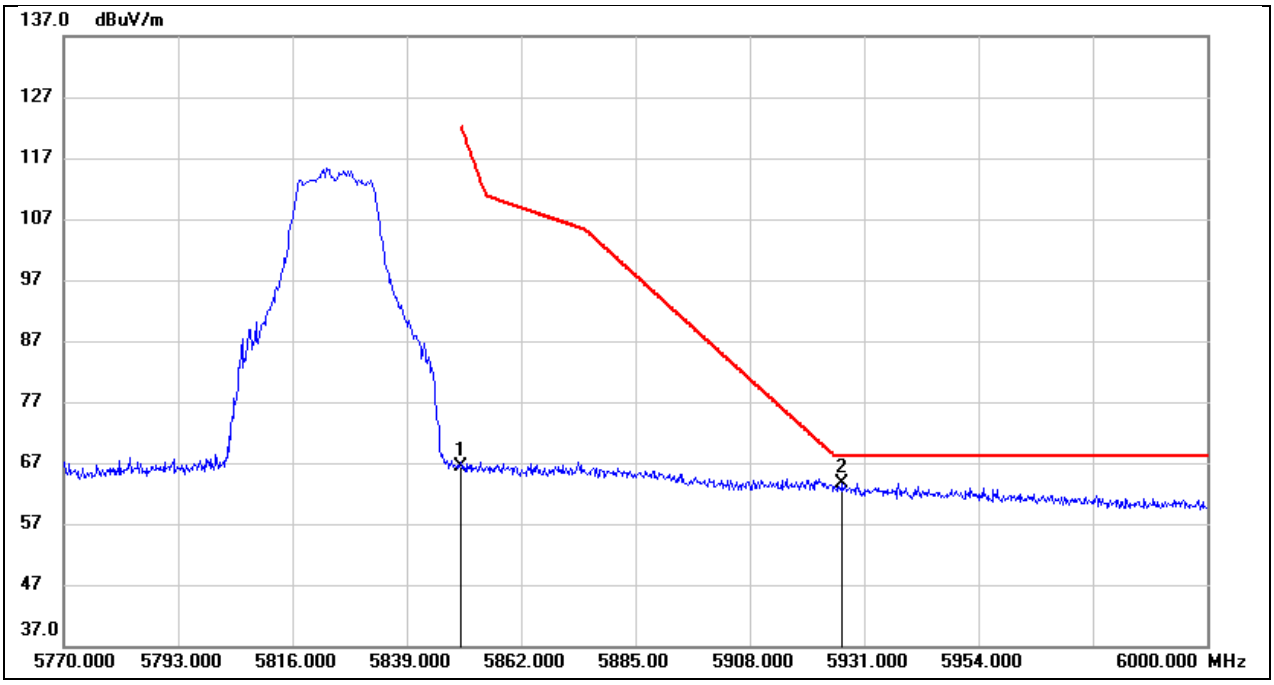

No.	Frequency (MHz)	Reading (dBuV)	Correct (dB/m)	Result (dBuV/m)	Limit (dBuV/m)	Margin (dB)	Remark
1	5850.000	24.93	41.36	66.29	122.20	-55.91	peak
2	5926.630	22.20	41.50	63.70	68.20	-4.50	peak

This report shall not be reproduced except in full, without the written approval of UL Verification Services (Guangzhou) Co., Ltd, Song Shan Lake Branch.

Test Mode:	802.11n HT20 PK	Frequency(MHz):	5180
Polarity:	Vertical	Test Voltage:	DC 12V

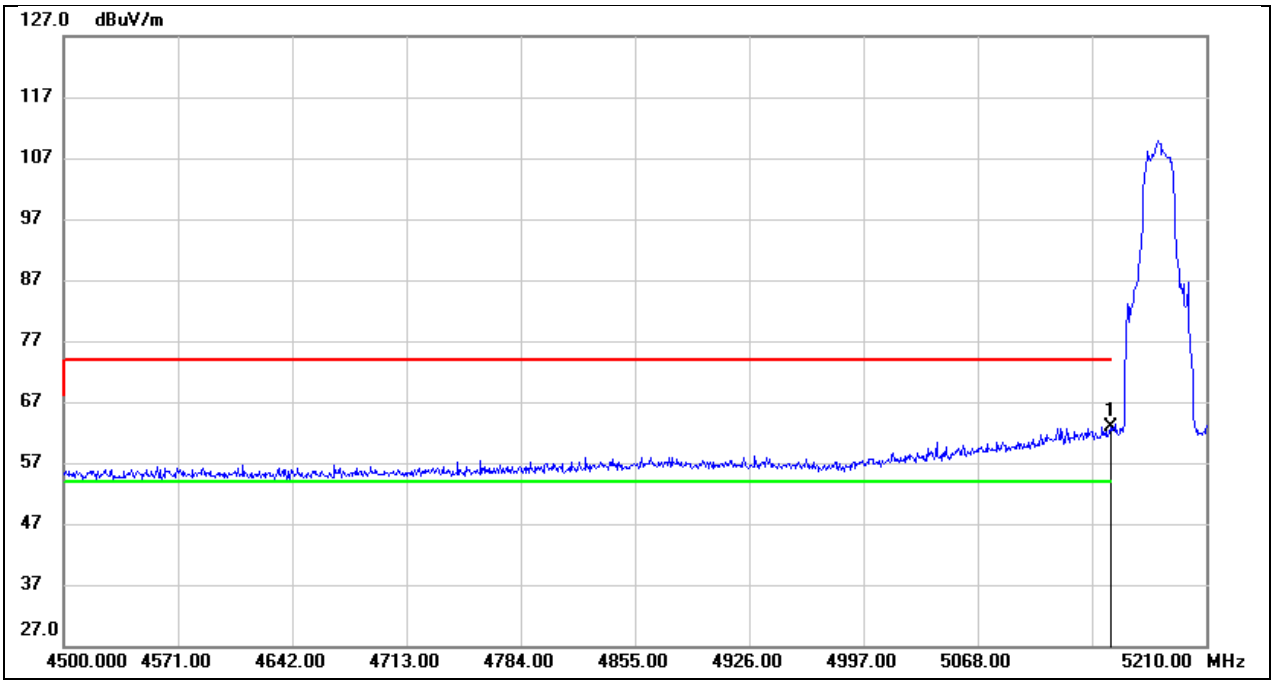

No.	Frequency (MHz)	Reading (dBuV)	Correct (dB/m)	Result (dBuV/m)	Limit (dBuV/m)	Margin (dB)	Remark
1	5150.000	22.94	40.04	62.98	74.00	-11.02	peak

This report shall not be reproduced except in full, without the written approval of UL Verification Services (Guangzhou) Co., Ltd, Song Shan Lake Branch.

Test Mode:	802.11n HT20 AV	Frequency(MHz):	5180
Polarity:	Vertical	Test Voltage:	DC 12V

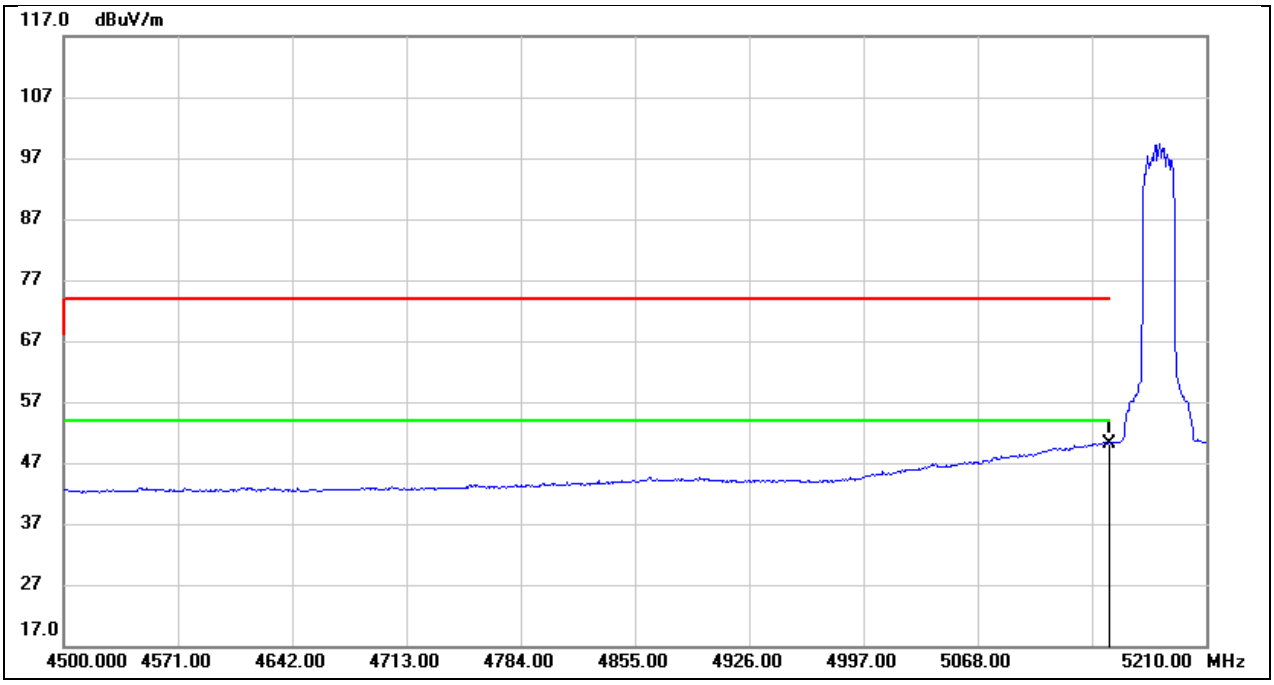

No.	Frequency (MHz)	Reading (dBuV)	Correct (dB/m)	Result (dBuV/m)	Limit (dBuV/m)	Margin (dB)	Remark
1	5150.000	10.13	40.04	50.17	54.00	-3.83	AVG

This report shall not be reproduced except in full, without the written approval of UL Verification Services (Guangzhou) Co., Ltd, Song Shan Lake Branch.

Test Mode:	802.11n HT20 PK	Frequency(MHz):	5240
Polarity:	Vertical	Test Voltage:	DC 12V

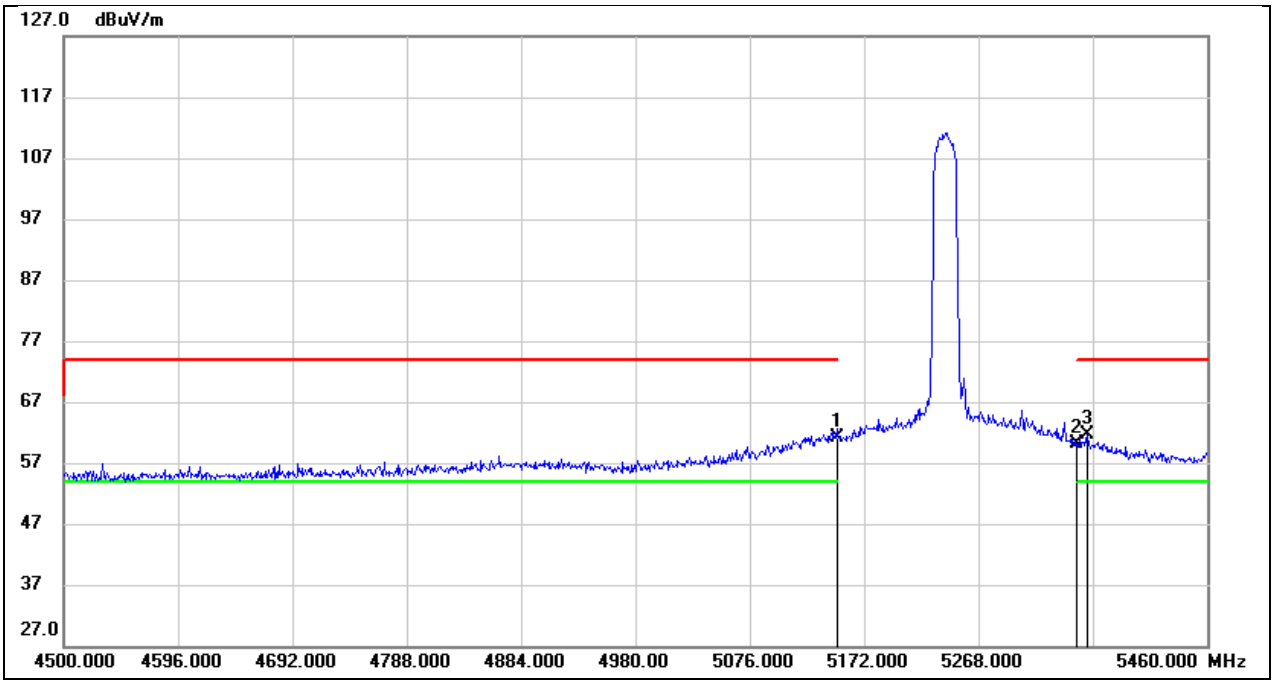

No.	Frequency (MHz)	Reading (dBuV)	Correct (dB/m)	Result (dBuV/m)	Limit (dBuV/m)	Margin (dB)	Remark
1	5150.000	21.05	40.04	61.09	74.00	-12.91	peak
2	5350.000	19.71	40.49	60.20	74.00	-13.80	peak
3	5359.200	21.07	40.52	61.59	74.00	-12.41	peak

This report shall not be reproduced except in full, without the written approval of UL Verification Services (Guangzhou) Co., Ltd, Song Shan Lake Branch.

Test Mode:	802.11n HT20 AV	Frequency(MHz):	5240
Polarity:	Vertical	Test Voltage:	DC 12V

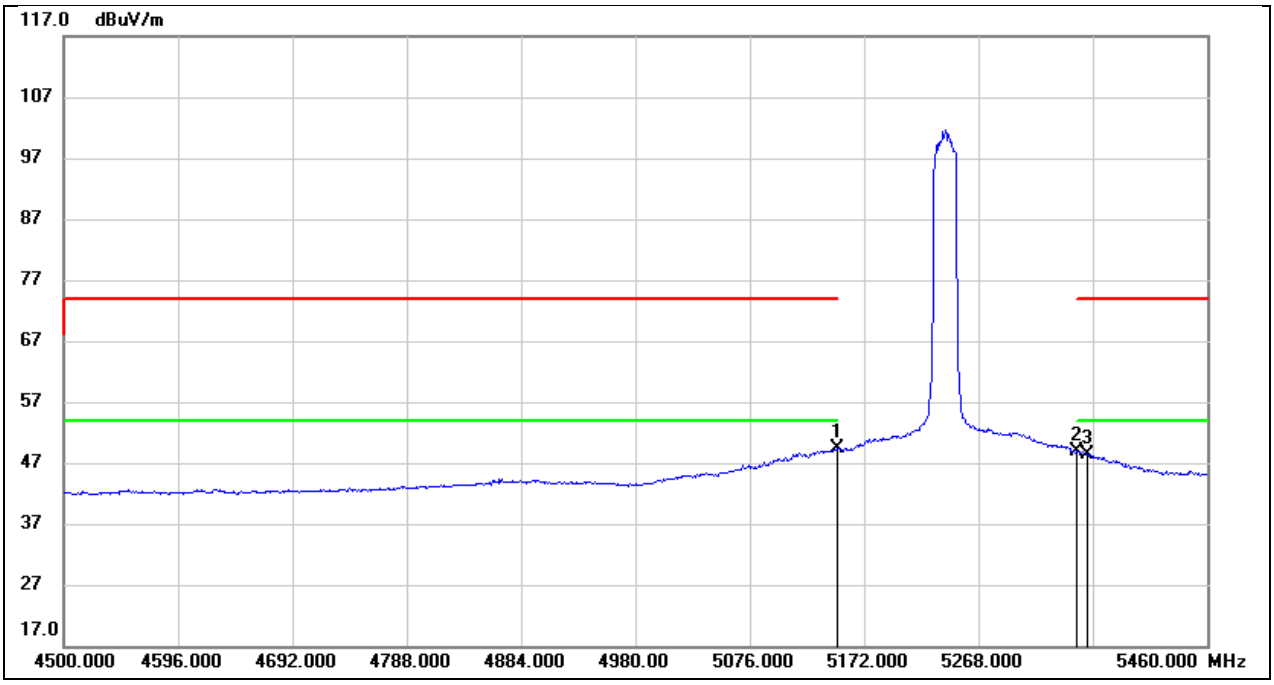

No.	Frequency (MHz)	Reading (dBuV)	Correct (dB/m)	Result (dBuV/m)	Limit (dBuV/m)	Margin (dB)	Remark
1	5150.000	9.23	40.04	49.27	54.00	-4.73	AVG
2	5350.000	8.30	40.49	48.79	54.00	-5.21	AVG
3	5359.200	7.79	40.52	48.31	54.00	-5.69	AVG

This report shall not be reproduced except in full, without the written approval of UL Verification Services (Guangzhou) Co., Ltd, Song Shan Lake Branch.

Test Mode:	802.11n HT20 PK	Frequency(MHz):	5260
Polarity:	Vertical	Test Voltage:	DC 12V

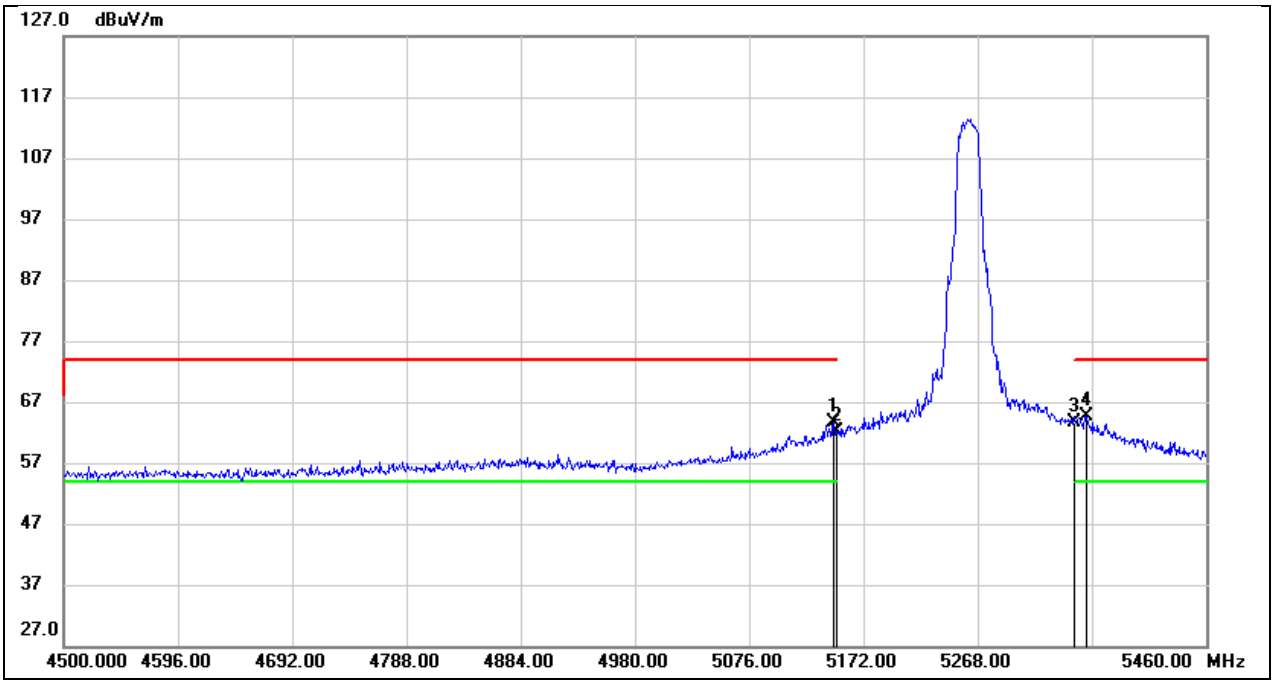

No.	Frequency (MHz)	Reading (dBuV)	Correct (dB/m)	Result (dBuV/m)	Limit (dBuV/m)	Margin (dB)	Remark
1	5147.040	23.54	40.04	63.58	74.00	-10.42	peak
2	5150.000	22.13	40.04	62.17	74.00	-11.83	peak
3	5350.000	23.22	40.49	63.71	74.00	-10.29	peak
4	5359.200	24.11	40.52	64.63	74.00	-9.37	peak

This report shall not be reproduced except in full, without the written approval of UL Verification Services (Guangzhou) Co., Ltd, Song Shan Lake Branch.

Test Mode:	802.11n HT20 AV	Frequency(MHz):	5260
Polarity:	Vertical	Test Voltage:	DC 12V

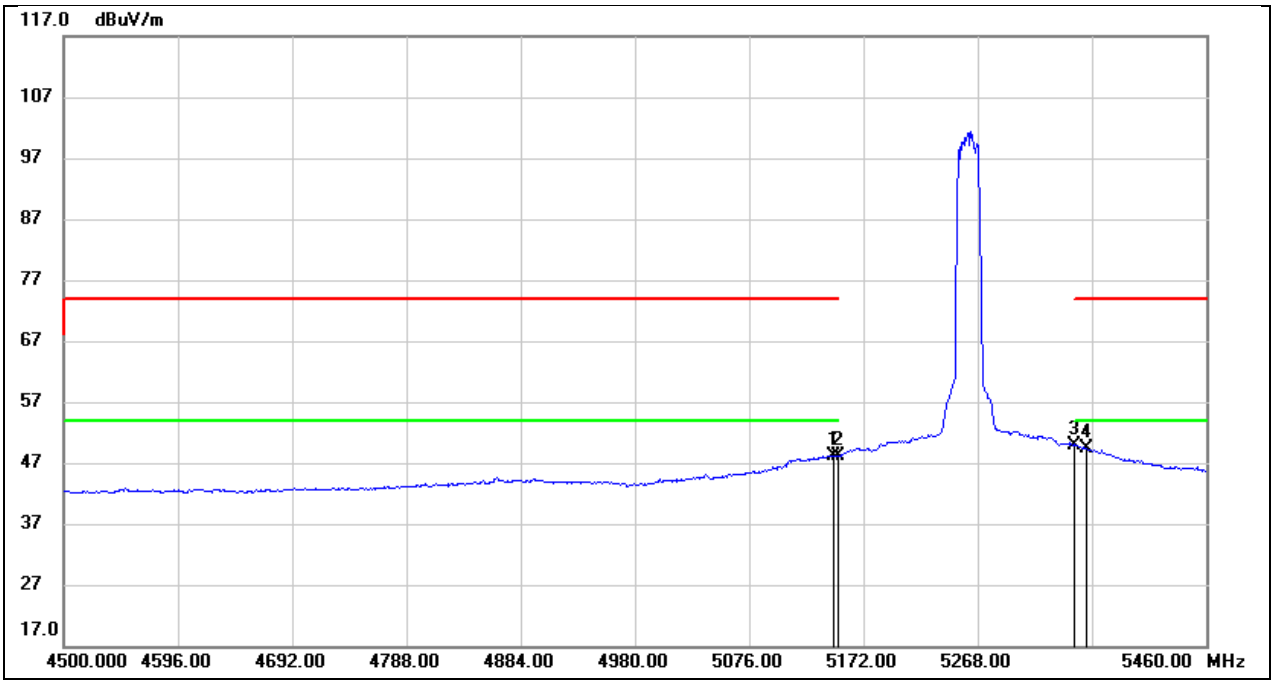

No.	Frequency (MHz)	Reading (dBuV)	Correct (dB/m)	Result (dBuV/m)	Limit (dBuV/m)	Margin (dB)	Remark
1	5147.040	8.18	40.04	48.22	54.00	-5.78	AVG
2	5150.000	8.09	40.04	48.13	54.00	-5.87	AVG
3	5350.000	9.36	40.49	49.85	54.00	-4.15	AVG
4	5359.200	8.79	40.52	49.31	54.00	-4.69	AVG

This report shall not be reproduced except in full, without the written approval of UL Verification Services (Guangzhou) Co., Ltd, Song Shan Lake Branch.

Test Mode:	802.11n HT20 PK	Frequency(MHz):	5320
Polarity:	Vertical	Test Voltage:	DC 12V

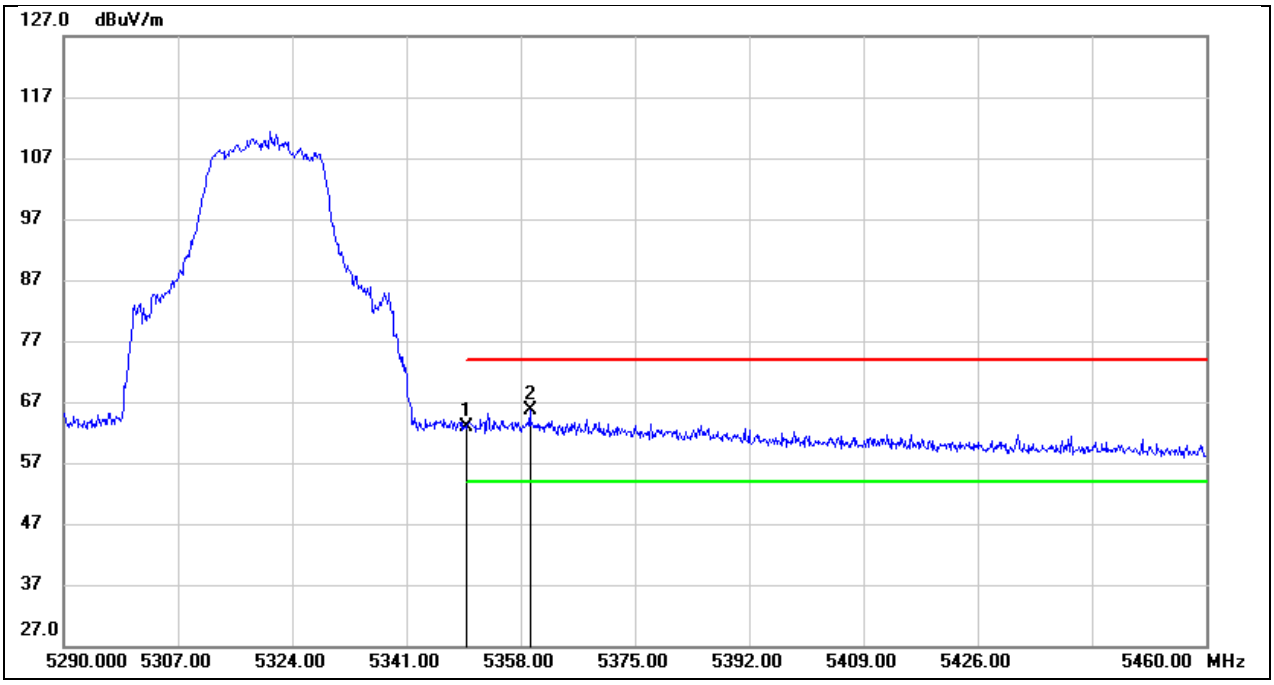

No.	Frequency (MHz)	Reading (dBuV)	Correct (dB/m)	Result (dBuV/m)	Limit (dBuV/m)	Margin (dB)	Remark
1	5350.000	22.43	40.49	62.92	74.00	-11.08	peak
2	5359.360	25.23	40.52	65.75	74.00	-8.25	peak

This report shall not be reproduced except in full, without the written approval of UL Verification Services (Guangzhou) Co., Ltd, Song Shan Lake Branch.

Test Mode:	802.11n HT20 AV	Frequency(MHz):	5320
Polarity:	Vertical	Test Voltage:	DC 12V

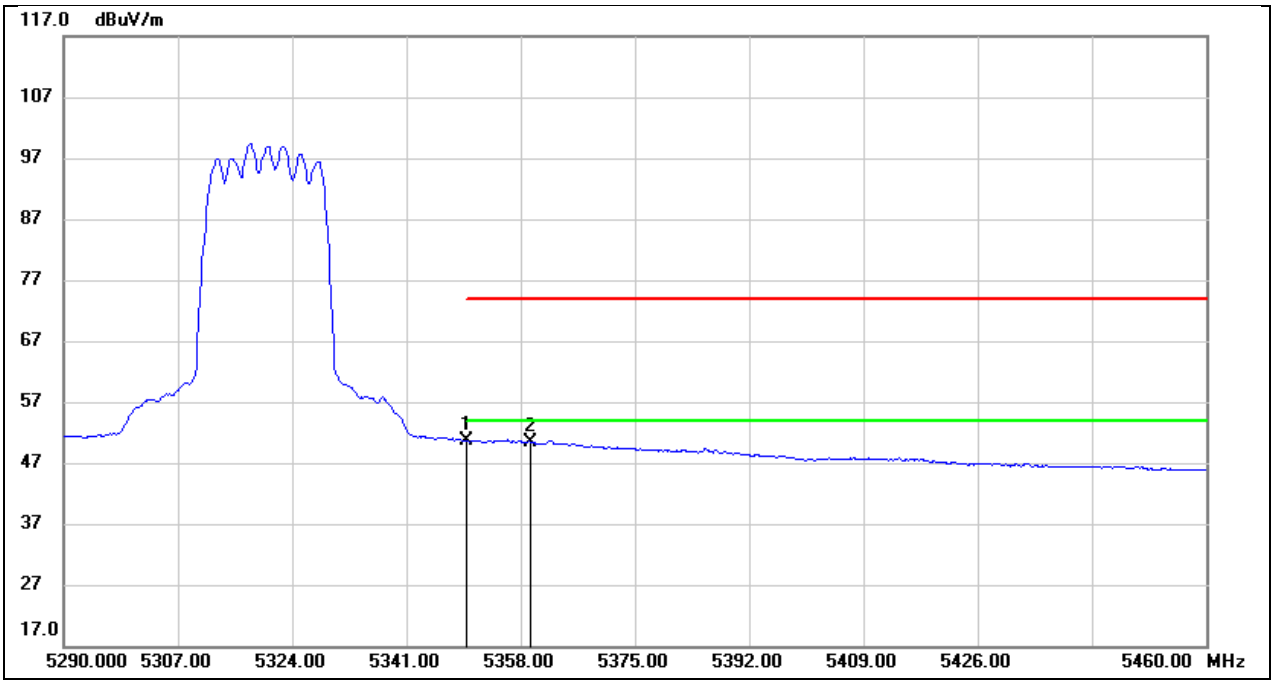

No.	Frequency (MHz)	Reading (dBuV)	Correct (dB/m)	Result (dBuV/m)	Limit (dBuV/m)	Margin (dB)	Remark
1	5350.000	10.06	40.49	50.55	54.00	-3.45	AVG
2	5359.360	9.96	40.52	50.48	54.00	-3.52	AVG

This report shall not be reproduced except in full, without the written approval of UL Verification Services (Guangzhou) Co., Ltd, Song Shan Lake Branch.

Test Mode:	802.11n HT20 PK	Frequency(MHz):	5500
Polarity:	Vertical	Test Voltage:	DC 12V

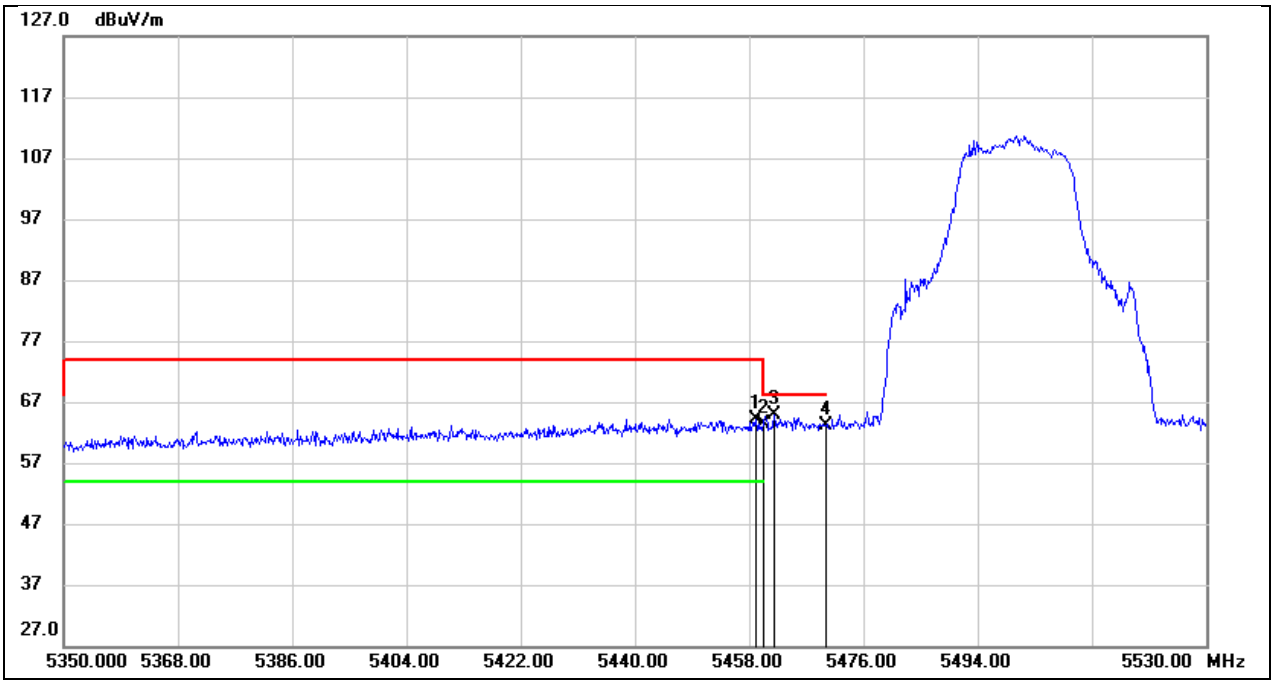

No.	Frequency (MHz)	Reading (dBuV)	Correct (dB/m)	Result (dBuV/m)	Limit (dBuV/m)	Margin (dB)	Remark
1	5459.080	23.37	40.76	64.13	74.00	-9.87	peak
2	5460.000	22.73	40.76	63.49	74.00	-10.51	peak
3	5461.960	24.20	40.76	64.96	68.20	-3.24	peak
4	5470.000	22.42	40.78	63.20	68.20	-5.00	peak

This report shall not be reproduced except in full, without the written approval of UL Verification Services (Guangzhou) Co., Ltd, Song Shan Lake Branch.

Test Mode:	802.11n HT20 AV	Frequency(MHz):	5500
Polarity:	Vertical	Test Voltage:	DC 12V

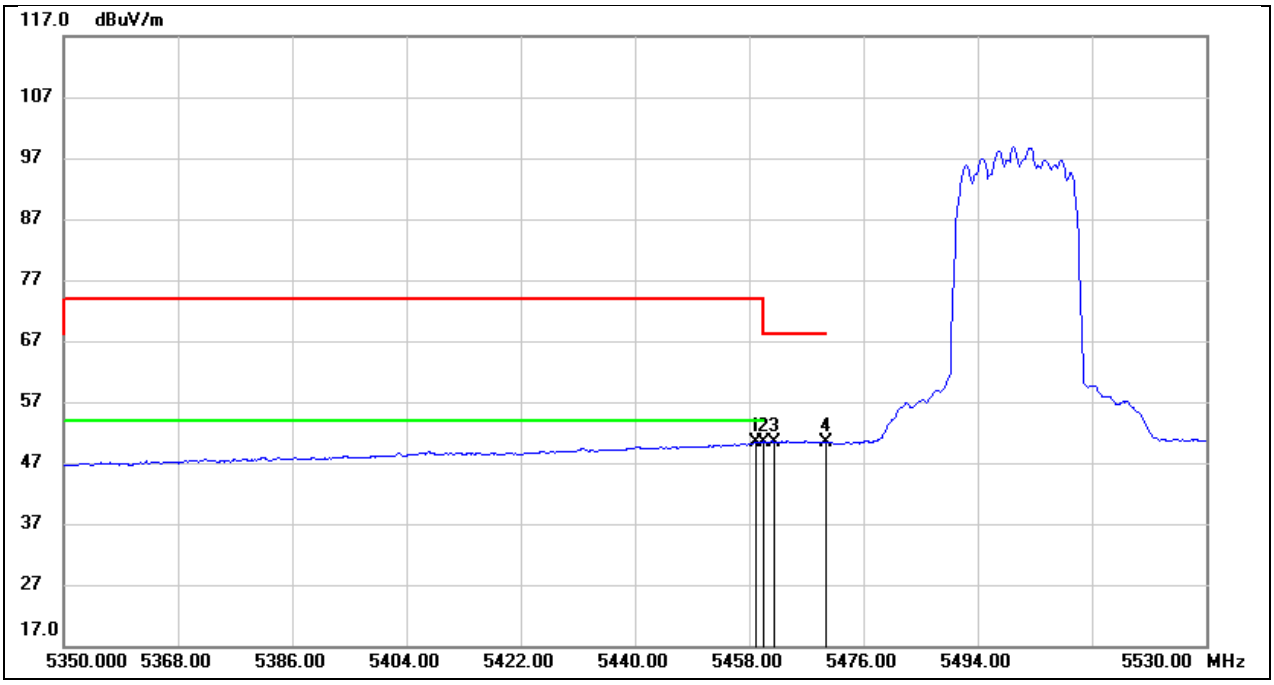

No.	Frequency (MHz)	Reading (dBuV)	Correct (dB/m)	Result (dBuV/m)	Limit (dBuV/m)	Margin (dB)	Remark
1	5459.080	9.54	40.76	50.30	54.00	-3.70	AVG
2	5460.000	9.74	40.76	50.50	54.00	-3.50	AVG
3	5461.960	9.67	40.76	50.43	/	/	AVG
4	5470.000	9.53	40.78	50.31	/	/	AVG

This report shall not be reproduced except in full, without the written approval of UL Verification Services (Guangzhou) Co., Ltd, Song Shan Lake Branch.

Test Mode:	802.11n HT20 PK	Frequency(MHz):	5700
Polarity:	Vertical	Test Voltage:	DC 12V

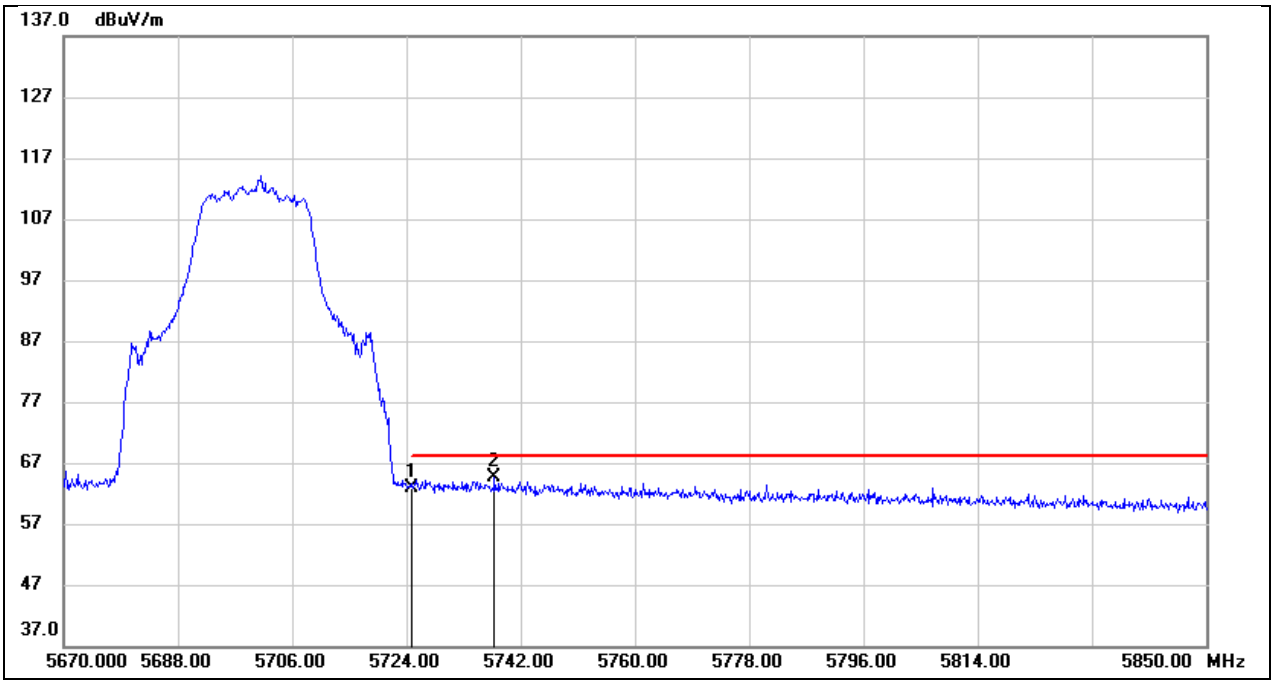

No.	Frequency (MHz)	Reading (dBuV)	Correct (dB/m)	Result (dBuV/m)	Limit (dBuV/m)	Margin (dB)	Remark
1	5725.000	21.74	41.20	62.94	68.20	-5.26	peak
2	5737.860	23.39	41.21	64.60	68.20	-3.60	peak

This report shall not be reproduced except in full, without the written approval of UL Verification Services (Guangzhou) Co., Ltd, Song Shan Lake Branch.

Test Mode:	802.11n HT20 PK	Frequency(MHz):	5745
Polarity:	Vertical	Test Voltage:	DC 12V

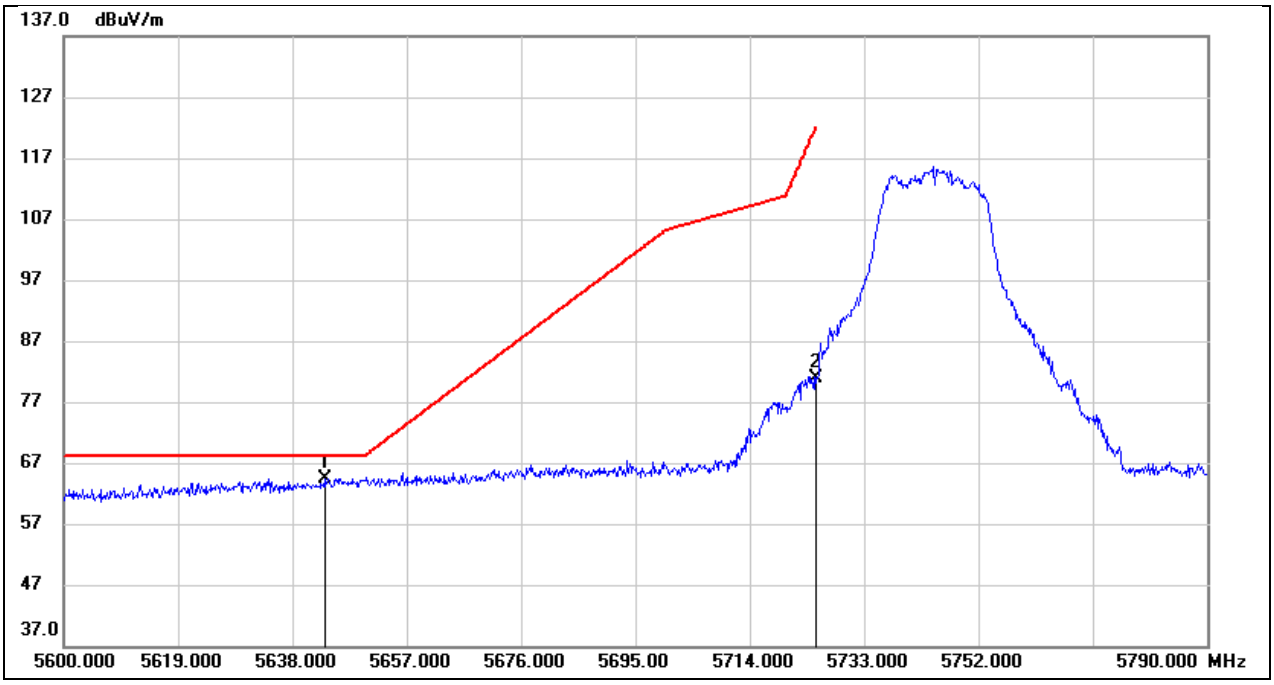

No.	Frequency (MHz)	Reading (dBuV)	Correct (dB/m)	Result (dBuV/m)	Limit (dBuV/m)	Margin (dB)	Remark
1	5643.320	23.36	41.12	64.48	68.20	-3.72	peak
2	5725.000	39.67	41.20	80.87	122.20	-41.33	peak

This report shall not be reproduced except in full, without the written approval of UL Verification Services (Guangzhou) Co., Ltd, Song Shan Lake Branch.

Test Mode:	802.11n HT20 PK	Frequency(MHz):	5825
Polarity:	Vertical	Test Voltage:	DC 12V

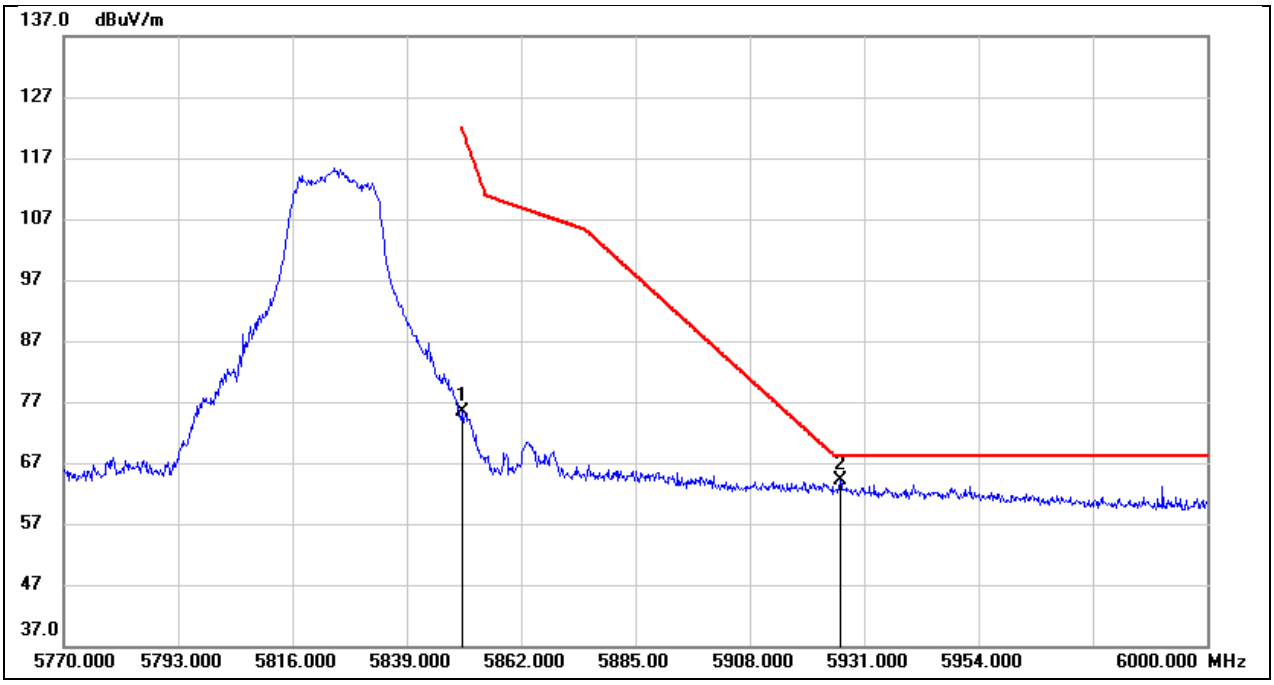

No.	Frequency (MHz)	Reading (dBuV)	Correct (dB/m)	Result (dBuV/m)	Limit (dBuV/m)	Margin (dB)	Remark
1	5850.000	33.94	41.36	75.30	122.20	-46.90	peak
2	5926.170	22.69	41.50	64.19	68.20	-4.01	peak

This report shall not be reproduced except in full, without the written approval of UL Verification Services (Guangzhou) Co., Ltd, Song Shan Lake Branch.

Test Mode:	802.11n HT40 PK	Frequency(MHz):	5190
Polarity:	Vertical	Test Voltage:	DC 12V

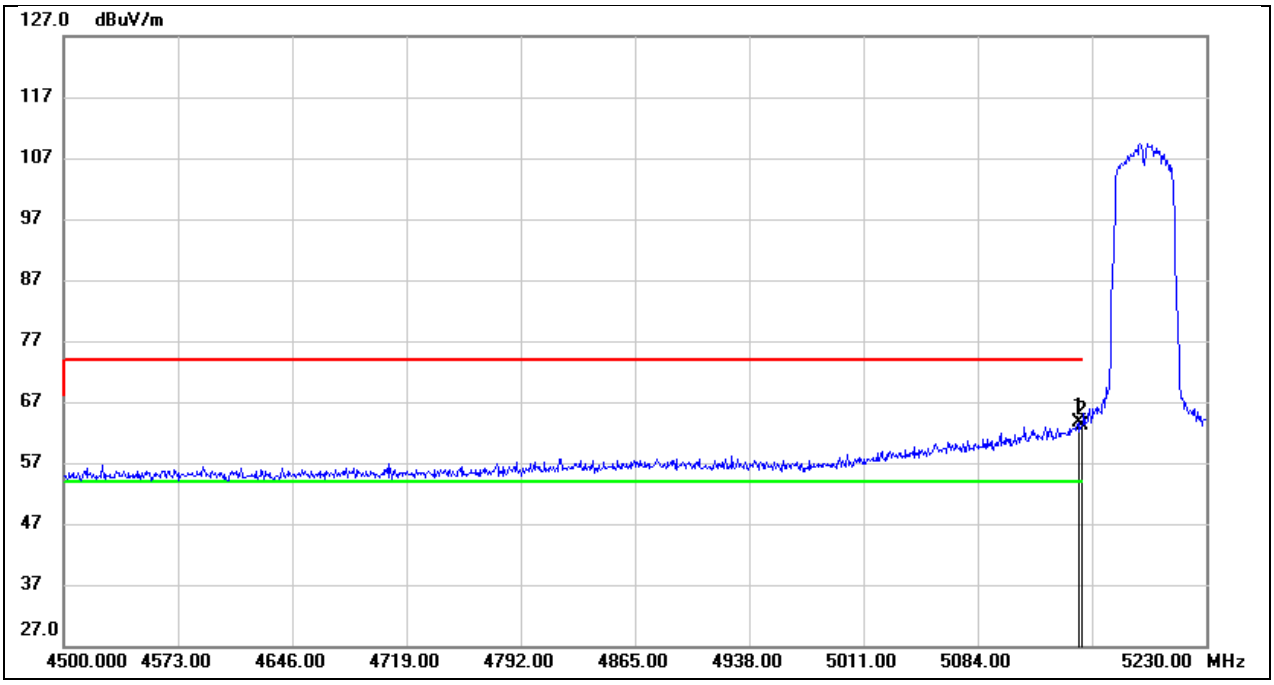

No.	Frequency (MHz)	Reading (dBuV)	Correct (dB/m)	Result (dBuV/m)	Limit (dBuV/m)	Margin (dB)	Remark
1	5148.240	23.62	40.04	63.66	74.00	-10.34	peak
2	5150.000	23.01	40.04	63.05	74.00	-10.95	peak

This report shall not be reproduced except in full, without the written approval of UL Verification Services (Guangzhou) Co., Ltd, Song Shan Lake Branch.

Test Mode:	802.11n HT40 AV	Frequency(MHz):	5190
Polarity:	Vertical	Test Voltage:	DC 12V

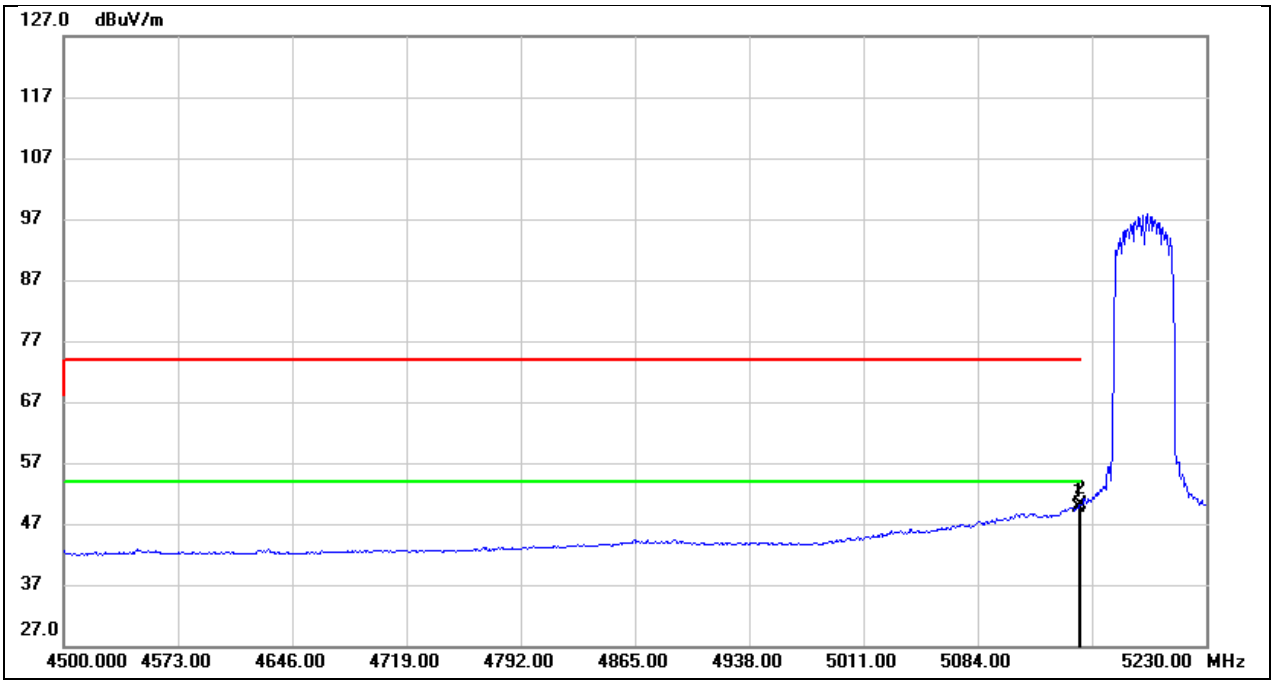

No.	Frequency (MHz)	Reading (dBuV)	Correct (dB/m)	Result (dBuV/m)	Limit (dBuV/m)	Margin (dB)	Remark
1	5148.240	9.47	40.04	49.51	54.00	-4.49	AVG
2	5150.000	10.06	40.04	50.10	54.00	-3.90	AVG

This report shall not be reproduced except in full, without the written approval of UL Verification Services (Guangzhou) Co., Ltd, Song Shan Lake Branch.

Test Mode:	802.11n HT40 PK	Frequency(MHz):	5230
Polarity:	Vertical	Test Voltage:	DC 12V

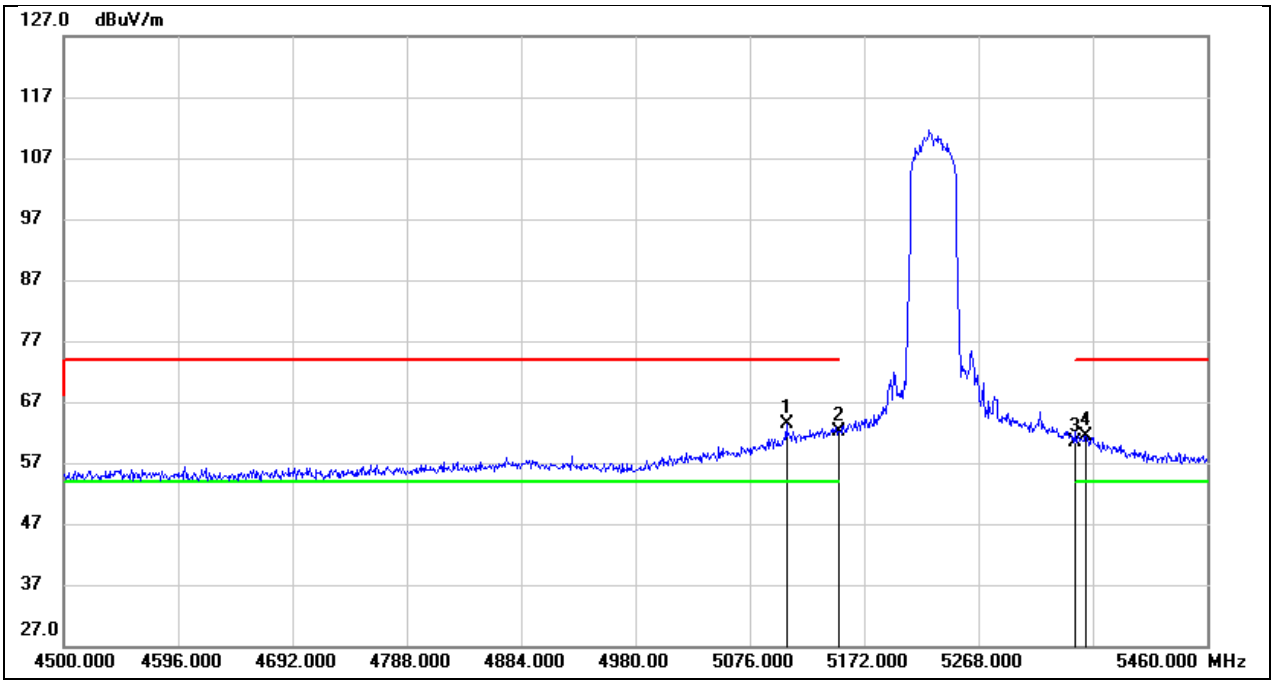

No.	Frequency (MHz)	Reading (dBuV)	Correct (dB/m)	Result (dBuV/m)	Limit (dBuV/m)	Margin (dB)	Remark
1	5106.720	23.49	39.97	63.46	74.00	-10.54	peak
2	5150.000	22.00	40.04	62.04	74.00	-11.96	peak
3	5350.000	19.97	40.49	60.46	74.00	-13.54	peak
4	5358.240	20.93	40.52	61.45	74.00	-12.55	peak

This report shall not be reproduced except in full, without the written approval of UL Verification Services (Guangzhou) Co., Ltd, Song Shan Lake Branch.

Test Mode:	802.11n HT40 AV	Frequency(MHz):	5230
Polarity:	Vertical	Test Voltage:	DC 12V

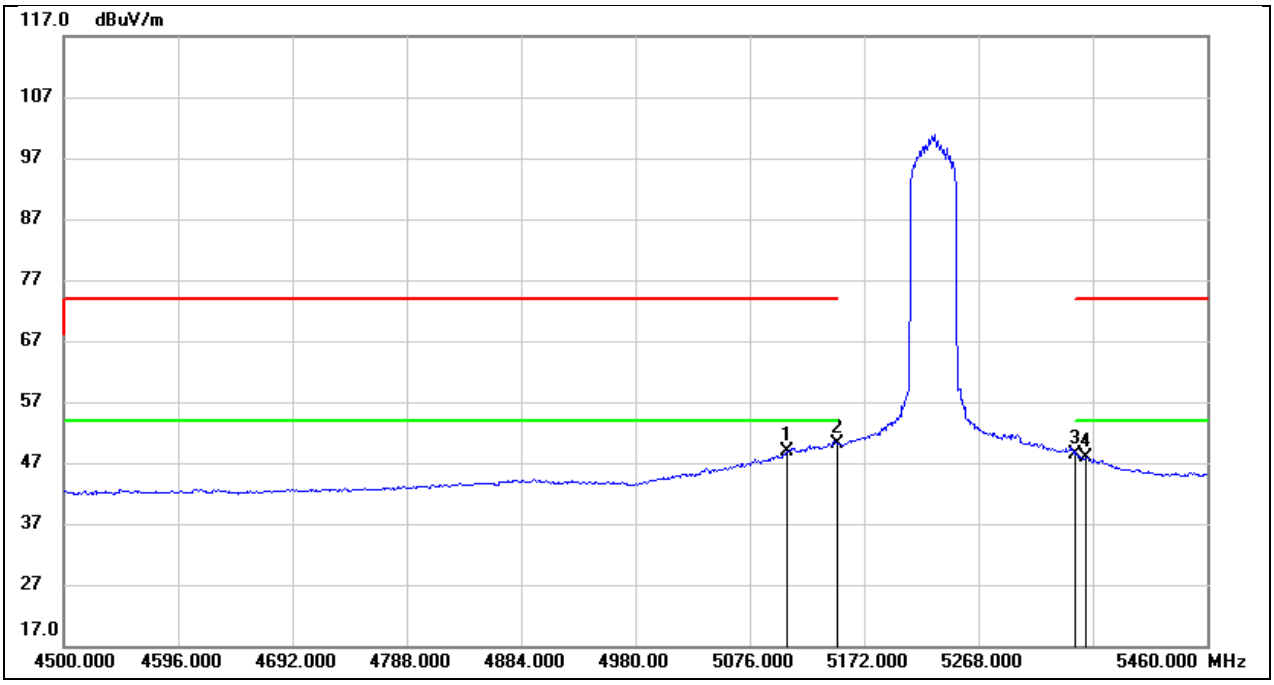

No.	Frequency (MHz)	Reading (dBuV)	Correct (dB/m)	Result (dBuV/m)	Limit (dBuV/m)	Margin (dB)	Remark
1	5106.720	8.85	39.97	48.82	54.00	-5.18	AVG
2	5150.000	10.10	40.04	50.14	54.00	-3.86	AVG
3	5350.000	7.80	40.49	48.29	54.00	-5.71	AVG
4	5358.240	7.25	40.52	47.77	54.00	-6.23	AVG

This report shall not be reproduced except in full, without the written approval of UL Verification Services (Guangzhou) Co., Ltd, Song Shan Lake Branch.

Test Mode:	802.11n HT40 PK	Frequency(MHz):	5270
Polarity:	Vertical	Test Voltage:	DC 12V

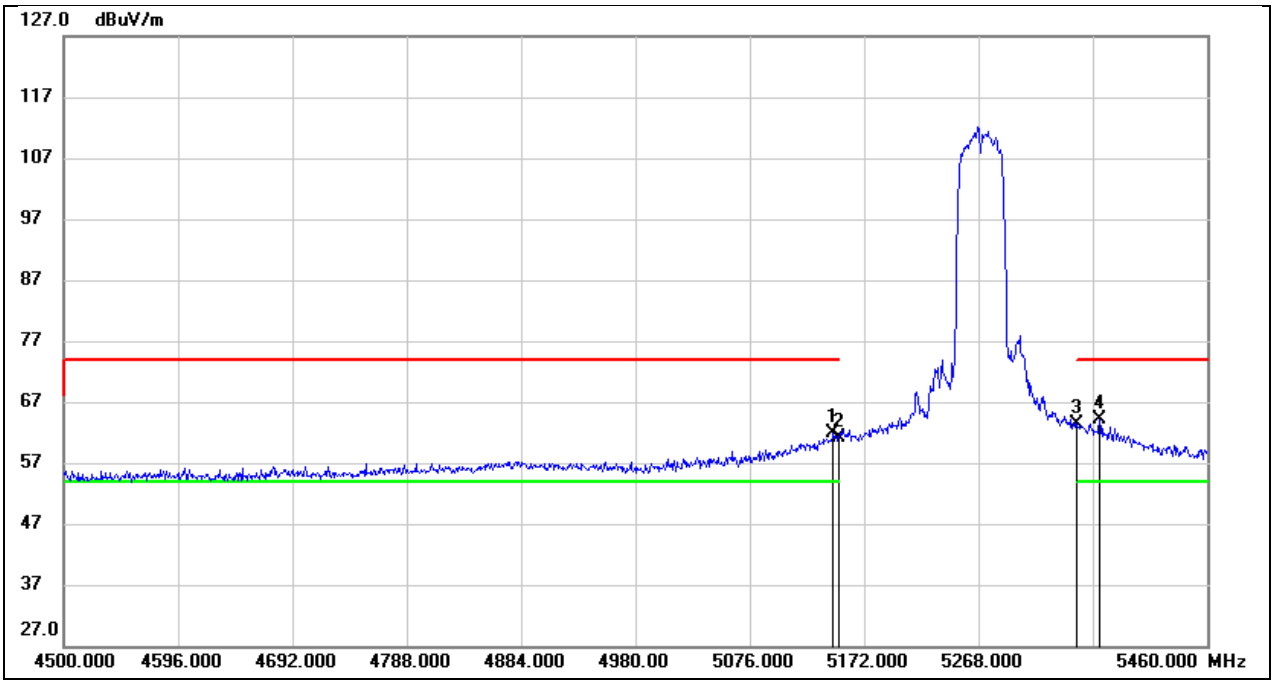

No.	Frequency (MHz)	Reading (dBuV)	Correct (dB/m)	Result (dBuV/m)	Limit (dBuV/m)	Margin (dB)	Remark
1	5146.080	21.78	40.04	61.82	74.00	-12.18	peak
2	5150.000	20.99	40.04	61.03	74.00	-12.97	peak
3	5350.000	22.87	40.49	63.36	74.00	-10.64	peak
4	5369.760	23.52	40.54	64.06	74.00	-9.94	peak

This report shall not be reproduced except in full, without the written approval of UL Verification Services (Guangzhou) Co., Ltd, Song Shan Lake Branch.

Test Mode:	802.11n HT40 AV	Frequency(MHz):	5270
Polarity:	Vertical	Test Voltage:	DC 12V

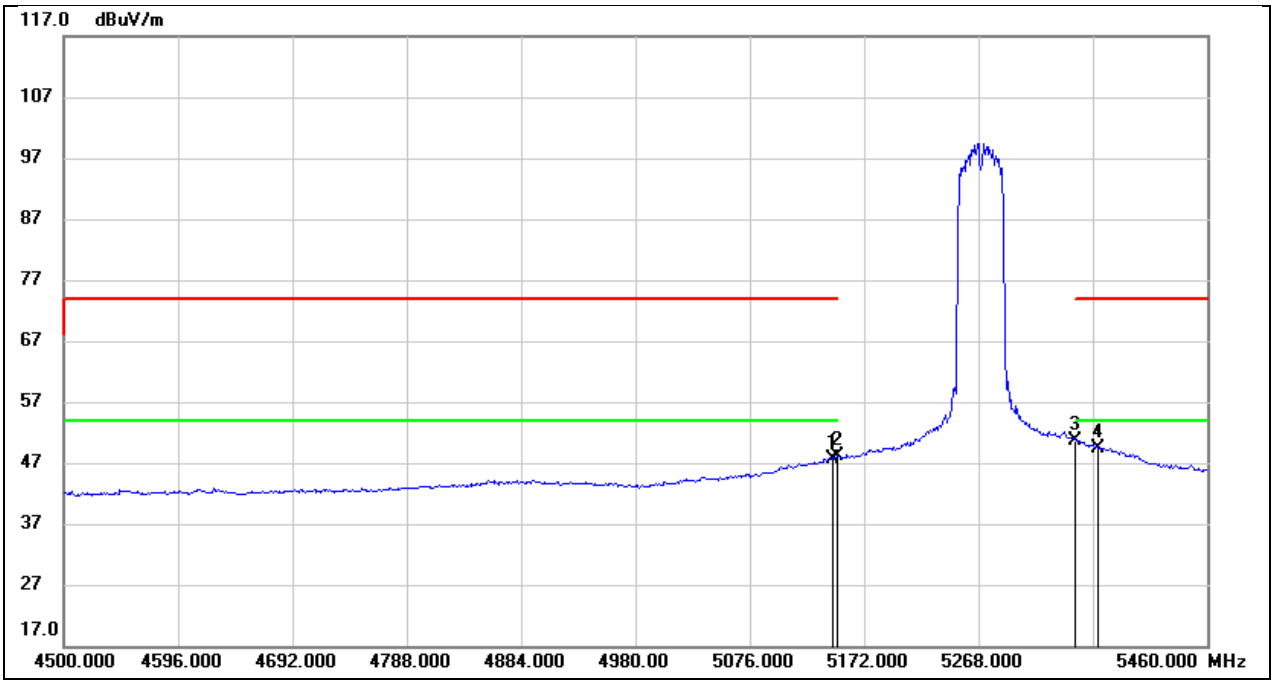

No.	Frequency (MHz)	Reading (dBuV)	Correct (dB/m)	Result (dBuV/m)	Limit (dBuV/m)	Margin (dB)	Remark
1	5146.080	7.49	40.04	47.53	54.00	-6.47	AVG
2	5150.000	8.07	40.04	48.11	54.00	-5.89	AVG
3	5350.000	10.24	40.49	50.73	54.00	-3.27	AVG
4	5369.760	8.82	40.54	49.36	54.00	-4.64	AVG

This report shall not be reproduced except in full, without the written approval of UL Verification Services (Guangzhou) Co., Ltd, Song Shan Lake Branch.

Test Mode:	802.11n HT40 PK	Frequency(MHz):	5310
Polarity:	Vertical	Test Voltage:	DC 12V

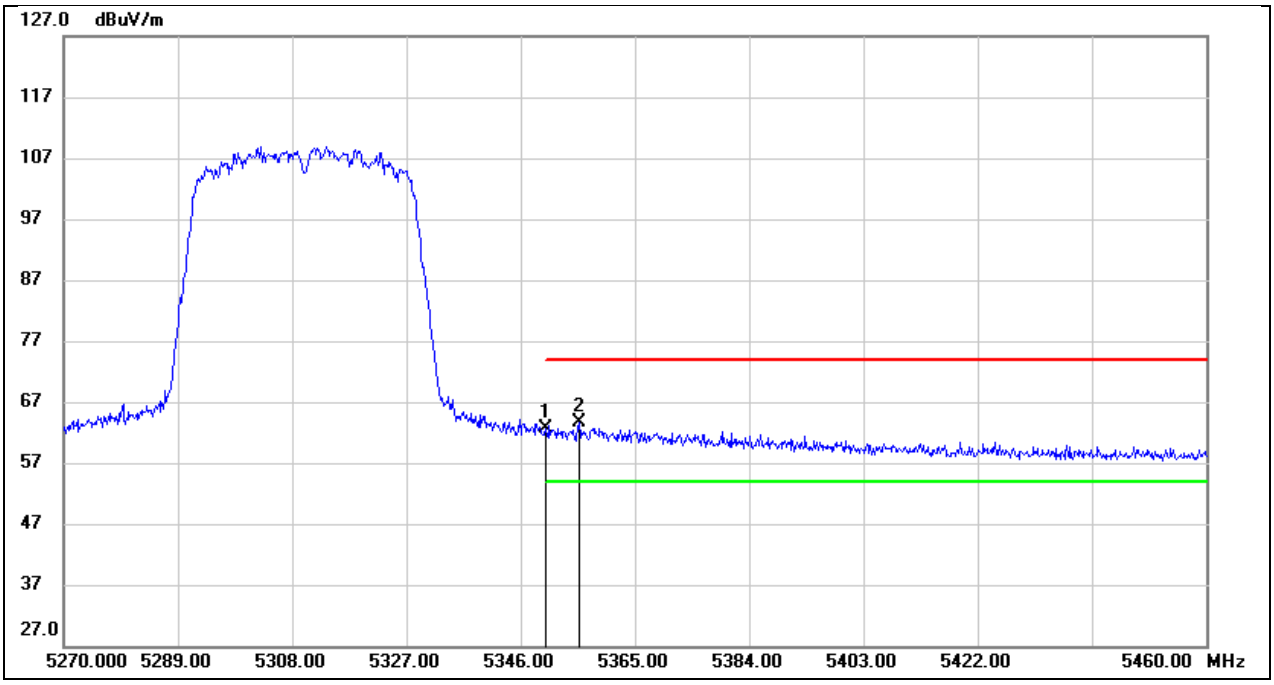

No.	Frequency (MHz)	Reading (dBuV)	Correct (dB/m)	Result (dBuV/m)	Limit (dBuV/m)	Margin (dB)	Remark
1	5350.000	22.20	40.49	62.69	74.00	-11.31	peak
2	5355.690	23.07	40.51	63.58	74.00	-10.42	peak

This report shall not be reproduced except in full, without the written approval of UL Verification Services (Guangzhou) Co., Ltd, Song Shan Lake Branch.

Test Mode:	802.11n HT40 AV	Frequency(MHz):	5310
Polarity:	Vertical	Test Voltage:	DC 12V

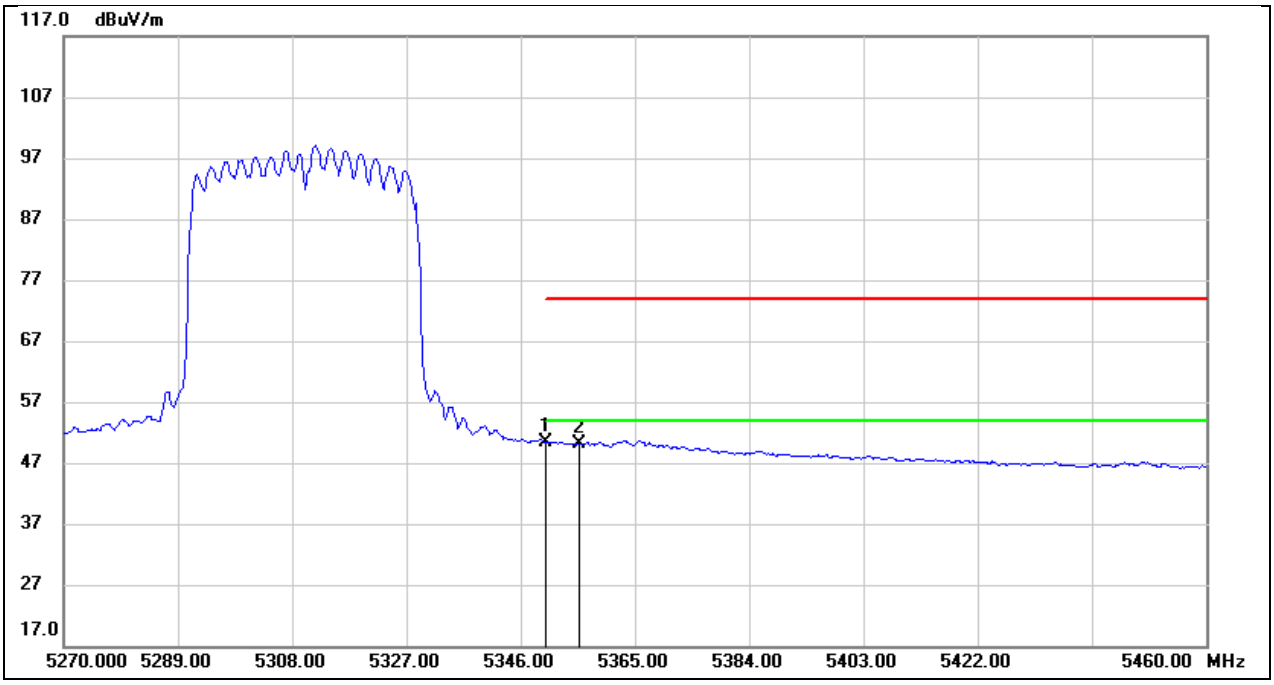

No.	Frequency (MHz)	Reading (dBuV)	Correct (dB/m)	Result (dBuV/m)	Limit (dBuV/m)	Margin (dB)	Remark
1	5350.000	9.79	40.49	50.28	54.00	-3.72	AVG
2	5355.690	9.62	40.51	50.13	54.00	-3.87	AVG

This report shall not be reproduced except in full, without the written approval of UL Verification Services (Guangzhou) Co., Ltd, Song Shan Lake Branch.

Test Mode:	802.11n HT40 PK	Frequency(MHz):	5510
Polarity:	Vertical	Test Voltage:	DC 12V

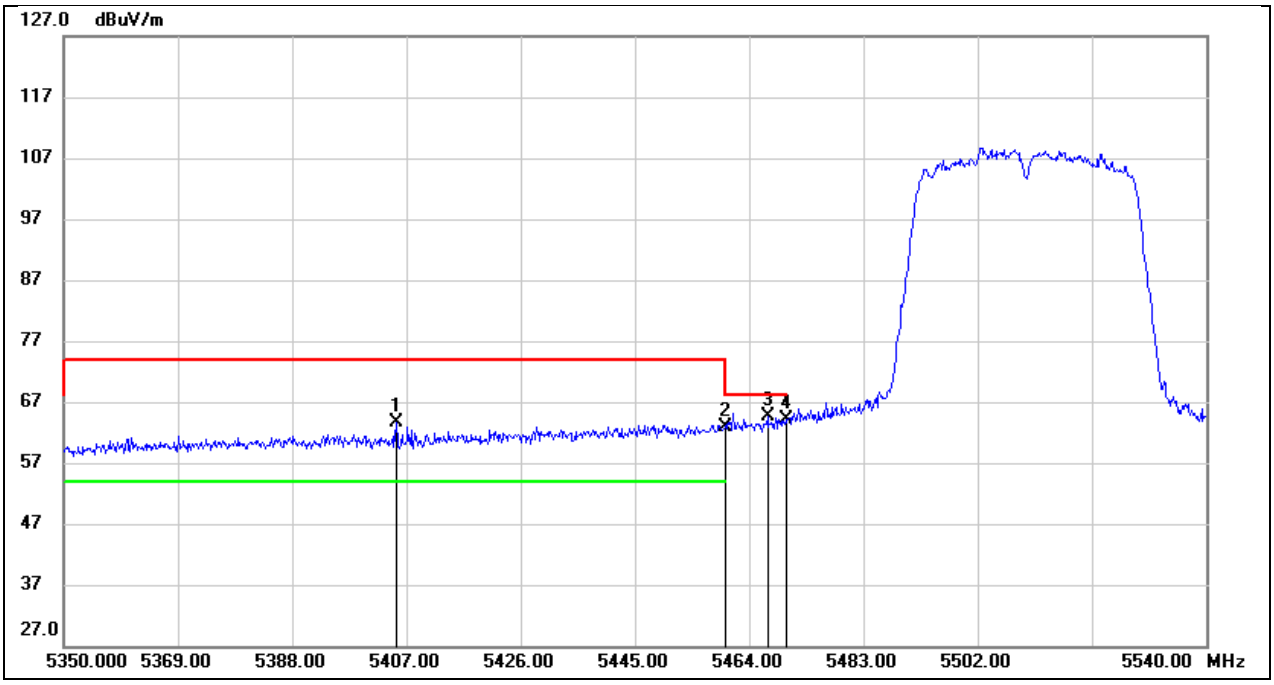

No.	Frequency (MHz)	Reading (dBuV)	Correct (dB/m)	Result (dBuV/m)	Limit (dBuV/m)	Margin (dB)	Remark
1	5405.290	22.98	40.64	63.62	74.00	-10.38	peak
2	5460.000	22.18	40.76	62.94	74.00	-11.06	peak
3	5467.040	23.75	40.78	64.53	68.20	-3.67	peak
4	5470.000	23.30	40.78	64.08	68.20	-4.12	peak

This report shall not be reproduced except in full, without the written approval of UL Verification Services (Guangzhou) Co., Ltd, Song Shan Lake Branch.

Test Mode:	802.11n HT40 AV	Frequency(MHz):	5510
Polarity:	Vertical	Test Voltage:	DC 12V

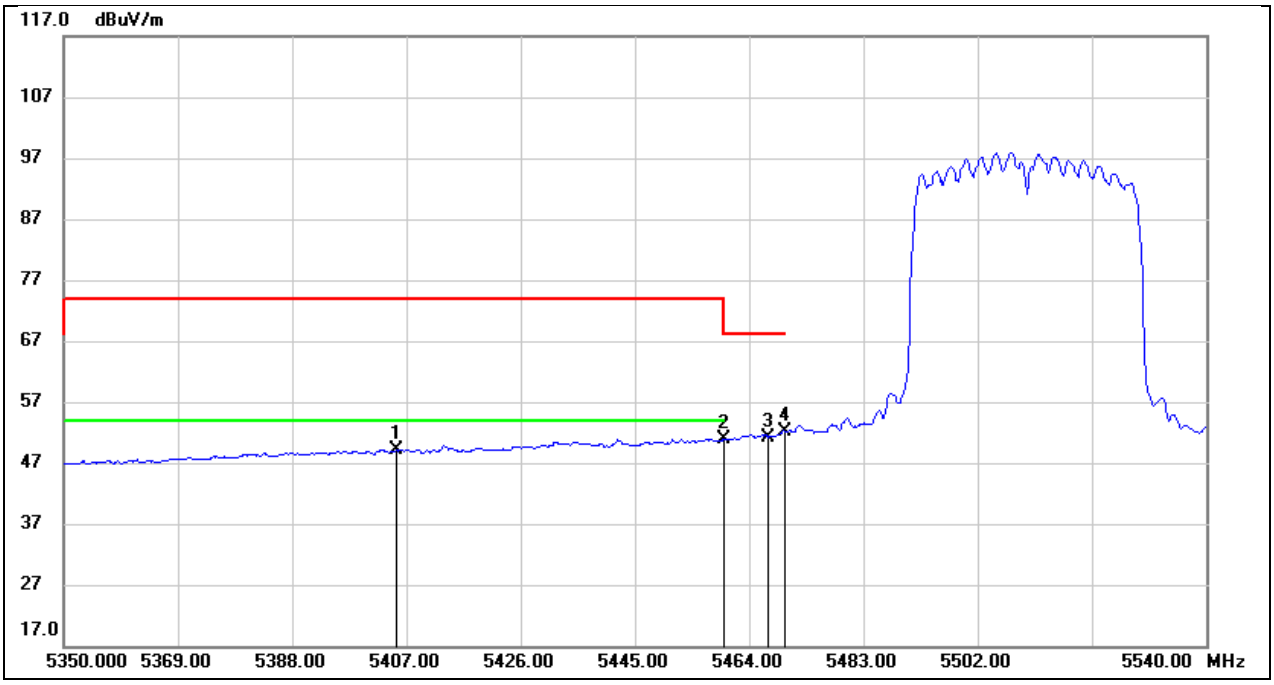

No.	Frequency (MHz)	Reading (dBuV)	Correct (dB/m)	Result (dBuV/m)	Limit (dBuV/m)	Margin (dB)	Remark
1	5405.290	8.37	40.64	49.01	54.00	-4.99	AVG
2	5460.000	10.15	40.76	50.91	54.00	-3.09	AVG
3	5467.040	10.41	40.78	51.19	/	/	AVG
4	5470.000	11.44	40.78	52.22	/	/	AVG

This report shall not be reproduced except in full, without the written approval of UL Verification Services (Guangzhou) Co., Ltd, Song Shan Lake Branch.

Test Mode:	802.11n HT40 PK	Frequency(MHz):	5670
Polarity:	Vertical	Test Voltage:	DC 12V

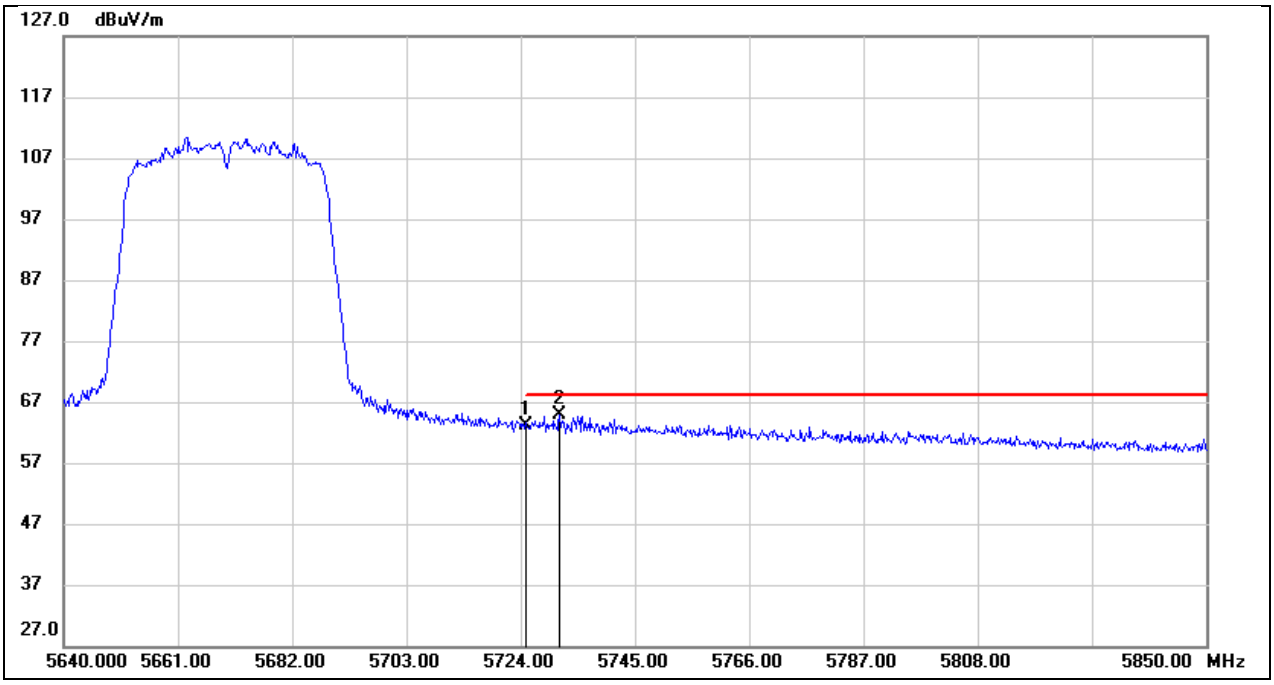

No.	Frequency (MHz)	Reading (dBuV)	Correct (dB/m)	Result (dBuV/m)	Limit (dBuV/m)	Margin (dB)	Remark
1	5725.000	21.89	41.20	63.09	68.20	-5.11	peak
2	5731.140	23.58	41.20	64.78	68.20	-3.42	peak

This report shall not be reproduced except in full, without the written approval of UL Verification Services (Guangzhou) Co., Ltd, Song Shan Lake Branch.

Test Mode:	802.11n HT40 PK	Frequency(MHz):	5755
Polarity:	Vertical	Test Voltage:	DC 12V

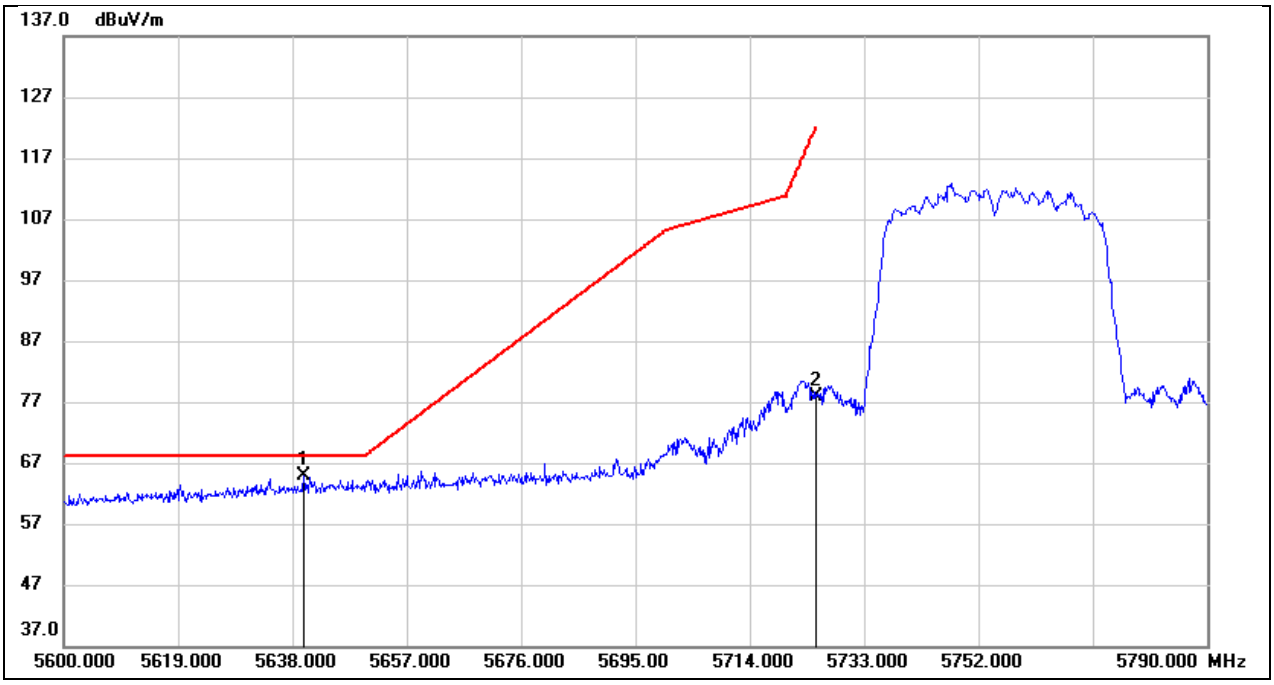

No.	Frequency (MHz)	Reading (dBuV)	Correct (dB/m)	Result (dBuV/m)	Limit (dBuV/m)	Margin (dB)	Remark
1	5639.900	23.80	41.13	64.93	68.20	-3.27	peak
2	5725.000	36.66	41.20	77.86	122.20	-44.34	peak

This report shall not be reproduced except in full, without the written approval of UL Verification Services (Guangzhou) Co., Ltd, Song Shan Lake Branch.

Test Mode:	802.11n HT40 PK	Frequency(MHz):	5795
Polarity:	Vertical	Test Voltage:	DC 12V

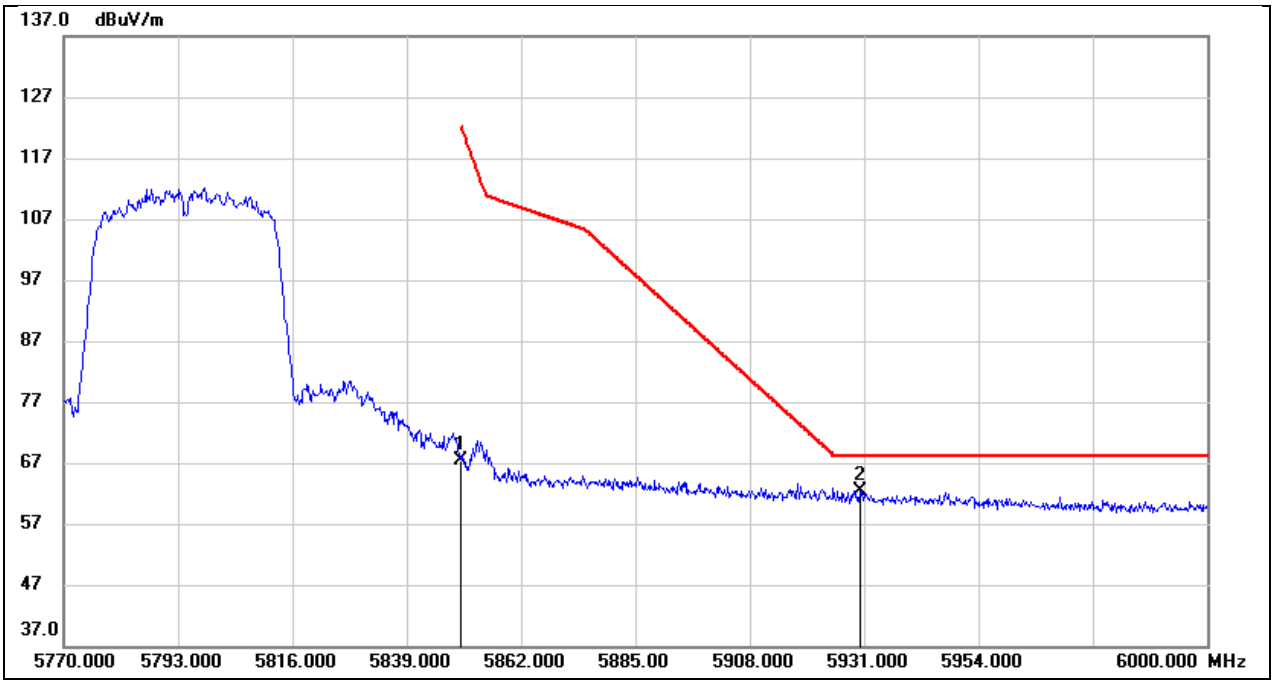

No.	Frequency (MHz)	Reading (dBuV)	Correct (dB/m)	Result (dBuV/m)	Limit (dBuV/m)	Margin (dB)	Remark
1	5850.000	26.07	41.36	67.43	122.20	-54.77	peak
2	5930.080	20.92	41.52	62.44	68.20	-5.76	peak

This report shall not be reproduced except in full, without the written approval of UL Verification Services (Guangzhou) Co., Ltd, Song Shan Lake Branch.

Test Mode:	802.11ac VHT80 PK	Frequency(MHz):	5210
Polarity:	Vertical	Test Voltage:	DC 12V

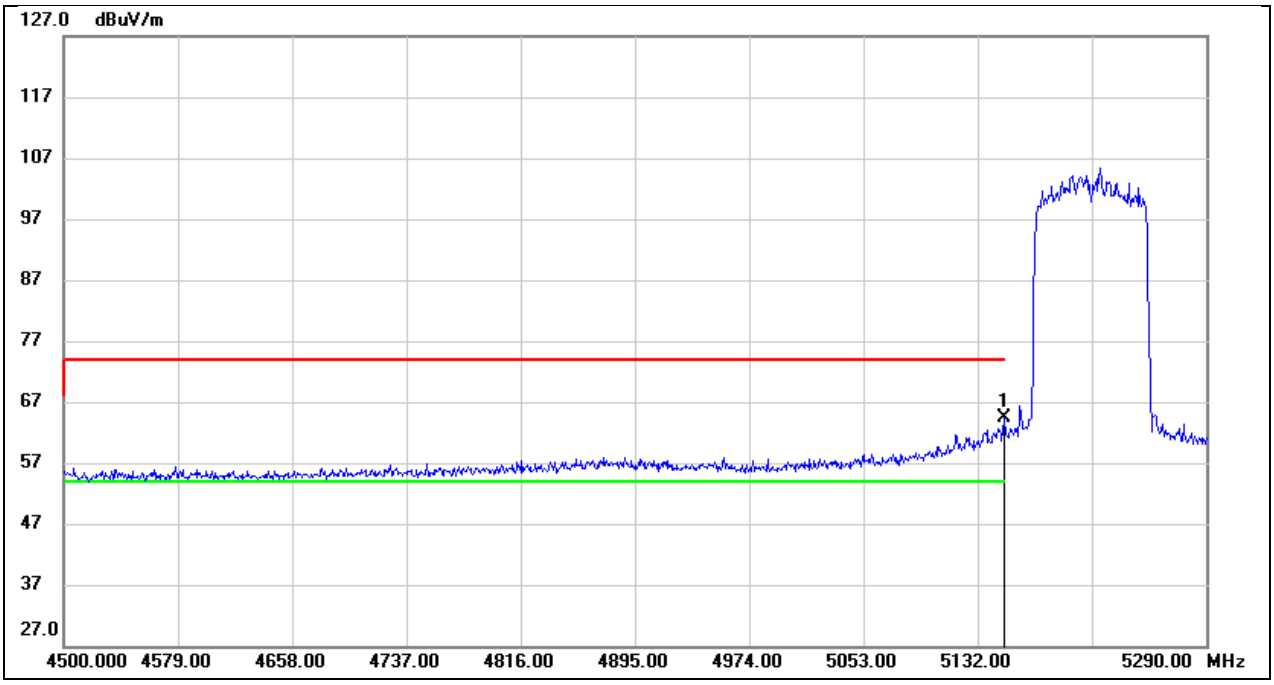

No.	Frequency (MHz)	Reading (dBuV)	Correct (dB/m)	Result (dBuV/m)	Limit (dBuV/m)	Margin (dB)	Remark
1	5150.000	24.39	40.04	64.43	74.00	-9.57	peak

This report shall not be reproduced except in full, without the written approval of UL Verification Services (Guangzhou) Co., Ltd, Song Shan Lake Branch.

Test Mode:	802.11ac VHT80 AV	Frequency(MHz):	5210
Polarity:	Vertical	Test Voltage:	DC 12V

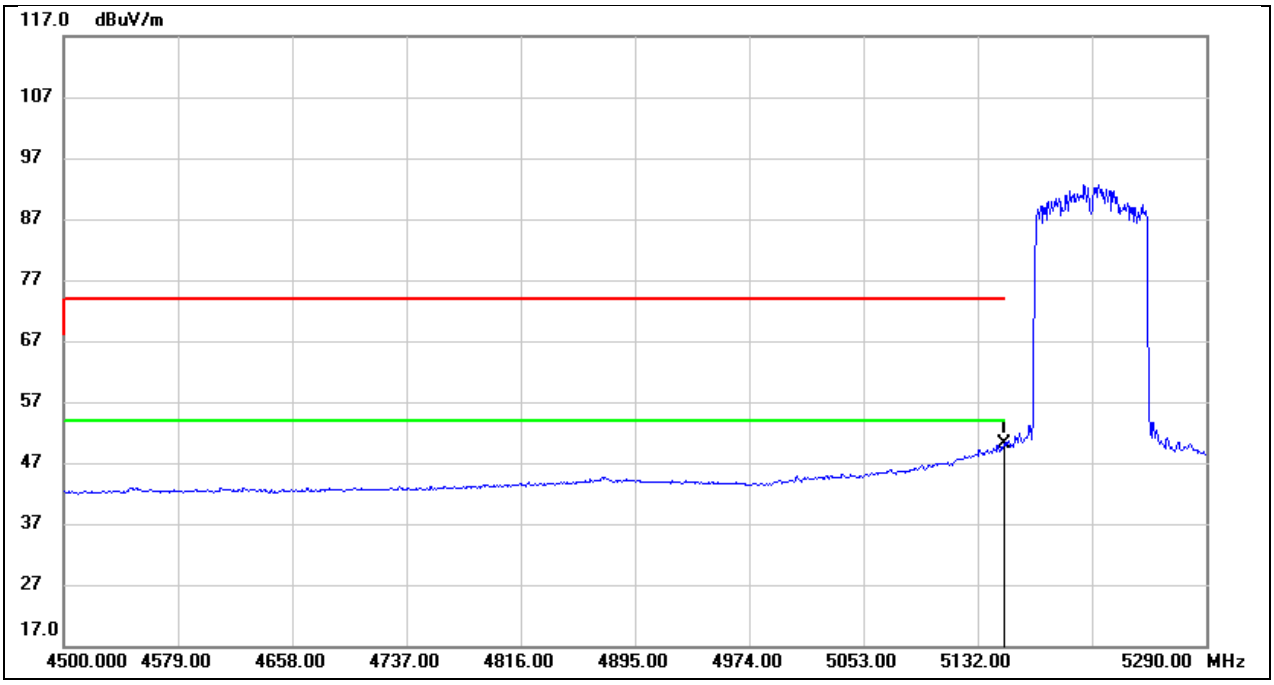

No.	Frequency (MHz)	Reading (dBuV)	Correct (dB/m)	Result (dBuV/m)	Limit (dBuV/m)	Margin (dB)	Remark
1	5150.000	10.15	40.04	50.19	54.00	-3.81	AVG

This report shall not be reproduced except in full, without the written approval of UL Verification Services (Guangzhou) Co., Ltd, Song Shan Lake Branch.

Test Mode:	802.11ac VHT80 PK	Frequency(MHz):	5290
Polarity:	Vertical	Test Voltage:	DC 12V

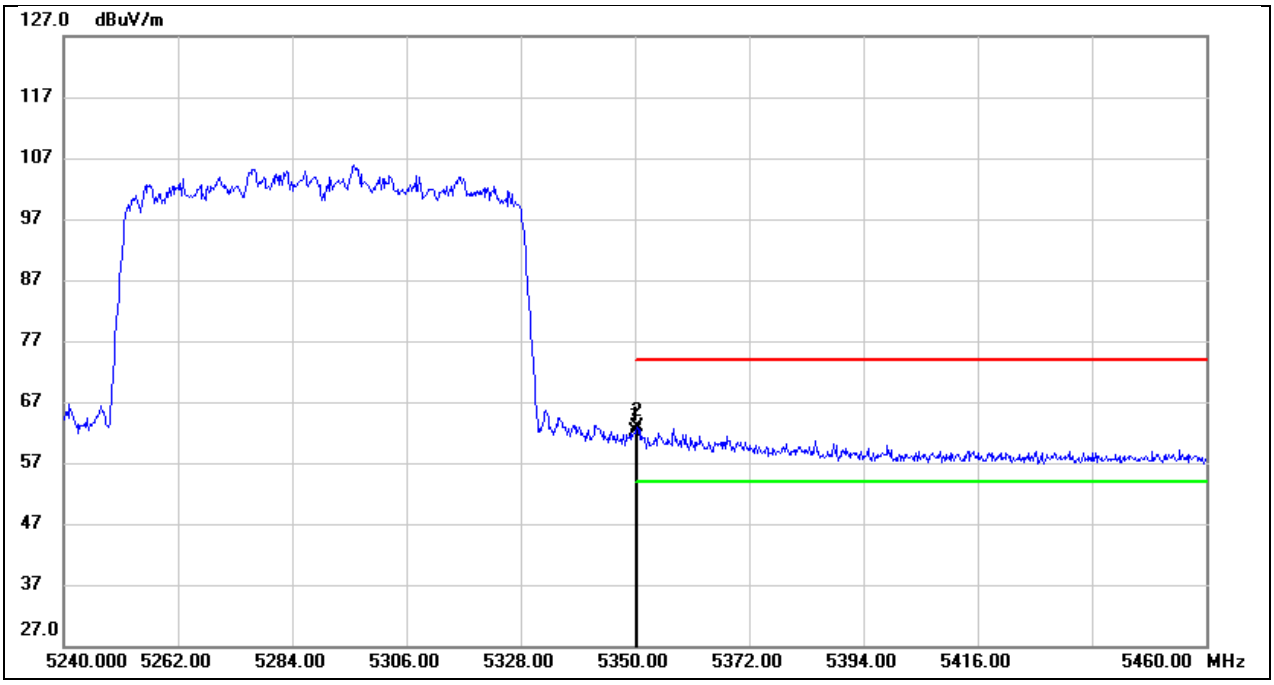

No.	Frequency (MHz)	Reading (dBuV)	Correct (dB/m)	Result (dBuV/m)	Limit (dBuV/m)	Margin (dB)	Remark
1	5350.000	21.70	40.49	62.19	74.00	-11.81	peak
2	5350.440	22.32	40.50	62.82	74.00	-11.18	peak

This report shall not be reproduced except in full, without the written approval of UL Verification Services (Guangzhou) Co., Ltd, Song Shan Lake Branch.

Test Mode:	802.11ac VHT80 AV	Frequency(MHz):	5290
Polarity:	Vertical	Test Voltage:	DC 12V

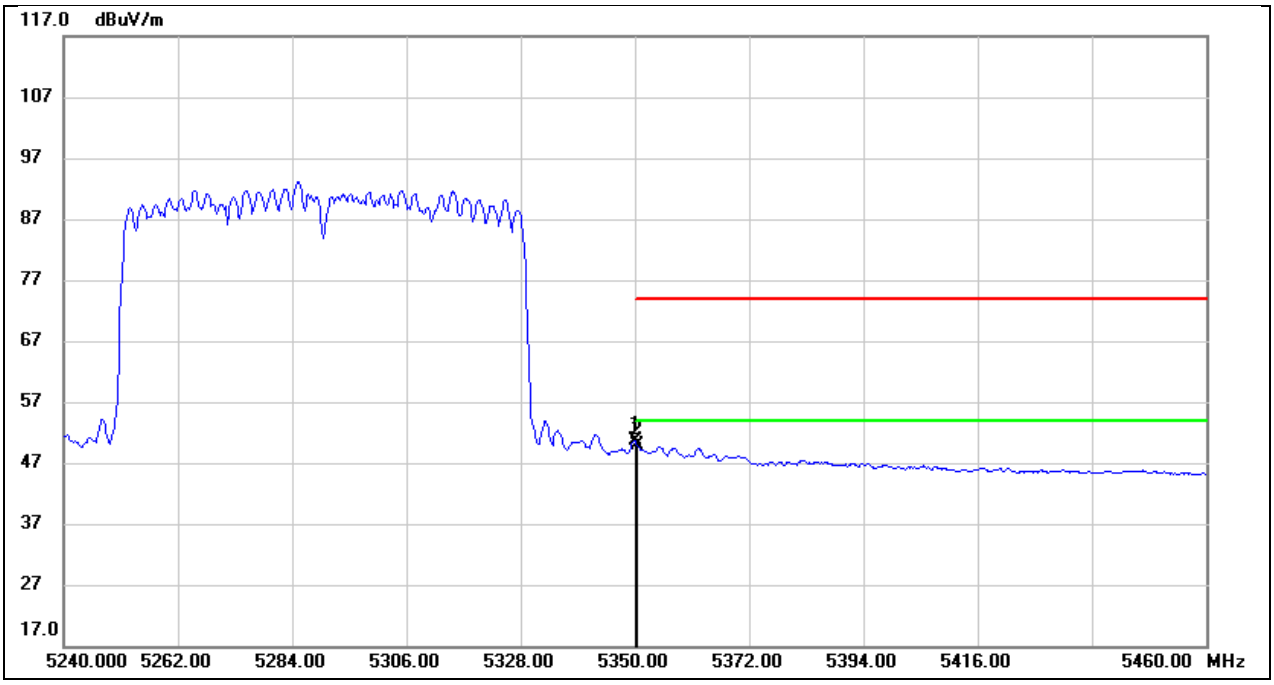

No.	Frequency (MHz)	Reading (dBuV)	Correct (dB/m)	Result (dBuV/m)	Limit (dBuV/m)	Margin (dB)	Remark
1	5350.000	10.05	40.49	50.54	54.00	-3.46	AVG
2	5350.440	9.46	40.50	49.96	54.00	-4.04	AVG

This report shall not be reproduced except in full, without the written approval of UL Verification Services (Guangzhou) Co., Ltd, Song Shan Lake Branch.

Test Mode:	802.11ac VHT80 PK	Frequency(MHz):	5530
Polarity:	Vertical	Test Voltage:	DC 12V

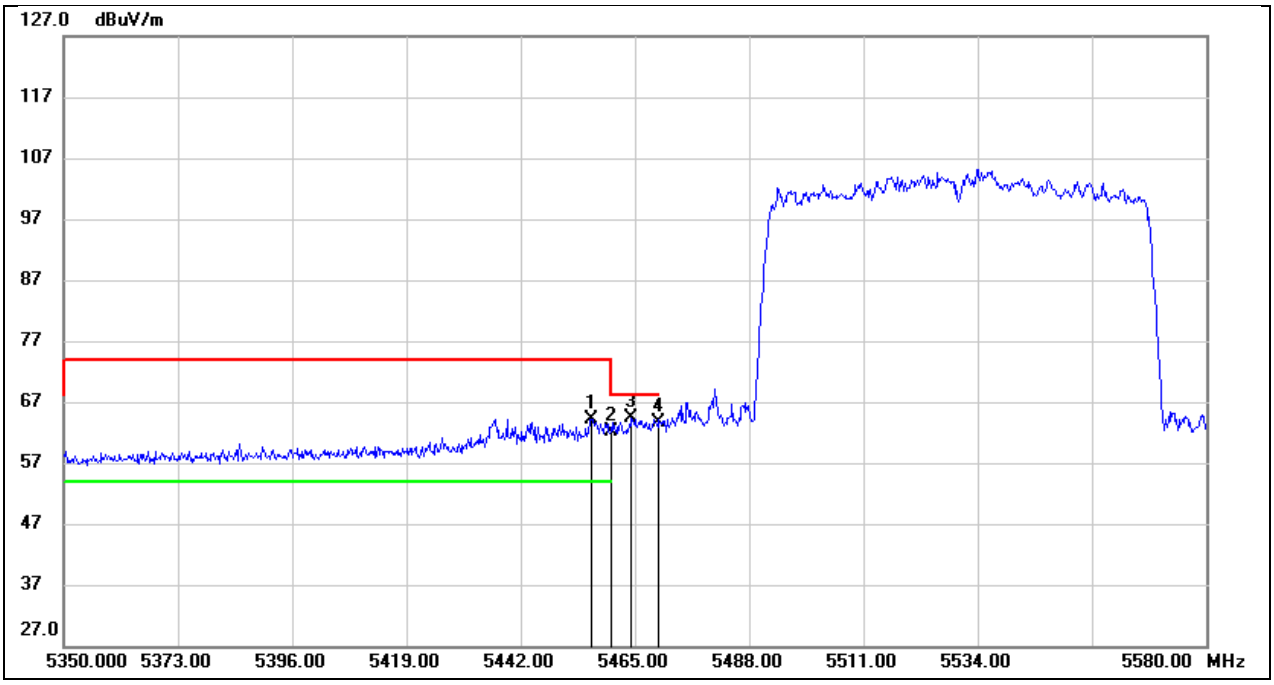

No.	Frequency (MHz)	Reading (dBuV)	Correct (dB/m)	Result (dBuV/m)	Limit (dBuV/m)	Margin (dB)	Remark
1	5456.260	23.42	40.75	64.17	74.00	-9.83	peak
2	5460.000	21.43	40.76	62.19	74.00	-11.81	peak
3	5464.310	23.64	40.77	64.41	68.20	-3.79	peak
4	5470.000	22.91	40.78	63.69	68.20	-4.51	peak

This report shall not be reproduced except in full, without the written approval of UL Verification Services (Guangzhou) Co., Ltd, Song Shan Lake Branch.

Test Mode:	802.11ac VHT80 AV	Frequency(MHz):	5530
Polarity:	Vertical	Test Voltage:	DC 12V

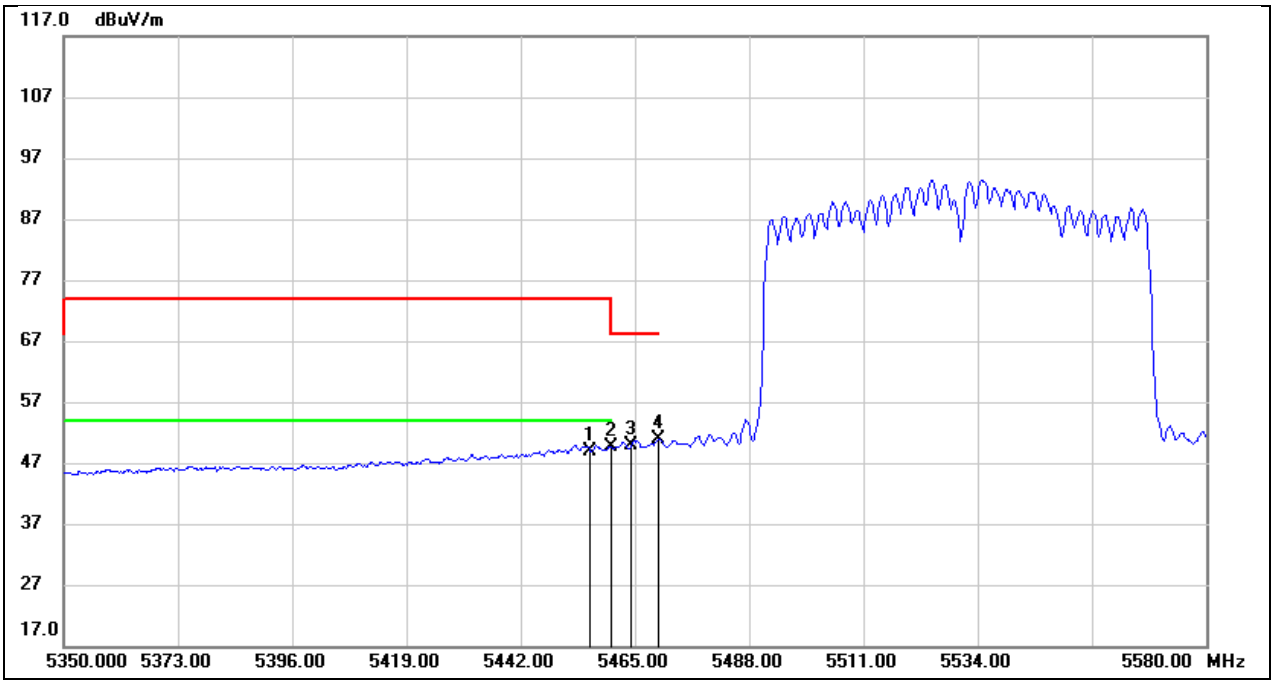

No.	Frequency (MHz)	Reading (dBuV)	Correct (dB/m)	Result (dBuV/m)	Limit (dBuV/m)	Margin (dB)	Remark
1	5456.260	8.14	40.75	48.89	54.00	-5.11	AVG
2	5460.000	8.99	40.76	49.75	54.00	-4.25	AVG
3	5464.310	9.09	40.77	49.86	/	/	AVG
4	5470.000	10.09	40.78	50.87	/	/	AVG

This report shall not be reproduced except in full, without the written approval of UL Verification Services (Guangzhou) Co., Ltd, Song Shan Lake Branch.

Test Mode:	802.11ac VHT80 PK	Frequency(MHz):	5610
Polarity:	Vertical	Test Voltage:	DC 12V

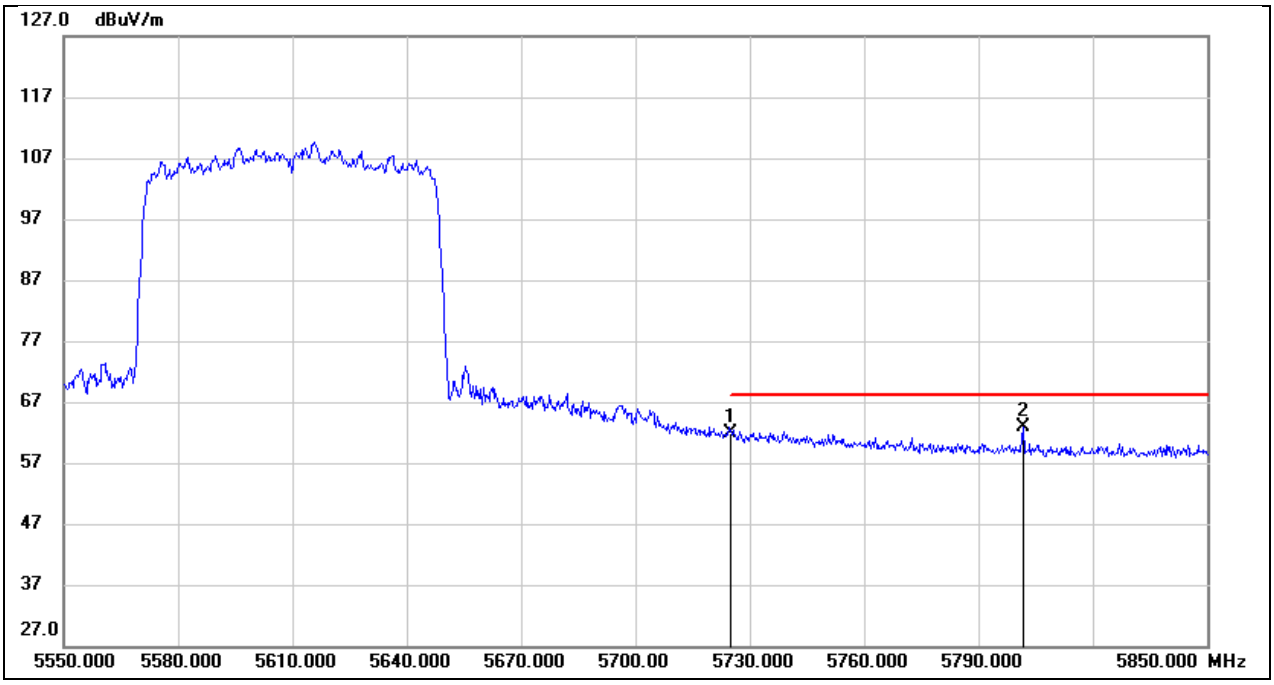

No.	Frequency (MHz)	Reading (dBuV)	Correct (dB/m)	Result (dBuV/m)	Limit (dBuV/m)	Margin (dB)	Remark
1	5725.000	20.60	41.20	61.80	68.20	-6.40	peak
2	5801.700	21.56	41.26	62.82	68.20	-5.38	peak

This report shall not be reproduced except in full, without the written approval of UL Verification Services (Guangzhou) Co., Ltd, Song Shan Lake Branch.

Test Mode:	802.11ac VHT80 PK	Frequency(MHz):	5775
Polarity:	Vertical	Test Voltage:	DC 12V

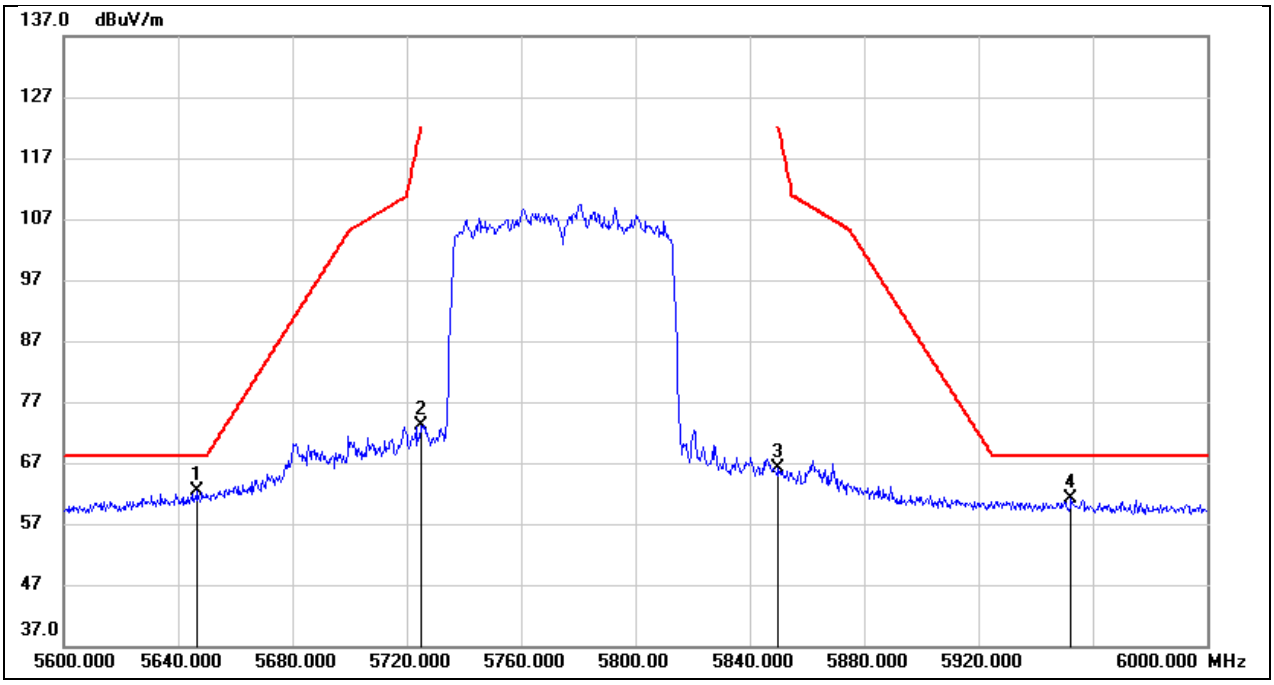

No.	Frequency (MHz)	Reading (dBuV)	Correct (dB/m)	Result (dBuV/m)	Limit (dBuV/m)	Margin (dB)	Remark
1	5646.400	21.26	41.13	62.39	68.20	-5.81	peak
2	5725.000	31.99	41.20	73.19	122.20	-49.01	peak
3	5850.000	24.77	41.36	66.13	122.20	-56.07	peak
4	5952.400	19.60	41.55	61.15	68.20	-7.05	peak

This report shall not be reproduced except in full, without the written approval of UL Verification Services (Guangzhou) Co., Ltd, Song Shan Lake Branch.

Test Mode:	802.11ax HE20 PK	Frequency(MHz):	5180
Polarity:	Vertical	Test Voltage:	DC 12V

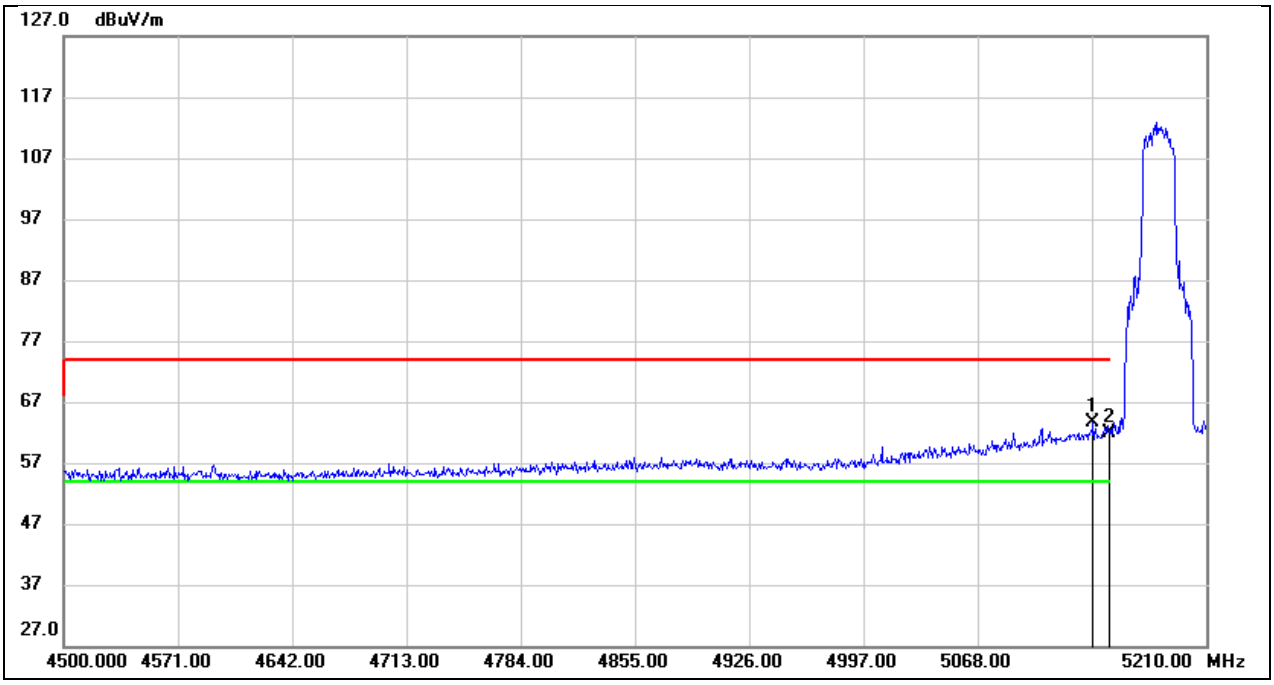

No.	Frequency (MHz)	Reading (dBuV)	Correct (dB/m)	Result (dBuV/m)	Limit (dBuV/m)	Margin (dB)	Remark
1	5139.710	23.60	40.03	63.63	74.00	-10.37	peak
2	5150.000	21.77	40.04	61.81	74.00	-12.19	peak

This report shall not be reproduced except in full, without the written approval of UL Verification Services (Guangzhou) Co., Ltd, Song Shan Lake Branch.

Test Mode:	802.11ax HE20 AV	Frequency(MHz):	5180
Polarity:	Vertical	Test Voltage:	DC 12V

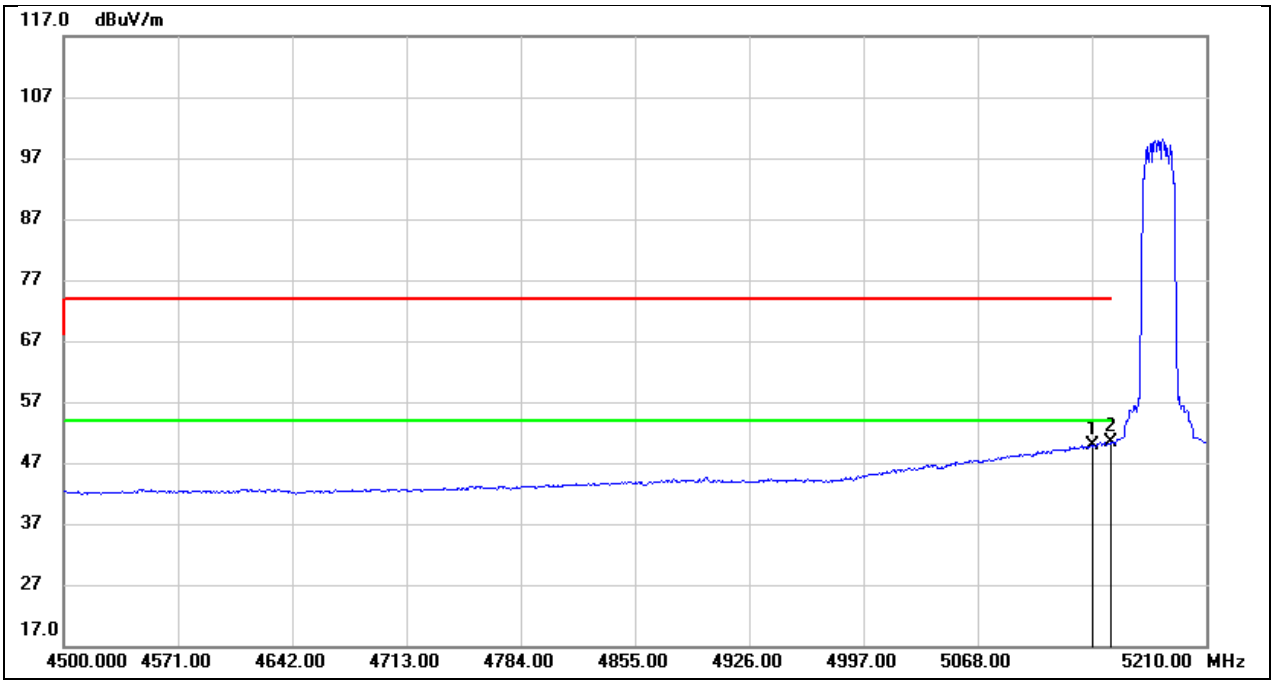

No.	Frequency (MHz)	Reading (dBuV)	Correct (dB/m)	Result (dBuV/m)	Limit (dBuV/m)	Margin (dB)	Remark
1	5139.710	9.84	40.03	49.87	54.00	-4.13	AVG
2	5150.000	10.24	40.04	50.28	54.00	-3.72	AVG

This report shall not be reproduced except in full, without the written approval of UL Verification Services (Guangzhou) Co., Ltd, Song Shan Lake Branch.

Test Mode:	802.11ax HE20 PK	Frequency(MHz):	5240
Polarity:	Vertical	Test Voltage:	DC 12V

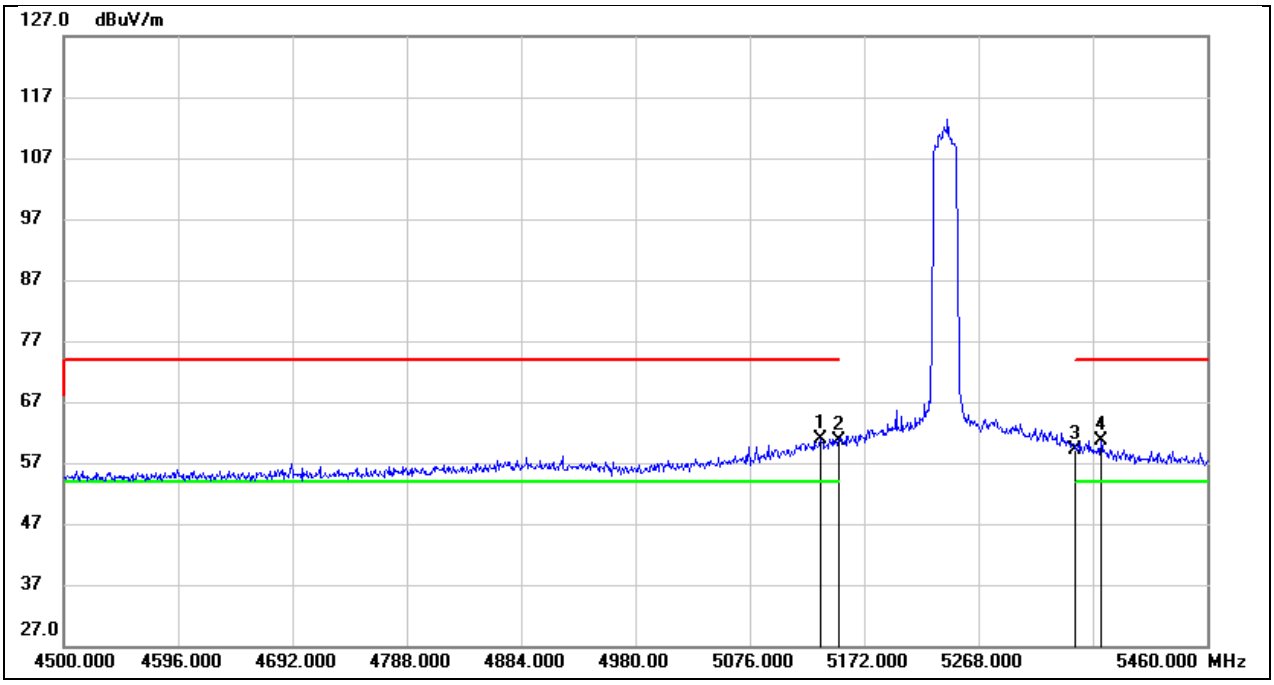

No.	Frequency (MHz)	Reading (dBuV)	Correct (dB/m)	Result (dBuV/m)	Limit (dBuV/m)	Margin (dB)	Remark
1	5135.520	20.87	40.01	60.88	74.00	-13.12	peak
2	5150.000	20.47	40.04	60.51	74.00	-13.49	peak
3	5350.000	18.58	40.49	59.07	74.00	-14.93	peak
4	5370.720	20.05	40.54	60.59	74.00	-13.41	peak

This report shall not be reproduced except in full, without the written approval of UL Verification Services (Guangzhou) Co., Ltd, Song Shan Lake Branch.

Test Mode:	802.11ax HE20 AV	Frequency(MHz):	5240
Polarity:	Vertical	Test Voltage:	DC 12V

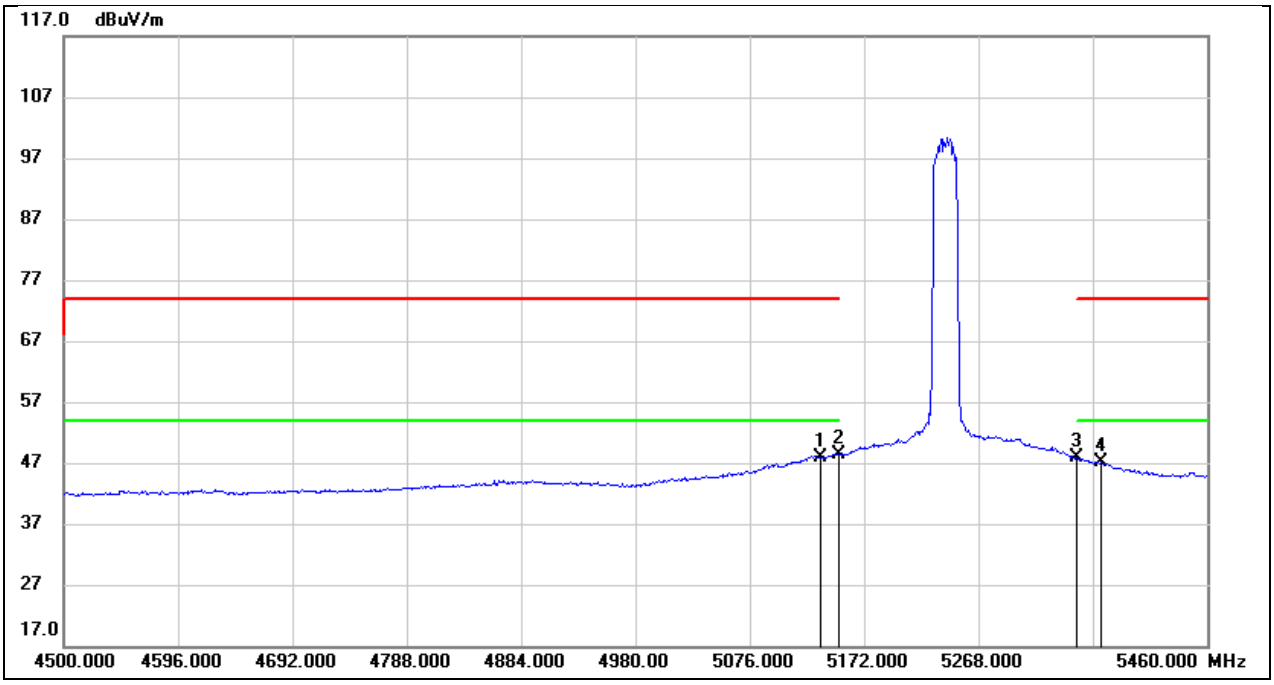

No.	Frequency (MHz)	Reading (dBuV)	Correct (dB/m)	Result (dBuV/m)	Limit (dBuV/m)	Margin (dB)	Remark
1	5135.520	7.96	40.01	47.97	54.00	-6.03	AVG
2	5150.000	8.44	40.04	48.48	54.00	-5.52	AVG
3	5350.000	7.31	40.49	47.80	54.00	-6.20	AVG
4	5370.720	6.52	40.54	47.06	54.00	-6.94	AVG

This report shall not be reproduced except in full, without the written approval of UL Verification Services (Guangzhou) Co., Ltd, Song Shan Lake Branch.

Test Mode:	802.11ax HE20 PK	Frequency(MHz):	5260
Polarity:	Vertical	Test Voltage:	DC 12V

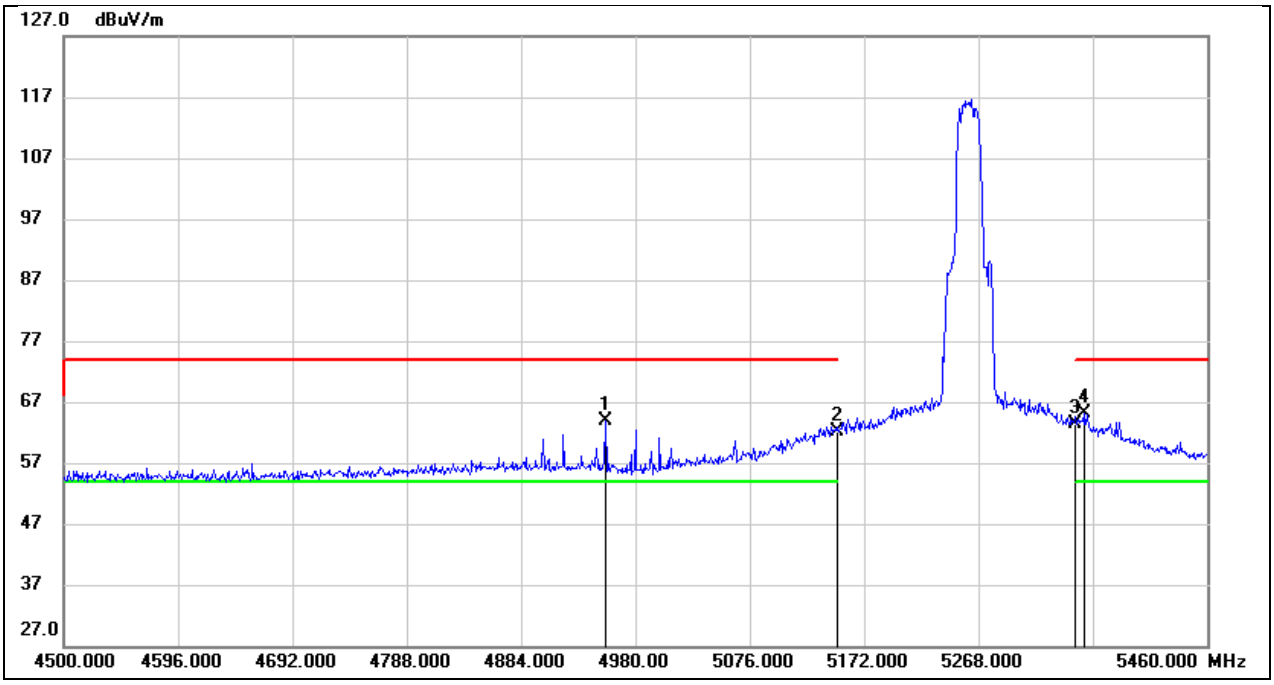

No.	Frequency (MHz)	Reading (dBuV)	Correct (dB/m)	Result (dBuV/m)	Limit (dBuV/m)	Margin (dB)	Remark
1	4955.040	24.09	39.68	63.77	74.00	-10.23	peak
2	5150.000	21.99	40.04	62.03	74.00	-11.97	peak
3	5350.000	22.91	40.49	63.40	74.00	-10.60	peak
4	5356.320	24.66	40.51	65.17	74.00	-8.83	peak

This report shall not be reproduced except in full, without the written approval of UL Verification Services (Guangzhou) Co., Ltd, Song Shan Lake Branch.

Test Mode:	802.11ax HE20 AV	Frequency(MHz):	5260
Polarity:	Vertical	Test Voltage:	DC 12V

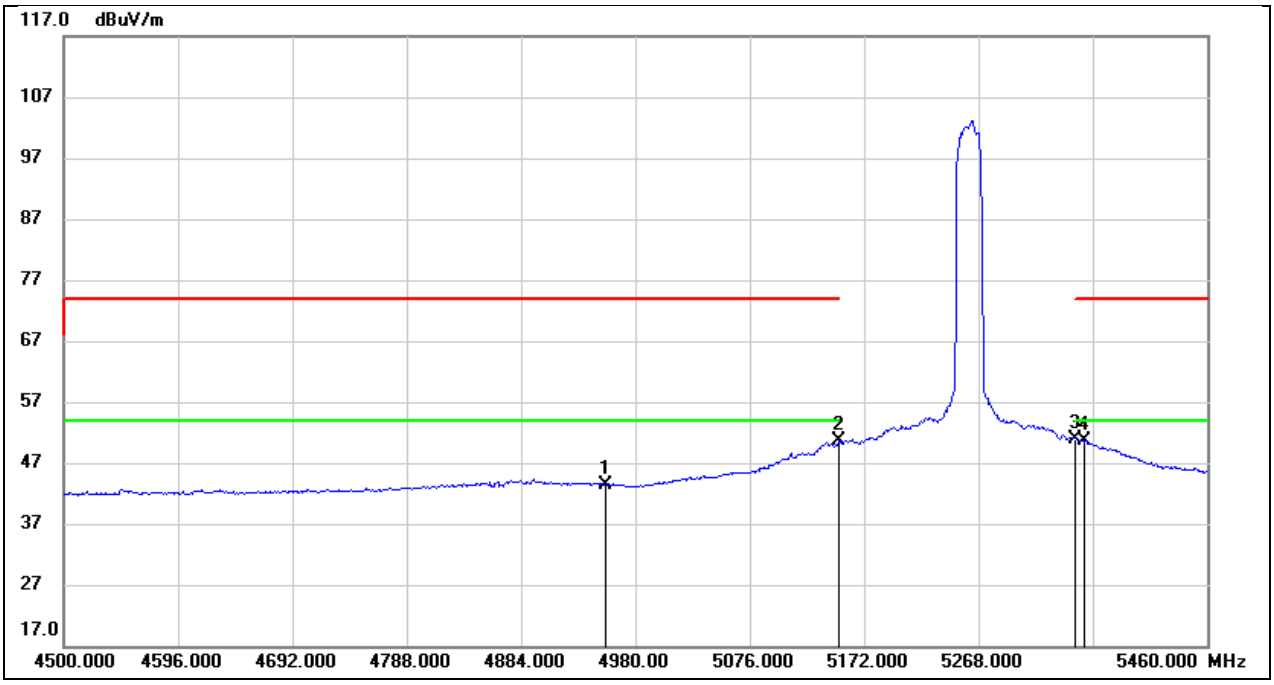

No.	Frequency (MHz)	Reading (dBuV)	Correct (dB/m)	Result (dBuV/m)	Limit (dBuV/m)	Margin (dB)	Remark
1	4955.040	3.77	39.68	43.45	54.00	-10.55	AVG
2	5150.000	10.50	40.04	50.54	54.00	-3.46	AVG
3	5350.000	10.43	40.49	50.92	54.00	-3.08	AVG
4	5356.320	10.01	40.51	50.52	54.00	-3.48	AVG

This report shall not be reproduced except in full, without the written approval of UL Verification Services (Guangzhou) Co., Ltd, Song Shan Lake Branch.

Test Mode:	802.11ax HE20 PK	Frequency(MHz):	5320
Polarity:	Vertical	Test Voltage:	DC 12V

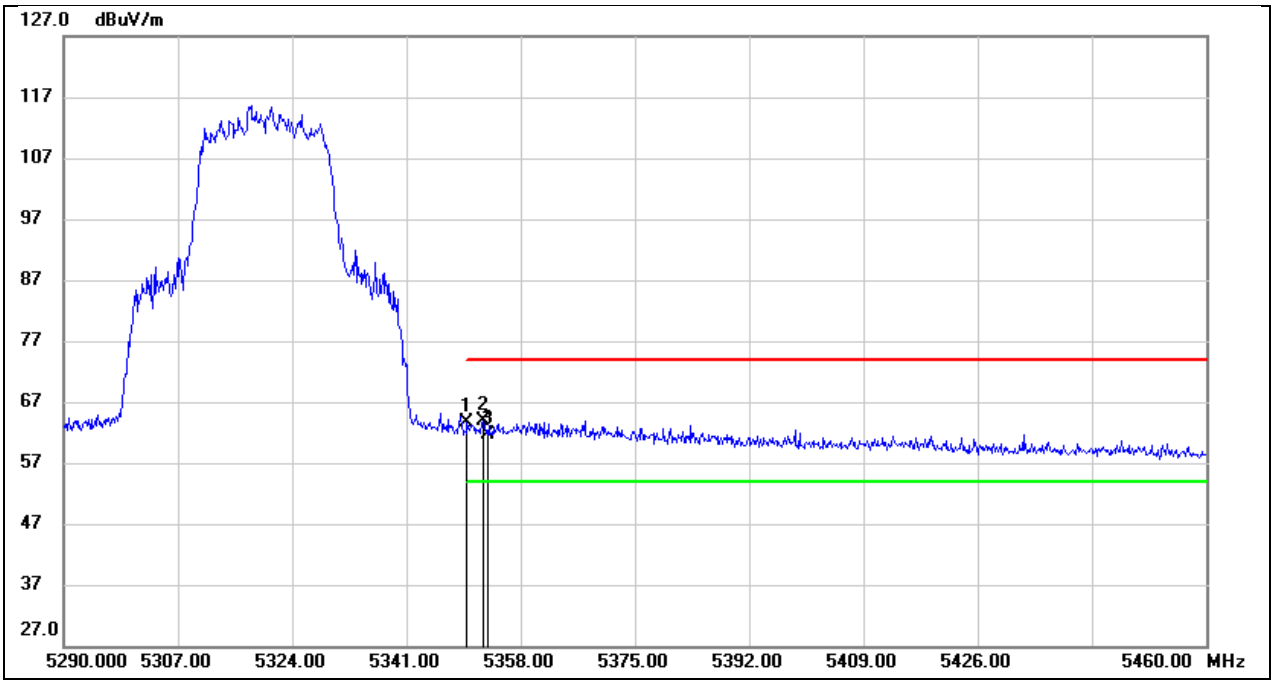

No.	Frequency (MHz)	Reading (dBuV)	Correct (dB/m)	Result (dBuV/m)	Limit (dBuV/m)	Margin (dB)	Remark
1	5350.000	23.06	40.49	63.55	74.00	-10.45	peak
2	5352.390	23.49	40.50	63.99	74.00	-10.01	peak
3	5353.070	21.16	40.50	61.66	74.00	-12.34	peak

This report shall not be reproduced except in full, without the written approval of UL Verification Services (Guangzhou) Co., Ltd, Song Shan Lake Branch.

Test Mode:	802.11ax HE20 AV	Frequency(MHz):	5320
Polarity:	Vertical	Test Voltage:	DC 12V

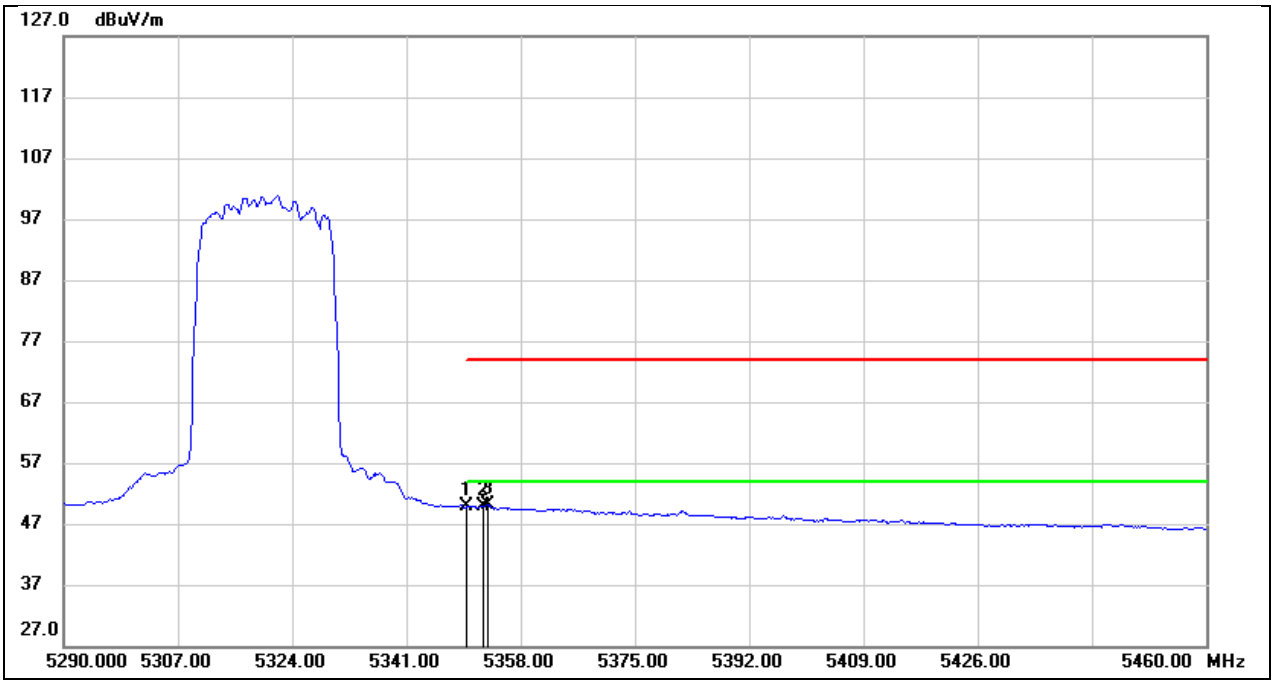

No.	Frequency (MHz)	Reading (dBuV)	Correct (dB/m)	Result (dBuV/m)	Limit (dBuV/m)	Margin (dB)	Remark
1	5350.000	9.28	40.49	49.77	54.00	-4.23	AVG
2	5352.390	9.39	40.50	49.89	54.00	-4.11	AVG
3	5353.070	9.58	40.50	50.08	54.00	-3.92	AVG

This report shall not be reproduced except in full, without the written approval of UL Verification Services (Guangzhou) Co., Ltd, Song Shan Lake Branch.

Test Mode:	802.11ax HE20 PK	Frequency(MHz):	5500
Polarity:	Vertical	Test Voltage:	DC 12V

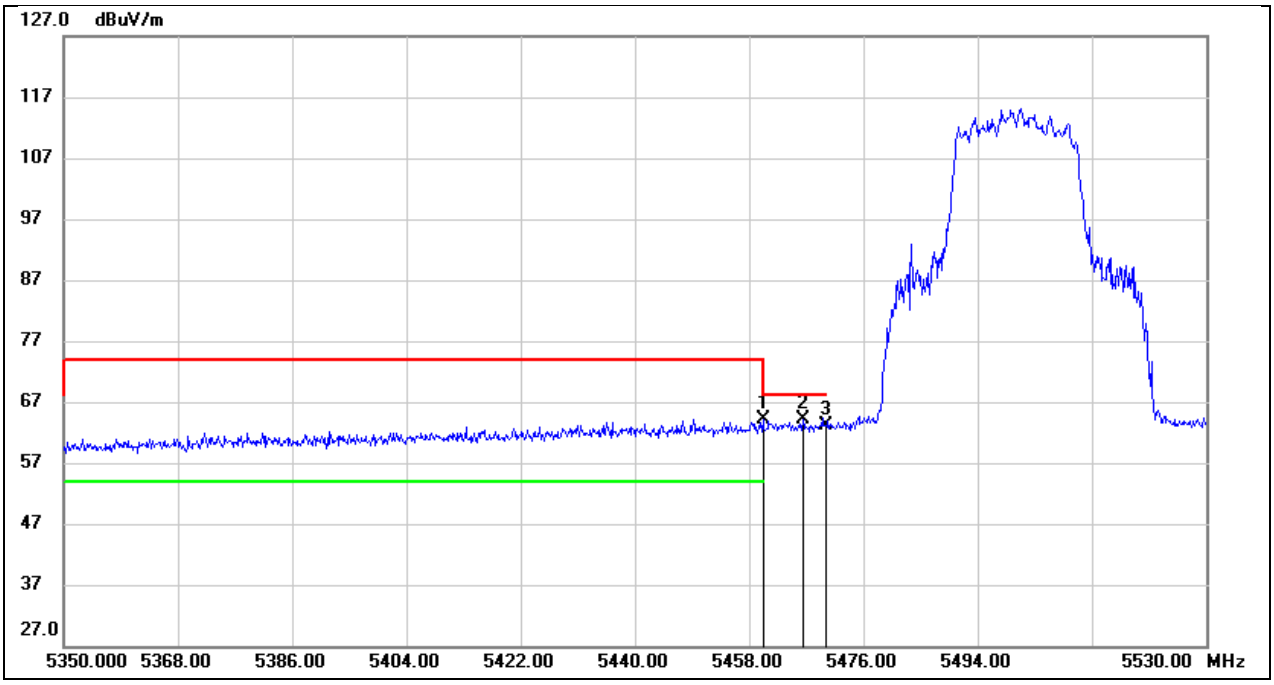

No.	Frequency (MHz)	Reading (dBuV)	Correct (dB/m)	Result (dBuV/m)	Limit (dBuV/m)	Margin (dB)	Remark
1	5460.000	23.39	40.76	64.15	74.00	-9.85	peak
2	5466.460	23.32	40.78	64.10	68.20	-4.10	peak
3	5470.000	22.47	40.78	63.25	68.20	-4.95	peak

This report shall not be reproduced except in full, without the written approval of UL Verification Services (Guangzhou) Co., Ltd, Song Shan Lake Branch.

Test Mode:	802.11ax HE20 AV	Frequency(MHz):	5500
Polarity:	Vertical	Test Voltage:	DC 12V

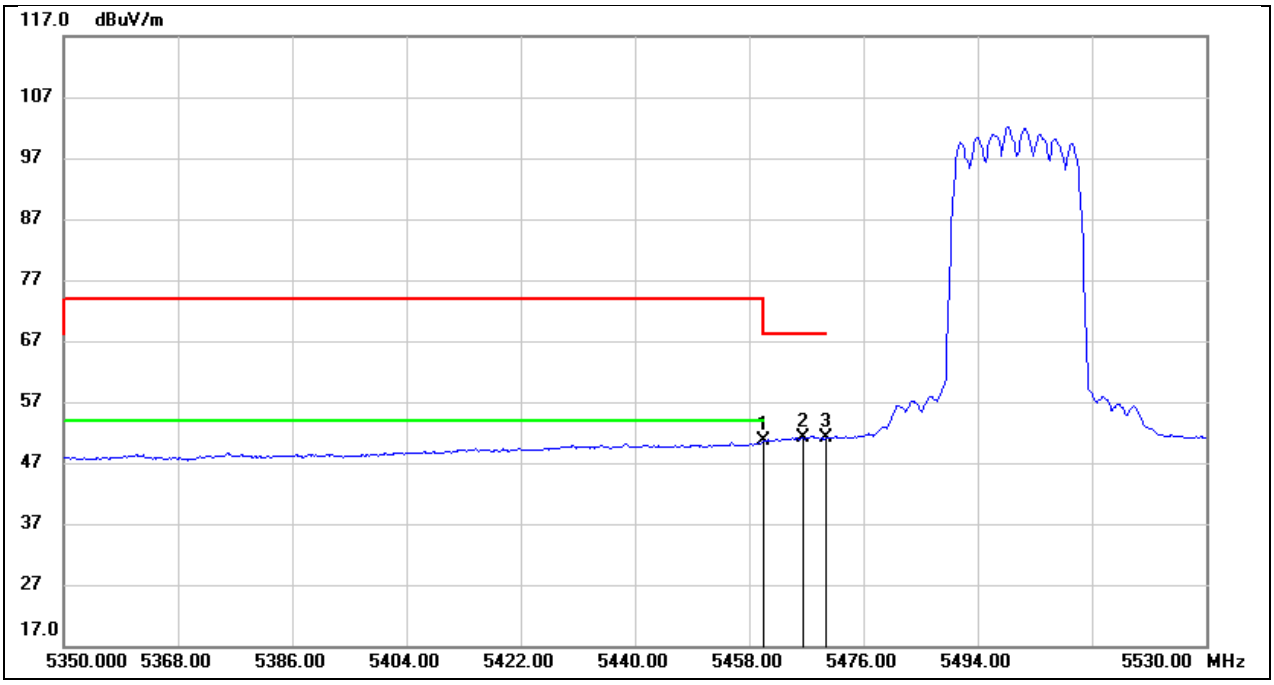

No.	Frequency (MHz)	Reading (dBuV)	Correct (dB/m)	Result (dBuV/m)	Limit (dBuV/m)	Margin (dB)	Remark
1	5460.000	9.81	40.76	50.57	54.00	-3.43	AVG
2	5466.460	10.26	40.78	51.04	/	/	AVG
3	5470.000	10.28	40.78	51.06	/	/	AVG

This report shall not be reproduced except in full, without the written approval of UL Verification Services (Guangzhou) Co., Ltd, Song Shan Lake Branch.

Test Mode:	802.11ax HE20 PK	Frequency(MHz):	5700
Polarity:	Vertical	Test Voltage:	DC 12V

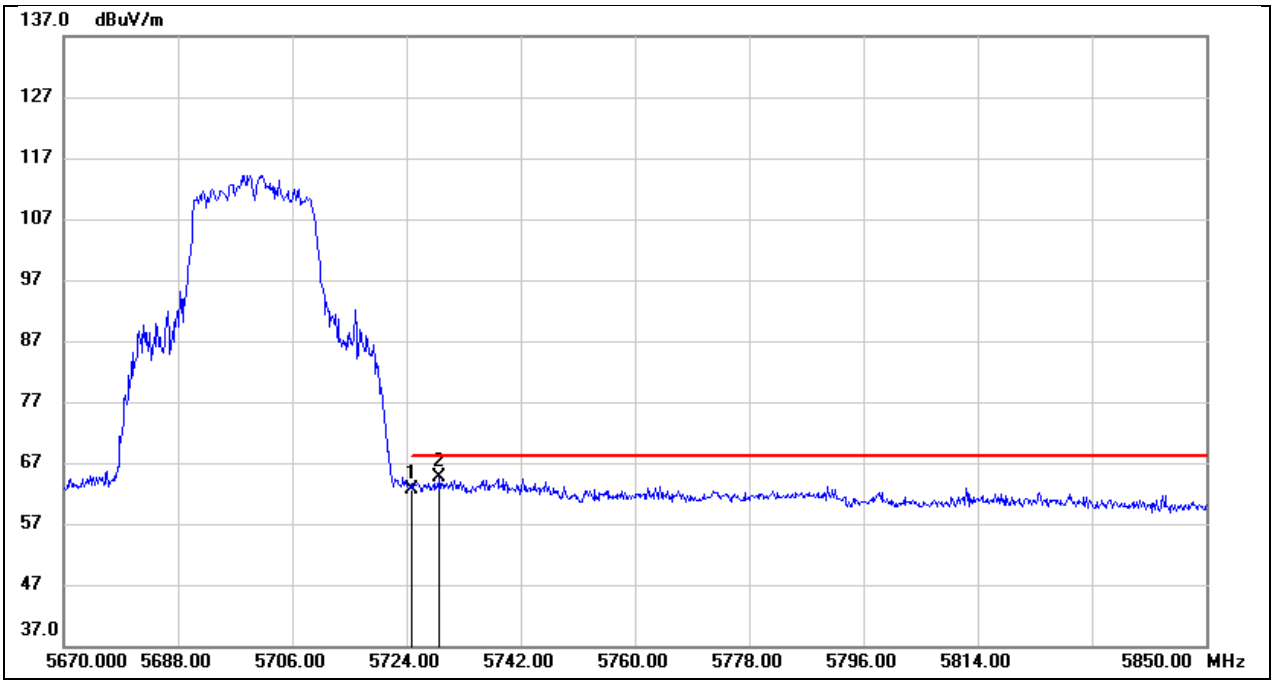

No.	Frequency (MHz)	Reading (dBuV)	Correct (dB/m)	Result (dBuV/m)	Limit (dBuV/m)	Margin (dB)	Remark
1	5725.000	21.55	41.20	62.75	68.20	-5.45	peak
2	5729.220	23.34	41.20	64.54	68.20	-3.66	peak

This report shall not be reproduced except in full, without the written approval of UL Verification Services (Guangzhou) Co., Ltd, Song Shan Lake Branch.

Test Mode:	802.11ax HE20 PK	Frequency(MHz):	5745
Polarity:	Vertical	Test Voltage:	DC 12V

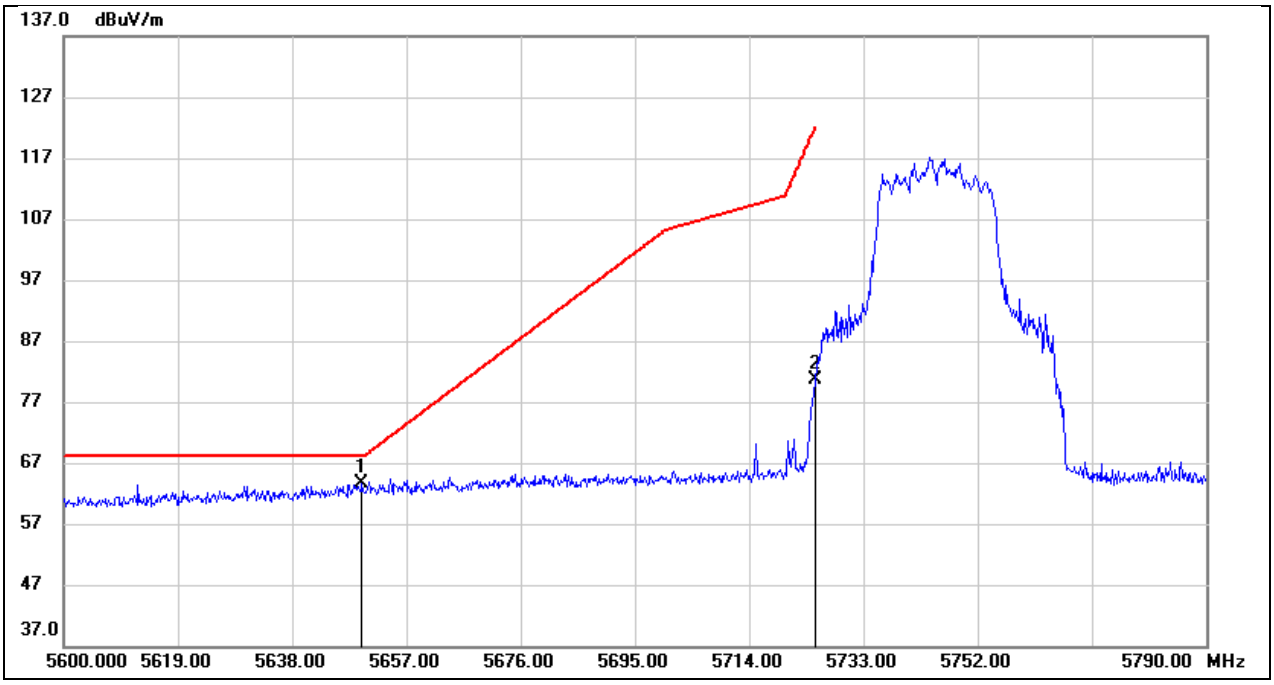

No.	Frequency (MHz)	Reading (dBuV)	Correct (dB/m)	Result (dBuV/m)	Limit (dBuV/m)	Margin (dB)	Remark
1	5649.590	22.50	41.13	63.63	68.20	-4.57	peak
2	5725.000	39.49	41.20	80.69	122.20	-41.51	peak

This report shall not be reproduced except in full, without the written approval of UL Verification Services (Guangzhou) Co., Ltd, Song Shan Lake Branch.

Test Mode:	802.11ax HE20 PK	Frequency(MHz):	5825
Polarity:	Vertical	Test Voltage:	DC 12V

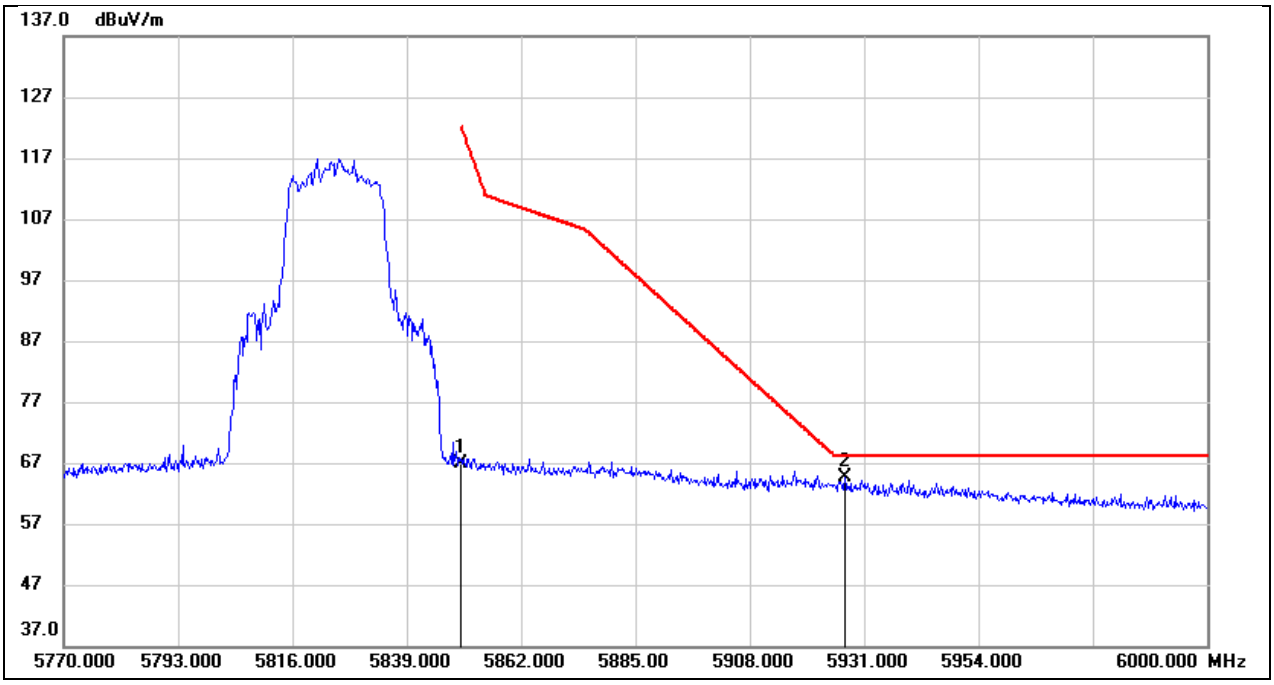

No.	Frequency (MHz)	Reading (dBuV)	Correct (dB/m)	Result (dBuV/m)	Limit (dBuV/m)	Margin (dB)	Remark
1	5850.000	25.48	41.36	66.84	122.20	-55.36	peak
2	5927.090	23.18	41.51	64.69	68.20	-3.51	peak

This report shall not be reproduced except in full, without the written approval of UL Verification Services (Guangzhou) Co., Ltd, Song Shan Lake Branch.

Test Mode:	802.11ax HE40 PK	Frequency(MHz):	5190
Polarity:	Vertical	Test Voltage:	DC 12V

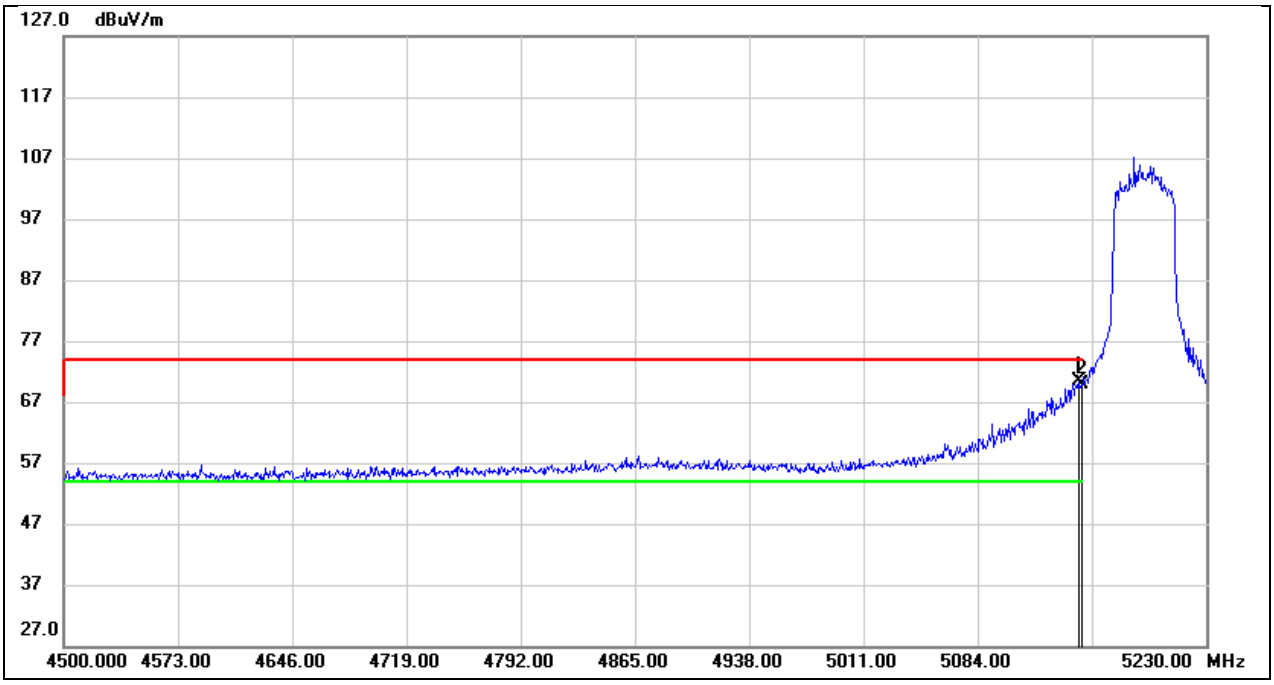

No.	Frequency (MHz)	Reading (dBuV)	Correct (dB/m)	Result (dBuV/m)	Limit (dBuV/m)	Margin (dB)	Remark
1	5148.970	30.39	40.04	70.43	74.00	-3.57	peak
2	5150.000	29.91	40.04	69.95	74.00	-4.05	peak

This report shall not be reproduced except in full, without the written approval of UL Verification Services (Guangzhou) Co., Ltd, Song Shan Lake Branch.

Test Mode:	802.11ax HE40 AV	Frequency(MHz):	5190
Polarity:	Vertical	Test Voltage:	DC 12V

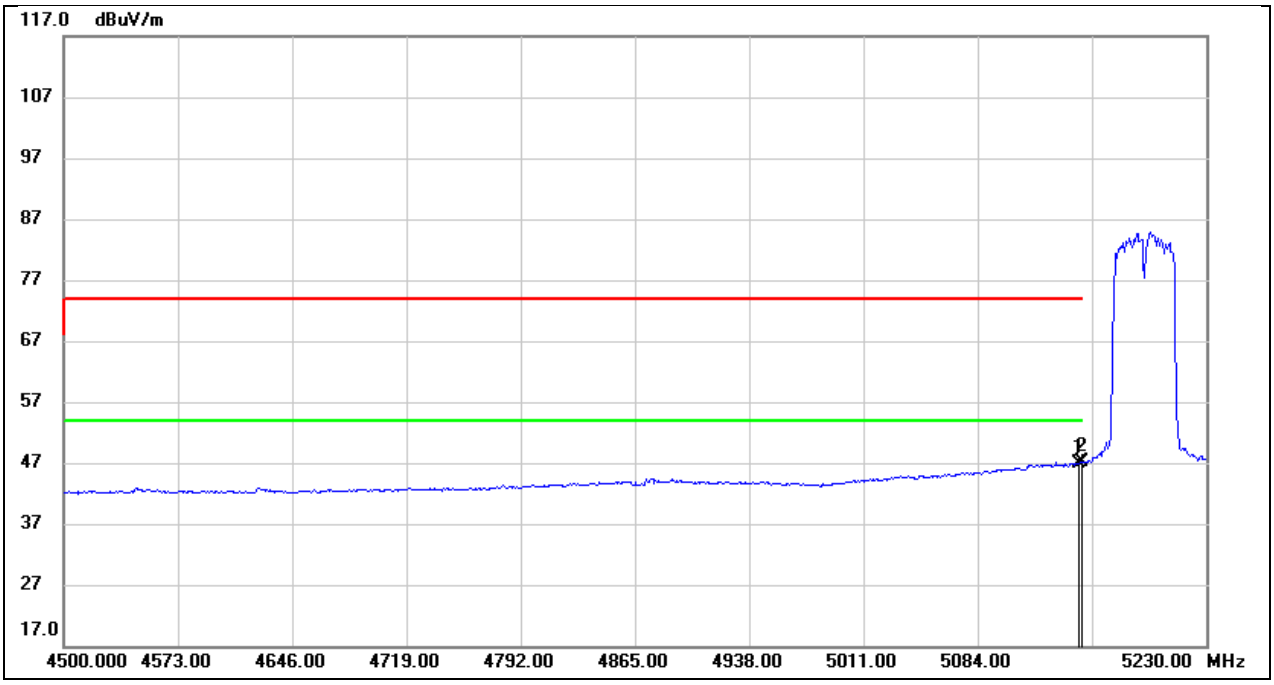

No.	Frequency (MHz)	Reading (dBuV)	Correct (dB/m)	Result (dBuV/m)	Limit (dBuV/m)	Margin (dB)	Remark
1	5148.970	6.87	40.04	46.91	54.00	-7.09	AVG
2	5150.000	7.16	40.04	47.20	54.00	-6.80	AVG

This report shall not be reproduced except in full, without the written approval of UL Verification Services (Guangzhou) Co., Ltd, Song Shan Lake Branch.

Test Mode:	802.11ax HE40 PK	Frequency(MHz):	5230
Polarity:	Vertical	Test Voltage:	DC 12V

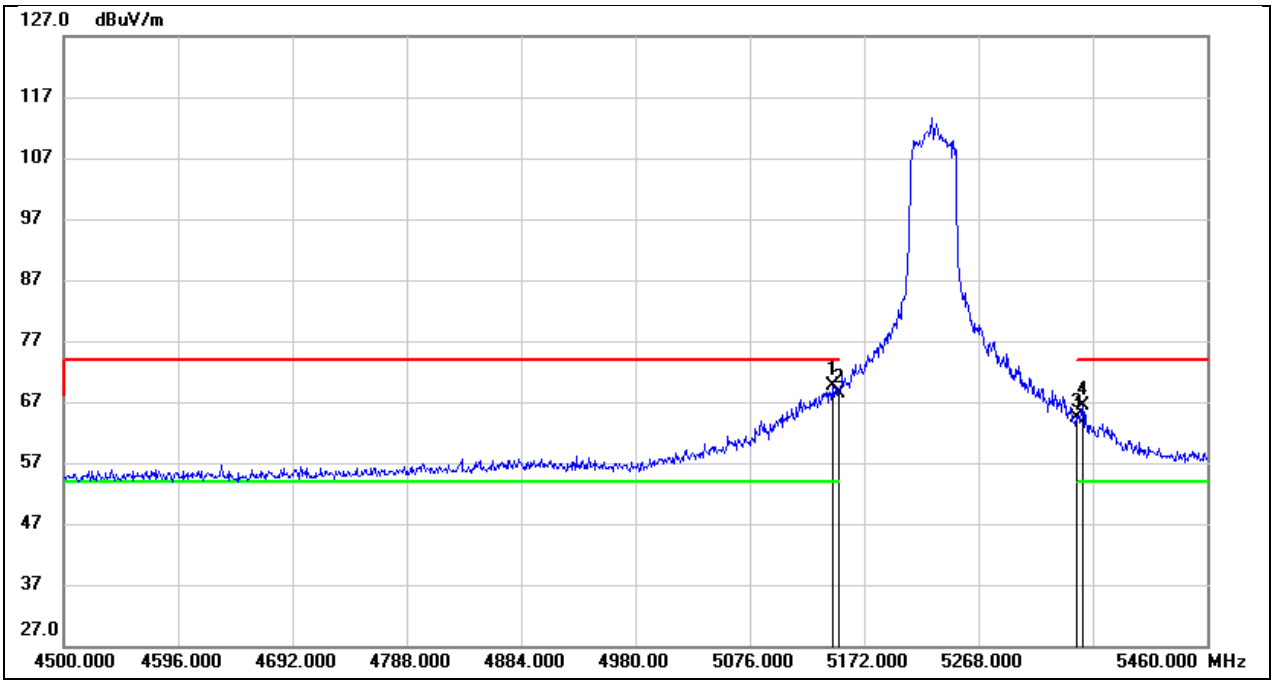

No.	Frequency (MHz)	Reading (dBuV)	Correct (dB/m)	Result (dBuV/m)	Limit (dBuV/m)	Margin (dB)	Remark
1	5145.120	29.55	40.03	69.58	74.00	-4.42	peak
2	5150.000	28.35	40.04	68.39	74.00	-5.61	peak
3	5350.000	24.00	40.49	64.49	74.00	-9.51	peak
4	5355.360	25.79	40.51	66.30	74.00	-7.70	peak

This report shall not be reproduced except in full, without the written approval of UL Verification Services (Guangzhou) Co., Ltd, Song Shan Lake Branch.

Test Mode:	802.11ax HE40 AV	Frequency(MHz):	5230
Polarity:	Vertical	Test Voltage:	DC 12V

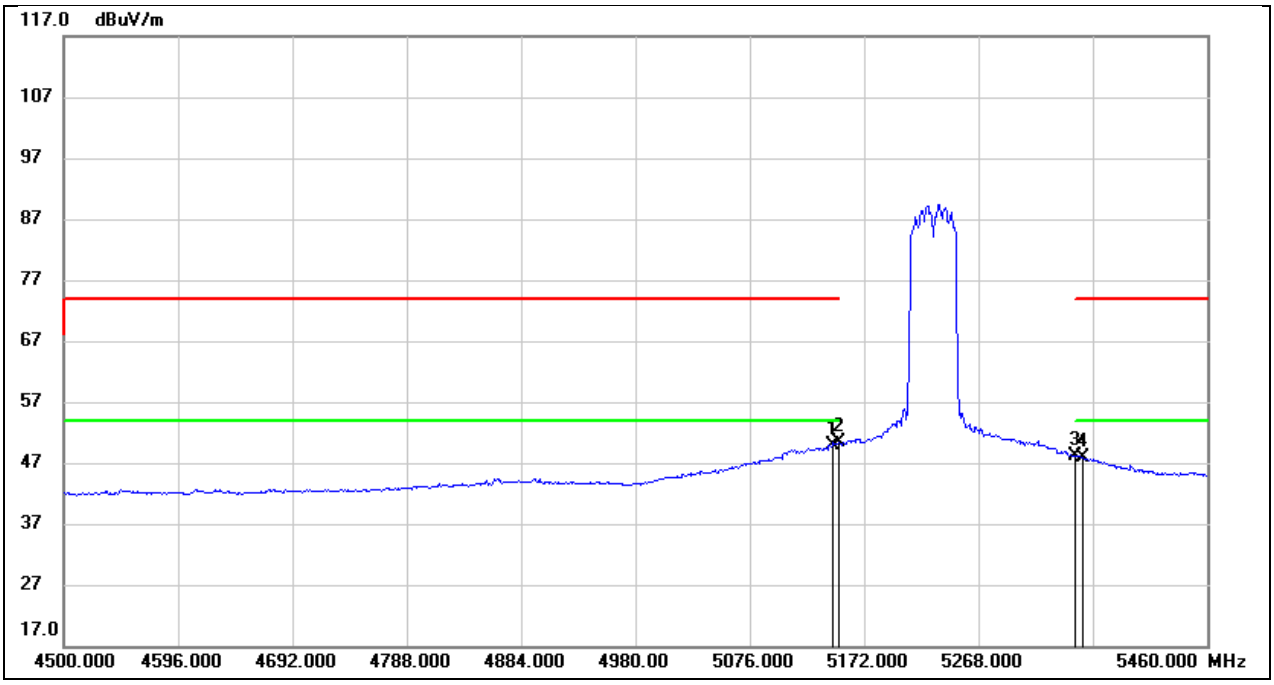

No.	Frequency (MHz)	Reading (dBuV)	Correct (dB/m)	Result (dBuV/m)	Limit (dBuV/m)	Margin (dB)	Remark
1	5145.120	9.91	40.03	49.94	54.00	-4.06	AVG
2	5150.000	10.22	40.04	50.26	54.00	-3.74	AVG
3	5350.000	7.61	40.49	48.10	54.00	-5.90	AVG
4	5355.360	7.46	40.51	47.97	54.00	-6.03	AVG

This report shall not be reproduced except in full, without the written approval of UL Verification Services (Guangzhou) Co., Ltd, Song Shan Lake Branch.

Test Mode:	802.11ax HE40 PK	Frequency(MHz):	5270
Polarity:	Vertical	Test Voltage:	DC 12V

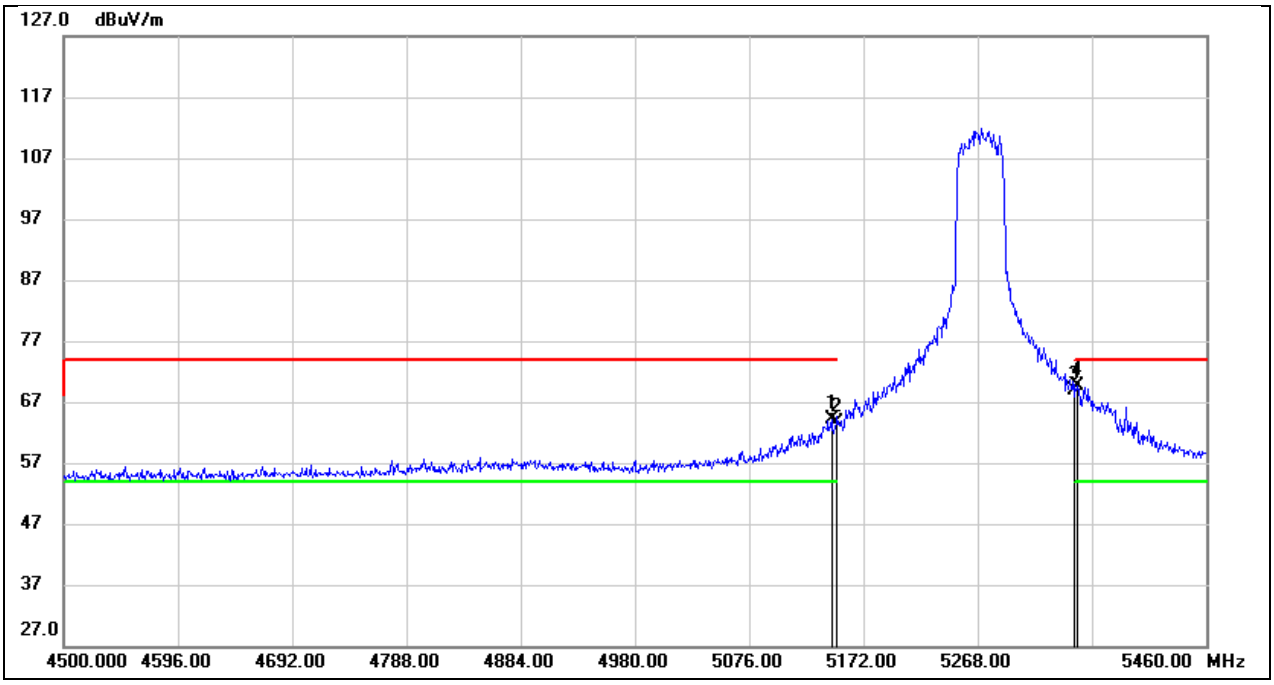

No.	Frequency (MHz)	Reading (dBuV)	Correct (dB/m)	Result (dBuV/m)	Limit (dBuV/m)	Margin (dB)	Remark
1	5145.120	24.02	40.03	64.05	74.00	-9.95	peak
2	5150.000	23.53	40.04	63.57	74.00	-10.43	peak
3	5350.000	28.35	40.49	68.84	74.00	-5.16	peak
4	5351.520	29.15	40.50	69.65	74.00	-4.35	peak

This report shall not be reproduced except in full, without the written approval of UL Verification Services (Guangzhou) Co., Ltd, Song Shan Lake Branch.

Test Mode:	802.11ax HE40 AV	Frequency(MHz):	5270
Polarity:	Vertical	Test Voltage:	DC 12V

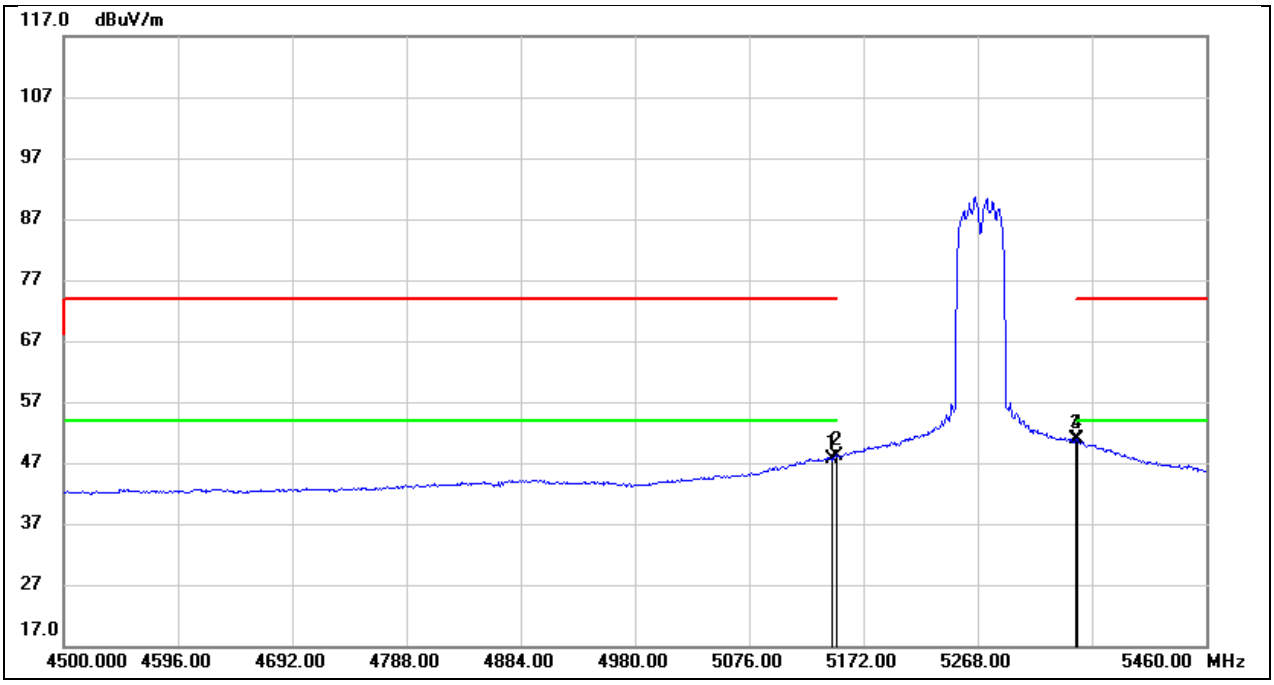

No.	Frequency (MHz)	Reading (dBuV)	Correct (dB/m)	Result (dBuV/m)	Limit (dBuV/m)	Margin (dB)	Remark
1	5145.120	7.70	40.03	47.73	54.00	-6.27	AVG
2	5150.000	8.09	40.04	48.13	54.00	-5.87	AVG
3	5350.000	10.46	40.49	50.95	54.00	-3.05	AVG
4	5351.520	10.34	40.50	50.84	54.00	-3.16	AVG

This report shall not be reproduced except in full, without the written approval of UL Verification Services (Guangzhou) Co., Ltd, Song Shan Lake Branch.

Test Mode:	802.11ax HE40 PK	Frequency(MHz):	5310
Polarity:	Vertical	Test Voltage:	DC 12V

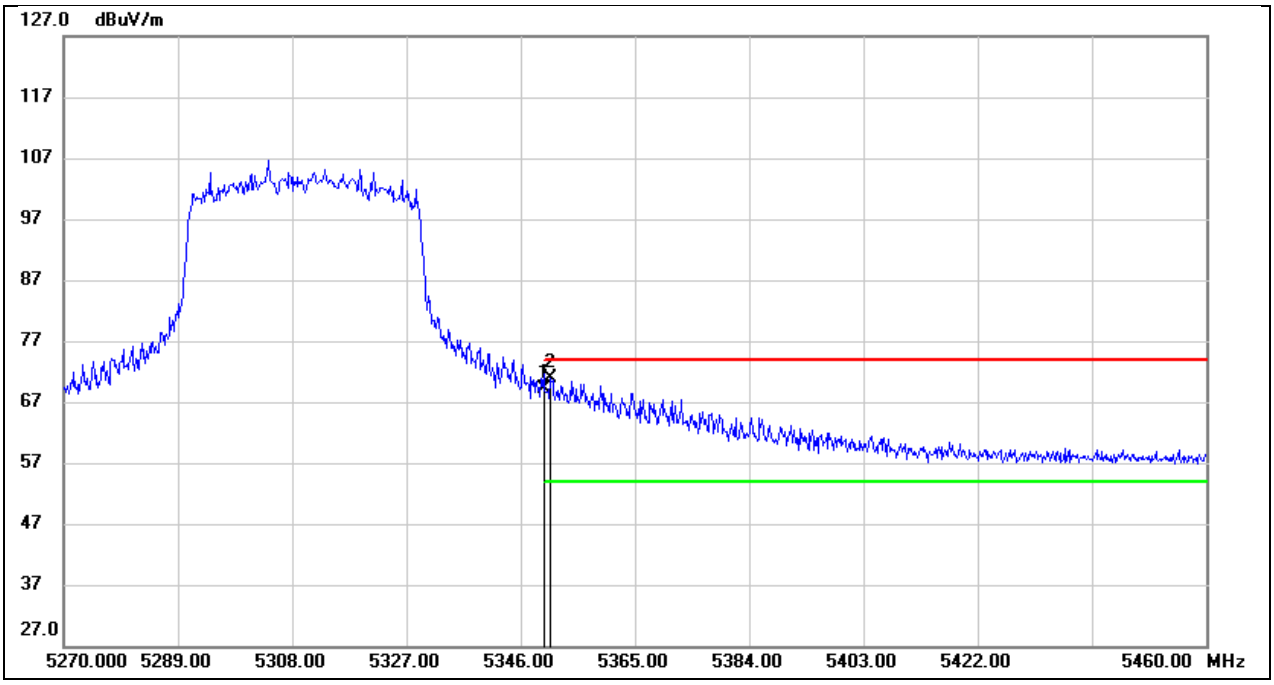

No.	Frequency (MHz)	Reading (dBuV)	Correct (dB/m)	Result (dBuV/m)	Limit (dBuV/m)	Margin (dB)	Remark
1	5350.000	28.73	40.49	69.22	74.00	-4.78	peak
2	5350.940	30.38	40.50	70.88	74.00	-3.12	peak

This report shall not be reproduced except in full, without the written approval of UL Verification Services (Guangzhou) Co., Ltd, Song Shan Lake Branch.

Test Mode:	802.11ax HE40 AV	Frequency(MHz):	5310
Polarity:	Vertical	Test Voltage:	DC 12V

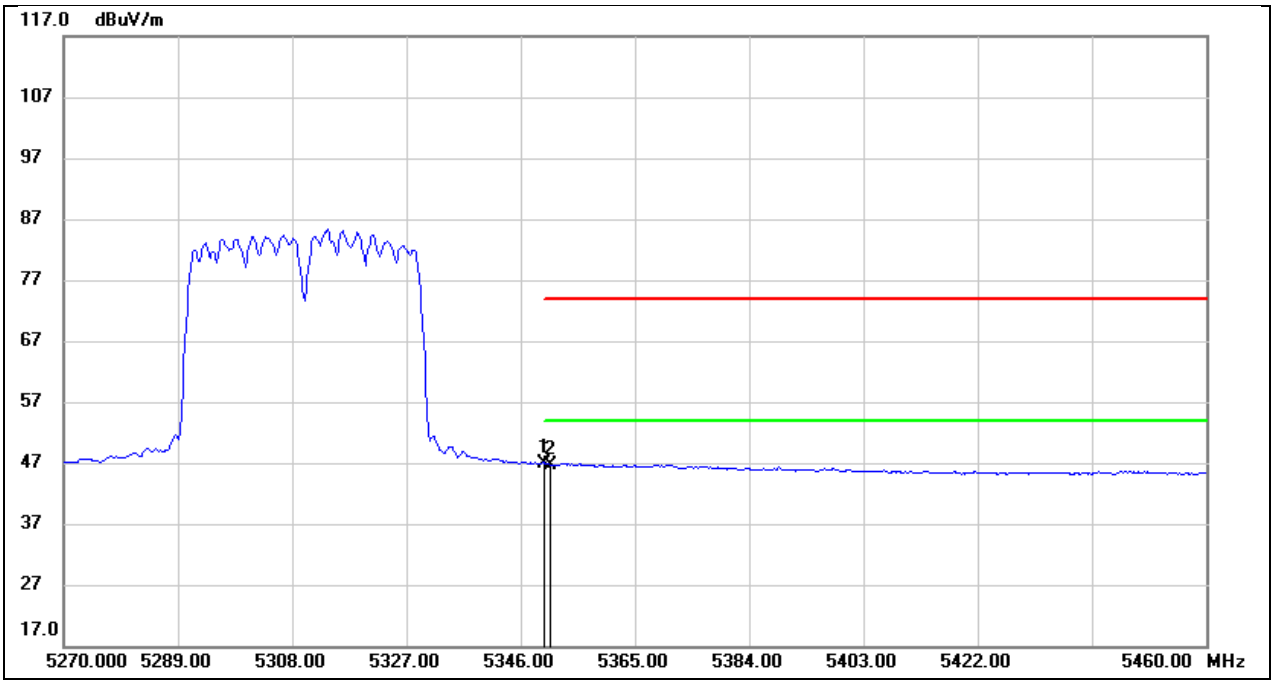

No.	Frequency (MHz)	Reading (dBuV)	Correct (dB/m)	Result (dBuV/m)	Limit (dBuV/m)	Margin (dB)	Remark
1	5350.000	6.44	40.49	46.93	54.00	-7.07	AVG
2	5350.940	6.25	40.50	46.75	54.00	-7.25	AVG

This report shall not be reproduced except in full, without the written approval of UL Verification Services (Guangzhou) Co., Ltd, Song Shan Lake Branch.

Test Mode:	802.11ax HE40 PK	Frequency(MHz):	5510
Polarity:	Vertical	Test Voltage:	DC 12V

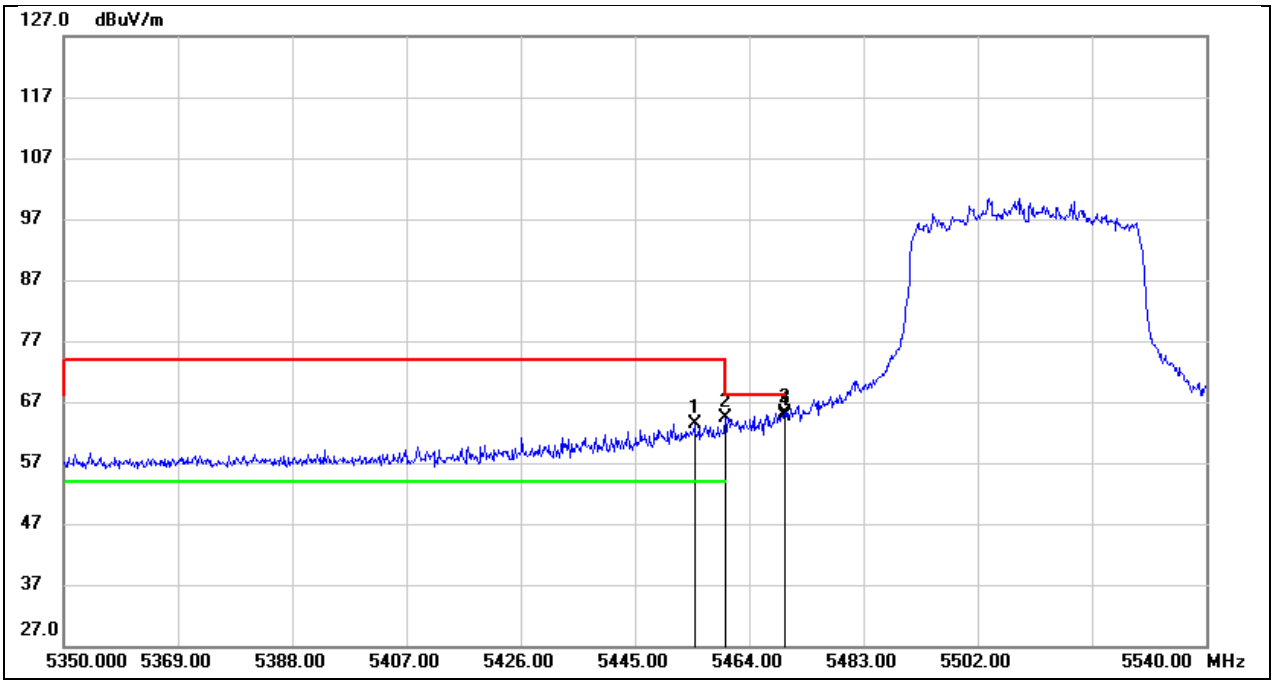

No.	Frequency (MHz)	Reading (dBuV)	Correct (dB/m)	Result (dBuV/m)	Limit (dBuV/m)	Margin (dB)	Remark
1	5454.880	22.68	40.75	63.43	74.00	-10.57	peak
2	5460.000	23.62	40.76	64.38	74.00	-9.62	peak
3	5469.890	24.33	40.78	65.11	68.20	-3.09	peak
4	5470.000	23.96	40.78	64.74	68.20	-3.46	peak

This report shall not be reproduced except in full, without the written approval of UL Verification Services (Guangzhou) Co., Ltd, Song Shan Lake Branch.

Test Mode:	802.11ax HE40 AV	Frequency(MHz):	5510
Polarity:	Vertical	Test Voltage:	DC 12V

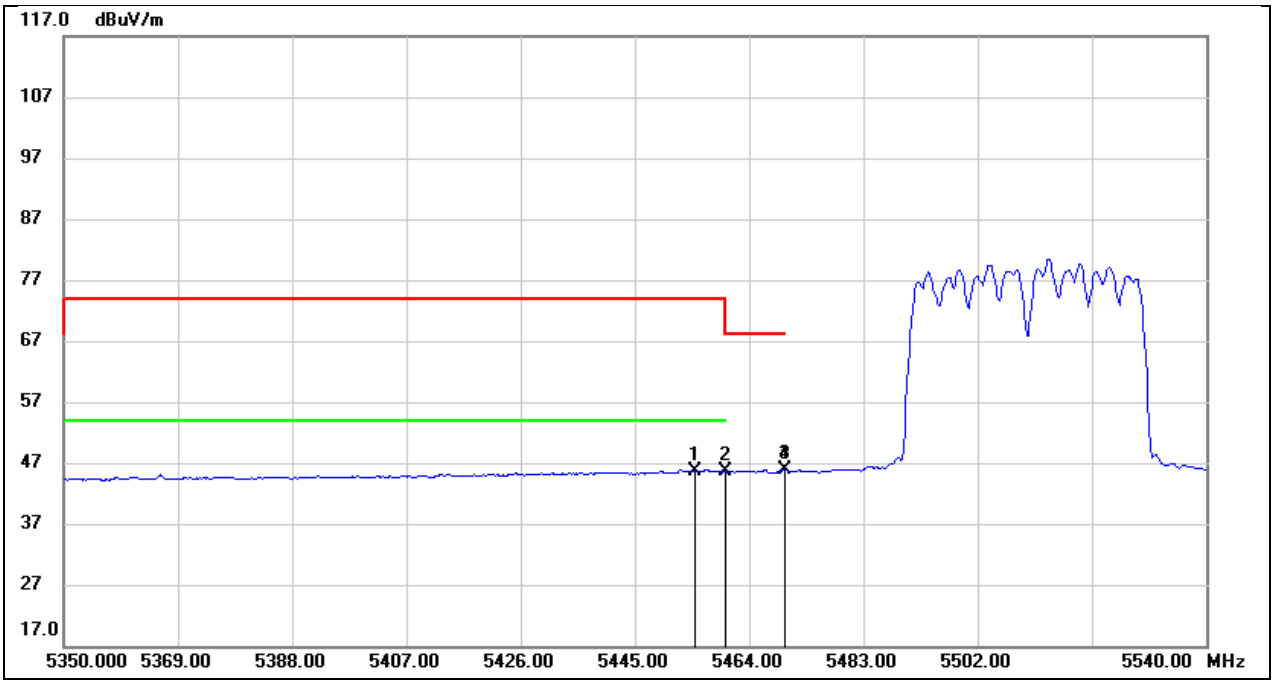

No.	Frequency (MHz)	Reading (dBuV)	Correct (dB/m)	Result (dBuV/m)	Limit (dBuV/m)	Margin (dB)	Remark
1	5454.880	4.84	40.75	45.59	54.00	-8.41	AVG
2	5460.000	4.76	40.76	45.52	54.00	-8.48	AVG
3	5469.890	5.11	40.78	45.89	/	/	AVG
4	5470.000	5.09	40.78	45.87	/	/	AVG

This report shall not be reproduced except in full, without the written approval of UL Verification Services (Guangzhou) Co., Ltd, Song Shan Lake Branch.

Test Mode:	802.11ax HE40 PK	Frequency(MHz):	5670
Polarity:	Vertical	Test Voltage:	DC 12V

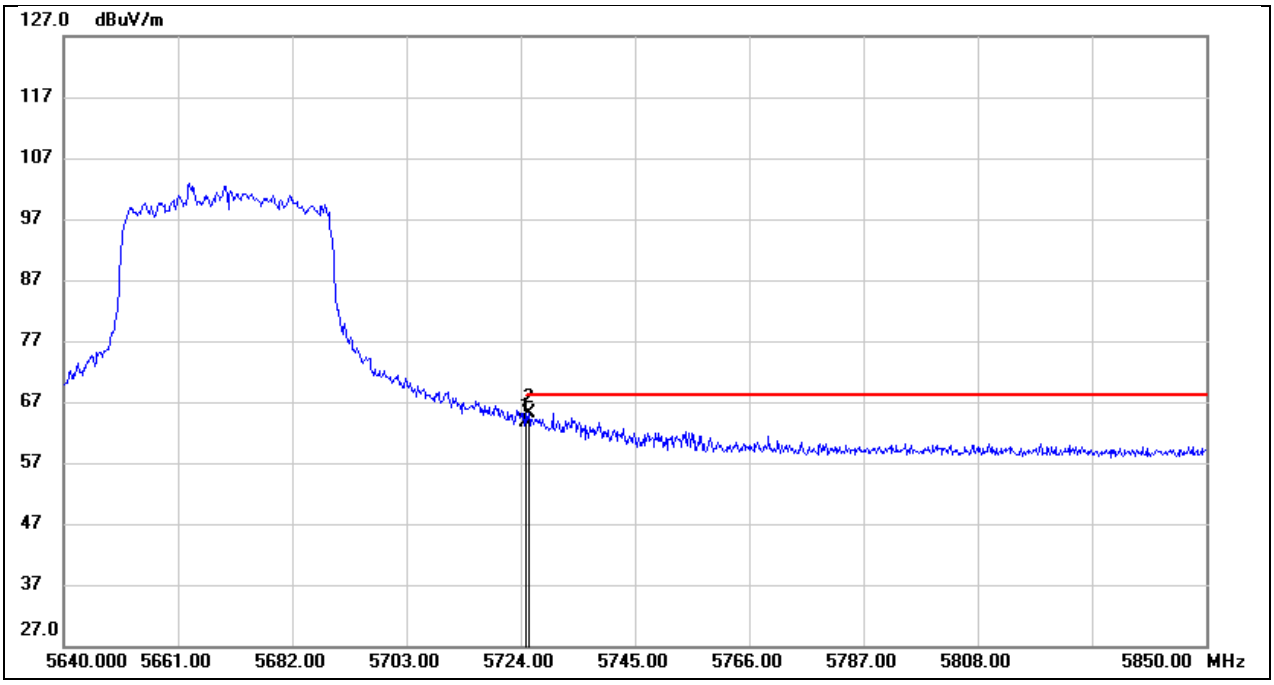

No.	Frequency (MHz)	Reading (dBuV)	Correct (dB/m)	Result (dBuV/m)	Limit (dBuV/m)	Margin (dB)	Remark
1	5725.000	22.36	41.20	63.56	68.20	-4.64	peak
2	5725.470	23.91	41.20	65.11	68.20	-3.09	peak

This report shall not be reproduced except in full, without the written approval of UL Verification Services (Guangzhou) Co., Ltd, Song Shan Lake Branch.

Test Mode:	802.11ax HE40 PK	Frequency(MHz):	5755
Polarity:	Vertical	Test Voltage:	DC 12V

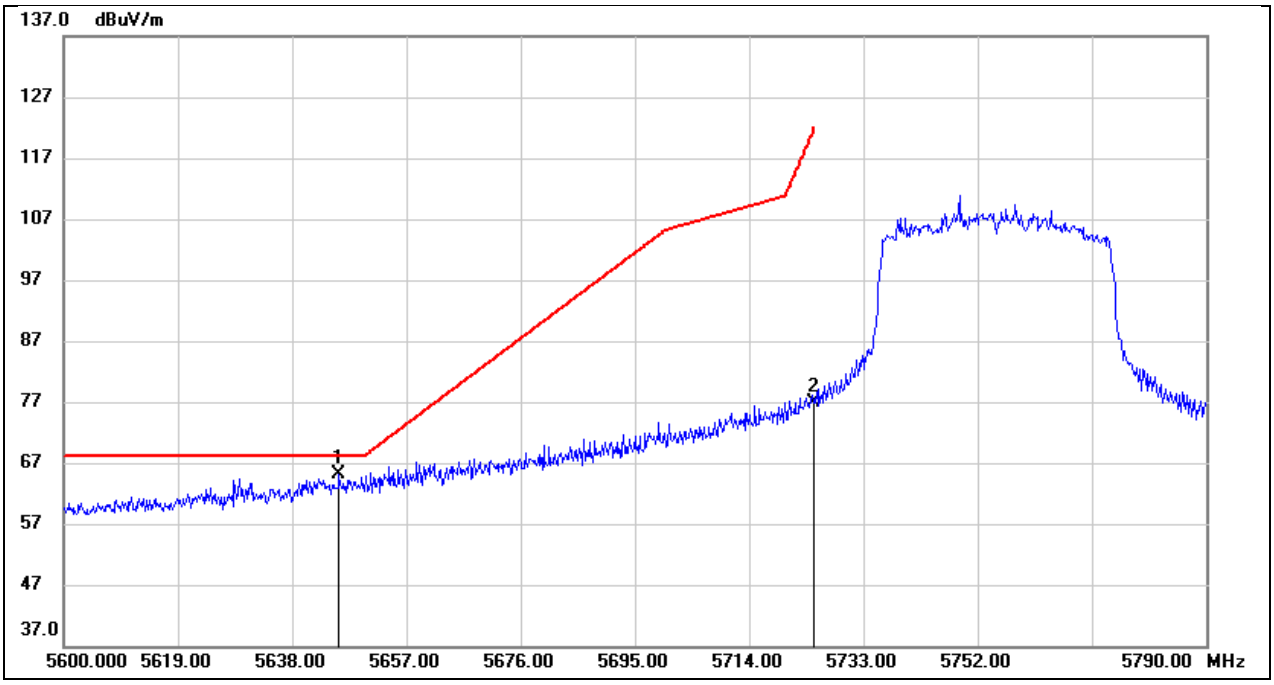

No.	Frequency (MHz)	Reading (dBuV)	Correct (dB/m)	Result (dBuV/m)	Limit (dBuV/m)	Margin (dB)	Remark
1	5645.790	23.89	41.12	65.01	68.20	-3.19	peak
2	5725.000	35.77	41.20	76.97	122.20	-45.23	peak

This report shall not be reproduced except in full, without the written approval of UL Verification Services (Guangzhou) Co., Ltd, Song Shan Lake Branch.

Test Mode:	802.11ax HE40 PK	Frequency(MHz):	5795
Polarity:	Vertical	Test Voltage:	DC 12V

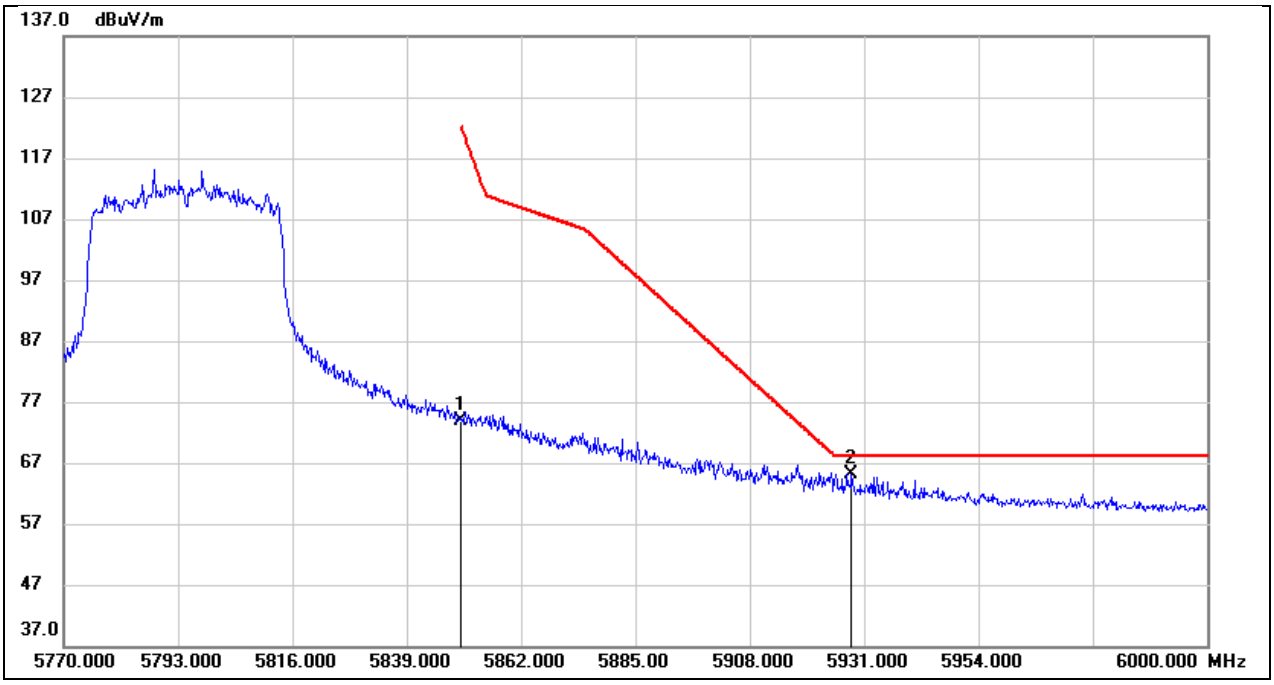

No.	Frequency (MHz)	Reading (dBuV)	Correct (dB/m)	Result (dBuV/m)	Limit (dBuV/m)	Margin (dB)	Remark
1	5850.000	32.43	41.36	73.79	122.20	-48.41	peak
2	5928.470	23.55	41.51	65.06	68.20	-3.14	peak

This report shall not be reproduced except in full, without the written approval of UL Verification Services (Guangzhou) Co., Ltd, Song Shan Lake Branch.

Test Mode:	802.11ax HE80 PK	Frequency(MHz):	5210
Polarity:	Vertical	Test Voltage:	DC 12V

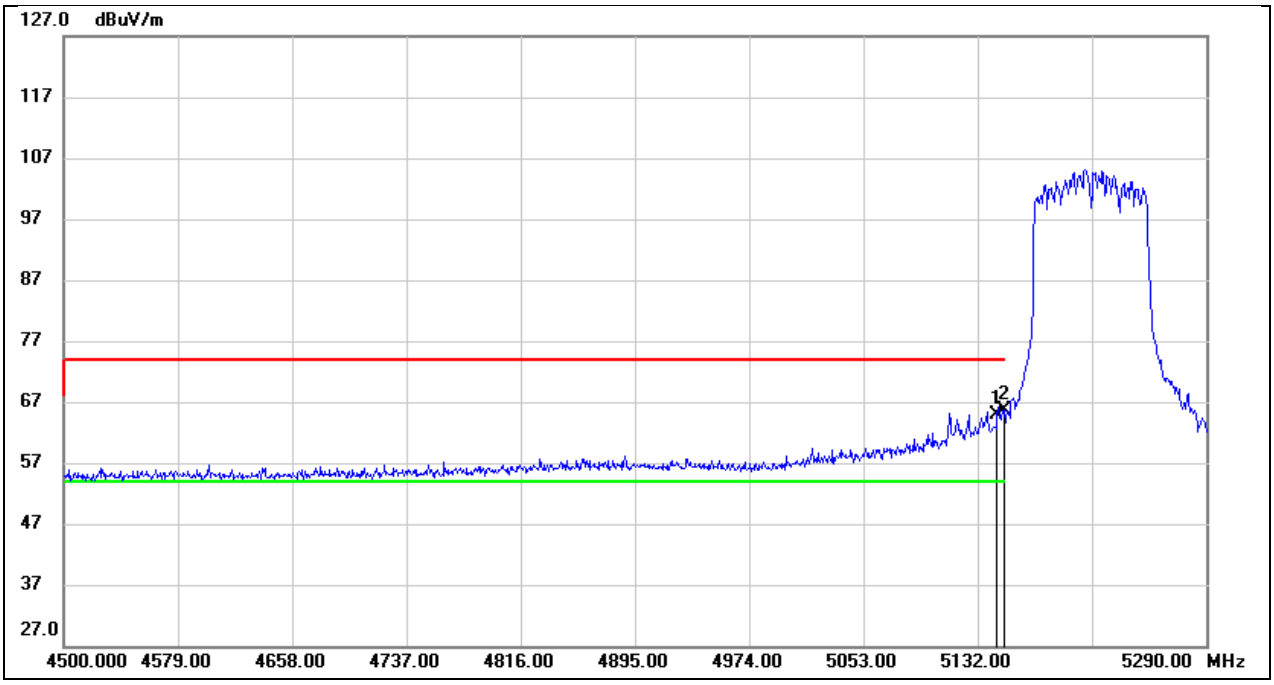

No.	Frequency (MHz)	Reading (dBuV)	Correct (dB/m)	Result (dBuV/m)	Limit (dBuV/m)	Margin (dB)	Remark
1	5145.430	24.92	40.03	64.95	74.00	-9.05	peak
2	5150.000	25.65	40.04	65.69	74.00	-8.31	peak

This report shall not be reproduced except in full, without the written approval of UL Verification Services (Guangzhou) Co., Ltd, Song Shan Lake Branch.

Test Mode:	802.11ax HE80 AV	Frequency(MHz):	5210
Polarity:	Vertical	Test Voltage:	DC 12V

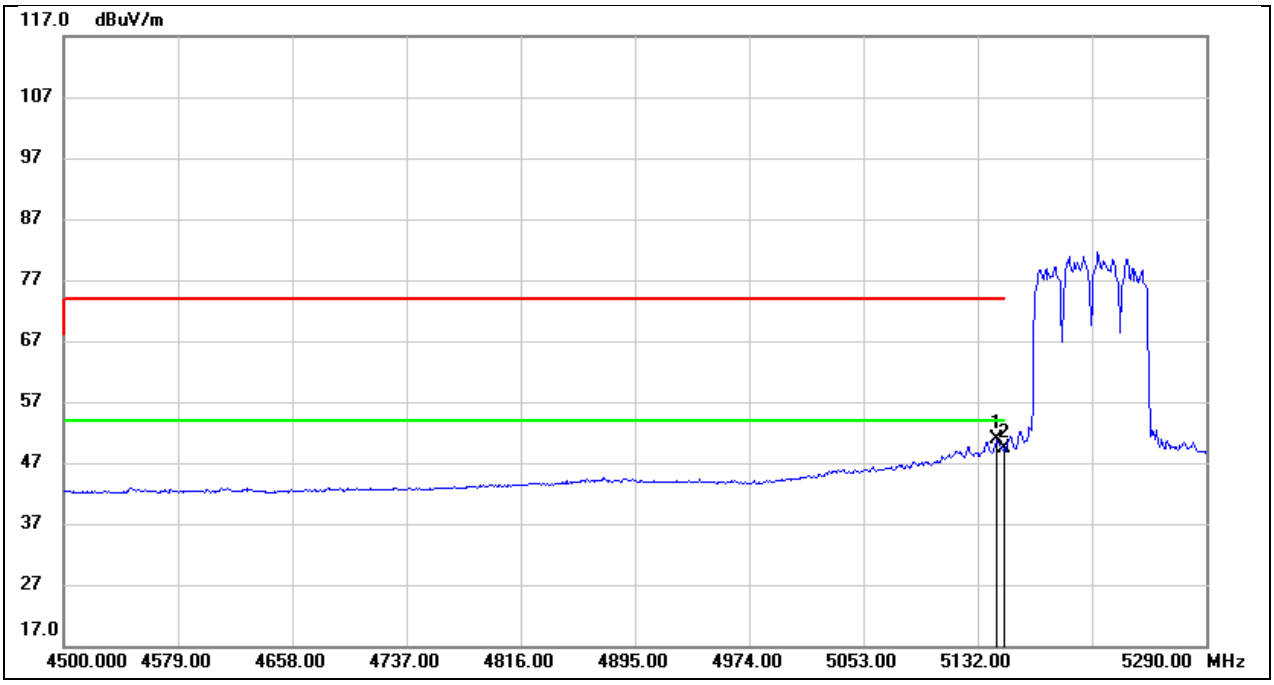

No.	Frequency (MHz)	Reading (dBuV)	Correct (dB/m)	Result (dBuV/m)	Limit (dBuV/m)	Margin (dB)	Remark
1	5145.430	10.92	40.03	50.95	54.00	-3.05	AVG
2	5150.000	9.23	40.04	49.27	54.00	-4.73	AVG

This report shall not be reproduced except in full, without the written approval of UL Verification Services (Guangzhou) Co., Ltd, Song Shan Lake Branch.

Test Mode:	802.11ax HE80 PK	Frequency(MHz):	5290
Polarity:	Vertical	Test Voltage:	DC 12V

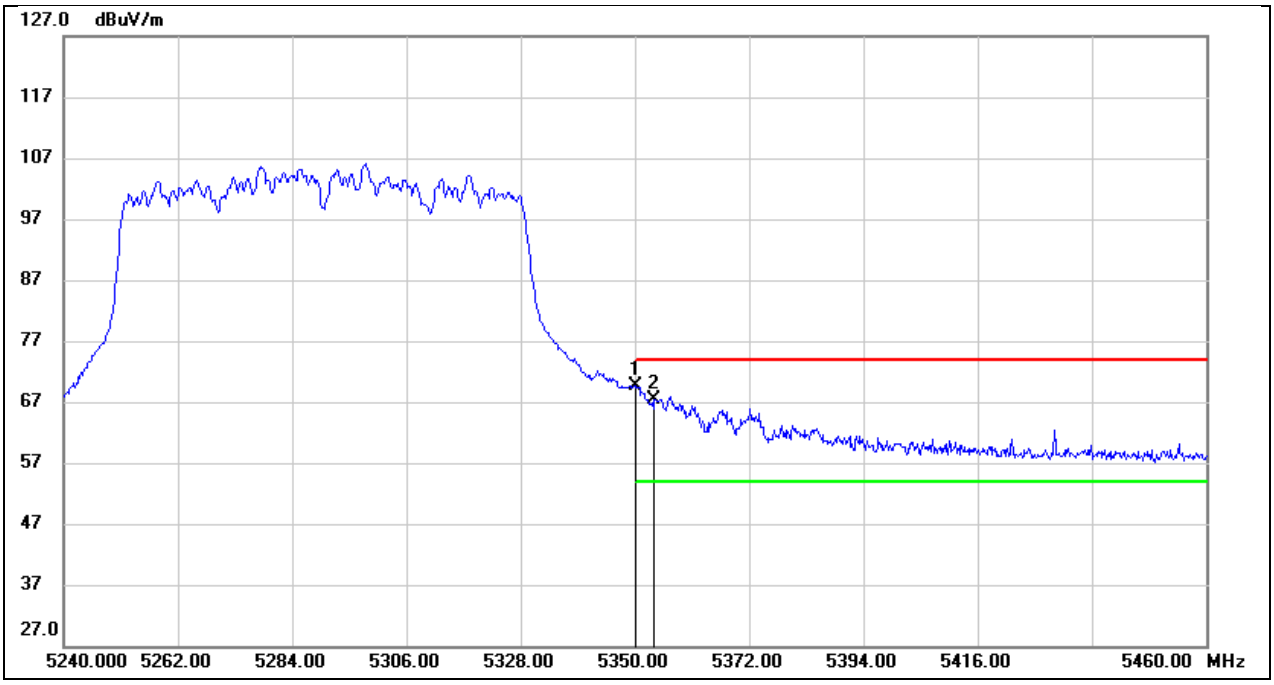

No.	Frequency (MHz)	Reading (dBuV)	Correct (dB/m)	Result (dBuV/m)	Limit (dBuV/m)	Margin (dB)	Remark
1	5350.000	29.03	40.49	69.52	74.00	-4.48	peak
2	5353.740	26.77	40.50	67.27	74.00	-6.73	peak

This report shall not be reproduced except in full, without the written approval of UL Verification Services (Guangzhou) Co., Ltd, Song Shan Lake Branch.

Test Mode:	802.11ax HE80 AV	Frequency(MHz):	5290
Polarity:	Vertical	Test Voltage:	DC 12V

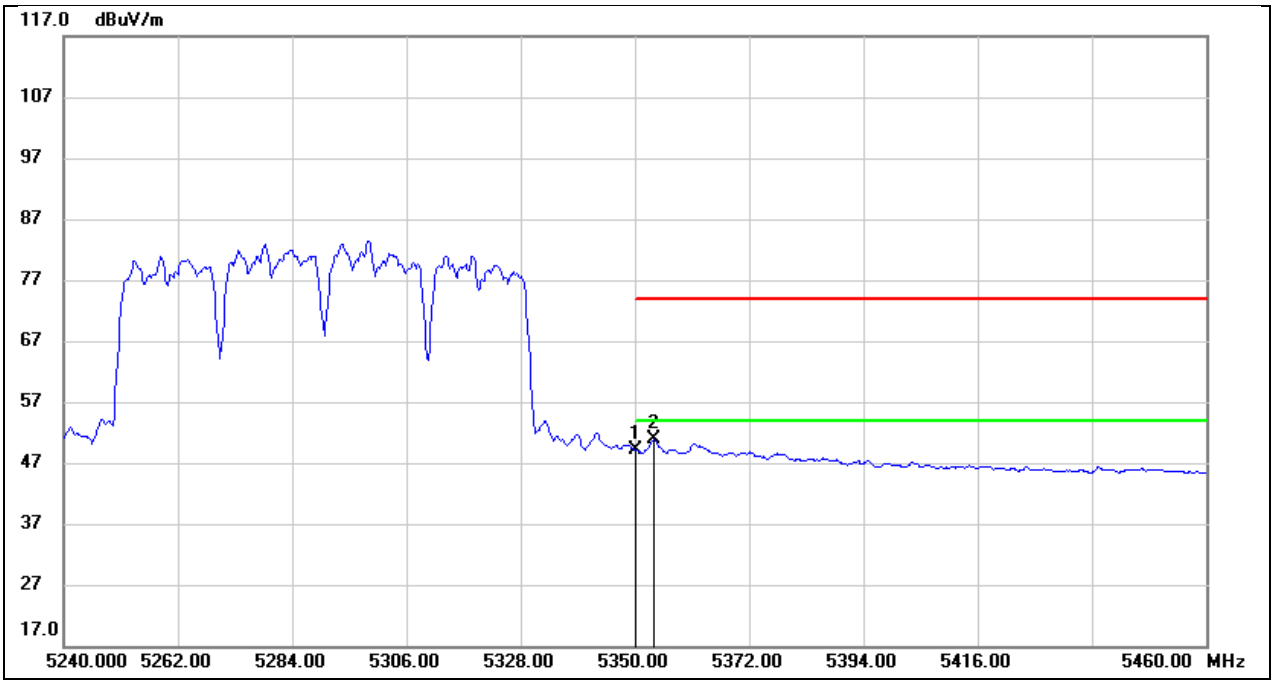

No.	Frequency (MHz)	Reading (dBuV)	Correct (dB/m)	Result (dBuV/m)	Limit (dBuV/m)	Margin (dB)	Remark
1	5350.000	8.75	40.49	49.24	54.00	-4.76	AVG
2	5353.740	10.45	40.50	50.95	54.00	-3.05	AVG

This report shall not be reproduced except in full, without the written approval of UL Verification Services (Guangzhou) Co., Ltd, Song Shan Lake Branch.

Test Mode:	802.11ax HE80 PK	Frequency(MHz):	5530
Polarity:	Vertical	Test Voltage:	DC 12V

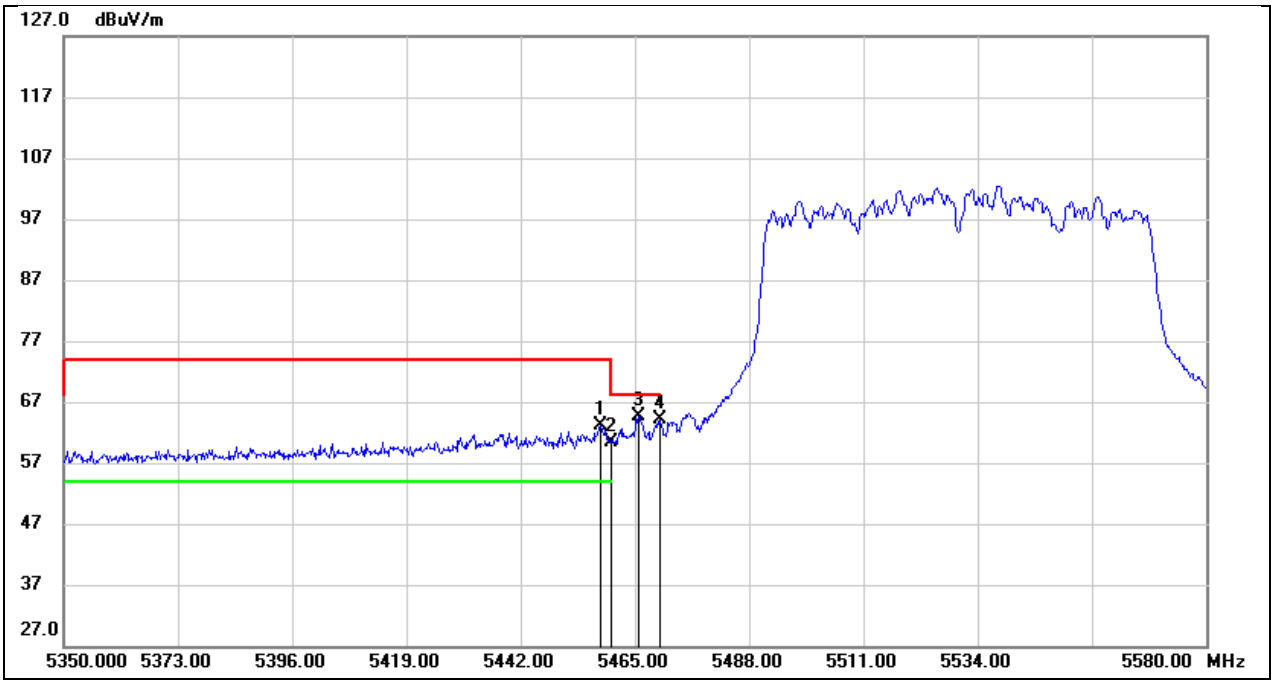

No.	Frequency (MHz)	Reading (dBuV)	Correct (dB/m)	Result (dBuV/m)	Limit (dBuV/m)	Margin (dB)	Remark
1	5458.100	22.30	40.76	63.06	74.00	-10.94	peak
2	5460.000	19.61	40.76	60.37	74.00	-13.63	peak
3	5465.690	23.79	40.78	64.57	68.20	-3.63	peak
4	5470.000	23.41	40.78	64.19	68.20	-4.01	peak

This report shall not be reproduced except in full, without the written approval of UL Verification Services (Guangzhou) Co., Ltd, Song Shan Lake Branch.

Test Mode:	802.11ax HE80 AV	Frequency(MHz):	5530
Polarity:	Vertical	Test Voltage:	DC 12V

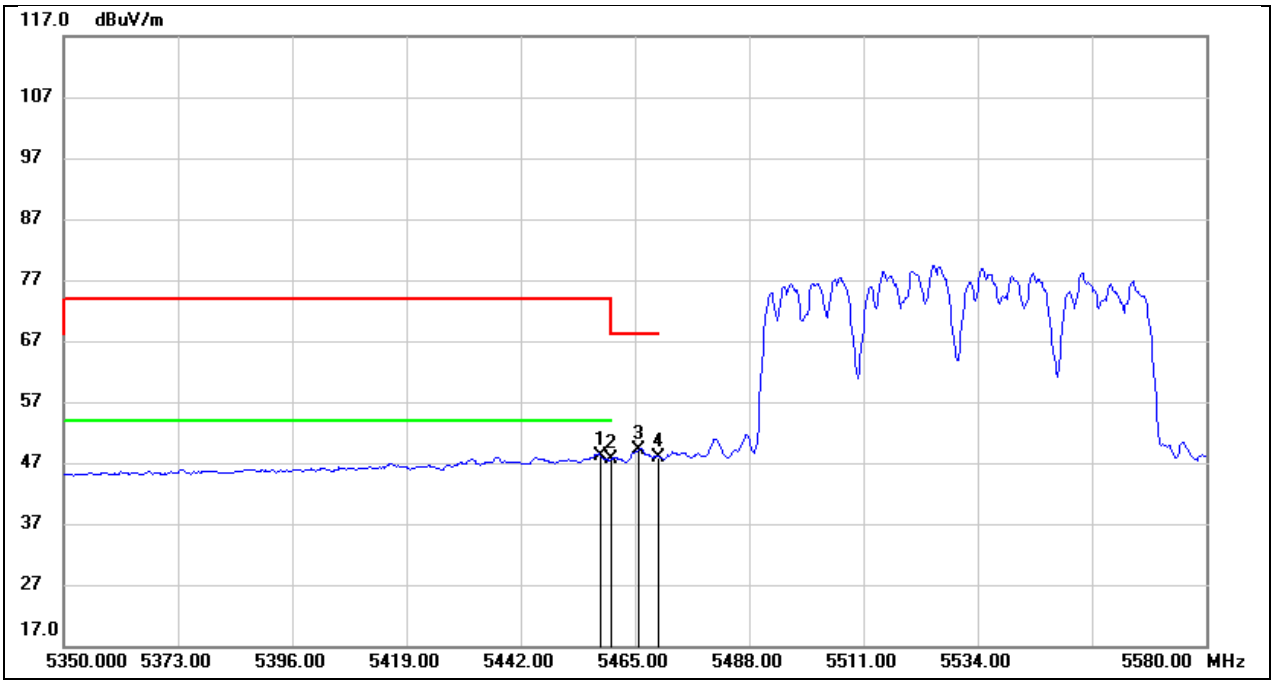

No.	Frequency (MHz)	Reading (dBuV)	Correct (dB/m)	Result (dBuV/m)	Limit (dBuV/m)	Margin (dB)	Remark
1	5458.100	7.41	40.76	48.17	54.00	-5.83	AVG
2	5460.000	6.75	40.76	47.51	54.00	-6.49	AVG
3	5465.690	8.43	40.78	49.21	/	/	AVG
4	5470.000	7.17	40.78	47.95	/	/	AVG

This report shall not be reproduced except in full, without the written approval of UL Verification Services (Guangzhou) Co., Ltd, Song Shan Lake Branch.

Test Mode:	802.11ax HE80 PK	Frequency(MHz):	5610
Polarity:	Vertical	Test Voltage:	DC 12V

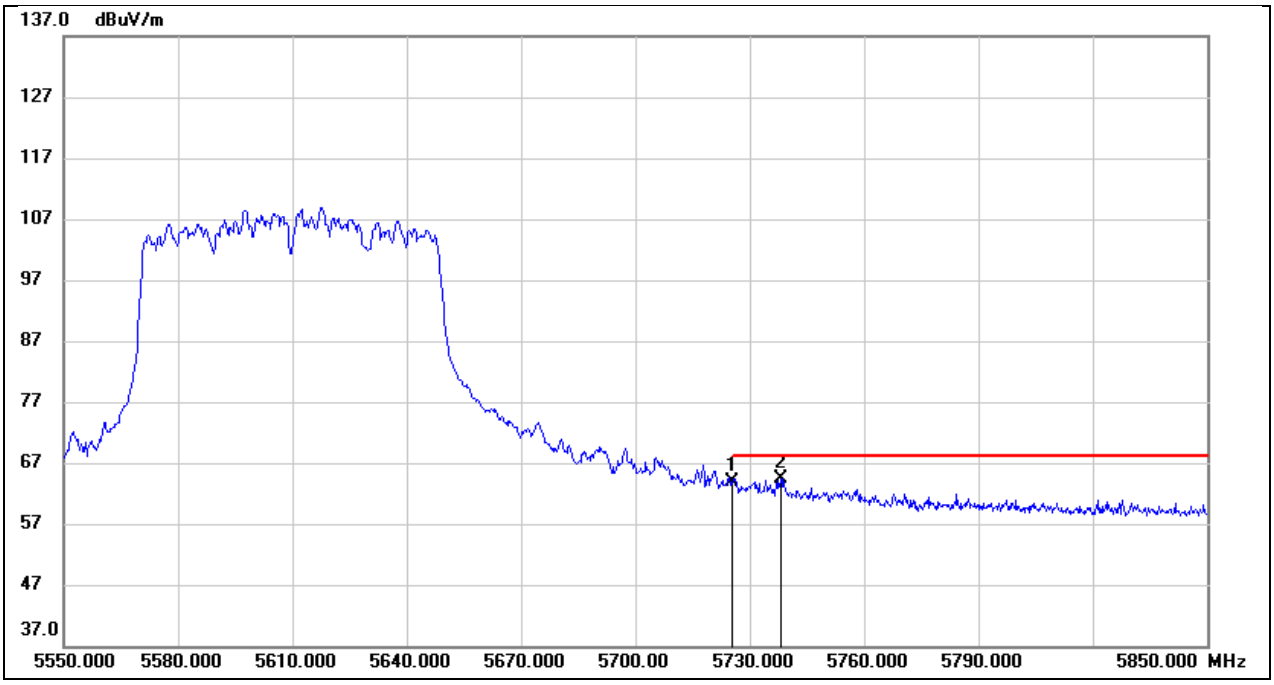

No.	Frequency (MHz)	Reading (dBuV)	Correct (dB/m)	Result (dBuV/m)	Limit (dBuV/m)	Margin (dB)	Remark
1	5725.000	22.76	41.20	63.96	68.20	-4.24	peak
2	5738.100	23.24	41.21	64.45	68.20	-3.75	peak

This report shall not be reproduced except in full, without the written approval of UL Verification Services (Guangzhou) Co., Ltd, Song Shan Lake Branch.

Test Mode:	802.11ax HE80 PK	Frequency(MHz):	5775
Polarity:	Vertical	Test Voltage:	DC 12V

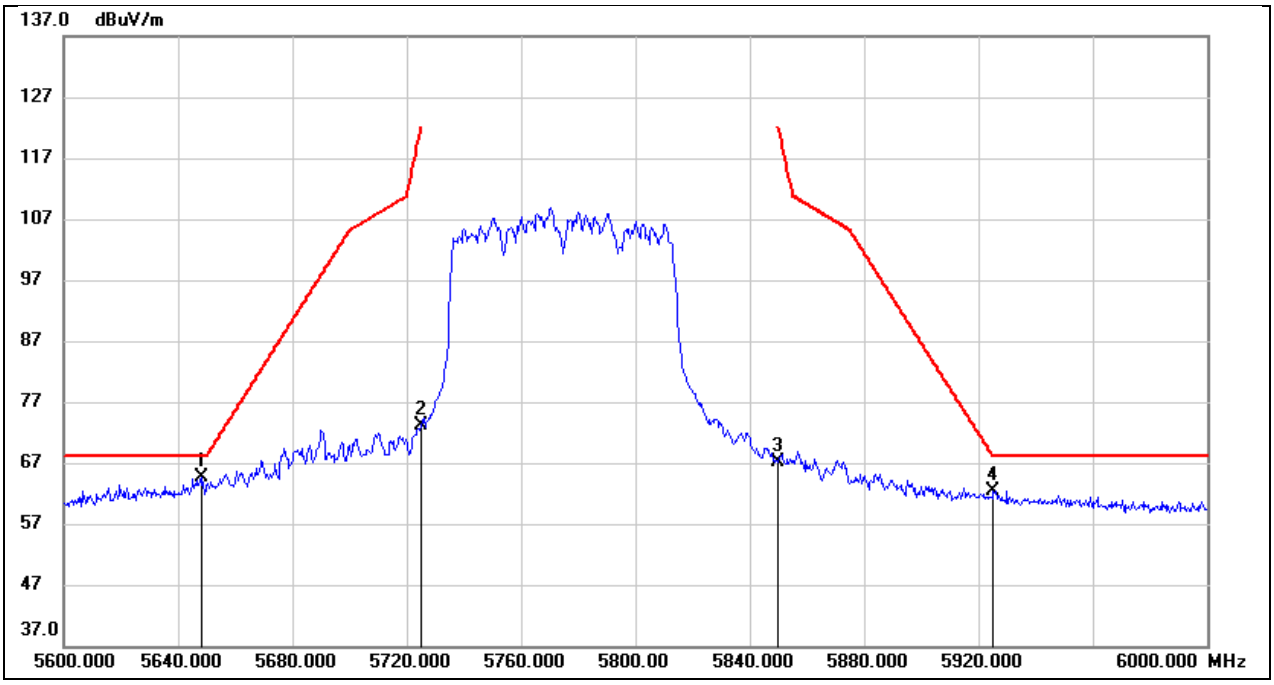

No.	Frequency (MHz)	Reading (dBuV)	Correct (dB/m)	Result (dBuV/m)	Limit (dBuV/m)	Margin (dB)	Remark
1	5648.000	23.59	41.13	64.72	68.20	-3.48	peak
2	5725.000	31.87	41.20	73.07	122.20	-49.13	peak
3	5850.000	25.85	41.36	67.21	122.20	-54.99	peak
4	5925.200	20.94	41.50	62.44	68.20	-5.76	peak

This report shall not be reproduced except in full, without the written approval of UL Verification Services (Guangzhou) Co., Ltd, Song Shan Lake Branch.

8.2. SPURIOUS EMISSIONS(1 GHZ~7 GHZ)

Test Mode:	802.11a 20	Frequency(MHz):	5180
Polarity:	Horizontal	Test Voltage:	DC 12V

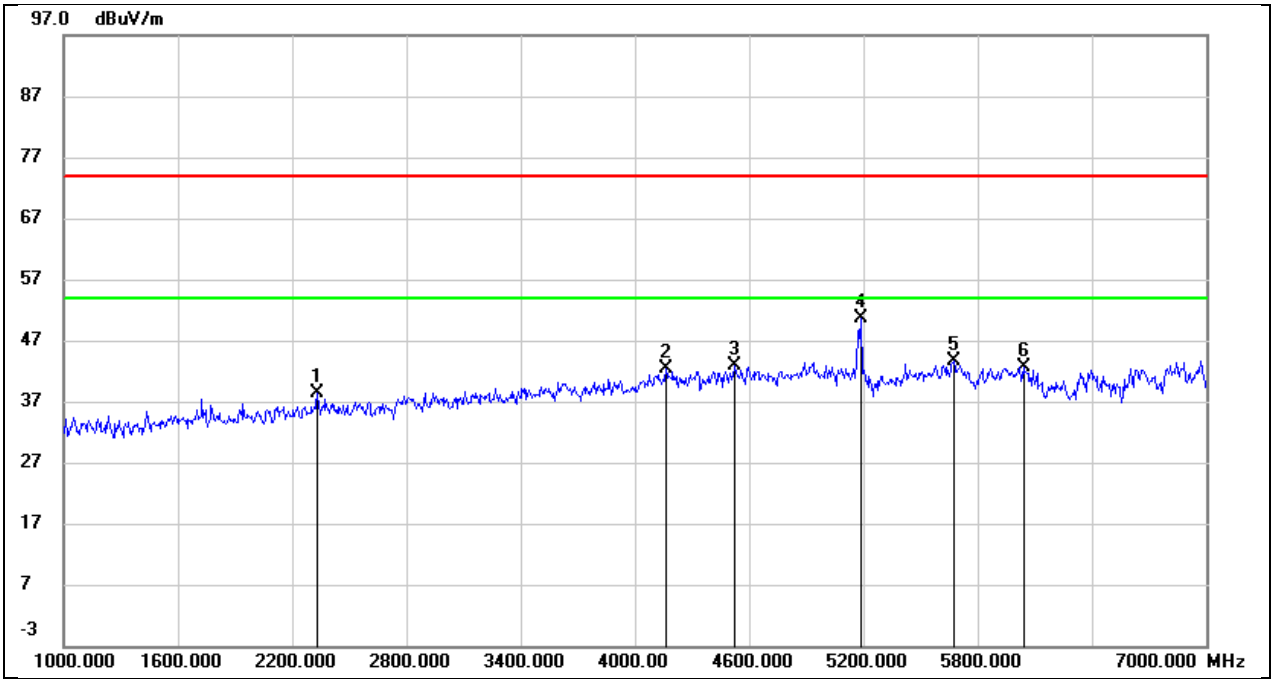

No.	Frequency (MHz)	Reading (dBuV)	Correct (dB/m)	Result (dBuV/m)	Limit (dBuV/m)	Margin (dB)	Remark
1	2332.000	46.44	-8.01	38.43	74.00	-35.57	peak
2	4162.000	44.21	-1.73	42.48	74.00	-31.52	peak
3	4522.000	43.96	-1.03	42.93	74.00	-31.07	peak
4	5180.000	49.18	1.38	50.56	/	/	Fundamental
5	5674.000	40.80	2.78	43.58	74.00	-30.42	peak
6	6040.000	39.36	3.28	42.64	74.00	-31.36	peak

This report shall not be reproduced except in full, without the written approval of UL Verification Services (Guangzhou) Co., Ltd, Song Shan Lake Branch.

Test Mode:	802.11a 20	Frequency(MHz):	5180
Polarity:	Vertical	Test Voltage:	DC 12V

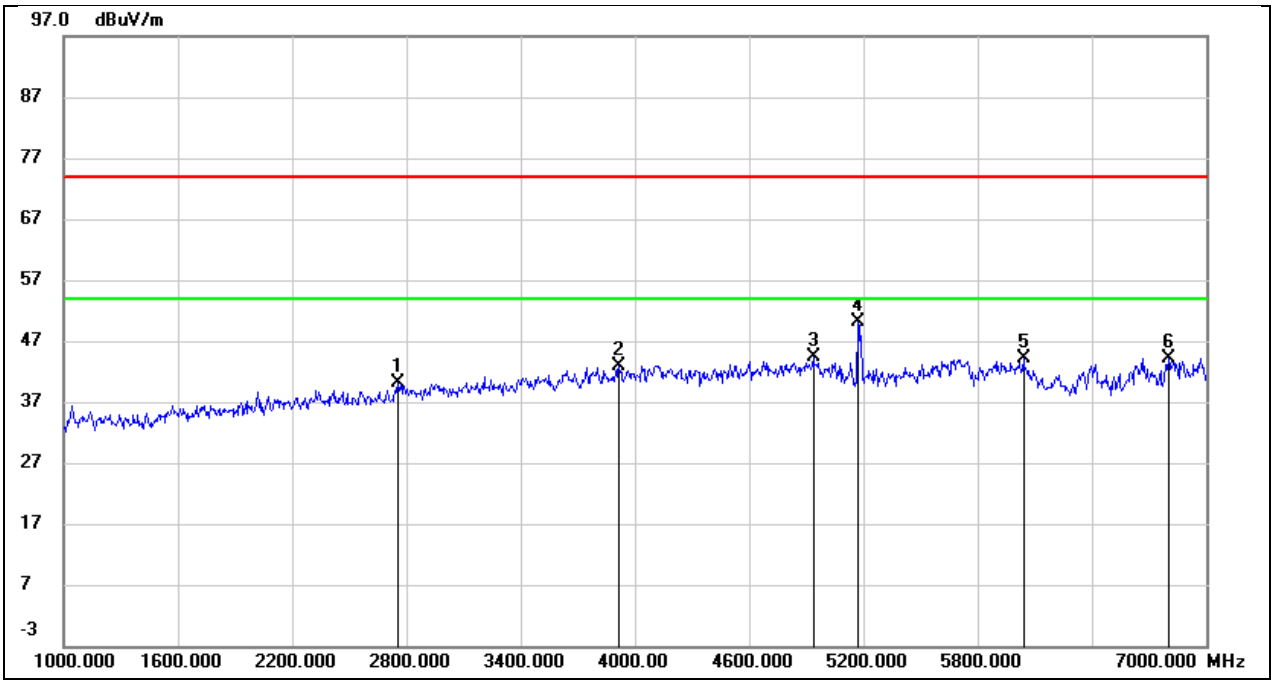

No.	Frequency (MHz)	Reading (dBuV)	Correct (dB/m)	Result (dBuV/m)	Limit (dBuV/m)	Margin (dB)	Remark
1	2752.000	46.01	-5.95	40.06	74.00	-33.94	peak
2	3916.000	44.80	-1.87	42.93	74.00	-31.07	peak
3	4936.000	42.60	1.89	44.49	74.00	-29.51	peak
4	5180.000	47.51	2.54	50.05	/	/	Fundamental
5	6040.000	39.75	4.26	44.01	74.00	-29.99	peak
6	6802.000	38.06	6.15	44.21	74.00	-29.79	peak

This report shall not be reproduced except in full, without the written approval of UL Verification Services (Guangzhou) Co., Ltd, Song Shan Lake Branch.

Test Mode:	802.11a 20	Frequency(MHz):	5200
Polarity:	Horizontal	Test Voltage:	DC 12V

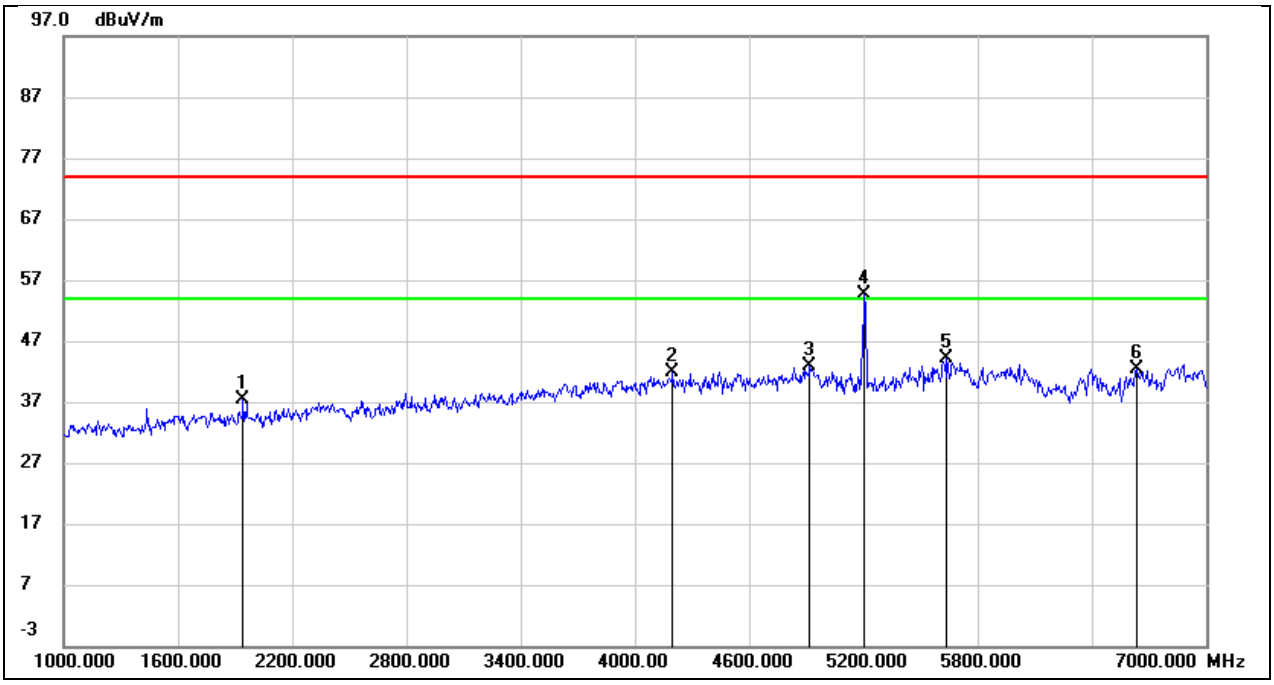

No.	Frequency (MHz)	Reading (dBuV)	Correct (dB/m)	Result (dBuV/m)	Limit (dBuV/m)	Margin (dB)	Remark
1	1942.000	47.46	-10.04	37.42	74.00	-36.58	peak
2	4198.000	43.41	-1.42	41.99	74.00	-32.01	peak
3	4918.000	42.19	0.67	42.86	74.00	-31.14	peak
4	5200.000	53.13	1.41	54.54	/	/	Fundamental
5	5638.000	41.32	2.90	44.22	74.00	-29.78	peak
6	6634.000	37.59	4.86	42.45	74.00	-31.55	peak

This report shall not be reproduced except in full, without the written approval of UL Verification Services (Guangzhou) Co., Ltd, Song Shan Lake Branch.

Test Mode:	802.11a 20	Frequency(MHz):	5200
Polarity:	Vertical	Test Voltage:	DC 12V

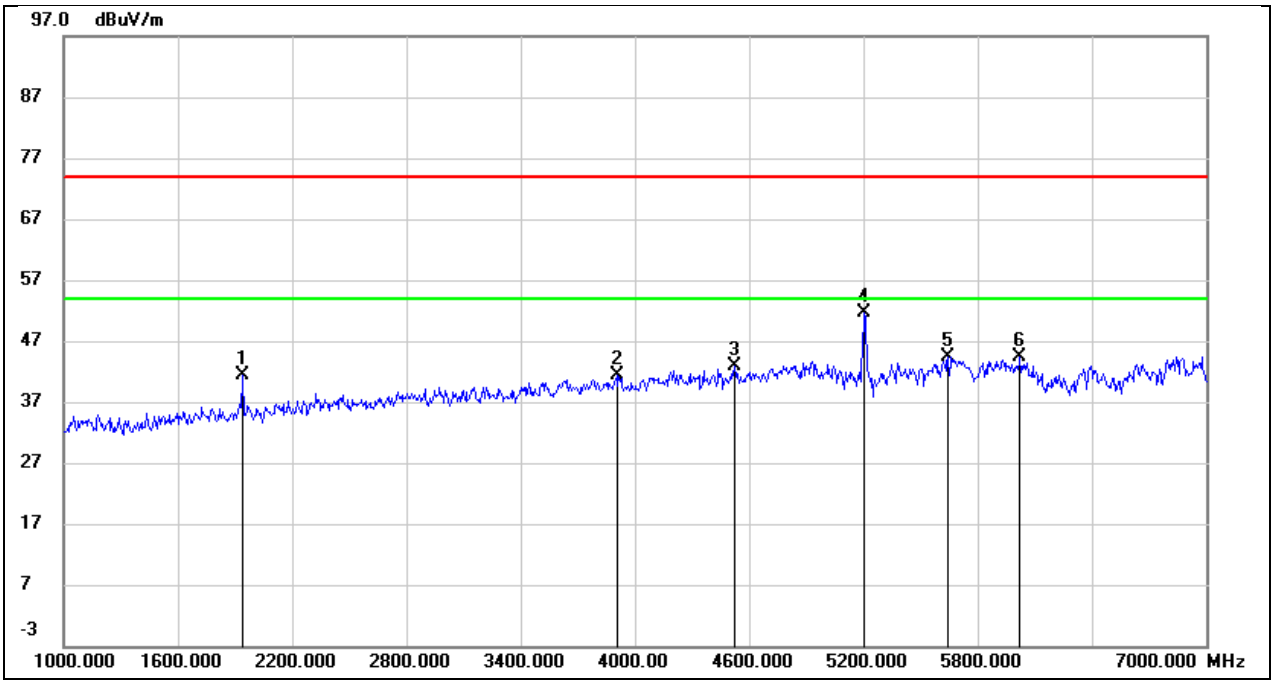

No.	Frequency (MHz)	Reading (dBuV)	Correct (dB/m)	Result (dBuV/m)	Limit (dBuV/m)	Margin (dB)	Remark
1	1942.000	50.56	-9.23	41.33	74.00	-32.67	peak
2	3904.000	43.27	-1.84	41.43	74.00	-32.57	peak
3	4522.000	43.03	-0.12	42.91	74.00	-31.09	peak
4	5200.000	49.08	2.61	51.69	/	/	Fundamental
5	5644.000	40.44	4.02	44.46	74.00	-29.54	peak
6	6022.000	40.17	4.32	44.49	74.00	-29.51	peak

This report shall not be reproduced except in full, without the written approval of UL Verification Services (Guangzhou) Co., Ltd, Song Shan Lake Branch.

Test Mode:	802.11a 20	Frequency(MHz):	5240
Polarity:	Horizontal	Test Voltage:	DC 12V

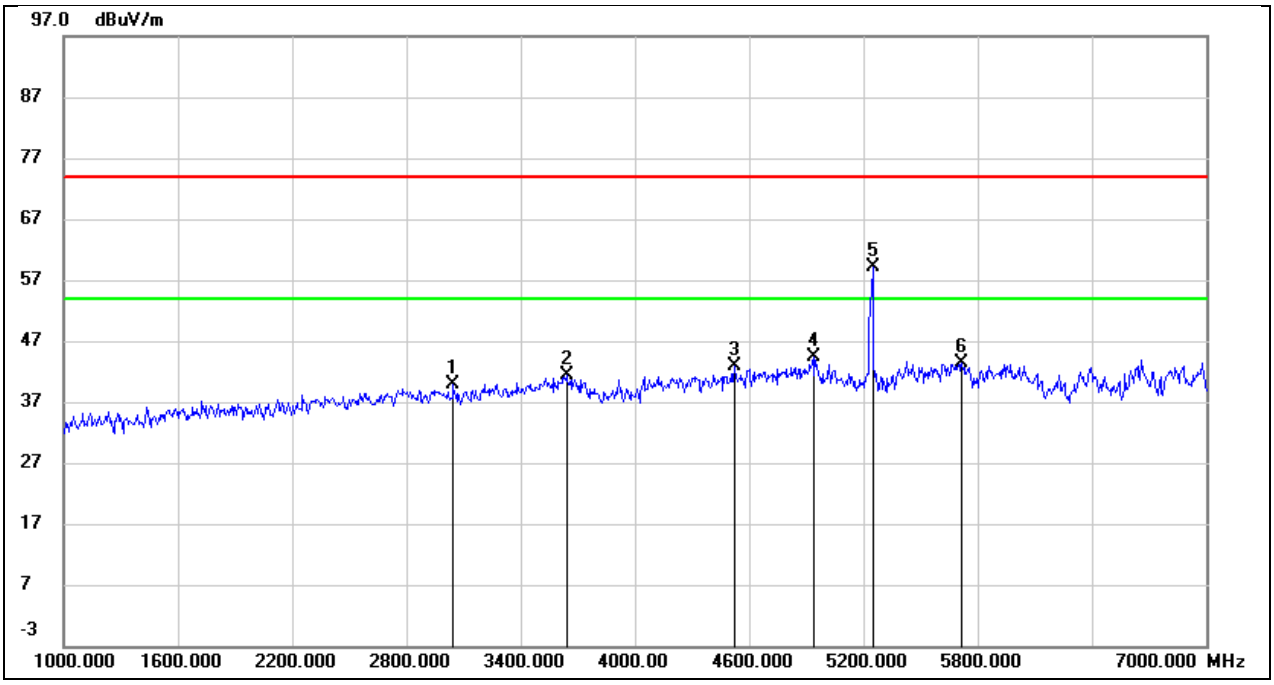

No.	Frequency (MHz)	Reading (dBuV)	Correct (dB/m)	Result (dBuV/m)	Limit (dBuV/m)	Margin (dB)	Remark
1	3046.000	45.49	-5.56	39.93	74.00	-34.07	peak
2	3640.000	44.84	-3.50	41.34	74.00	-32.66	peak
3	4522.000	43.81	-1.03	42.78	74.00	-31.22	peak
4	4936.000	43.59	0.73	44.32	74.00	-29.68	peak
5	5240.000	57.60	1.46	59.06	/	/	Fundamental
6	5716.000	40.75	2.63	43.38	74.00	-30.62	peak

This report shall not be reproduced except in full, without the written approval of UL Verification Services (Guangzhou) Co., Ltd, Song Shan Lake Branch.

Test Mode:	802.11a 20	Frequency(MHz):	5240
Polarity:	Vertical	Test Voltage:	DC 12V

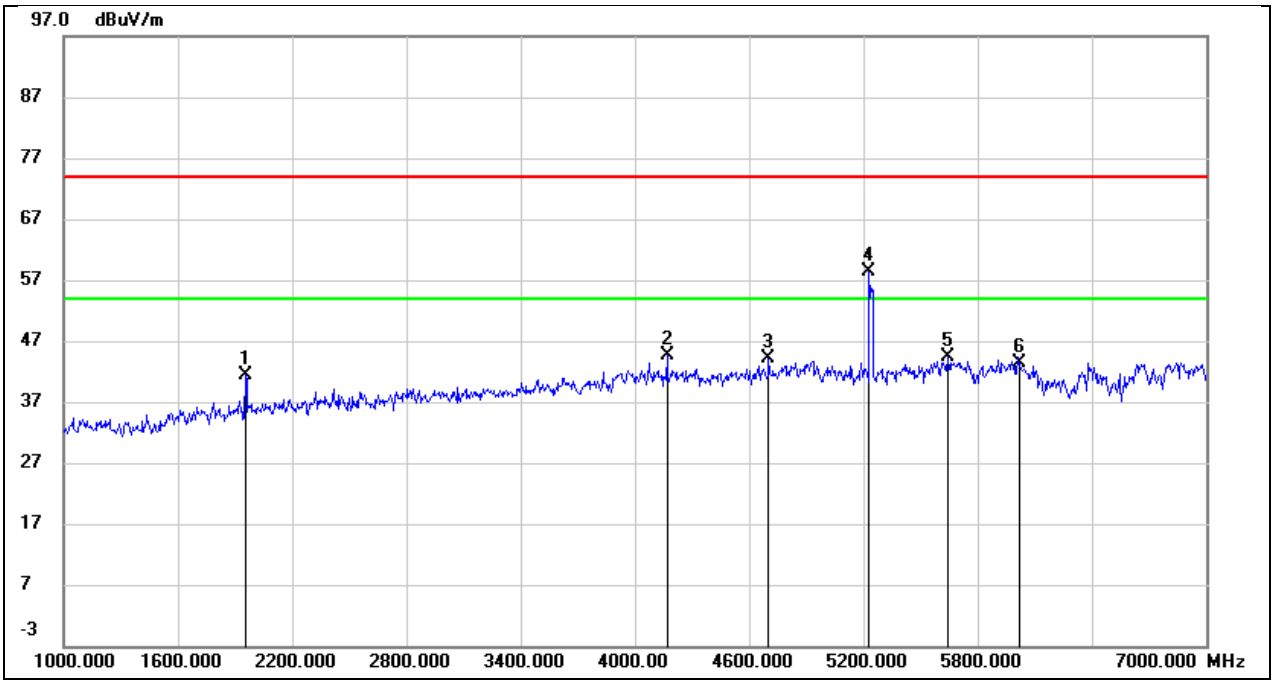

No.	Frequency (MHz)	Reading (dBuV)	Correct (dB/m)	Result (dBuV/m)	Limit (dBuV/m)	Margin (dB)	Remark
1	1954.000	50.69	-9.20	41.49	74.00	-32.51	peak
2	4168.000	45.20	-0.65	44.55	74.00	-29.45	peak
3	4702.000	43.31	0.71	44.02	74.00	-29.98	peak
4	5240.000	55.74	2.64	58.38	/	/	Fundamental
5	5644.000	40.34	4.02	44.36	74.00	-29.64	peak
6	6022.000	38.97	4.32	43.29	74.00	-30.71	peak

This report shall not be reproduced except in full, without the written approval of UL Verification Services (Guangzhou) Co., Ltd, Song Shan Lake Branch.

Test Mode:	802.11a 20	Frequency(MHz):	5260
Polarity:	Horizontal	Test Voltage:	DC 12V

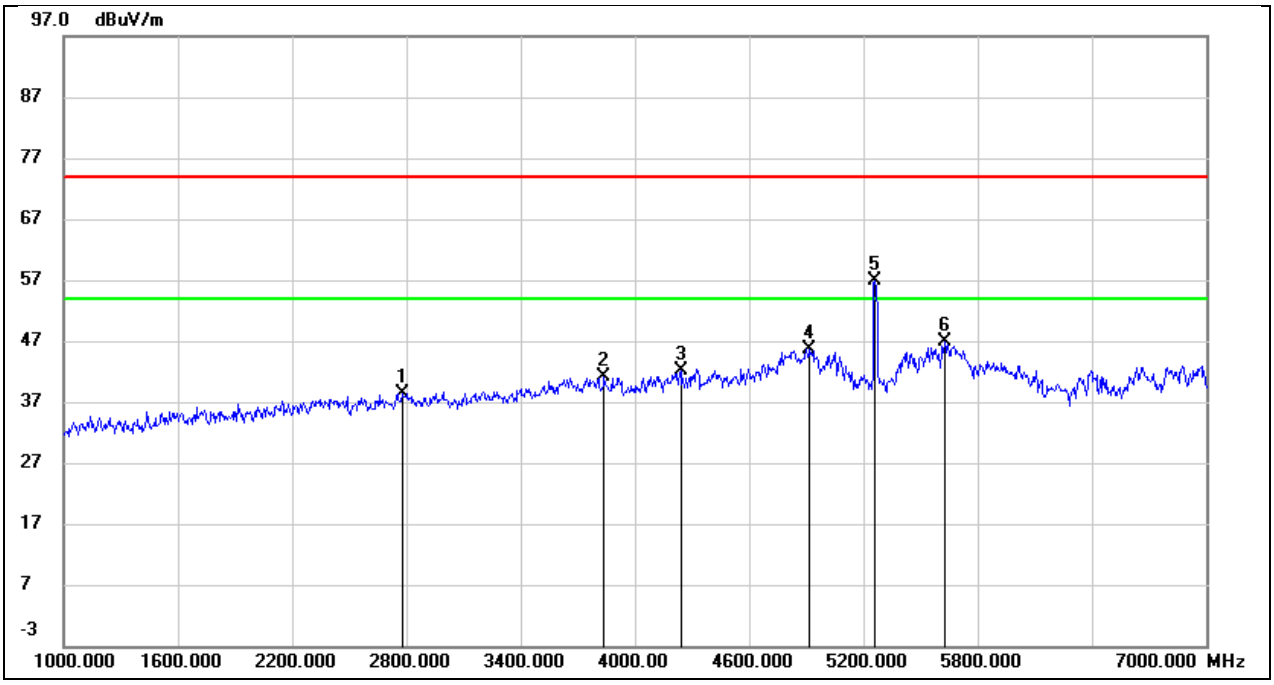

No.	Frequency (MHz)	Reading (dBuV)	Correct (dB/m)	Result (dBuV/m)	Limit (dBuV/m)	Margin (dB)	Remark
1	2776.000	45.38	-6.89	38.49	74.00	-35.51	peak
2	3838.000	43.81	-2.80	41.01	74.00	-32.99	peak
3	4240.000	43.60	-1.40	42.20	74.00	-31.80	peak
4	4918.000	45.03	0.67	45.70	74.00	-28.30	peak
5	5260.000	55.41	1.48	56.89	/	/	Fundamental
6	5626.000	43.82	2.94	46.76	74.00	-27.24	peak

This report shall not be reproduced except in full, without the written approval of UL Verification Services (Guangzhou) Co., Ltd, Song Shan Lake Branch.

Test Mode:	802.11a 20	Frequency(MHz):	5260
Polarity:	Vertical	Test Voltage:	DC 12V

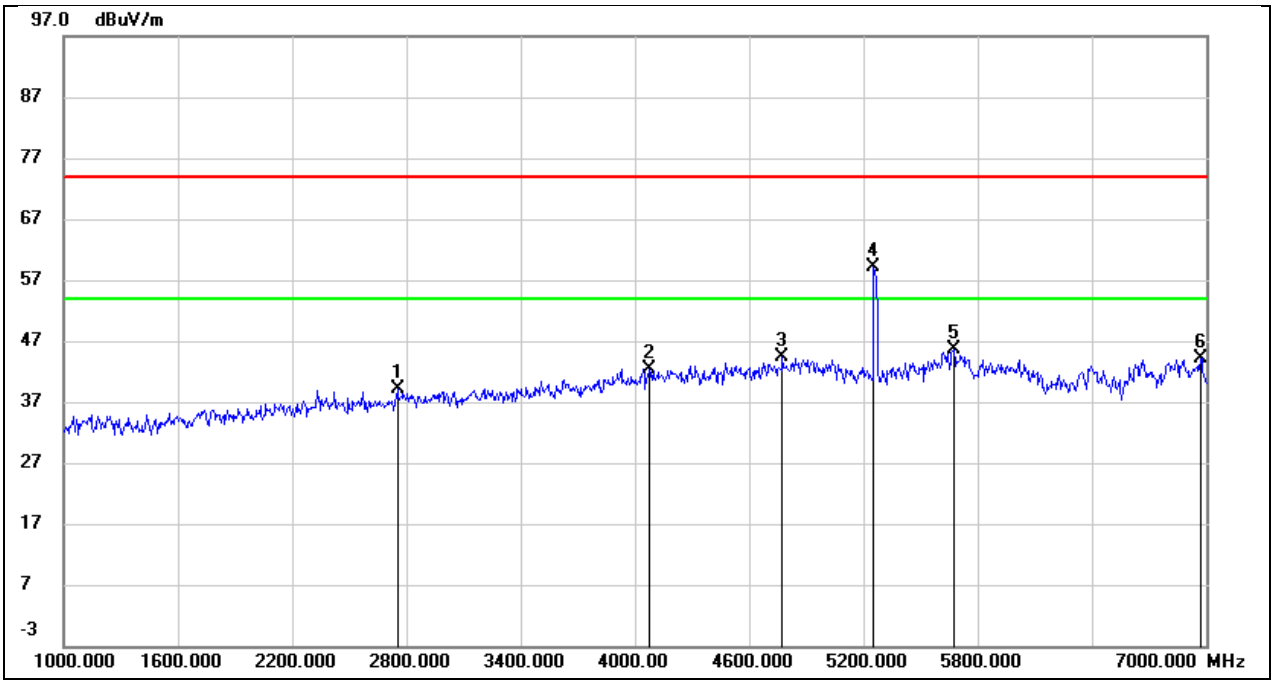

No.	Frequency (MHz)	Reading (dBuV)	Correct (dB/m)	Result (dBuV/m)	Limit (dBuV/m)	Margin (dB)	Remark
1	2752.000	45.01	-5.95	39.06	74.00	-34.94	peak
2	4078.000	43.87	-1.37	42.50	74.00	-31.50	peak
3	4774.000	43.26	1.14	44.40	74.00	-29.60	peak
4	5260.000	56.55	2.67	59.22	/	/	Fundamental
5	5674.000	41.60	3.91	45.51	74.00	-28.49	peak
6	6970.000	36.39	7.74	44.13	74.00	-29.87	peak

This report shall not be reproduced except in full, without the written approval of UL Verification Services (Guangzhou) Co., Ltd, Song Shan Lake Branch.

Test Mode:	802.11a 20	Frequency(MHz):	5280
Polarity:	Horizontal	Test Voltage:	DC 12V

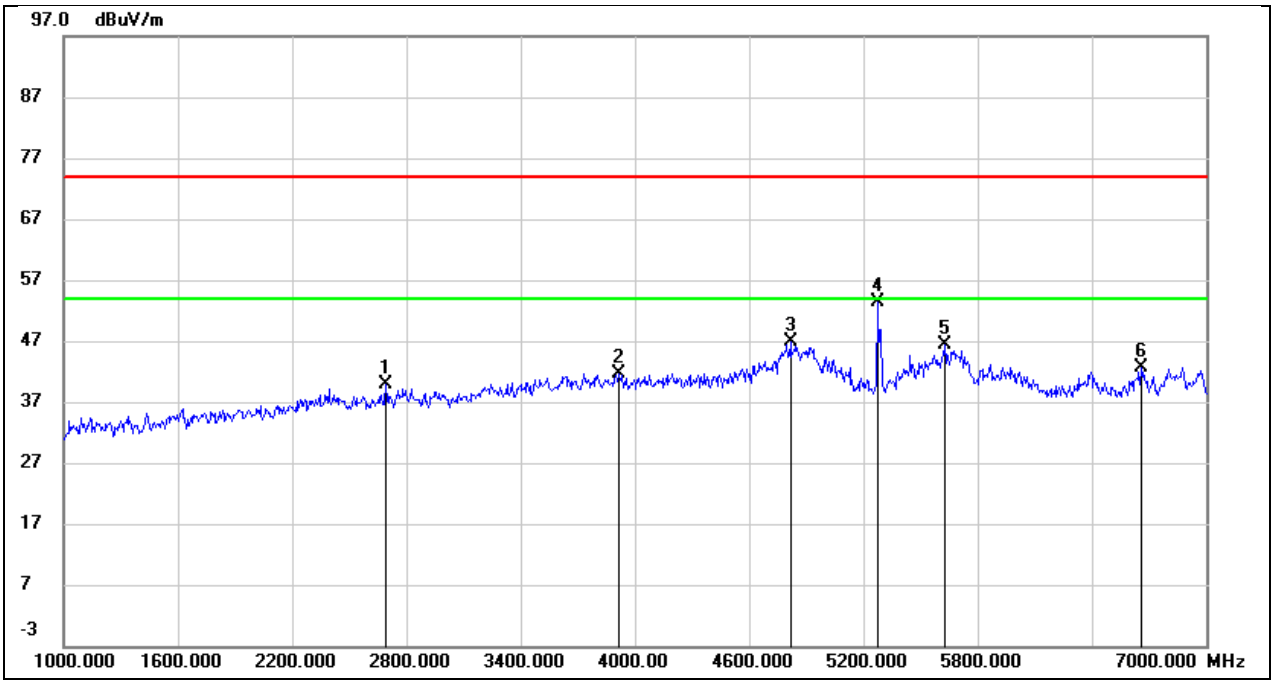

No.	Frequency (MHz)	Reading (dBuV)	Correct (dB/m)	Result (dBuV/m)	Limit (dBuV/m)	Margin (dB)	Remark
1	2692.000	47.30	-7.33	39.97	74.00	-34.03	peak
2	3916.000	44.70	-2.95	41.75	74.00	-32.25	peak
3	4816.000	46.52	0.28	46.80	74.00	-27.20	peak
4	5280.000	51.87	1.50	53.37	/	/	Fundamental
5	5626.000	43.47	2.94	46.41	74.00	-27.59	peak
6	6658.000	37.64	4.92	42.56	74.00	-31.44	peak

This report shall not be reproduced except in full, without the written approval of UL Verification Services (Guangzhou) Co., Ltd, Song Shan Lake Branch.

Test Mode:	802.11a 20	Frequency(MHz):	5280
Polarity:	Vertical	Test Voltage:	DC 12V

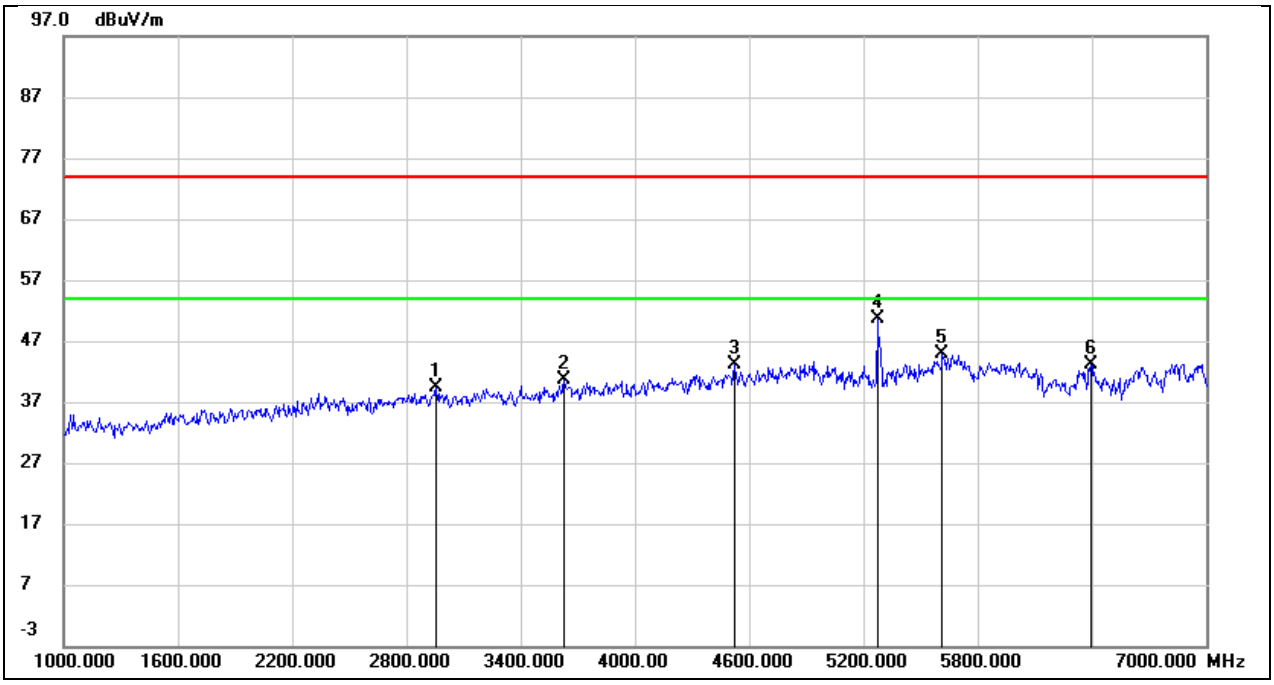

No.	Frequency (MHz)	Reading (dBuV)	Correct (dB/m)	Result (dBuV/m)	Limit (dBuV/m)	Margin (dB)	Remark
1	2956.000	43.99	-4.67	39.32	74.00	-34.68	peak
2	3628.000	43.18	-2.52	40.66	74.00	-33.34	peak
3	4522.000	43.17	-0.12	43.05	74.00	-30.95	peak
4	5280.000	47.96	2.70	50.66	/	/	Fundamental
5	5614.000	40.68	4.15	44.83	74.00	-29.17	peak
6	6394.000	38.10	4.95	43.05	74.00	-30.95	peak

This report shall not be reproduced except in full, without the written approval of UL Verification Services (Guangzhou) Co., Ltd, Song Shan Lake Branch.

Test Mode:	802.11a 20	Frequency(MHz):	5320
Polarity:	Horizontal	Test Voltage:	DC 12V

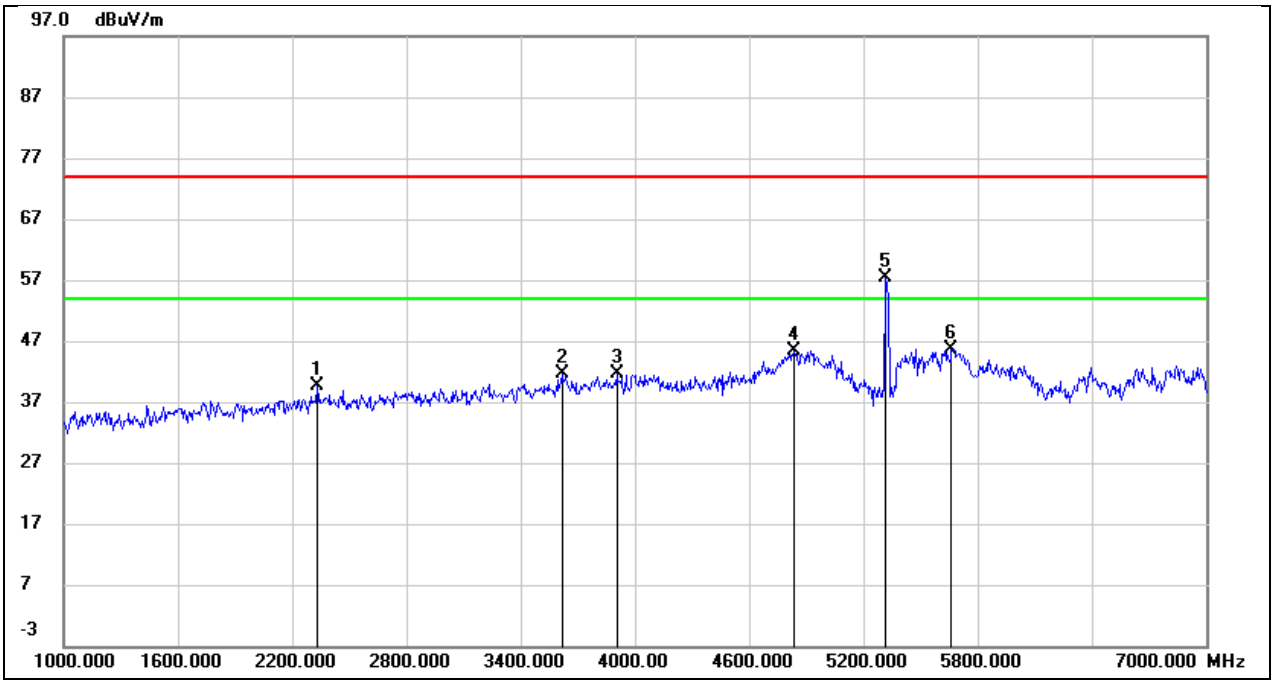

No.	Frequency (MHz)	Reading (dBuV)	Correct (dB/m)	Result (dBuV/m)	Limit (dBuV/m)	Margin (dB)	Remark
1	2332.000	47.62	-8.01	39.61	74.00	-34.39	peak
2	3616.000	45.28	-3.62	41.66	74.00	-32.34	peak
3	3904.000	44.65	-2.92	41.73	74.00	-32.27	peak
4	4834.000	45.04	0.33	45.37	74.00	-28.63	peak
5	5320.000	55.72	1.54	57.26	/	/	Fundamental
6	5662.000	42.91	2.82	45.73	74.00	-28.27	peak

This report shall not be reproduced except in full, without the written approval of UL Verification Services (Guangzhou) Co., Ltd, Song Shan Lake Branch.

Test Mode:	802.11a 20	Frequency(MHz):	5320
Polarity:	Vertical	Test Voltage:	DC 12V

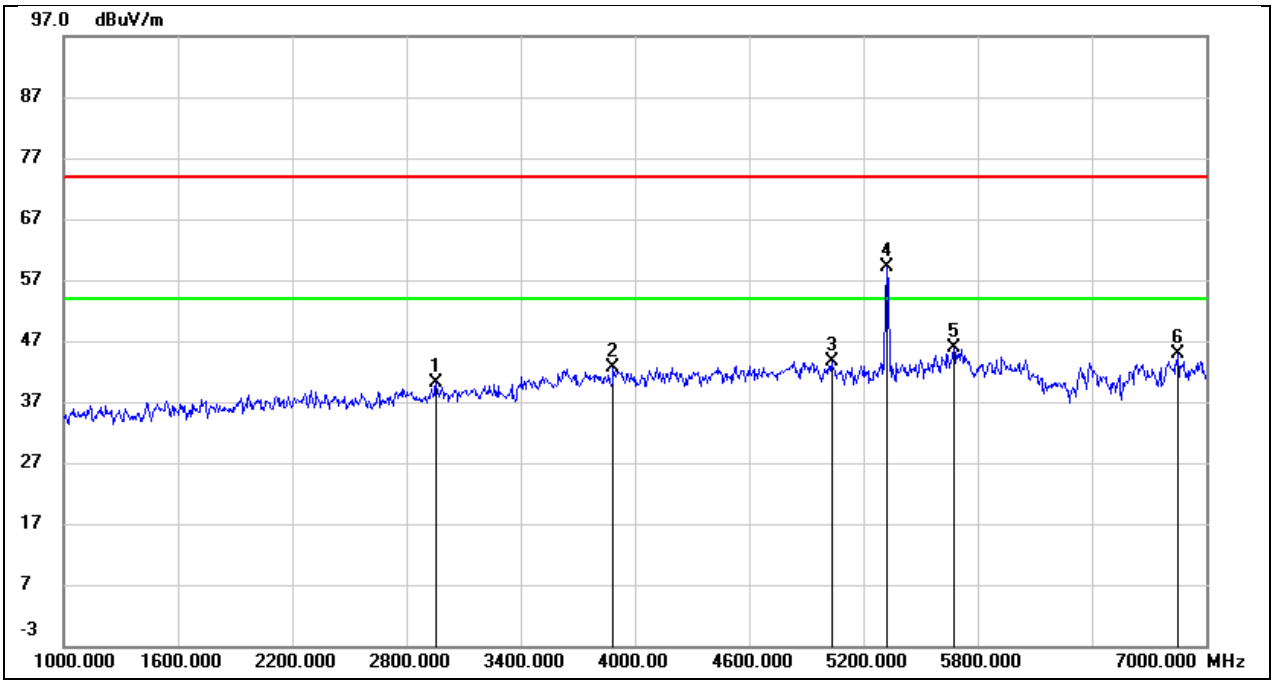

No.	Frequency (MHz)	Reading (dBuV)	Correct (dB/m)	Result (dBuV/m)	Limit (dBuV/m)	Margin (dB)	Remark
1	2956.000	44.69	-4.67	40.02	74.00	-33.98	peak
2	3886.000	44.38	-1.81	42.57	74.00	-31.43	peak
3	5032.000	41.49	2.25	43.74	74.00	-30.26	peak
4	5320.000	56.26	2.75	59.01	/	/	Fundamental
5	5674.000	41.92	3.91	45.83	74.00	-28.17	peak
6	6850.000	38.15	6.61	44.76	74.00	-29.24	peak

This report shall not be reproduced except in full, without the written approval of UL Verification Services (Guangzhou) Co., Ltd, Song Shan Lake Branch.

Test Mode:	802.11a 20	Frequency(MHz):	5500
Polarity:	Horizontal	Test Voltage:	DC 12V

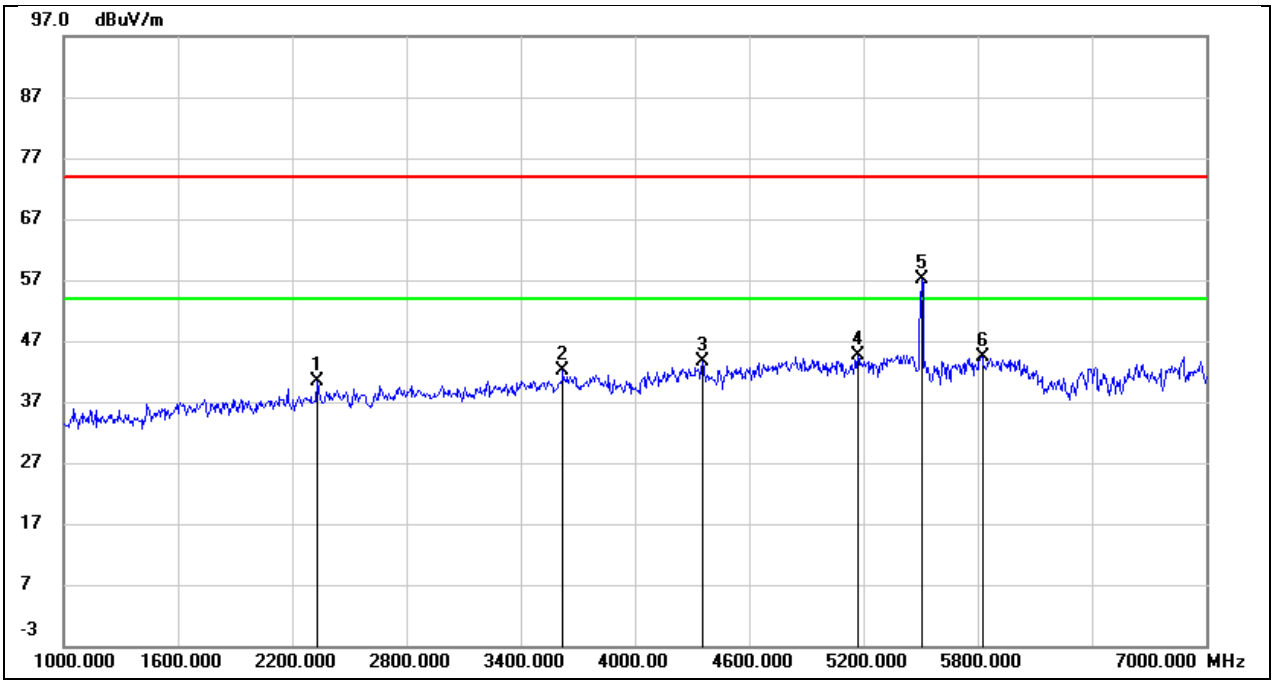

No.	Frequency (MHz)	Reading (dBuV)	Correct (dB/m)	Result (dBuV/m)	Limit (dBuV/m)	Margin (dB)	Remark
1	2332.000	48.42	-8.01	40.41	74.00	-33.59	peak
2	3622.000	45.60	-3.59	42.01	74.00	-31.99	peak
3	4354.000	45.02	-1.41	43.61	74.00	-30.39	peak
4	5170.000	43.39	1.34	44.73	74.00	-29.27	peak
5	5500.000	54.81	2.37	57.18	/	/	Fundamental
6	5824.000	41.87	2.45	44.32	74.00	-29.68	peak

This report shall not be reproduced except in full, without the written approval of UL Verification Services (Guangzhou) Co., Ltd, Song Shan Lake Branch.

Test Mode:	802.11a 20	Frequency(MHz):	5500
Polarity:	Vertical	Test Voltage:	DC 12V

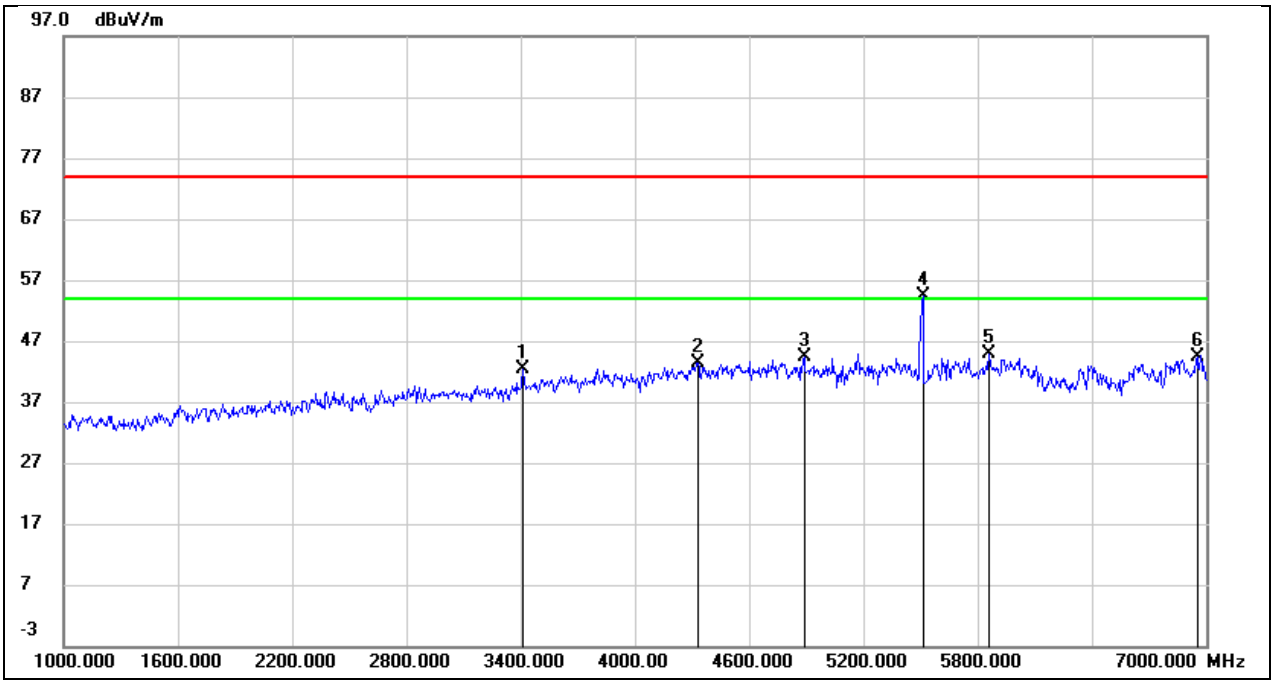

No.	Frequency (MHz)	Reading (dBuV)	Correct (dB/m)	Result (dBuV/m)	Limit (dBuV/m)	Margin (dB)	Remark
1	3412.000	46.32	-4.04	42.28	74.00	-31.72	peak
2	4330.000	43.91	-0.45	43.46	74.00	-30.54	peak
3	4888.000	42.64	1.68	44.32	74.00	-29.68	peak
4	5500.000	50.72	3.60	54.32	/	/	Fundamental
5	5860.000	41.27	3.70	44.97	74.00	-29.03	peak
6	6952.000	36.76	7.56	44.32	74.00	-29.68	peak

This report shall not be reproduced except in full, without the written approval of UL Verification Services (Guangzhou) Co., Ltd, Song Shan Lake Branch.

Test Mode:	802.11a 20	Frequency(MHz):	5580
Polarity:	Horizontal	Test Voltage:	DC 12V

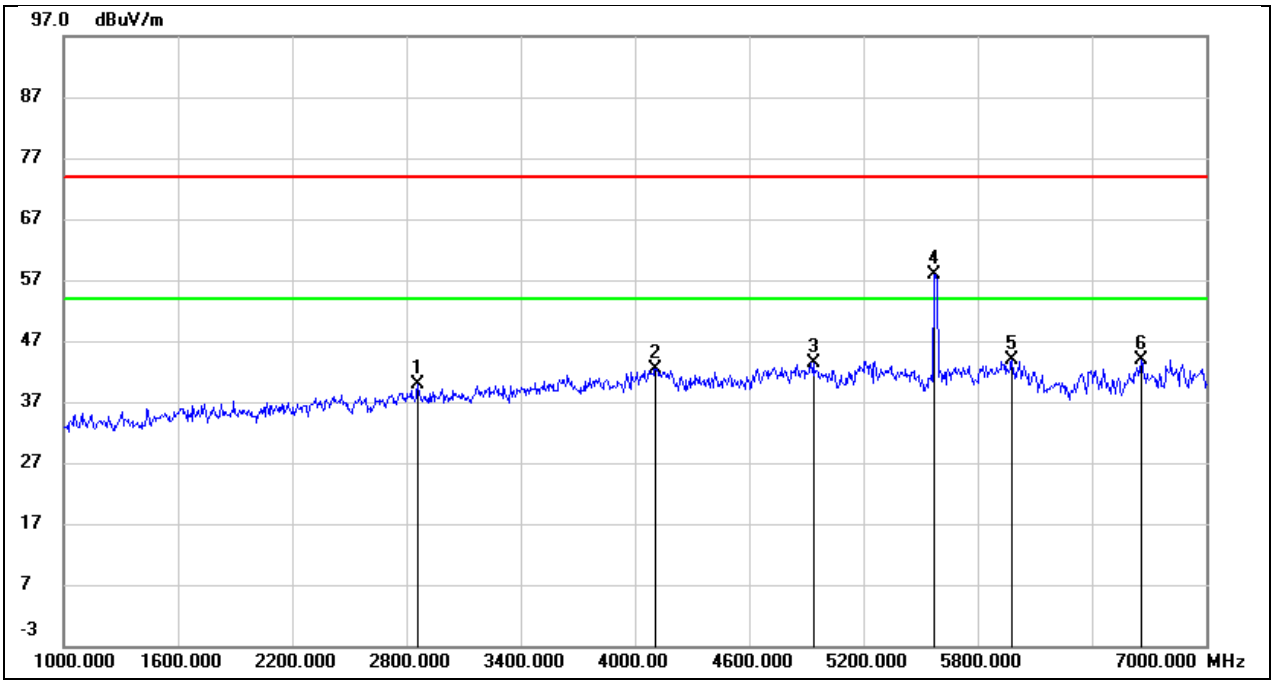

No.	Frequency (MHz)	Reading (dBuV)	Correct (dB/m)	Result (dBuV/m)	Limit (dBuV/m)	Margin (dB)	Remark
1	2860.000	46.42	-6.44	39.98	74.00	-34.02	peak
2	4108.000	44.68	-2.18	42.50	74.00	-31.50	peak
3	4936.000	42.74	0.73	43.47	74.00	-30.53	peak
4	5580.000	55.13	2.85	57.98	/	/	Fundamental
5	5980.000	40.58	3.28	43.86	74.00	-30.14	peak
6	6658.000	39.04	4.92	43.96	74.00	-30.04	peak

This report shall not be reproduced except in full, without the written approval of UL Verification Services (Guangzhou) Co., Ltd, Song Shan Lake Branch.

Test Mode:	802.11a 20	Frequency(MHz):	5580
Polarity:	Vertical	Test Voltage:	DC 12V

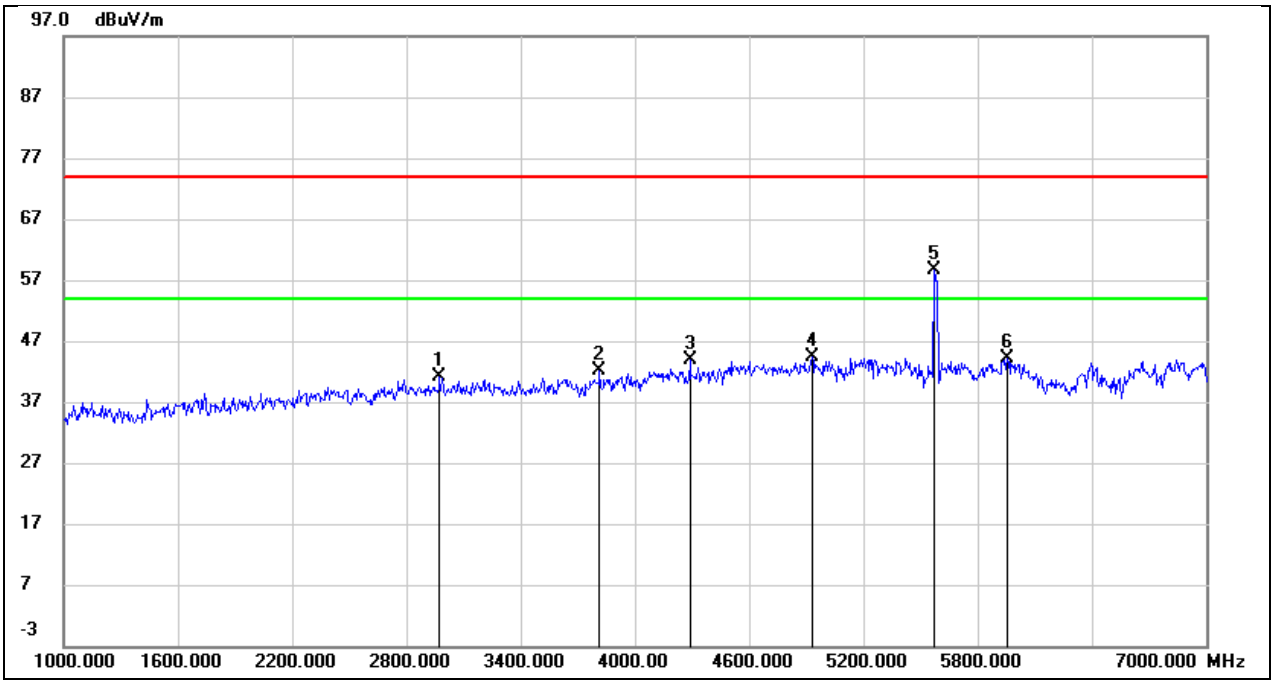

No.	Frequency (MHz)	Reading (dBuV)	Correct (dB/m)	Result (dBuV/m)	Limit (dBuV/m)	Margin (dB)	Remark
1	2974.000	45.63	-4.55	41.08	74.00	-32.92	peak
2	3814.000	43.76	-1.70	42.06	74.00	-31.94	peak
3	4288.000	44.27	-0.42	43.85	74.00	-30.15	peak
4	4930.000	42.52	1.87	44.39	74.00	-29.61	peak
5	5580.000	54.49	4.02	58.51	/	/	Fundamental
6	5956.000	40.04	4.17	44.21	74.00	-29.79	peak

This report shall not be reproduced except in full, without the written approval of UL Verification Services (Guangzhou) Co., Ltd, Song Shan Lake Branch.

Test Mode:	802.11a 20	Frequency(MHz):	5700
Polarity:	Horizontal	Test Voltage:	DC 12V

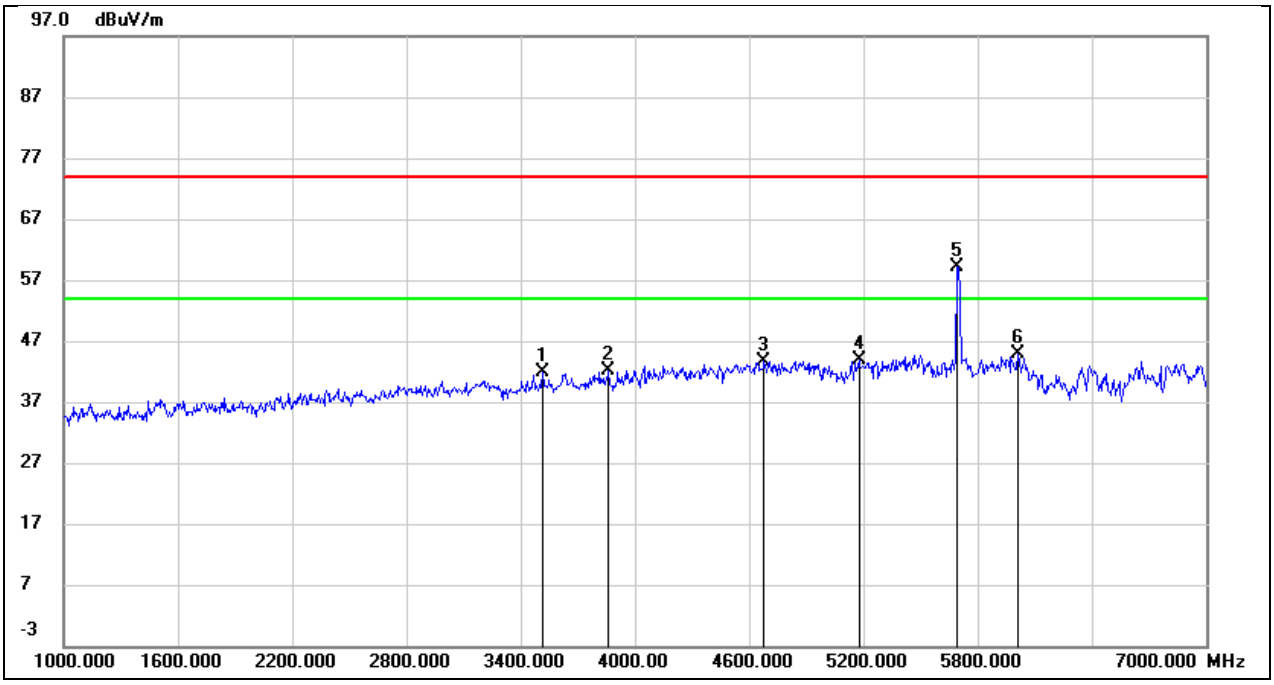

No.	Frequency (MHz)	Reading (dBuV)	Correct (dB/m)	Result (dBuV/m)	Limit (dBuV/m)	Margin (dB)	Remark
1	3514.000	46.32	-4.35	41.97	74.00	-32.03	peak
2	3862.000	44.94	-2.85	42.09	74.00	-31.91	peak
3	4678.000	44.09	-0.44	43.65	74.00	-30.35	peak
4	5176.000	42.42	1.35	43.77	74.00	-30.23	peak
5	5700.000	56.52	2.71	59.23	/	/	Fundamental
6	6010.000	41.41	3.36	44.77	74.00	-29.23	peak

This report shall not be reproduced except in full, without the written approval of UL Verification Services (Guangzhou) Co., Ltd, Song Shan Lake Branch.

Test Mode:	802.11a 20	Frequency(MHz):	5700
Polarity:	Vertical	Test Voltage:	DC 12V

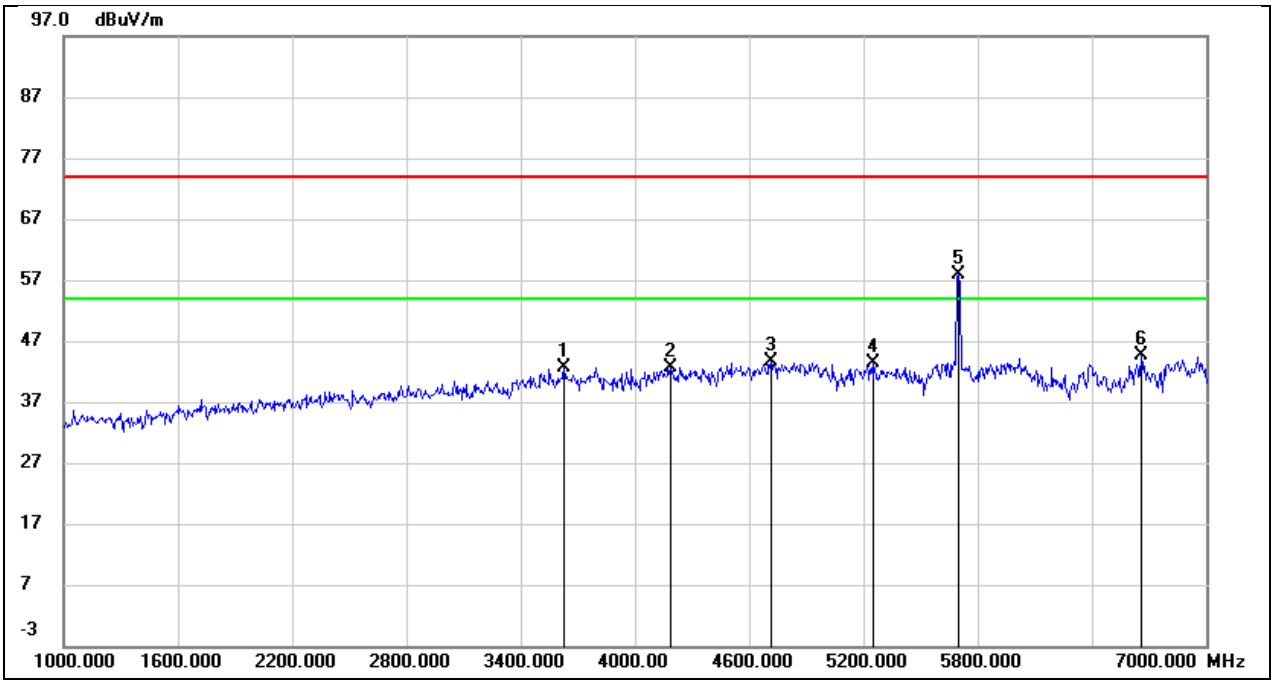

No.	Frequency (MHz)	Reading (dBuV)	Correct (dB/m)	Result (dBuV/m)	Limit (dBuV/m)	Margin (dB)	Remark
1	3628.000	45.17	-2.52	42.65	74.00	-31.35	peak
2	4186.000	43.17	-0.51	42.66	74.00	-31.34	peak
3	4714.000	42.94	0.79	43.73	74.00	-30.27	peak
4	5254.000	40.65	2.67	43.32	74.00	-30.68	peak
5	5700.000	54.09	3.81	57.90	/	/	Fundamental
6	6658.000	38.94	5.75	44.69	74.00	-29.31	peak

This report shall not be reproduced except in full, without the written approval of UL Verification Services (Guangzhou) Co., Ltd, Song Shan Lake Branch.

Test Mode:	802.11a 20	Frequency(MHz):	5720
Polarity:	Horizontal	Test Voltage:	DC 12V

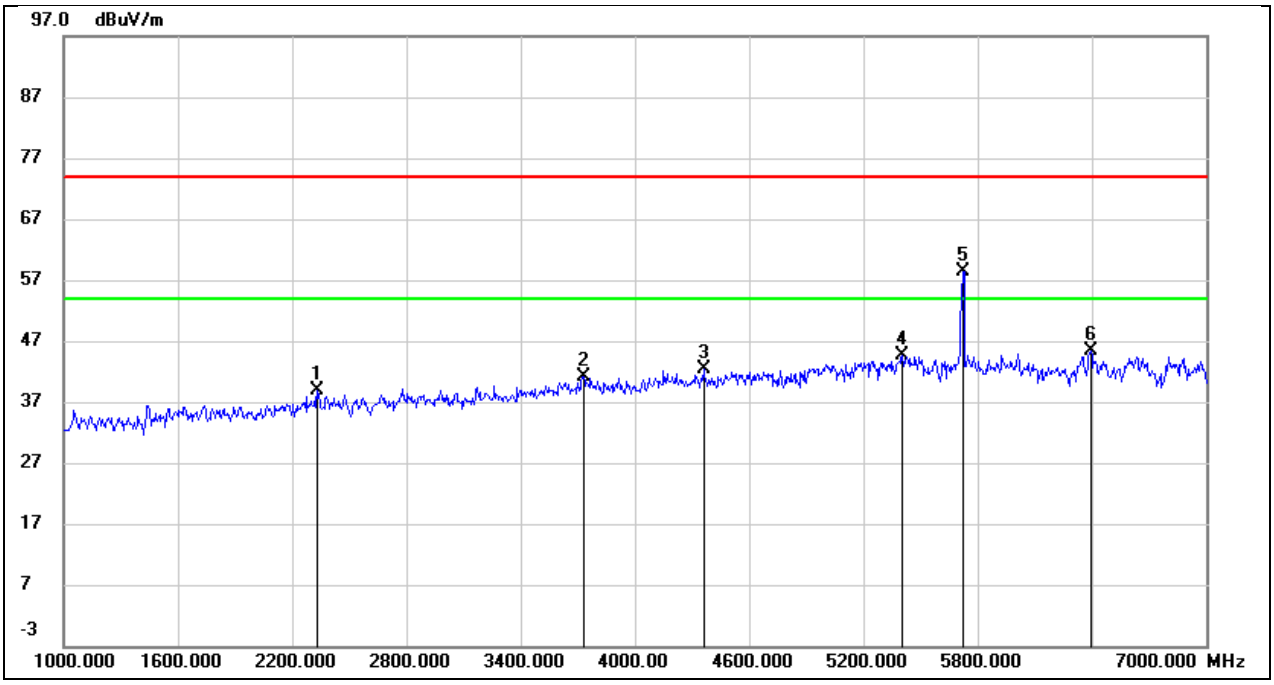

No.	Frequency (MHz)	Reading (dBuV)	Correct (dB/m)	Result (dBuV/m)	Limit (dBuV/m)	Margin (dB)	Remark
1	2332.000	46.82	-8.01	38.81	74.00	-35.19	peak
2	3730.000	44.30	-3.07	41.23	74.00	-32.77	peak
3	4360.000	43.71	-1.42	42.29	74.00	-31.71	peak
4	5404.000	42.89	1.67	44.56	74.00	-29.44	peak
5	5720.000	55.87	2.60	58.47	/	/	Fundamental
6	6394.000	41.31	4.11	45.42	74.00	-28.58	peak

This report shall not be reproduced except in full, without the written approval of UL Verification Services (Guangzhou) Co., Ltd, Song Shan Lake Branch.

Test Mode:	802.11a 20	Frequency(MHz):	5720
Polarity:	Vertical	Test Voltage:	DC 12V

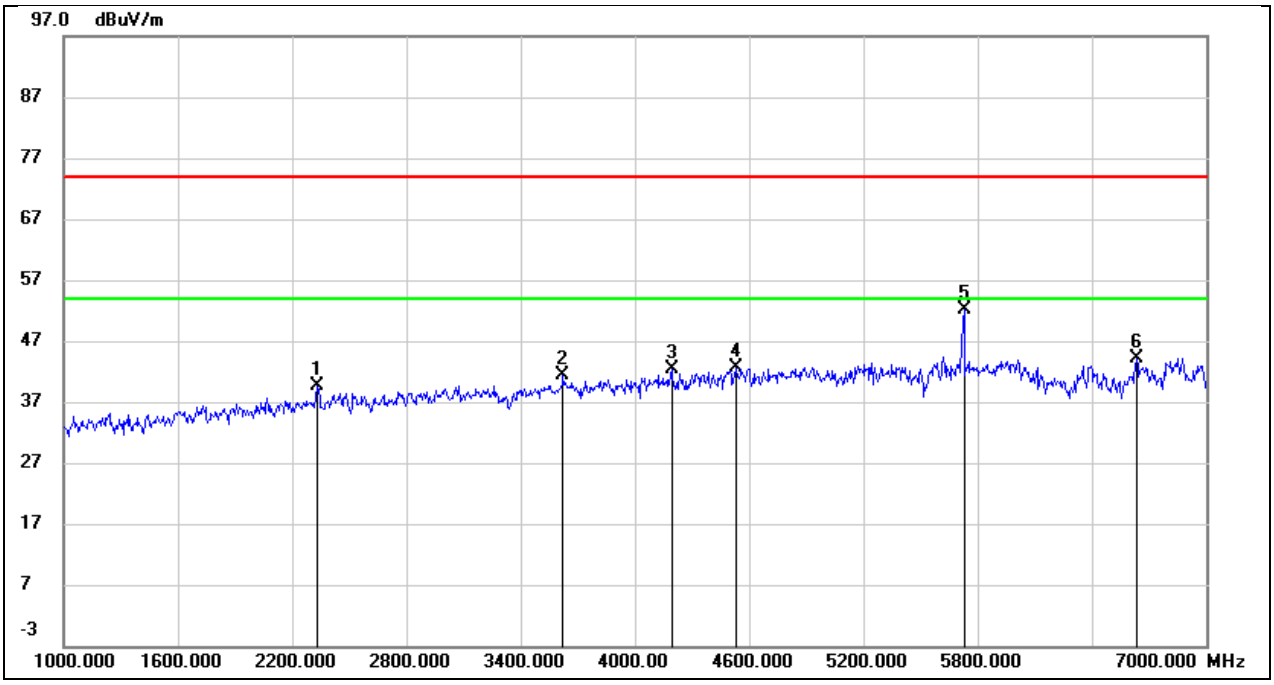

No.	Frequency (MHz)	Reading (dBuV)	Correct (dB/m)	Result (dBuV/m)	Limit (dBuV/m)	Margin (dB)	Remark
1	2332.000	46.69	-7.17	39.52	74.00	-34.48	peak
2	3622.000	44.02	-2.57	41.45	74.00	-32.55	peak
3	4192.000	42.79	-0.45	42.34	74.00	-31.66	peak
4	4534.000	42.75	-0.10	42.65	74.00	-31.35	peak
5	5720.000	48.34	3.68	52.02	/	/	Fundamental
6	6634.000	38.45	5.69	44.14	74.00	-29.86	peak

This report shall not be reproduced except in full, without the written approval of UL Verification Services (Guangzhou) Co., Ltd, Song Shan Lake Branch.

Test Mode:	802.11a 20	Frequency(MHz):	5745
Polarity:	Horizontal	Test Voltage:	DC 12V

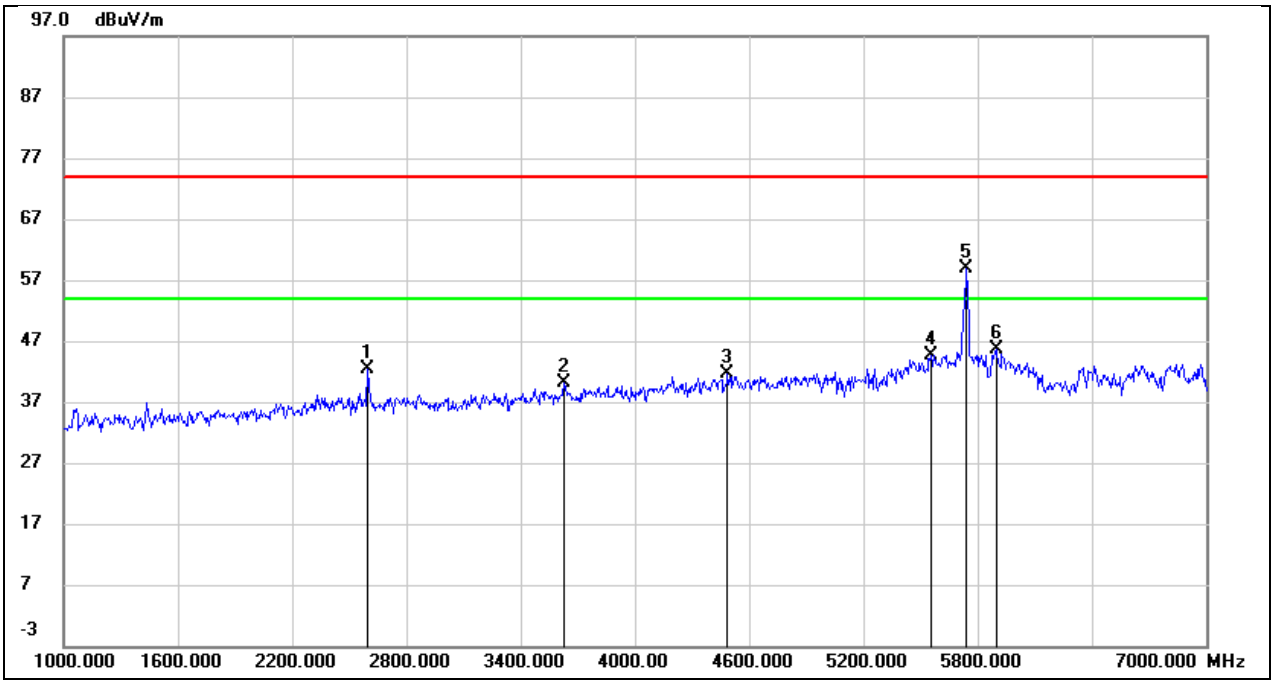

No.	Frequency (MHz)	Reading (dBuV)	Correct (dB/m)	Result (dBuV/m)	Limit (dBuV/m)	Margin (dB)	Remark
1	2596.000	50.23	-7.79	42.44	74.00	-31.56	peak
2	3628.000	43.63	-3.55	40.08	74.00	-33.92	peak
3	4486.000	42.66	-1.14	41.52	74.00	-32.48	peak
4	5554.000	41.85	2.72	44.57	74.00	-29.43	peak
5	5745.000	56.31	2.53	58.84	/	/	Fundamental
6	5896.000	42.73	2.83	45.56	74.00	-28.44	peak

This report shall not be reproduced except in full, without the written approval of UL Verification Services (Guangzhou) Co., Ltd, Song Shan Lake Branch.

Test Mode:	802.11a 20	Frequency(MHz):	5745
Polarity:	Vertical	Test Voltage:	DC 12V

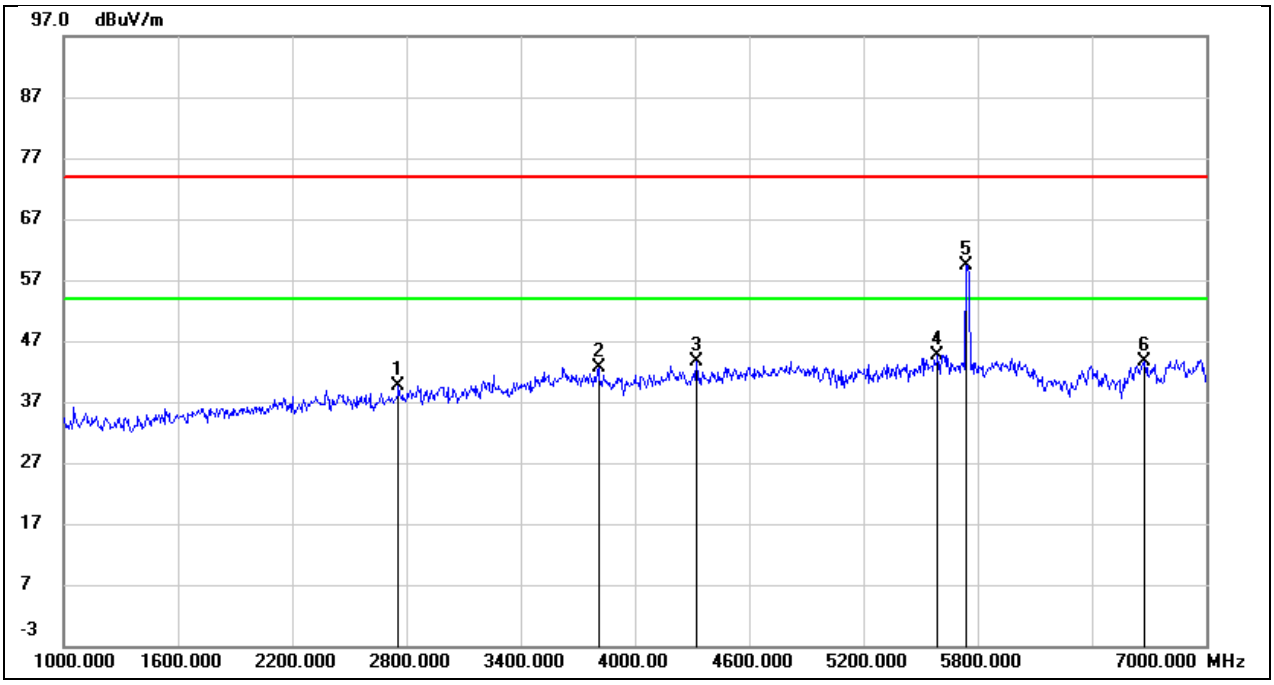

No.	Frequency (MHz)	Reading (dBuV)	Correct (dB/m)	Result (dBuV/m)	Limit (dBuV/m)	Margin (dB)	Remark
1	2758.000	45.47	-5.92	39.55	74.00	-34.45	peak
2	3808.000	44.37	-1.69	42.68	74.00	-31.32	peak
3	4324.000	44.14	-0.44	43.70	74.00	-30.30	peak
4	5590.000	40.57	4.14	44.71	74.00	-29.29	peak
5	5745.000	55.83	3.64	59.47	/	/	Fundamental
6	6676.000	37.89	5.81	43.70	74.00	-30.30	peak

This report shall not be reproduced except in full, without the written approval of UL Verification Services (Guangzhou) Co., Ltd, Song Shan Lake Branch.

Test Mode:	802.11a 20	Frequency(MHz):	5785
Polarity:	Horizontal	Test Voltage:	DC 12V

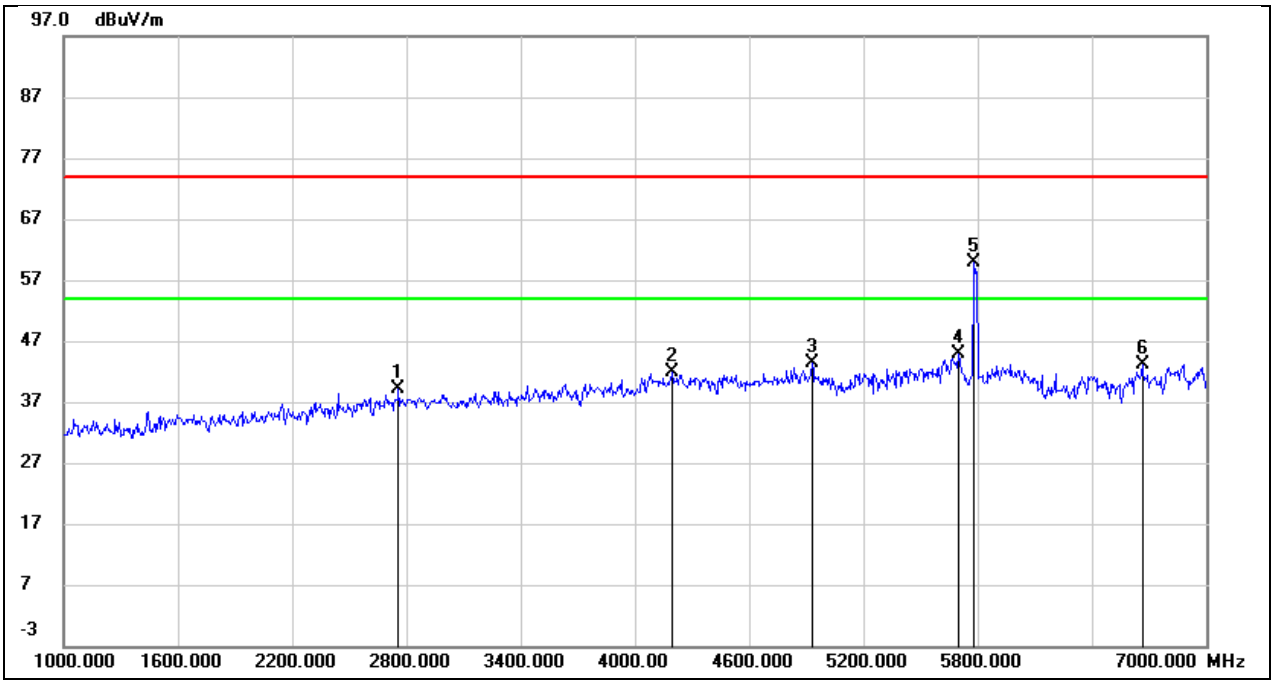

No.	Frequency (MHz)	Reading (dBuV)	Correct (dB/m)	Result (dBuV/m)	Limit (dBuV/m)	Margin (dB)	Remark
1	2758.000	46.18	-6.98	39.20	74.00	-34.80	peak
2	4198.000	43.27	-1.42	41.85	74.00	-32.15	peak
3	4930.000	42.67	0.71	43.38	74.00	-30.62	peak
4	5698.000	42.12	2.69	44.81	74.00	-29.19	peak
5	5785.000	57.55	2.39	59.94	/	/	Fundamental
6	6664.000	38.08	4.94	43.02	74.00	-30.98	peak

This report shall not be reproduced except in full, without the written approval of UL Verification Services (Guangzhou) Co., Ltd, Song Shan Lake Branch.

Test Mode:	802.11a 20	Frequency(MHz):	5785
Polarity:	Vertical	Test Voltage:	DC 12V

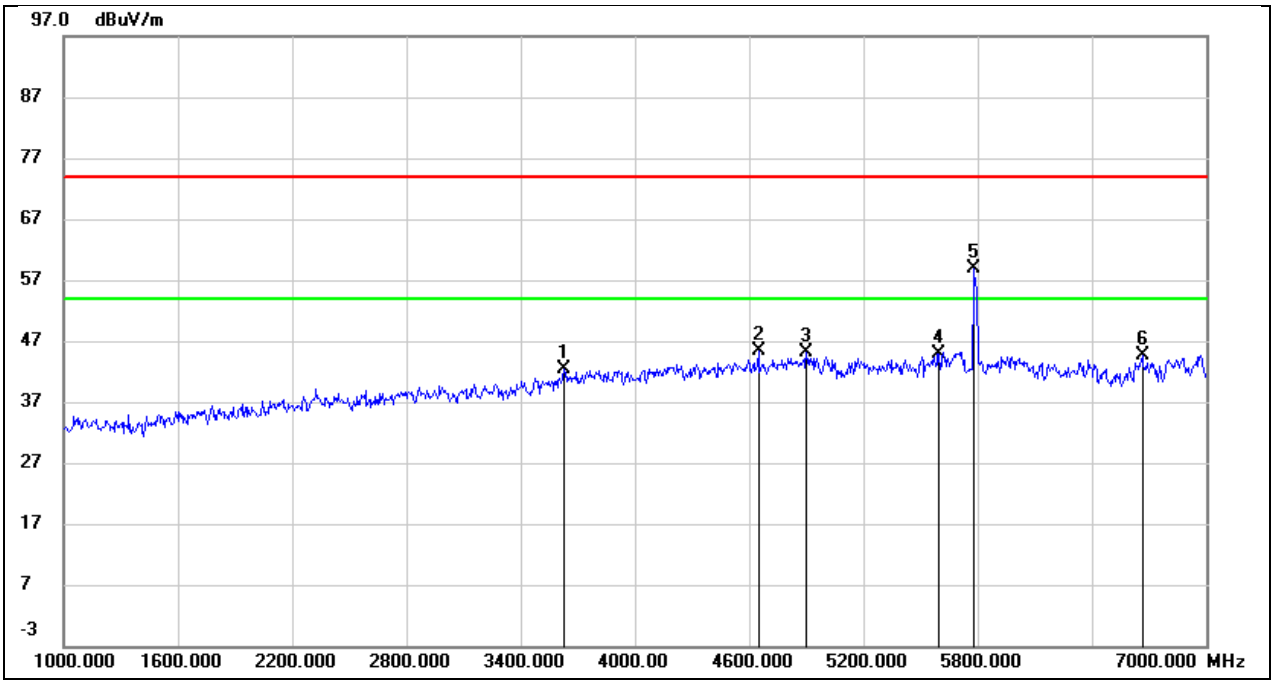

No.	Frequency (MHz)	Reading (dBuV)	Correct (dB/m)	Result (dBuV/m)	Limit (dBuV/m)	Margin (dB)	Remark
1	3628.000	44.78	-2.52	42.26	74.00	-31.74	peak
2	4648.000	44.89	0.41	45.30	74.00	-28.70	peak
3	4900.000	43.41	1.73	45.14	74.00	-28.86	peak
4	5596.000	40.66	4.18	44.84	74.00	-29.16	peak
5	5785.000	55.41	3.48	58.89	/	/	Fundamental
6	6664.000	38.84	5.78	44.62	74.00	-29.38	peak

This report shall not be reproduced except in full, without the written approval of UL Verification Services (Guangzhou) Co., Ltd, Song Shan Lake Branch.

Test Mode:	802.11a 20	Frequency(MHz):	5825
Polarity:	Horizontal	Test Voltage:	DC 12V

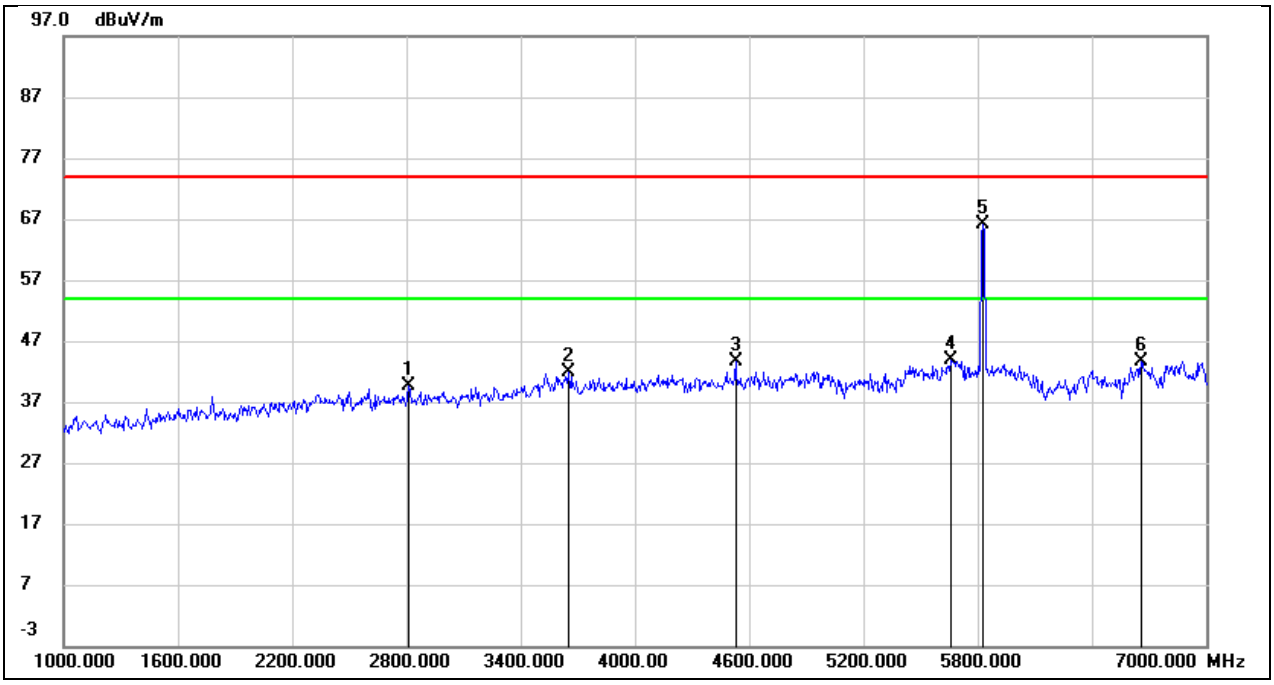

No.	Frequency (MHz)	Reading (dBuV)	Correct (dB/m)	Result (dBuV/m)	Limit (dBuV/m)	Margin (dB)	Remark
1	2812.000	46.30	-6.70	39.60	74.00	-34.40	peak
2	3652.000	45.41	-3.45	41.96	74.00	-32.04	peak
3	4528.000	44.73	-1.03	43.70	74.00	-30.30	peak
4	5656.000	41.09	2.84	43.93	74.00	-30.07	peak
5	5825.000	63.70	2.48	66.18	/	/	Fundamental
6	6658.000	38.62	4.92	43.54	74.00	-30.46	peak

This report shall not be reproduced except in full, without the written approval of UL Verification Services (Guangzhou) Co., Ltd, Song Shan Lake Branch.

Test Mode:	802.11a 20	Frequency(MHz):	5825
Polarity:	Vertical	Test Voltage:	DC 12V

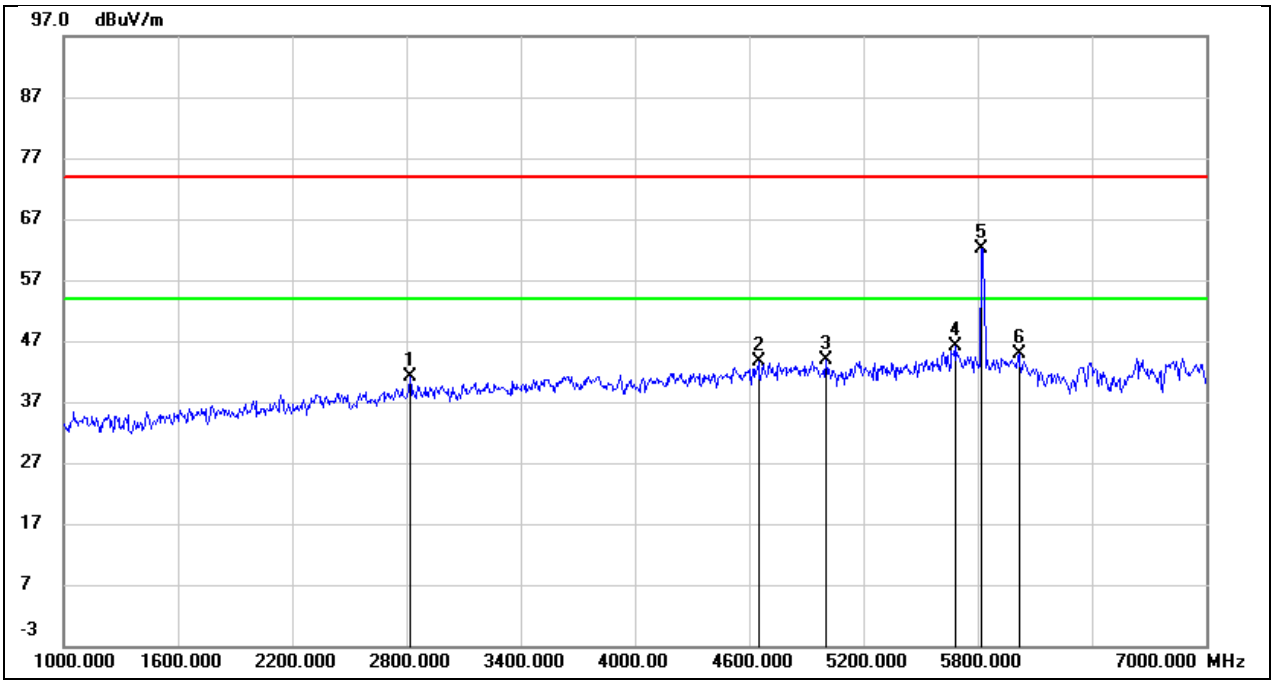

No.	Frequency (MHz)	Reading (dBuV)	Correct (dB/m)	Result (dBuV/m)	Limit (dBuV/m)	Margin (dB)	Remark
1	2818.000	46.71	-5.55	41.16	74.00	-32.84	peak
2	4648.000	43.34	0.41	43.75	74.00	-30.25	peak
3	5002.000	41.75	2.18	43.93	74.00	-30.07	peak
4	5680.000	42.22	3.89	46.11	74.00	-27.89	peak
5	5825.000	58.69	3.48	62.17	/	/	Fundamental
6	6016.000	40.55	4.34	44.89	74.00	-29.11	peak

This report shall not be reproduced except in full, without the written approval of UL Verification Services (Guangzhou) Co., Ltd, Song Shan Lake Branch.

8.3. SPURIOUS EMISSIONS(7 GHZ~18 GHZ)

Test Mode:	802.11a 20	Frequency(MHz):	5180
Polarity:	Horizontal	Test Voltage:	DC 12V

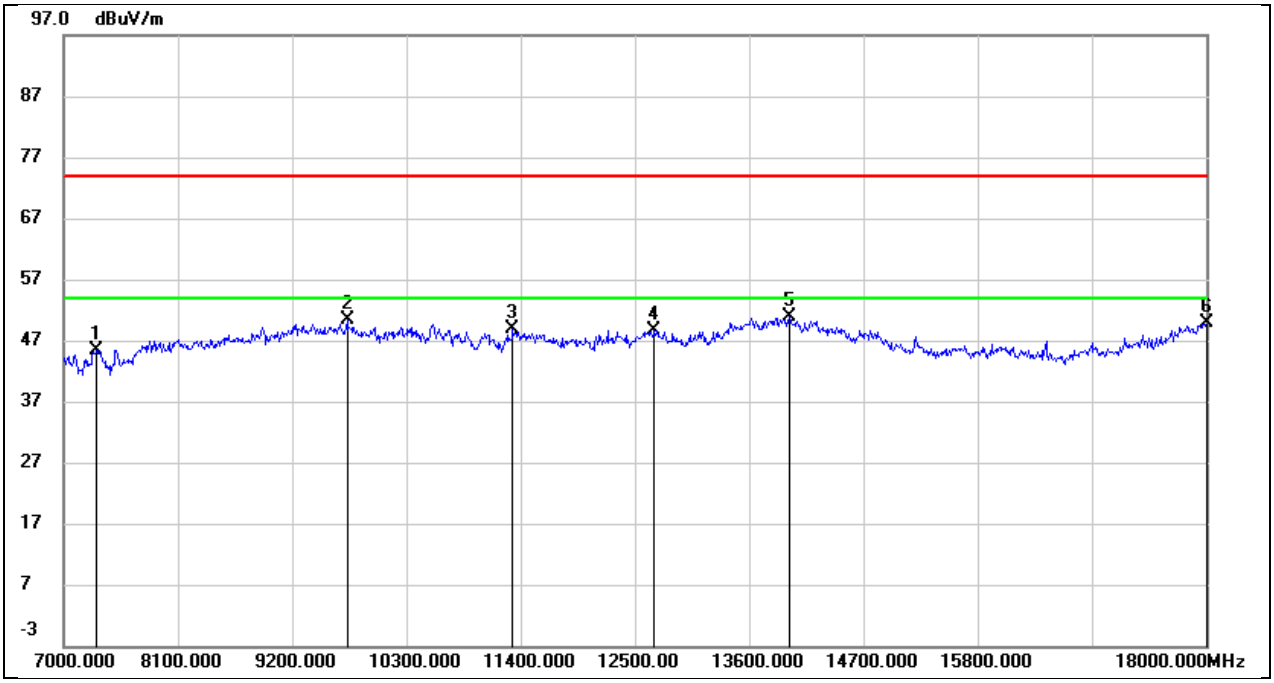

No.	Frequency (MHz)	Reading (dBuV)	Correct (dB/m)	Result (dBuV/m)	Limit (dBuV/m)	Margin (dB)	Remark
1	7319.000	37.80	7.66	45.46	74.00	-28.54	peak
2	9728.000	36.61	13.68	50.29	74.00	-23.71	peak
3	11323.000	32.01	16.89	48.90	74.00	-25.10	peak
4	12687.000	29.17	19.52	48.69	74.00	-25.31	peak
5	13985.000	27.31	23.55	50.86	74.00	-23.14	peak
6	18000.000	20.22	29.61	49.83	74.00	-24.17	peak

This report shall not be reproduced except in full, without the written approval of UL Verification Services (Guangzhou) Co., Ltd, Song Shan Lake Branch.

Test Mode:	802.11a 20	Frequency(MHz):	5180
Polarity:	Vertical	Test Voltage:	DC 12V

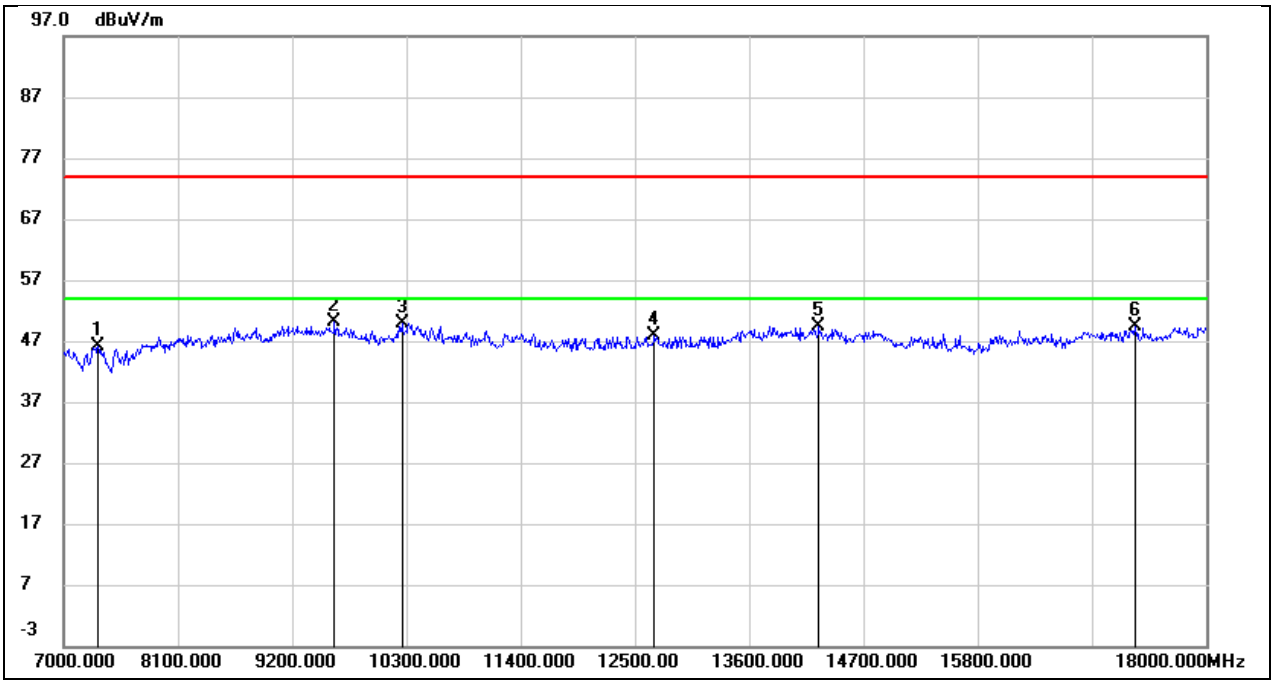

No.	Frequency (MHz)	Reading (dBuV)	Correct (dB/m)	Result (dBuV/m)	Limit (dBuV/m)	Margin (dB)	Remark
1	7330.000	37.83	8.30	46.13	74.00	-27.87	peak
2	9607.000	36.71	13.33	50.04	74.00	-23.96	peak
3	10256.000	37.07	12.79	49.86	74.00	-24.14	peak
4	12687.000	29.44	18.51	47.95	74.00	-26.05	peak
5	14271.000	28.01	21.47	49.48	74.00	-24.52	peak
6	17318.000	24.31	24.99	49.30	74.00	-24.70	peak

This report shall not be reproduced except in full, without the written approval of UL Verification Services (Guangzhou) Co., Ltd, Song Shan Lake Branch.

Test Mode:	802.11a 20	Frequency(MHz):	5200
Polarity:	Horizontal	Test Voltage:	DC 12V

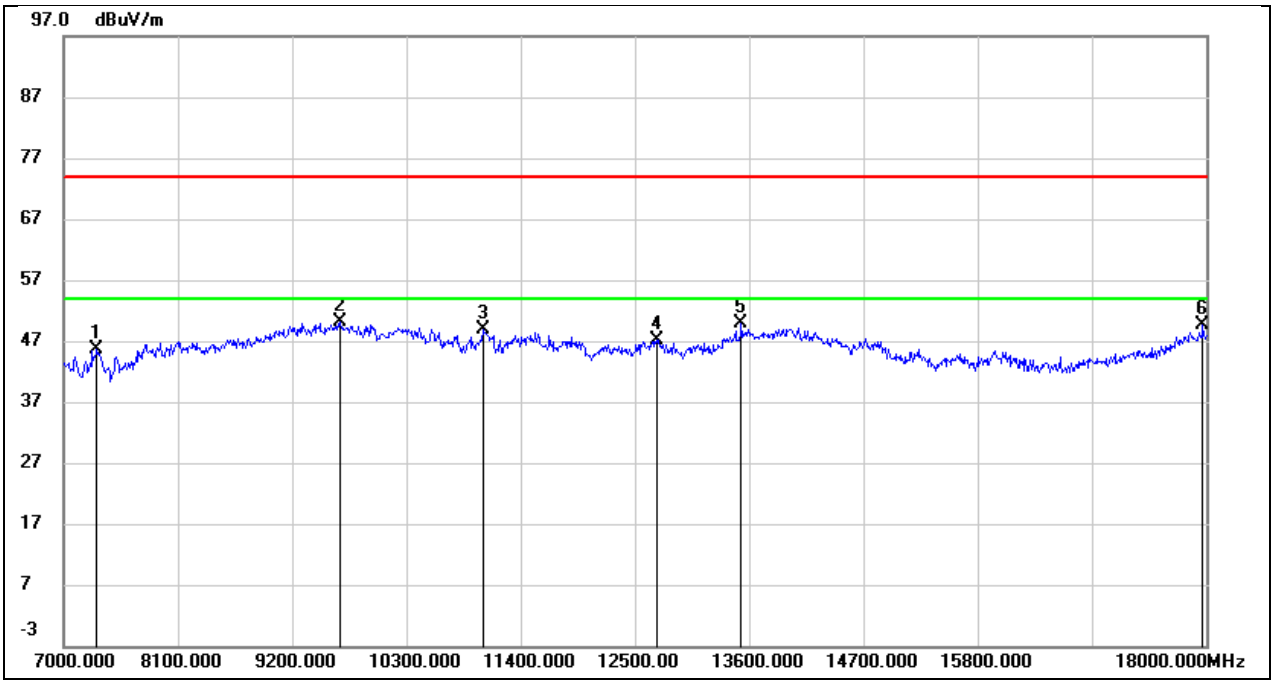

No.	Frequency (MHz)	Reading (dBuV)	Correct (dB/m)	Result (dBuV/m)	Limit (dBuV/m)	Margin (dB)	Remark
1	7319.000	37.86	7.66	45.52	74.00	-28.48	peak
2	9662.000	36.51	13.56	50.07	74.00	-23.93	peak
3	11037.000	33.50	15.27	48.77	74.00	-25.23	peak
4	12709.000	27.60	19.60	47.20	74.00	-26.80	peak
5	13523.000	27.78	22.08	49.86	74.00	-24.14	peak
6	17967.000	20.28	29.26	49.54	74.00	-24.46	peak

This report shall not be reproduced except in full, without the written approval of UL Verification Services (Guangzhou) Co., Ltd, Song Shan Lake Branch.

Test Mode:	802.11a 20	Frequency(MHz):	5200
Polarity:	Vertical	Test Voltage:	DC 12V

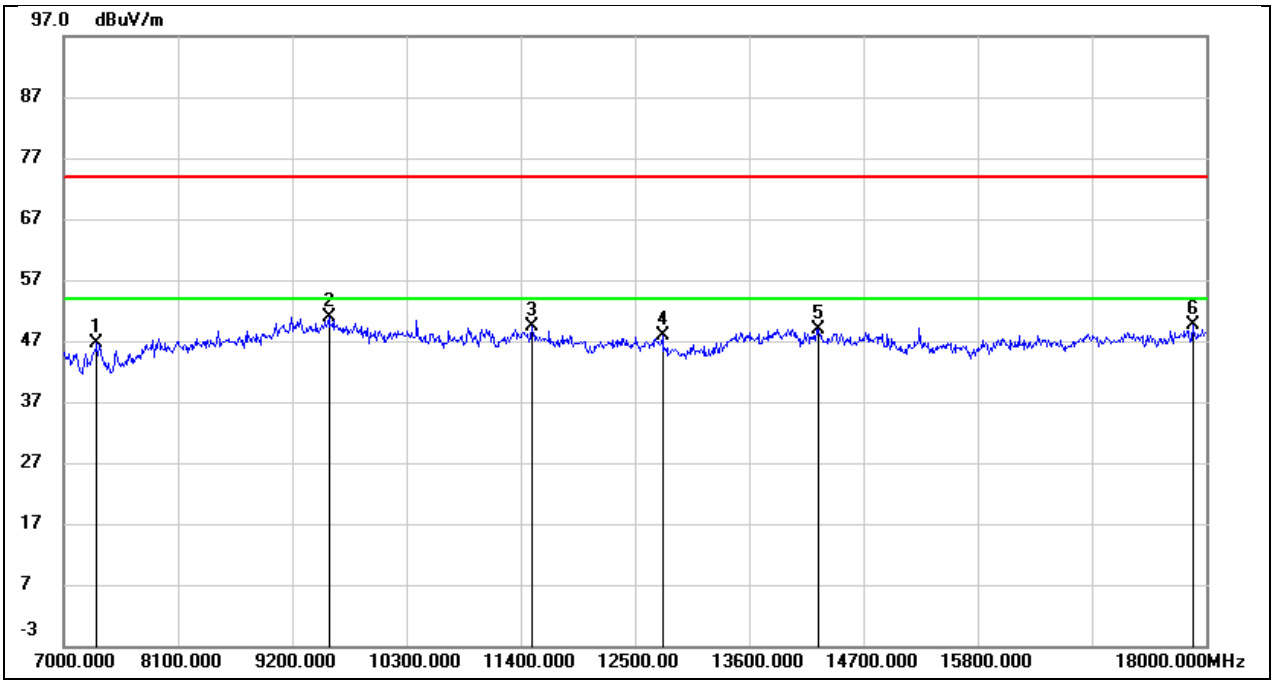

No.	Frequency (MHz)	Reading (dBuV)	Correct (dB/m)	Result (dBuV/m)	Limit (dBuV/m)	Margin (dB)	Remark
1	7319.000	38.29	8.30	46.59	74.00	-27.41	peak
2	9552.000	37.76	13.10	50.86	74.00	-23.14	peak
3	11510.000	32.99	16.37	49.36	74.00	-24.64	peak
4	12764.000	29.01	18.77	47.78	74.00	-26.22	peak
5	14260.000	27.49	21.50	48.99	74.00	-25.01	peak
6	17868.000	23.07	26.59	49.66	74.00	-24.34	peak

This report shall not be reproduced except in full, without the written approval of UL Verification Services (Guangzhou) Co., Ltd, Song Shan Lake Branch.

Test Mode:	802.11a 20	Frequency(MHz):	5240
Polarity:	Horizontal	Test Voltage:	DC 12V

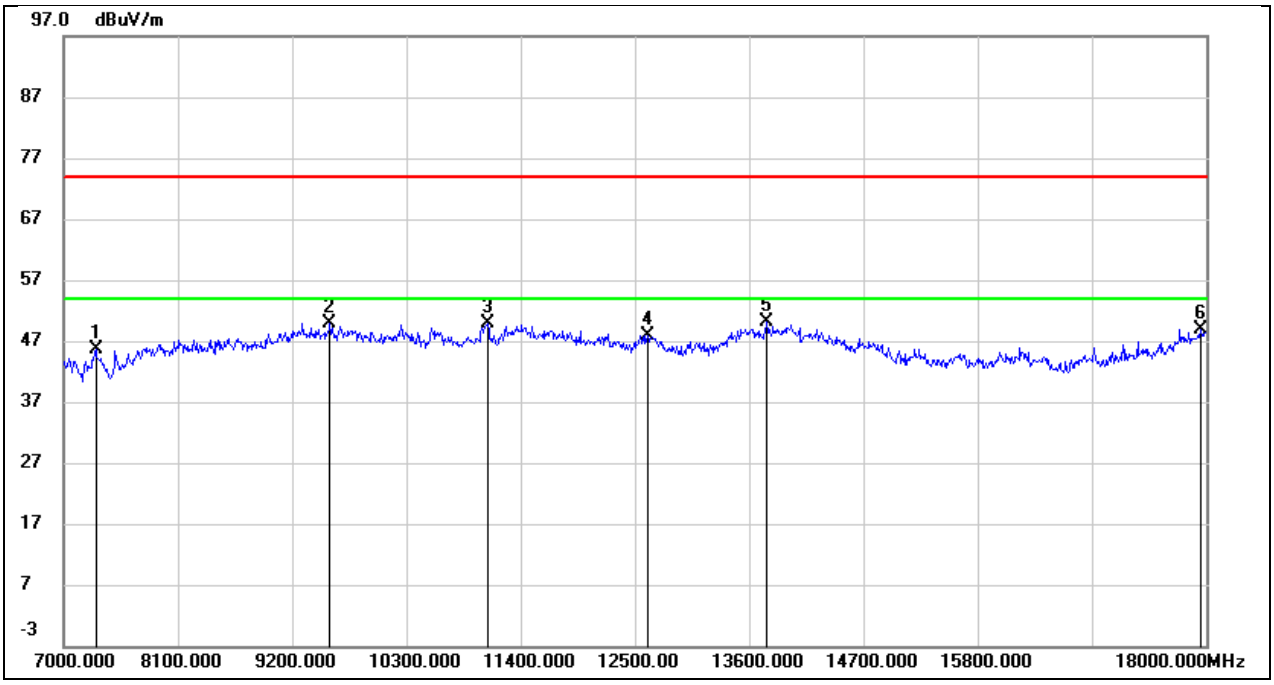

No.	Frequency (MHz)	Reading (dBuV)	Correct (dB/m)	Result (dBuV/m)	Limit (dBuV/m)	Margin (dB)	Remark
1	7308.000	37.96	7.64	45.60	74.00	-28.40	peak
2	9563.000	36.75	13.23	49.98	74.00	-24.02	peak
3	11081.000	34.26	15.51	49.77	74.00	-24.23	peak
4	12621.000	28.73	19.24	47.97	74.00	-26.03	peak
5	13765.000	27.36	22.70	50.06	74.00	-23.94	peak
6	17945.000	19.90	29.03	48.93	74.00	-25.07	peak

This report shall not be reproduced except in full, without the written approval of UL Verification Services (Guangzhou) Co., Ltd, Song Shan Lake Branch.

Test Mode:	802.11a 20	Frequency(MHz):	5240
Polarity:	Vertical	Test Voltage:	DC 12V

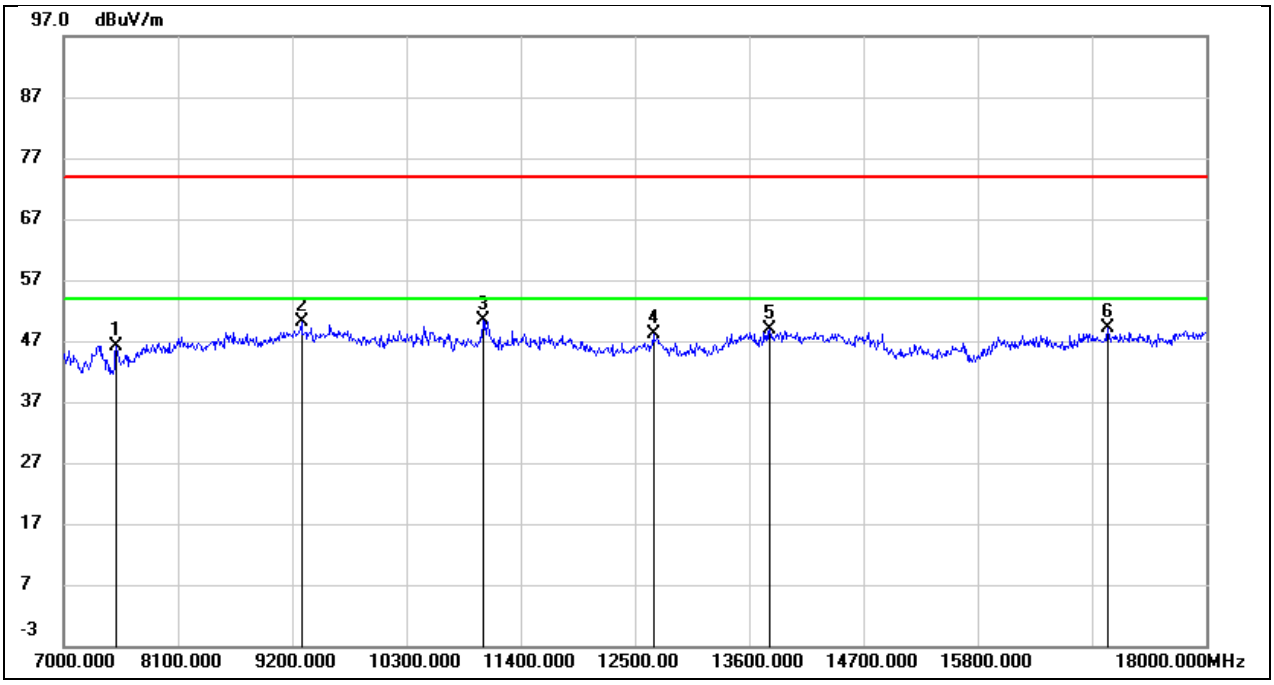

No.	Frequency (MHz)	Reading (dBuV)	Correct (dB/m)	Result (dBuV/m)	Limit (dBuV/m)	Margin (dB)	Remark
1	7506.000	37.89	8.34	46.23	74.00	-27.77	peak
2	9288.000	38.10	12.01	50.11	74.00	-23.89	peak
3	11037.000	35.89	14.42	50.31	74.00	-23.69	peak
4	12676.000	29.58	18.47	48.05	74.00	-25.95	peak
5	13798.000	27.79	21.15	48.94	74.00	-25.06	peak
6	17054.000	24.70	24.55	49.25	74.00	-24.75	peak

This report shall not be reproduced except in full, without the written approval of UL Verification Services (Guangzhou) Co., Ltd, Song Shan Lake Branch.

Test Mode:	802.11a 20	Frequency(MHz):	5260
Polarity:	Horizontal	Test Voltage:	DC 12V

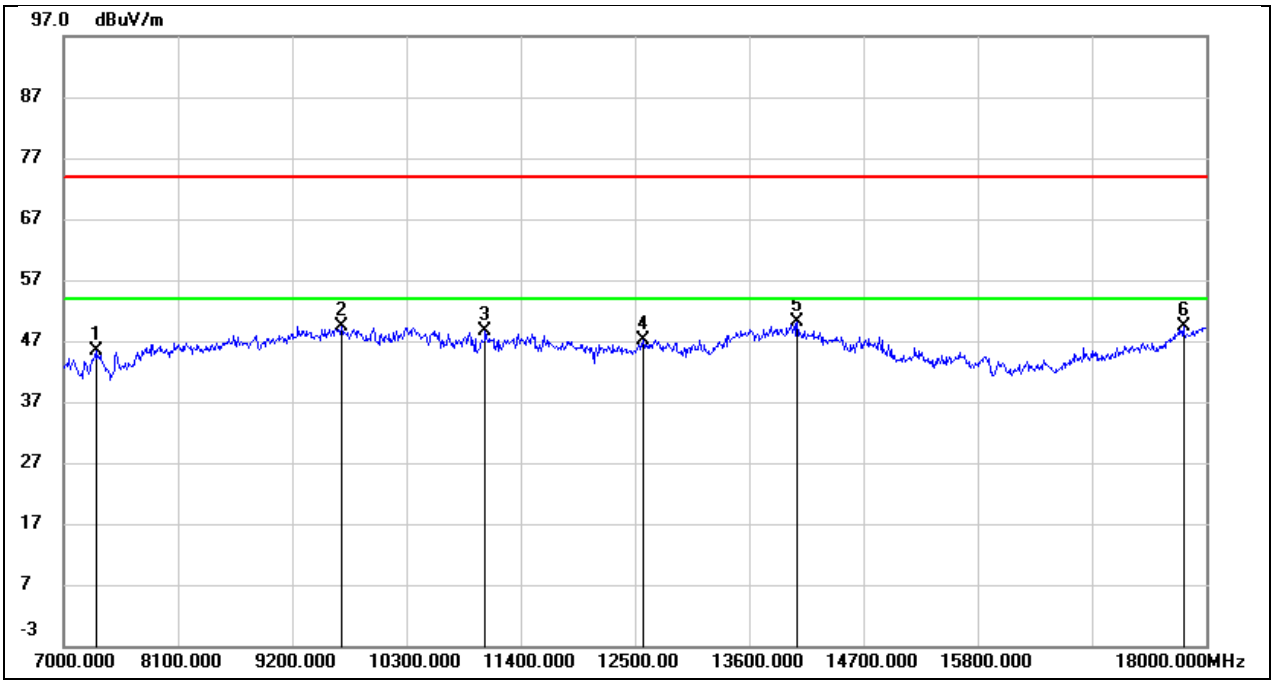

No.	Frequency (MHz)	Reading (dBuV)	Correct (dB/m)	Result (dBuV/m)	Limit (dBuV/m)	Margin (dB)	Remark
1	7308.000	37.73	7.64	45.37	74.00	-28.63	peak
2	9673.000	35.77	13.58	49.35	74.00	-24.65	peak
3	11059.000	33.19	15.39	48.58	74.00	-25.42	peak
4	12577.000	28.08	19.13	47.21	74.00	-26.79	peak
5	14062.000	26.78	23.35	50.13	74.00	-23.87	peak
6	17780.000	22.20	27.29	49.49	74.00	-24.51	peak

This report shall not be reproduced except in full, without the written approval of UL Verification Services (Guangzhou) Co., Ltd, Song Shan Lake Branch.

Test Mode:	802.11a 20	Frequency(MHz):	5260
Polarity:	Vertical	Test Voltage:	DC 12V

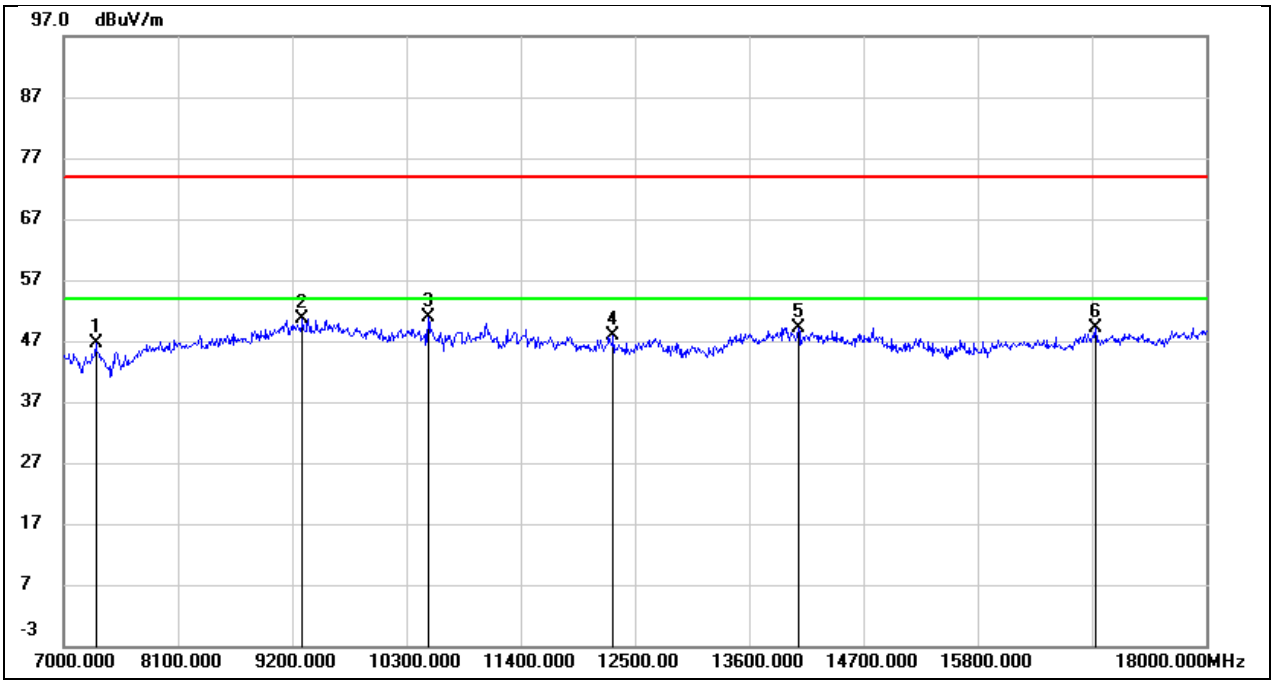

No.	Frequency (MHz)	Reading (dBuV)	Correct (dB/m)	Result (dBuV/m)	Limit (dBuV/m)	Margin (dB)	Remark
1	7308.000	38.43	8.29	46.72	74.00	-27.28	peak
2	9299.000	38.69	12.04	50.73	74.00	-23.27	peak
3	10509.000	37.49	13.35	50.84	74.00	-23.16	peak
4	12291.000	30.13	17.85	47.98	74.00	-26.02	peak
5	14073.000	27.24	21.90	49.14	74.00	-24.86	peak
6	16933.000	24.90	24.30	49.20	74.00	-24.80	peak

This report shall not be reproduced except in full, without the written approval of UL Verification Services (Guangzhou) Co., Ltd, Song Shan Lake Branch.

Test Mode:	802.11a 20	Frequency(MHz):	5280
Polarity:	Horizontal	Test Voltage:	DC 12V

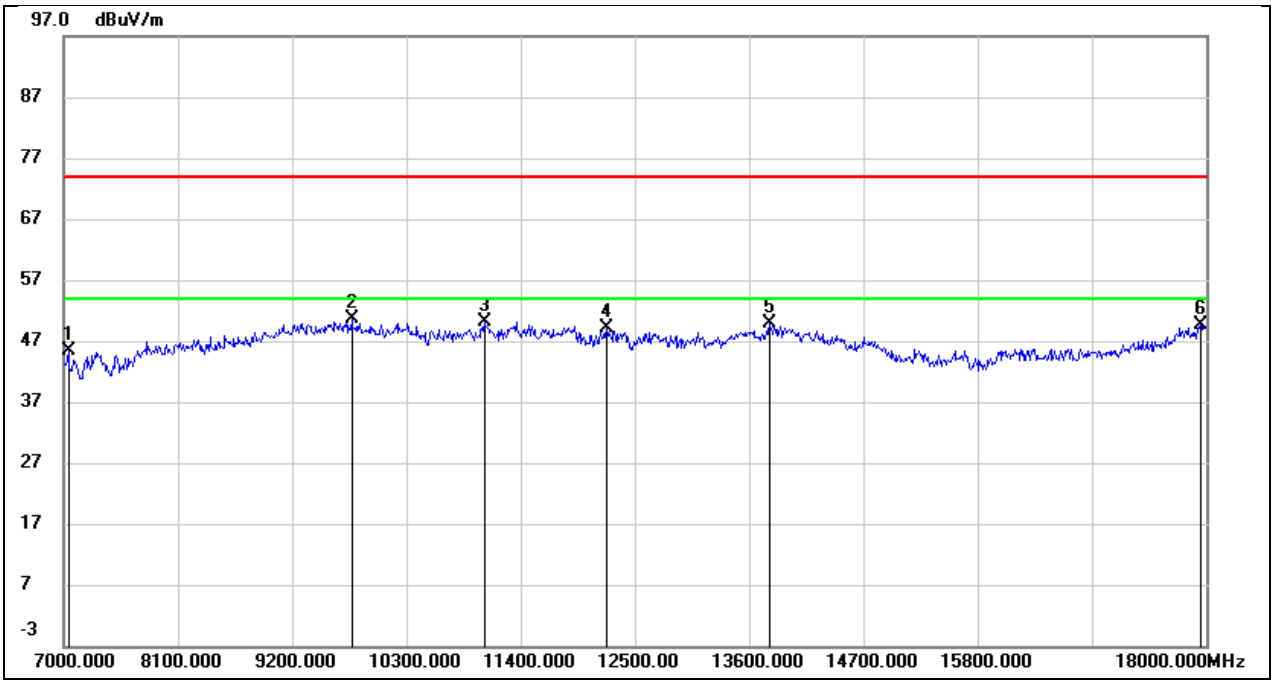

No.	Frequency (MHz)	Reading (dBuV)	Correct (dB/m)	Result (dBuV/m)	Limit (dBuV/m)	Margin (dB)	Remark
1	7044.000	38.23	7.21	45.44	74.00	-28.56	peak
2	9772.000	36.78	13.75	50.53	74.00	-23.47	peak
3	11048.000	34.88	15.33	50.21	74.00	-23.79	peak
4	12225.000	30.37	18.74	49.11	74.00	-24.89	peak
5	13798.000	27.14	22.79	49.93	74.00	-24.07	peak
6	17945.000	20.58	29.03	49.61	74.00	-24.39	peak

This report shall not be reproduced except in full, without the written approval of UL Verification Services (Guangzhou) Co., Ltd, Song Shan Lake Branch.

Test Mode:	802.11a 20	Frequency(MHz):	5280
Polarity:	Vertical	Test Voltage:	DC 12V

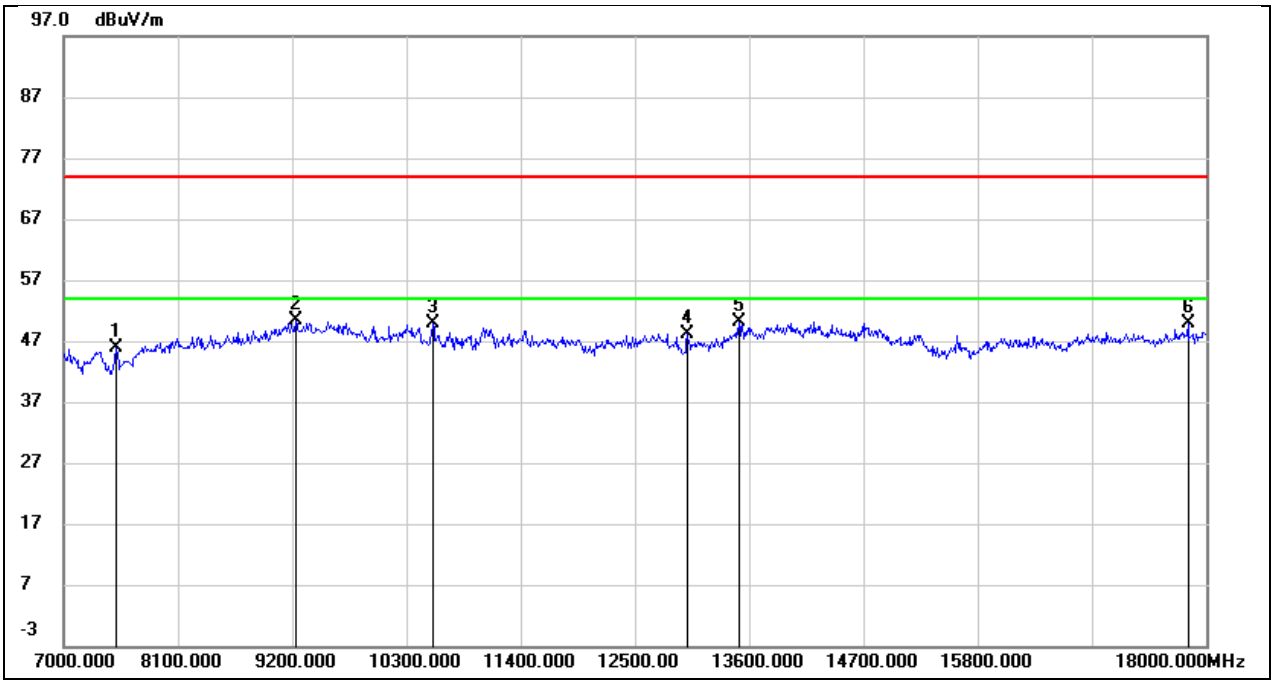

No.	Frequency (MHz)	Reading (dBuV)	Correct (dB/m)	Result (dBuV/m)	Limit (dBuV/m)	Margin (dB)	Remark
1	7506.000	37.48	8.34	45.82	74.00	-28.18	peak
2	9233.000	38.57	11.88	50.45	74.00	-23.55	peak
3	10553.000	36.41	13.43	49.84	74.00	-24.16	peak
4	13006.000	29.29	18.88	48.17	74.00	-25.83	peak
5	13501.000	29.77	20.34	50.11	74.00	-23.89	peak
6	17824.000	23.51	26.31	49.82	74.00	-24.18	peak

This report shall not be reproduced except in full, without the written approval of UL Verification Services (Guangzhou) Co., Ltd, Song Shan Lake Branch.

Test Mode:	802.11a 20	Frequency(MHz):	5320
Polarity:	Horizontal	Test Voltage:	DC 12V

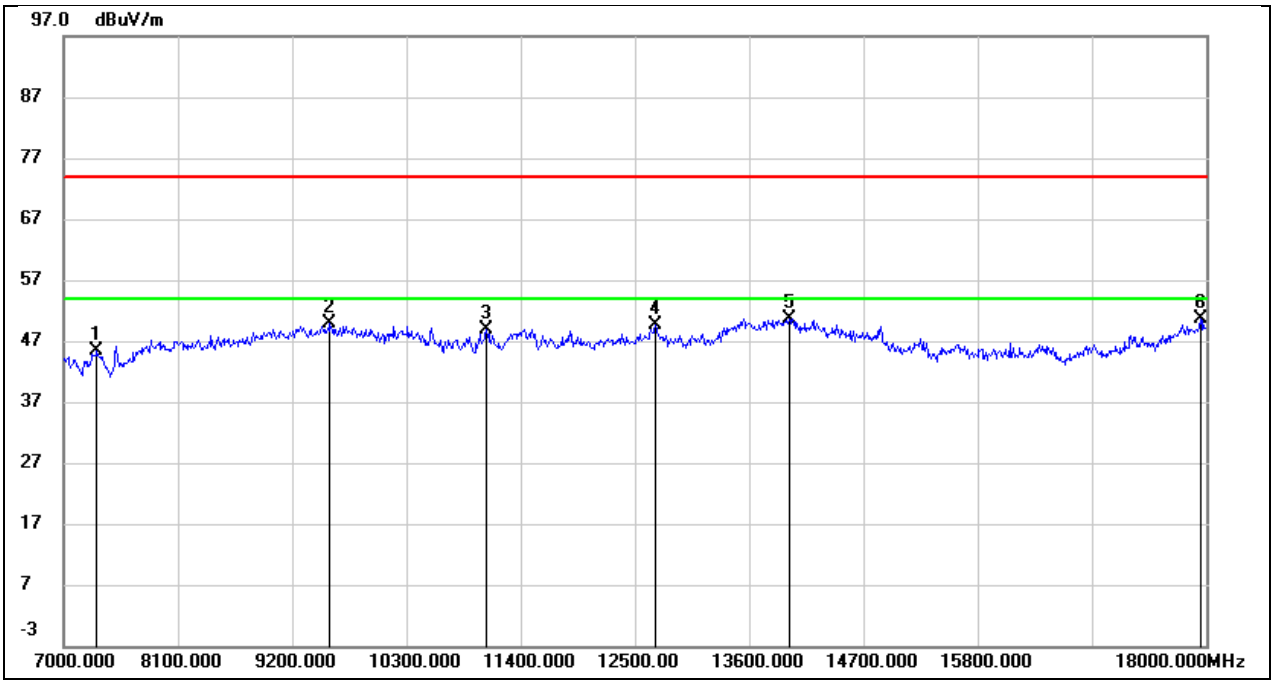

No.	Frequency (MHz)	Reading (dBuV)	Correct (dB/m)	Result (dBuV/m)	Limit (dBuV/m)	Margin (dB)	Remark
1	7319.000	37.74	7.66	45.40	74.00	-28.60	peak
2	9563.000	36.54	13.23	49.77	74.00	-24.23	peak
3	11070.000	33.46	15.44	48.90	74.00	-25.10	peak
4	12698.000	30.19	19.56	49.75	74.00	-24.25	peak
5	13985.000	27.20	23.55	50.75	74.00	-23.25	peak
6	17945.000	21.49	29.03	50.52	74.00	-23.48	peak

This report shall not be reproduced except in full, without the written approval of UL Verification Services (Guangzhou) Co., Ltd, Song Shan Lake Branch.

Test Mode:	802.11a 20	Frequency(MHz):	5320
Polarity:	Vertical	Test Voltage:	DC 12V

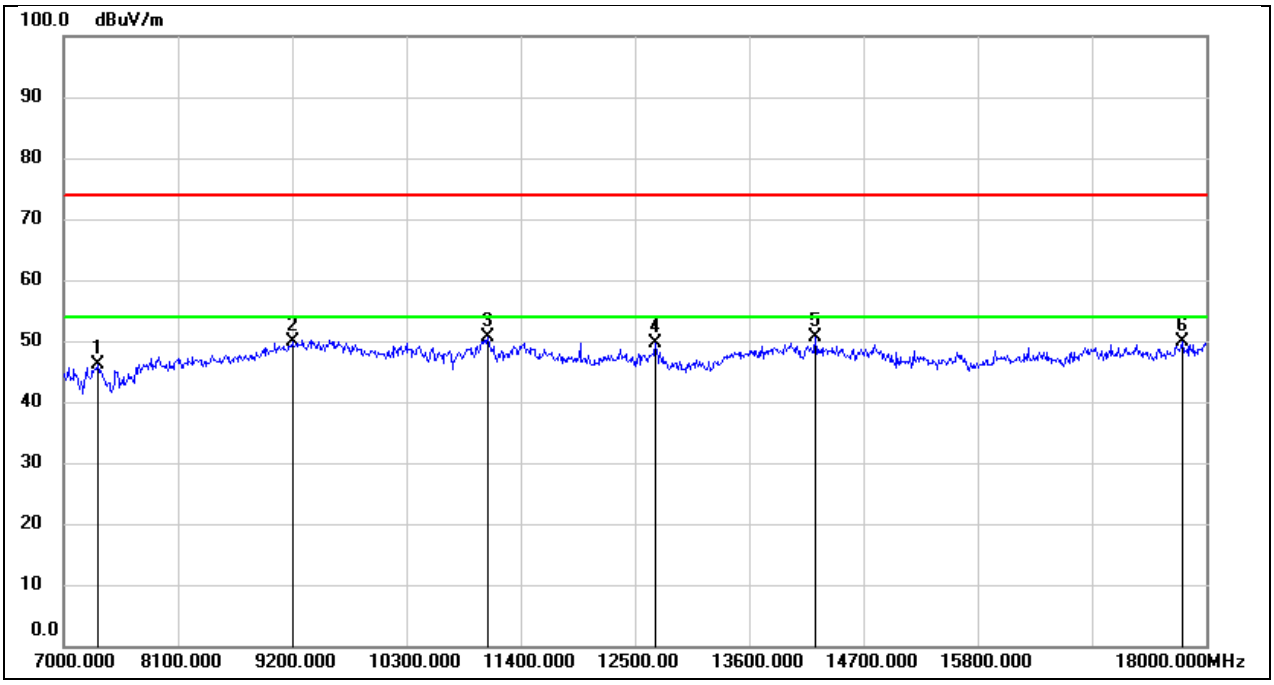

No.	Frequency (MHz)	Reading (dBuV)	Correct (dB/m)	Result (dBuV/m)	Limit (dBuV/m)	Margin (dB)	Remark
1	7330.000	37.87	8.30	46.17	74.00	-27.83	peak
2	9200.000	38.02	11.80	49.82	74.00	-24.18	peak
3	11081.000	36.06	14.59	50.65	74.00	-23.35	peak
4	12698.000	31.19	18.54	49.73	74.00	-24.27	peak
5	14238.000	29.03	21.58	50.61	74.00	-23.39	peak
6	17769.000	23.94	26.00	49.94	74.00	-24.06	peak

This report shall not be reproduced except in full, without the written approval of UL Verification Services (Guangzhou) Co., Ltd, Song Shan Lake Branch.

Test Mode:	802.11a 20	Frequency(MHz):	5500
Polarity:	Horizontal	Test Voltage:	DC 12V

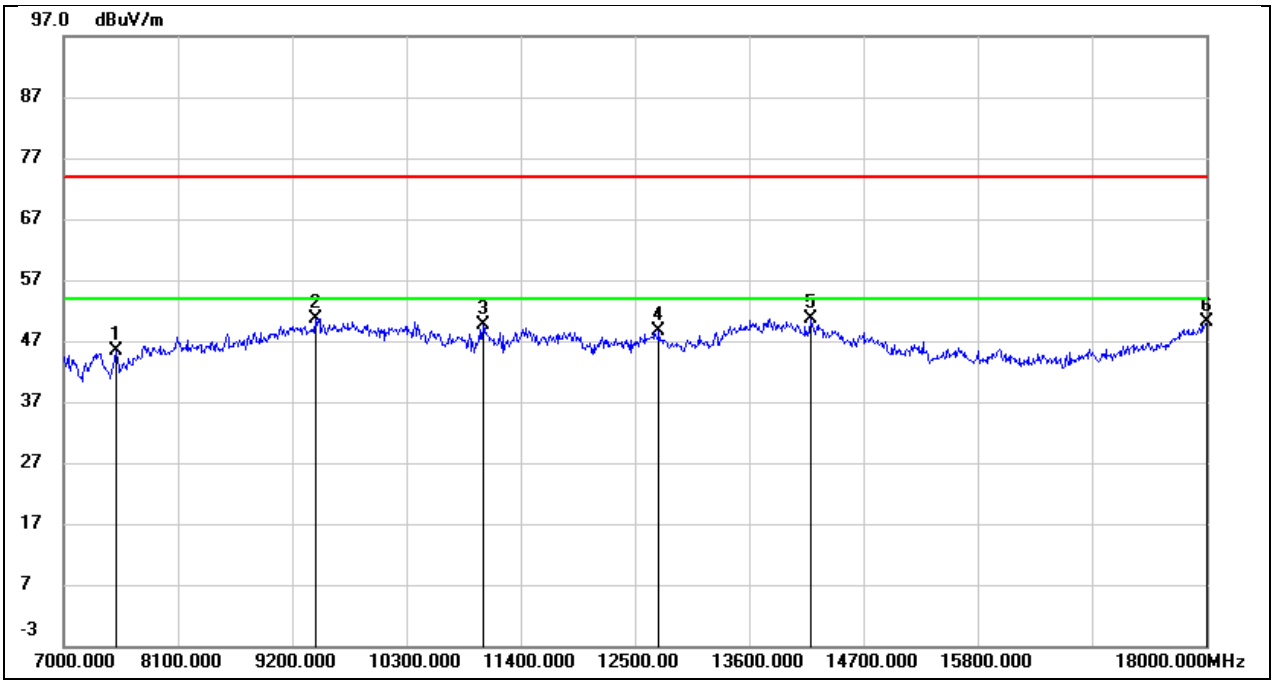

No.	Frequency (MHz)	Reading (dBuV)	Correct (dB/m)	Result (dBuV/m)	Limit (dBuV/m)	Margin (dB)	Remark
1	7506.000	37.49	7.84	45.33	74.00	-28.67	peak
2	9420.000	38.34	12.34	50.68	74.00	-23.32	peak
3	11037.000	34.26	15.27	49.53	74.00	-24.47	peak
4	12731.000	28.86	19.70	48.56	74.00	-25.44	peak
5	14194.000	27.74	22.81	50.55	74.00	-23.45	peak
6	18000.000	20.61	29.61	50.22	74.00	-23.78	peak

This report shall not be reproduced except in full, without the written approval of UL Verification Services (Guangzhou) Co., Ltd, Song Shan Lake Branch.

Test Mode:	802.11a 20	Frequency(MHz):	5500
Polarity:	Vertical	Test Voltage:	DC 12V

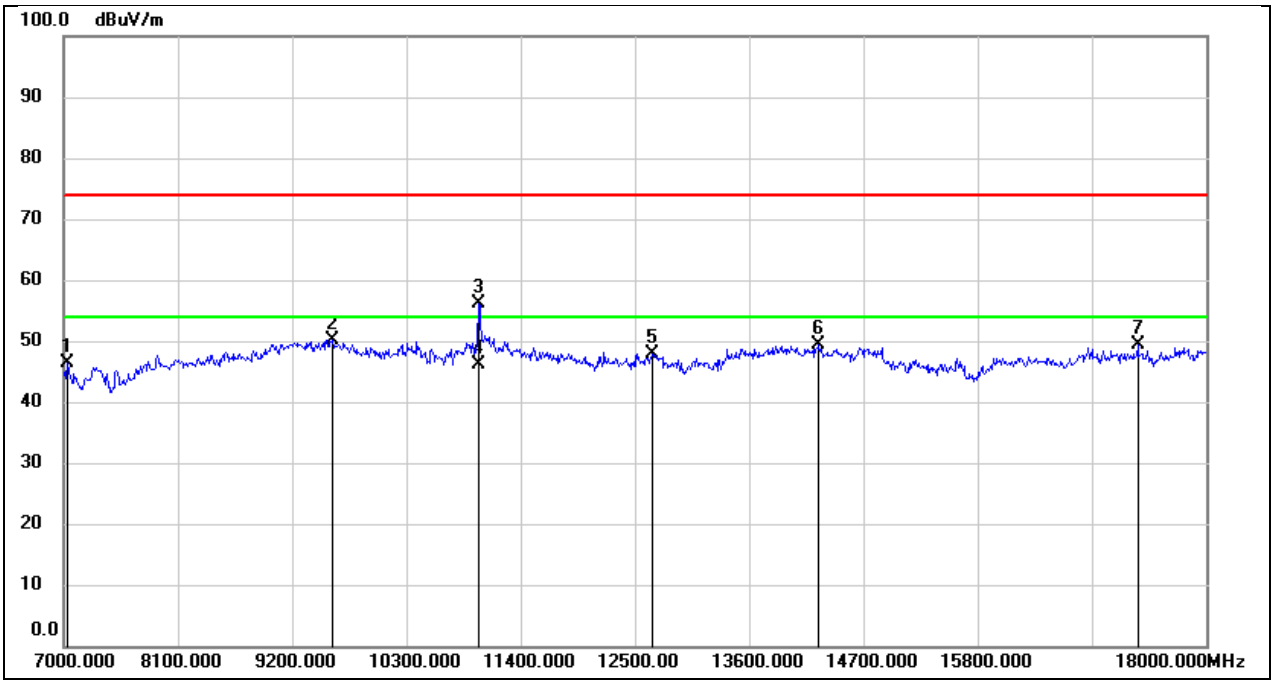

No.	Frequency (MHz)	Reading (dBuV)	Correct (dB/m)	Result (dBuV/m)	Limit (dBuV/m)	Margin (dB)	Remark
1	7033.000	38.23	8.06	46.29	74.00	-27.71	peak
2	9585.000	36.85	13.26	50.11	74.00	-23.89	peak
3	10993.000	41.93	14.25	56.18	74.00	-17.82	peak
4	10993.000	31.80	14.25	46.05	54.00	-7.95	AVG
5	12665.000	29.39	18.42	47.81	74.00	-26.19	peak
6	14271.000	27.81	21.47	49.28	74.00	-24.72	peak
7	17340.000	24.44	25.01	49.45	74.00	-24.55	peak

This report shall not be reproduced except in full, without the written approval of UL Verification Services (Guangzhou) Co., Ltd, Song Shan Lake Branch.

Test Mode:	802.11a 20	Frequency(MHz):	5580
Polarity:	Horizontal	Test Voltage:	DC 12V

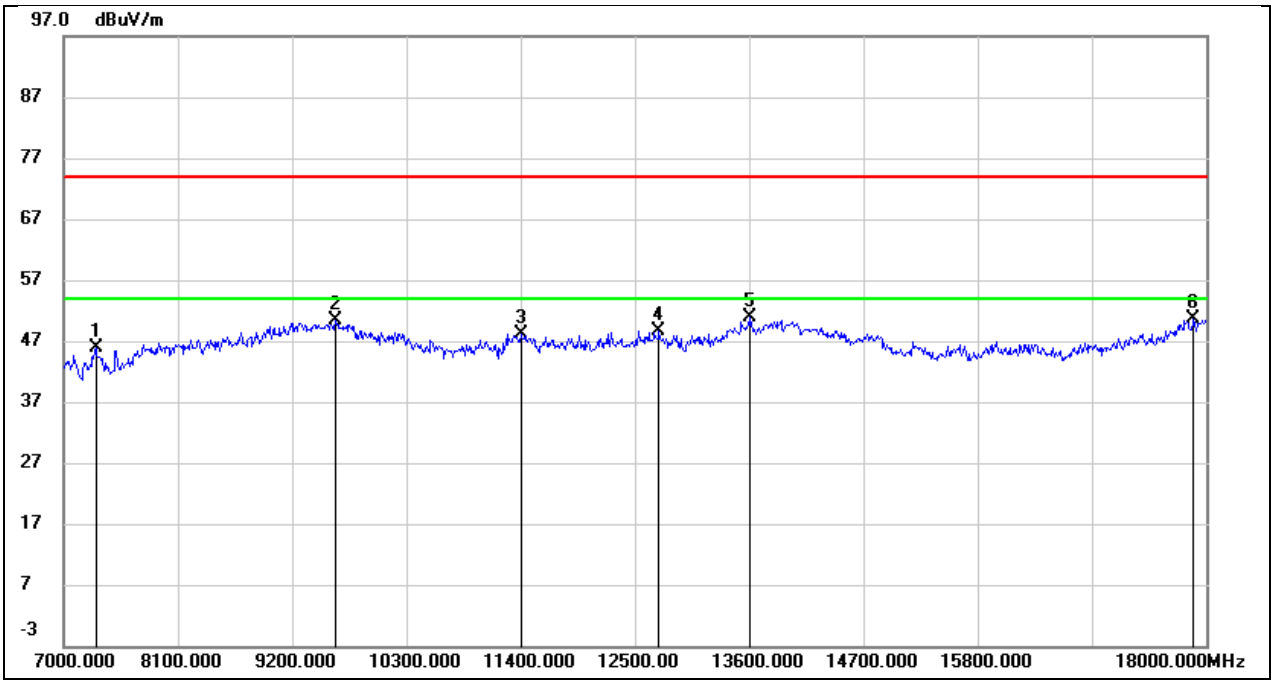

No.	Frequency (MHz)	Reading (dBuV)	Correct (dB/m)	Result (dBuV/m)	Limit (dBuV/m)	Margin (dB)	Remark
1	7308.000	38.35	7.64	45.99	74.00	-28.01	peak
2	9618.000	36.86	13.49	50.35	74.00	-23.65	peak
3	11400.000	30.84	17.36	48.20	74.00	-25.80	peak
4	12731.000	28.85	19.70	48.55	74.00	-25.45	peak
5	13600.000	28.72	22.22	50.94	74.00	-23.06	peak
6	17879.000	22.26	28.32	50.58	74.00	-23.42	peak

This report shall not be reproduced except in full, without the written approval of UL Verification Services (Guangzhou) Co., Ltd, Song Shan Lake Branch.

Test Mode:	802.11a 20	Frequency(MHz):	5580
Polarity:	Vertical	Test Voltage:	DC 12V

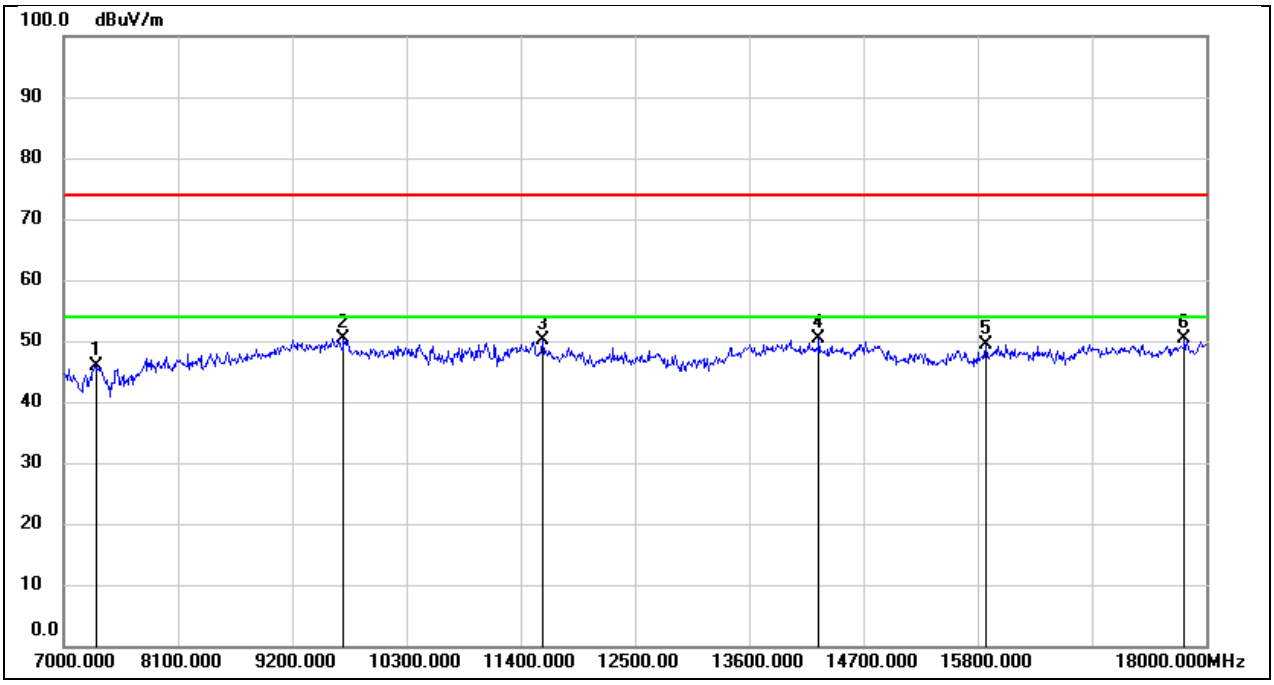

No.	Frequency (MHz)	Reading (dBuV)	Correct (dB/m)	Result (dBuV/m)	Limit (dBuV/m)	Margin (dB)	Remark
1	7319.000	37.54	8.30	45.84	74.00	-28.16	peak
2	9695.000	37.16	13.34	50.50	74.00	-23.50	peak
3	11609.000	33.48	16.68	50.16	74.00	-23.84	peak
4	14271.000	28.91	21.47	50.38	74.00	-23.62	peak
5	15877.000	27.33	22.12	49.45	74.00	-24.55	peak
6	17791.000	24.21	26.11	50.32	74.00	-23.68	peak

This report shall not be reproduced except in full, without the written approval of UL Verification Services (Guangzhou) Co., Ltd, Song Shan Lake Branch.

Test Mode:	802.11a 20	Frequency(MHz):	5700
Polarity:	Horizontal	Test Voltage:	DC 12V

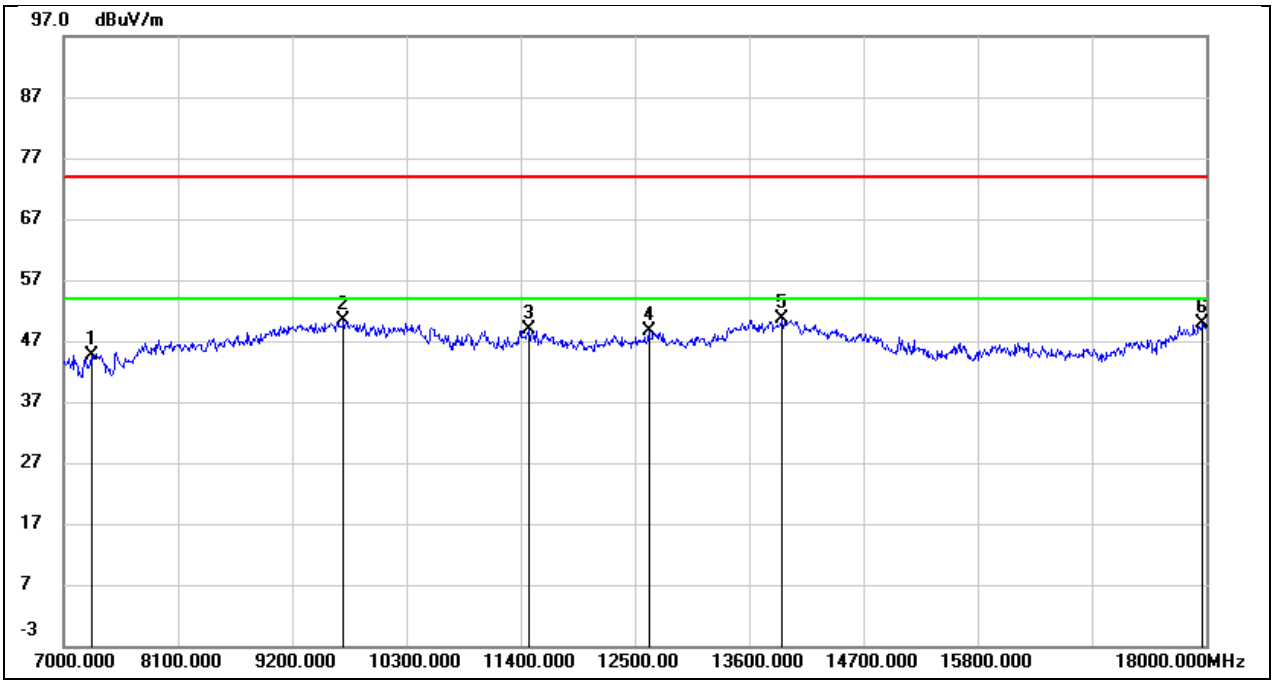

No.	Frequency (MHz)	Reading (dBuV)	Correct (dB/m)	Result (dBuV/m)	Limit (dBuV/m)	Margin (dB)	Remark
1	7264.000	36.92	7.60	44.52	74.00	-29.48	peak
2	9695.000	36.65	13.62	50.27	74.00	-23.73	peak
3	11477.000	31.13	17.73	48.86	74.00	-25.14	peak
4	12632.000	29.29	19.29	48.58	74.00	-25.42	peak
5	13919.000	27.36	23.28	50.64	74.00	-23.36	peak
6	17967.000	20.53	29.26	49.79	74.00	-24.21	peak

This report shall not be reproduced except in full, without the written approval of UL Verification Services (Guangzhou) Co., Ltd, Song Shan Lake Branch.

Test Mode:	802.11a 20	Frequency(MHz):	5700
Polarity:	Vertical	Test Voltage:	DC 12V

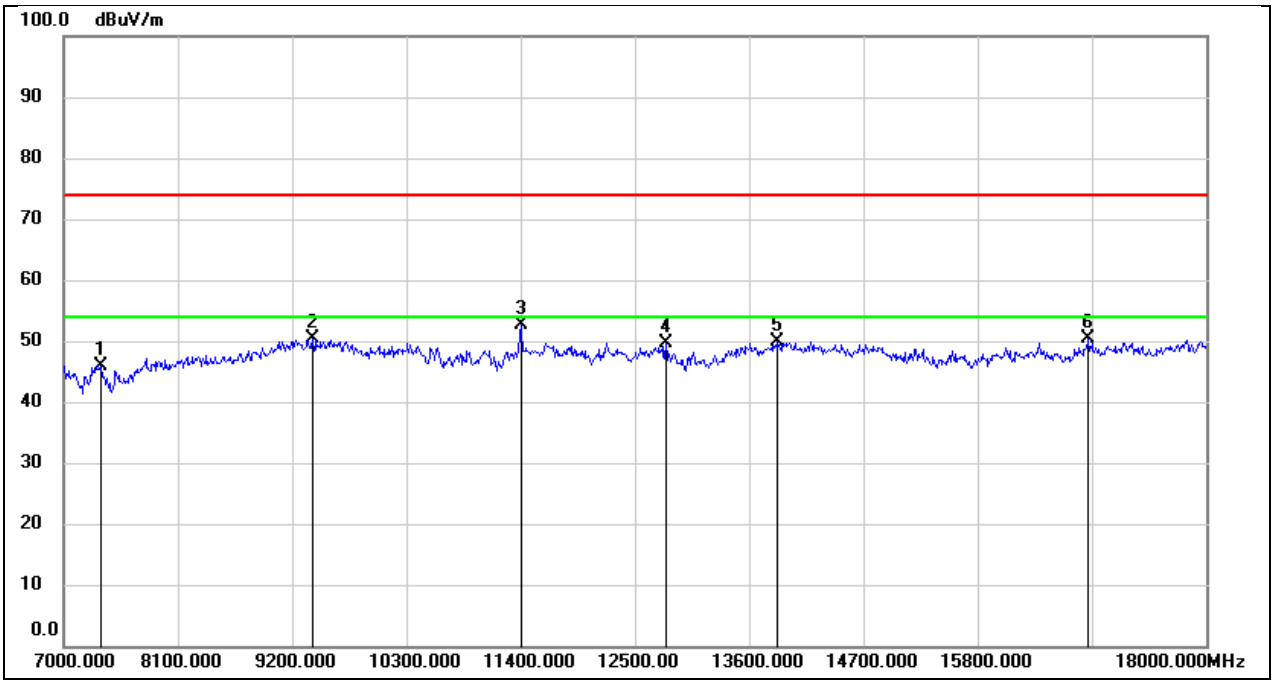

No.	Frequency (MHz)	Reading (dBuV)	Correct (dB/m)	Result (dBuV/m)	Limit (dBuV/m)	Margin (dB)	Remark
1	7363.000	37.61	8.31	45.92	74.00	-28.08	peak
2	9398.000	38.07	12.29	50.36	74.00	-23.64	peak
3	11400.000	36.67	16.00	52.67	74.00	-21.33	peak
4	12797.000	30.85	18.89	49.74	74.00	-24.26	peak
5	13864.000	28.42	21.43	49.85	74.00	-24.15	peak
6	16867.000	26.13	24.17	50.30	74.00	-23.70	peak

This report shall not be reproduced except in full, without the written approval of UL Verification Services (Guangzhou) Co., Ltd, Song Shan Lake Branch.

Test Mode:	802.11a 20	Frequency(MHz):	5720
Polarity:	Horizontal	Test Voltage:	DC 12V

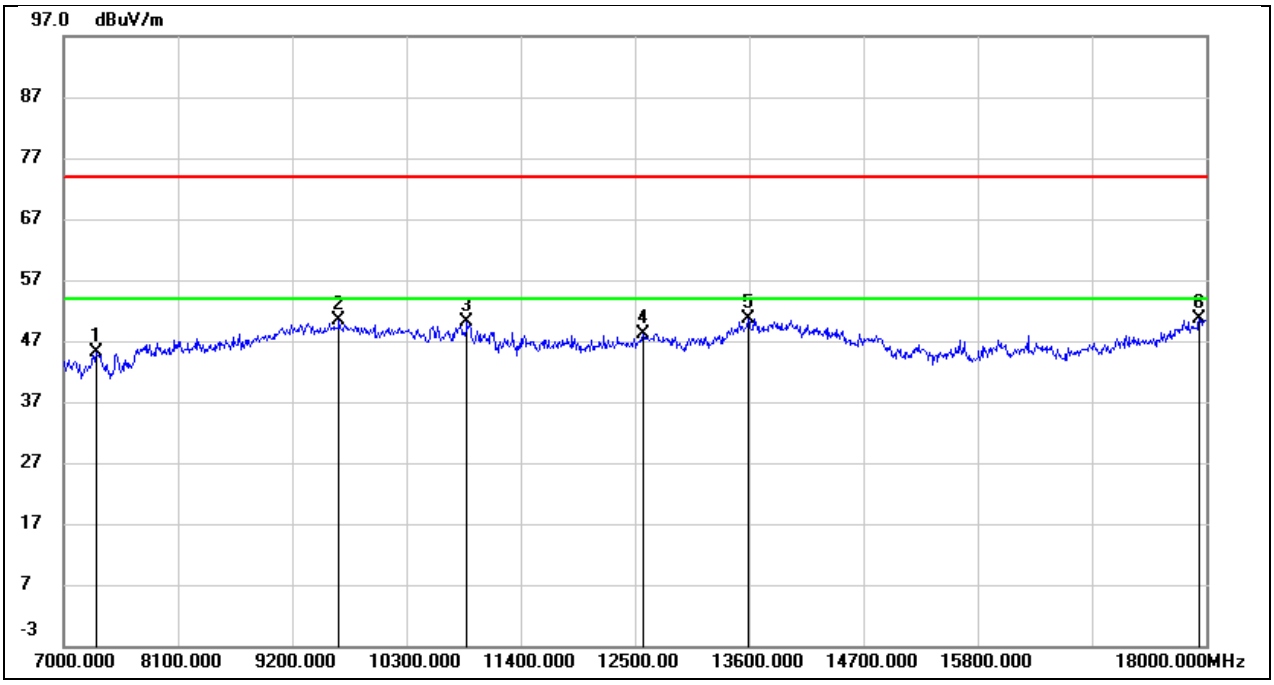

No.	Frequency (MHz)	Reading (dBuV)	Correct (dB/m)	Result (dBuV/m)	Limit (dBuV/m)	Margin (dB)	Remark
1	7308.000	37.45	7.64	45.09	74.00	-28.91	peak
2	9651.000	36.73	13.55	50.28	74.00	-23.72	peak
3	10883.000	35.42	14.68	50.10	74.00	-23.90	peak
4	12577.000	29.03	19.13	48.16	74.00	-25.84	peak
5	13589.000	28.38	22.20	50.58	74.00	-23.42	peak
6	17934.000	21.65	28.91	50.56	74.00	-23.44	peak

This report shall not be reproduced except in full, without the written approval of UL Verification Services (Guangzhou) Co., Ltd, Song Shan Lake Branch.

Test Mode:	802.11a 20	Frequency(MHz):	5720
Polarity:	Vertical	Test Voltage:	DC 12V

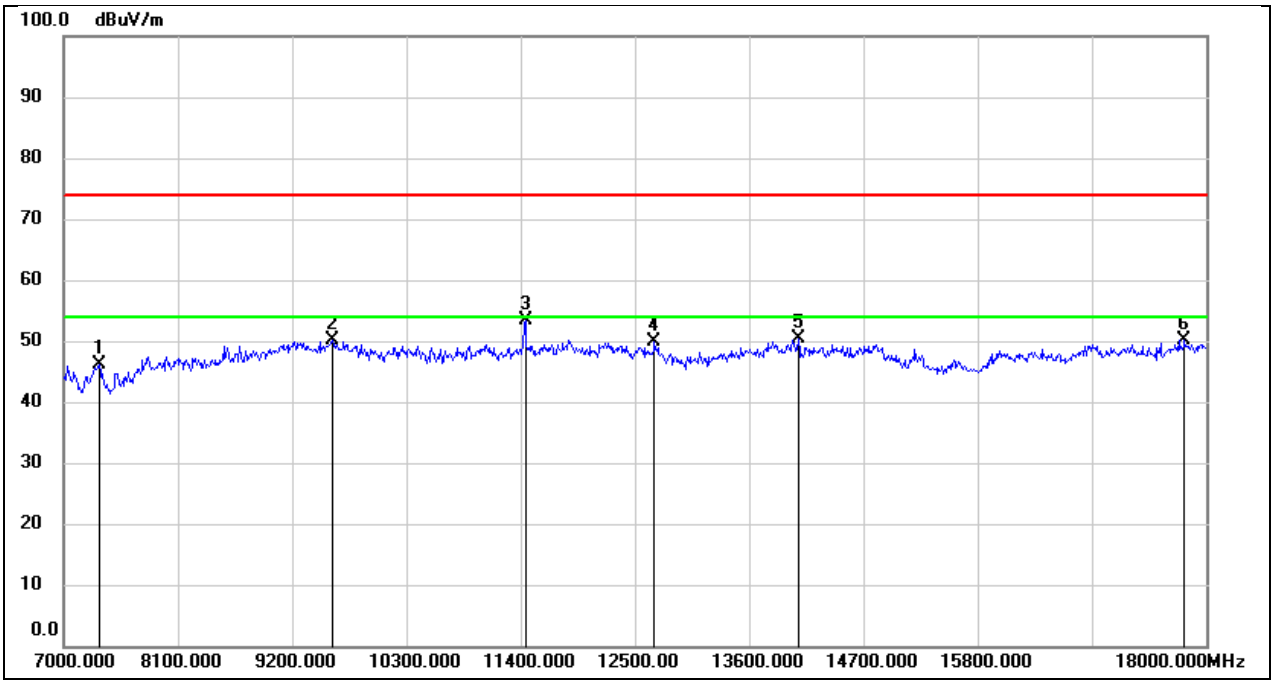

No.	Frequency (MHz)	Reading (dBuV)	Correct (dB/m)	Result (dBuV/m)	Limit (dBuV/m)	Margin (dB)	Remark
1	7341.000	37.71	8.30	46.01	74.00	-27.99	peak
2	9585.000	36.76	13.26	50.02	74.00	-23.98	peak
3	11444.000	37.21	16.15	53.36	74.00	-20.64	peak
4	12687.000	31.30	18.51	49.81	74.00	-24.19	peak
5	14073.000	28.38	21.90	50.28	74.00	-23.72	peak
6	17791.000	23.97	26.11	50.08	74.00	-23.92	peak

This report shall not be reproduced except in full, without the written approval of UL Verification Services (Guangzhou) Co., Ltd, Song Shan Lake Branch.

Test Mode:	802.11a 20	Frequency(MHz):	5745
Polarity:	Horizontal	Test Voltage:	DC 12V

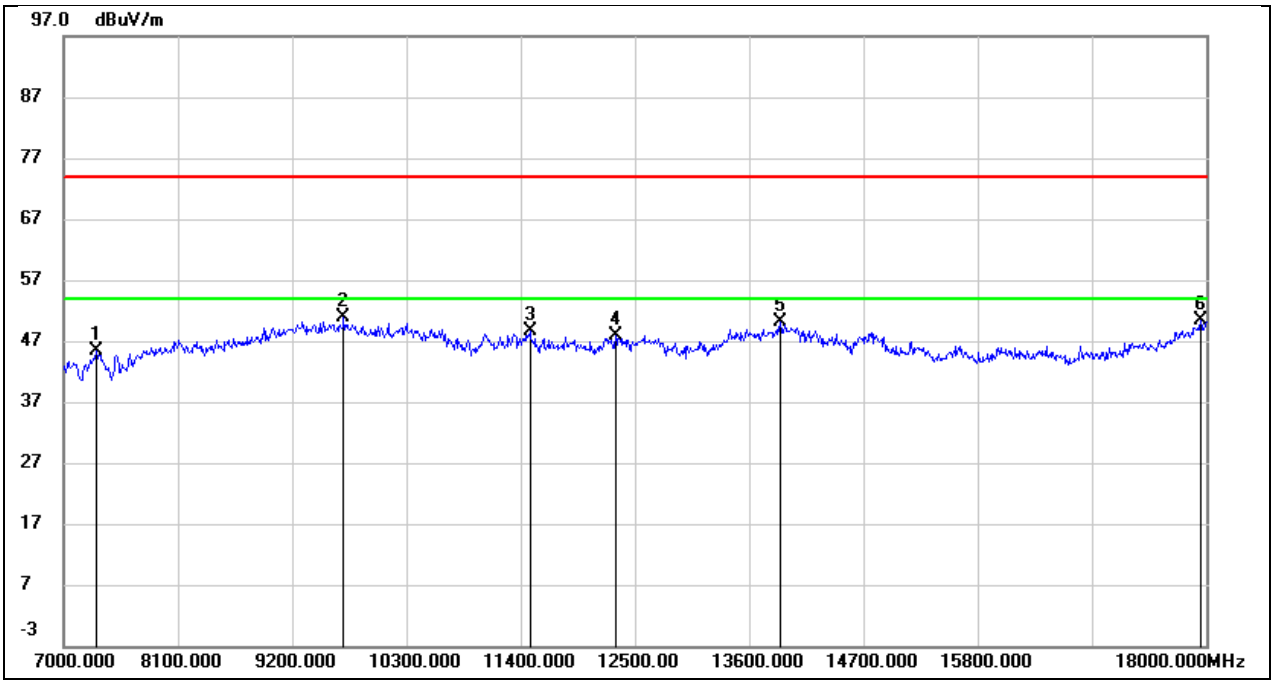

No.	Frequency (MHz)	Reading (dBuV)	Correct (dB/m)	Result (dBuV/m)	Limit (dBuV/m)	Margin (dB)	Remark
1	7319.000	37.76	7.66	45.42	74.00	-28.58	peak
2	9695.000	37.29	13.62	50.91	74.00	-23.09	peak
3	11488.000	30.93	17.77	48.70	74.00	-25.30	peak
4	12313.000	29.07	18.86	47.93	74.00	-26.07	peak
5	13897.000	26.89	23.19	50.08	74.00	-23.92	peak
6	17945.000	21.35	29.03	50.38	74.00	-23.62	peak

This report shall not be reproduced except in full, without the written approval of UL Verification Services (Guangzhou) Co., Ltd, Song Shan Lake Branch.

Test Mode:	802.11a 20	Frequency(MHz):	5745
Polarity:	Vertical	Test Voltage:	DC 12V

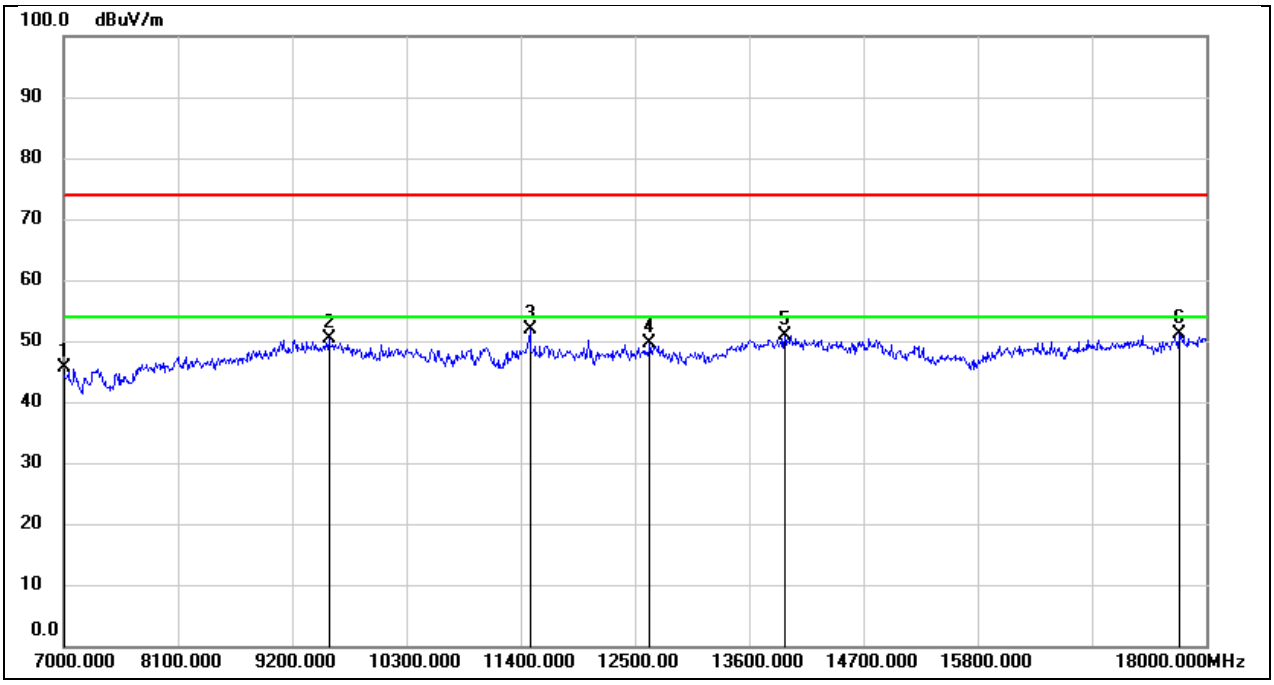

No.	Frequency (MHz)	Reading (dBuV)	Correct (dB/m)	Result (dBuV/m)	Limit (dBuV/m)	Margin (dB)	Remark
1	7000.000	37.55	8.02	45.57	74.00	-28.43	peak
2	9552.000	37.40	13.10	50.50	74.00	-23.50	peak
3	11488.000	35.66	16.29	51.95	74.00	-22.05	peak
4	12643.000	31.29	18.35	49.64	74.00	-24.36	peak
5	13941.000	29.23	21.76	50.99	74.00	-23.01	peak
6	17736.000	25.22	25.83	51.05	74.00	-22.95	peak

This report shall not be reproduced except in full, without the written approval of UL Verification Services (Guangzhou) Co., Ltd, Song Shan Lake Branch.

Test Mode:	802.11a 20	Frequency(MHz):	5785
Polarity:	Horizontal	Test Voltage:	DC 12V

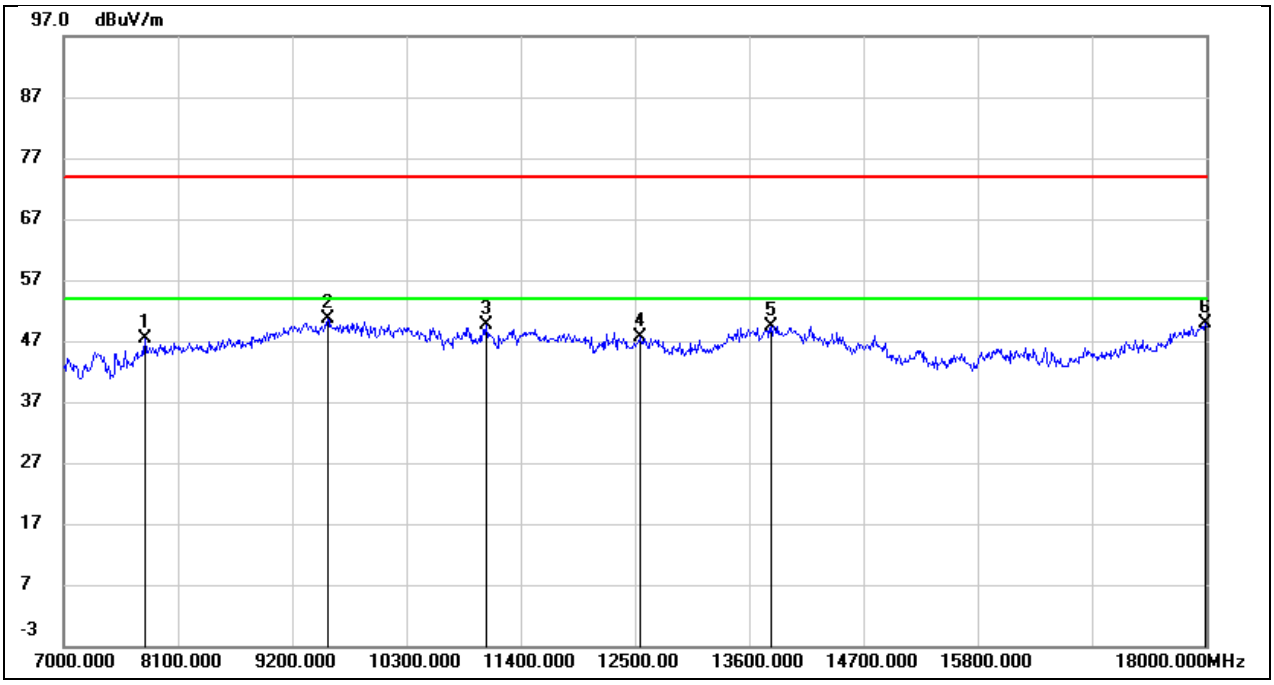

No.	Frequency (MHz)	Reading (dBuV)	Correct (dB/m)	Result (dBuV/m)	Limit (dBuV/m)	Margin (dB)	Remark
1	7781.000	39.35	7.99	47.34	74.00	-26.66	peak
2	9541.000	37.52	13.10	50.62	74.00	-23.38	peak
3	11070.000	34.18	15.44	49.62	74.00	-24.38	peak
4	12555.000	28.47	19.09	47.56	74.00	-26.44	peak
5	13809.000	26.59	22.83	49.42	74.00	-24.58	peak
6	17989.000	20.33	29.49	49.82	74.00	-24.18	peak

This report shall not be reproduced except in full, without the written approval of UL Verification Services (Guangzhou) Co., Ltd, Song Shan Lake Branch.

Test Mode:	802.11a 20	Frequency(MHz):	5785
Polarity:	Vertical	Test Voltage:	DC 12V

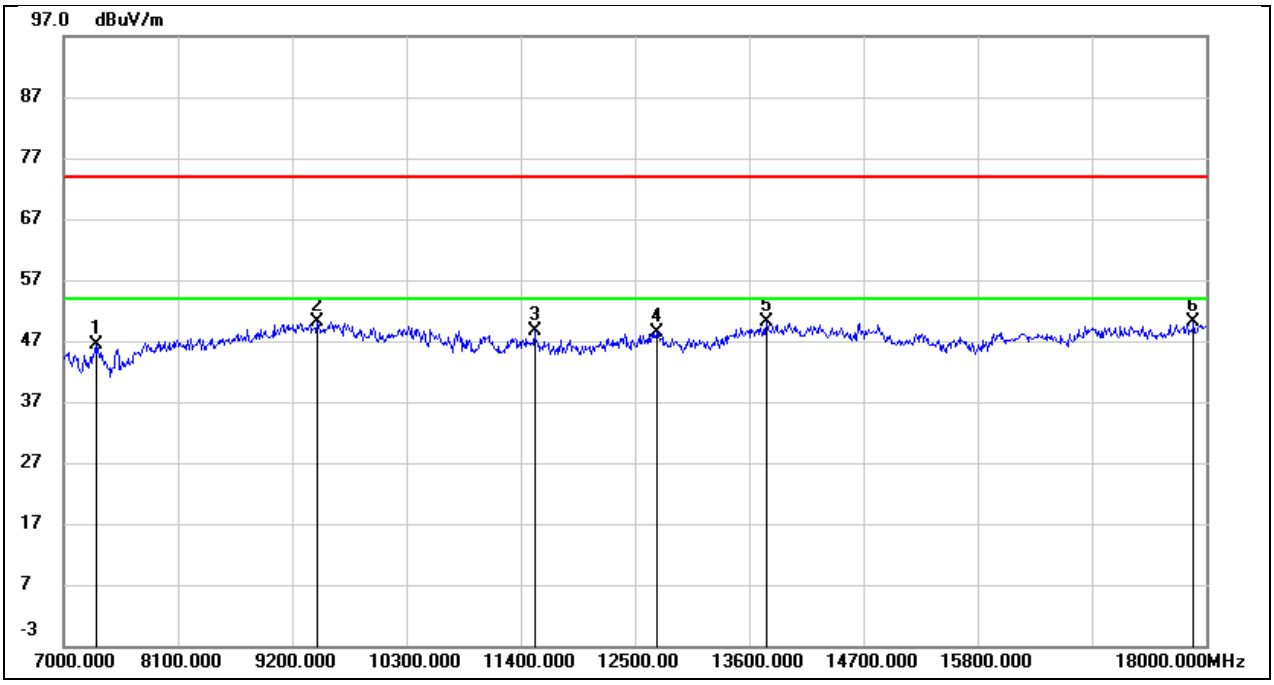

No.	Frequency (MHz)	Reading (dBuV)	Correct (dB/m)	Result (dBuV/m)	Limit (dBuV/m)	Margin (dB)	Remark
1	7308.000	38.01	8.29	46.30	74.00	-27.70	peak
2	9442.000	37.59	12.52	50.11	74.00	-23.89	peak
3	11532.000	32.08	16.44	48.52	74.00	-25.48	peak
4	12709.000	29.72	18.58	48.30	74.00	-25.70	peak
5	13765.000	28.97	21.05	50.02	74.00	-23.98	peak
6	17879.000	23.38	26.65	50.03	74.00	-23.97	peak

This report shall not be reproduced except in full, without the written approval of UL Verification Services (Guangzhou) Co., Ltd, Song Shan Lake Branch.

Test Mode:	802.11a 20	Frequency(MHz):	5825
Polarity:	Horizontal	Test Voltage:	DC 12V

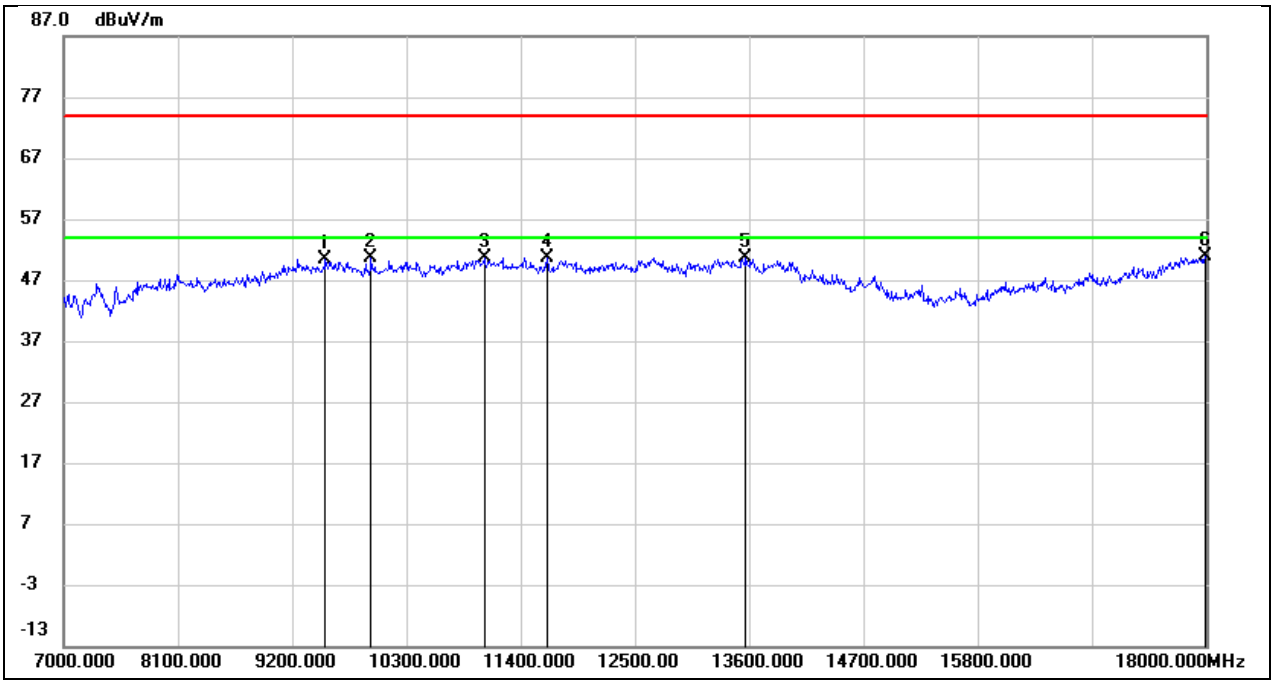

No.	Frequency (MHz)	Reading (dBuV)	Correct (dB/m)	Result (dBuV/m)	Limit (dBuV/m)	Margin (dB)	Remark
1	9519.000	37.51	12.97	50.48	74.00	-23.52	peak
2	9959.000	37.18	13.44	50.62	74.00	-23.38	peak
3	11048.000	35.42	15.33	50.75	74.00	-23.25	peak
4	11653.000	32.53	18.06	50.59	74.00	-23.41	peak
5	13567.000	28.35	22.16	50.51	74.00	-23.49	peak
6	17989.000	21.27	29.49	50.76	74.00	-23.24	peak

This report shall not be reproduced except in full, without the written approval of UL Verification Services (Guangzhou) Co., Ltd, Song Shan Lake Branch.

Test Mode:	802.11a 20	Frequency(MHz):	5825
Polarity:	Vertical	Test Voltage:	DC 12V

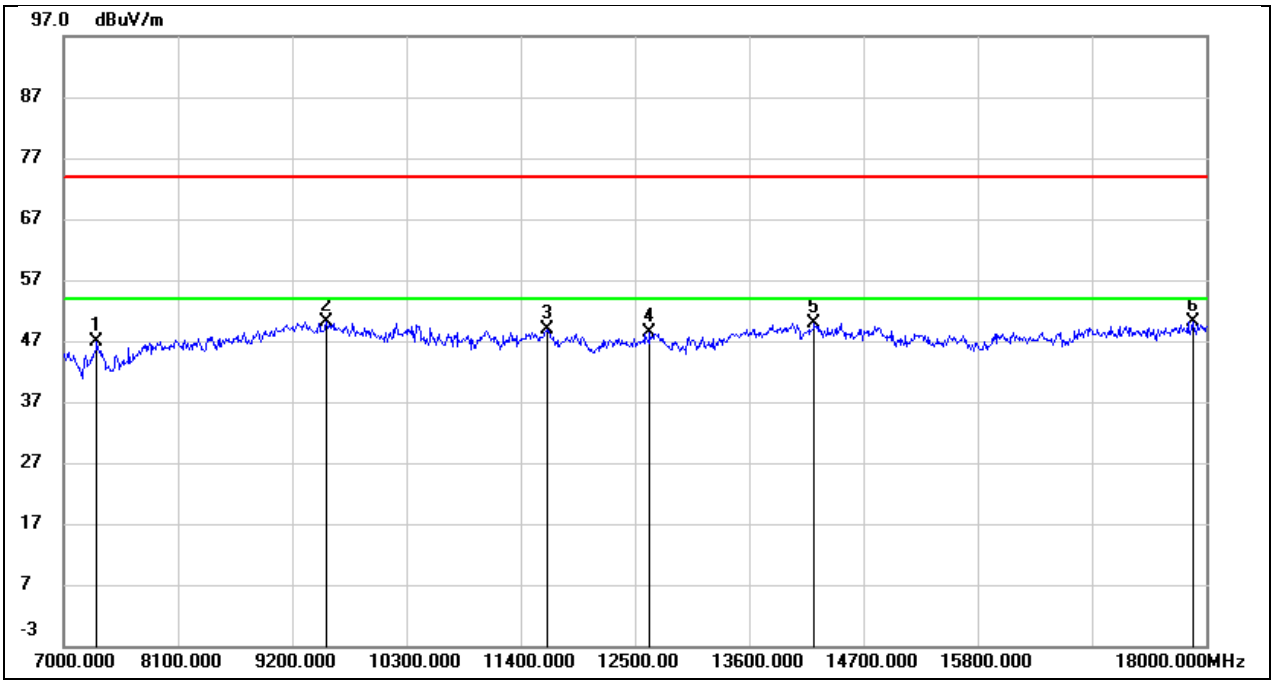

No.	Frequency (MHz)	Reading (dBuV)	Correct (dB/m)	Result (dBuV/m)	Limit (dBuV/m)	Margin (dB)	Remark
1	7319.000	38.52	8.30	46.82	74.00	-27.18	peak
2	9530.000	37.18	13.00	50.18	74.00	-23.82	peak
3	11653.000	32.16	16.68	48.84	74.00	-25.16	peak
4	12643.000	29.96	18.35	48.31	74.00	-25.69	peak
5	14227.000	28.23	21.61	49.84	74.00	-24.16	peak
6	17868.000	23.54	26.59	50.13	74.00	-23.87	peak

This report shall not be reproduced except in full, without the written approval of UL Verification Services (Guangzhou) Co., Ltd, Song Shan Lake Branch.

Test Mode:	802.11n HT20	Frequency(MHz):	5180
Polarity:	Horizontal	Test Voltage:	DC 12V

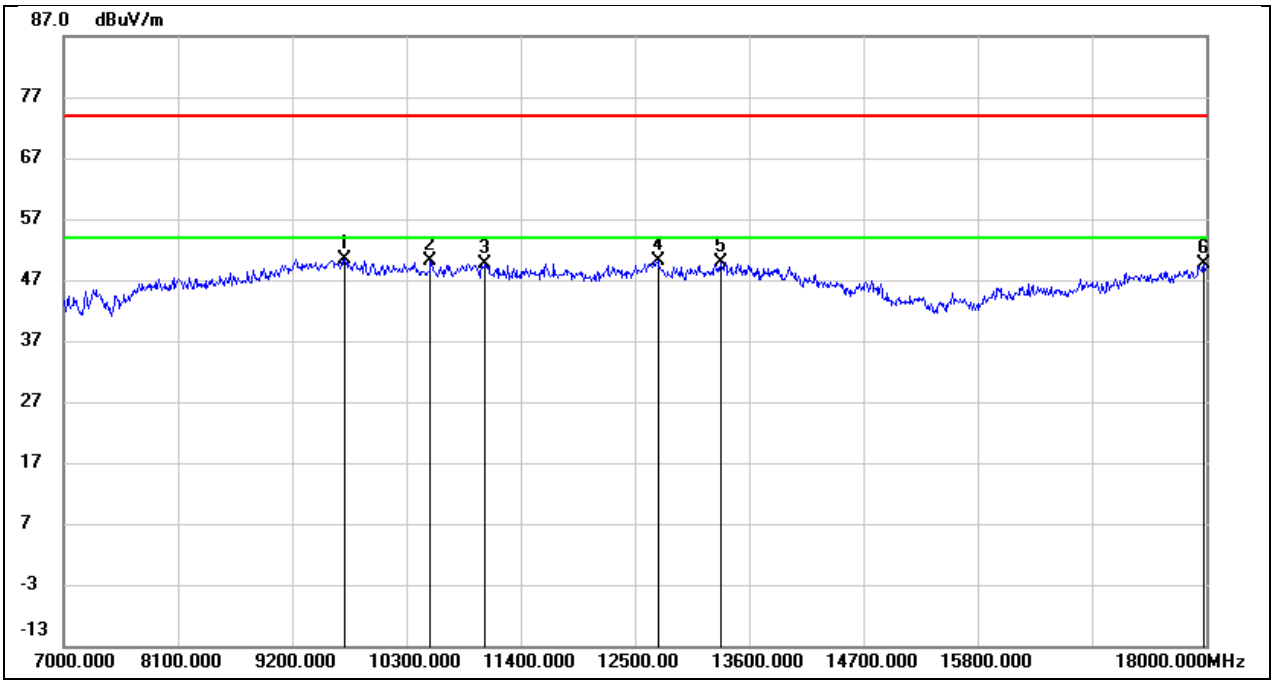

No.	Frequency (MHz)	Reading (dBuV)	Correct (dB/m)	Result (dBuV/m)	Limit (dBuV/m)	Margin (dB)	Remark
1	9706.000	36.84	13.65	50.49	74.00	-23.51	peak
2	10531.000	36.61	13.63	50.24	74.00	-23.76	peak
3	11059.000	34.25	15.39	49.64	74.00	-24.36	peak
4	12720.000	30.49	19.65	50.14	74.00	-23.86	peak
5	13325.000	28.63	21.36	49.99	74.00	-24.01	peak
6	17978.000	20.27	29.38	49.65	74.00	-24.35	peak

This report shall not be reproduced except in full, without the written approval of UL Verification Services (Guangzhou) Co., Ltd, Song Shan Lake Branch.

Test Mode:	802.11n HT20	Frequency(MHz):	5180
Polarity:	Vertical	Test Voltage:	DC 12V

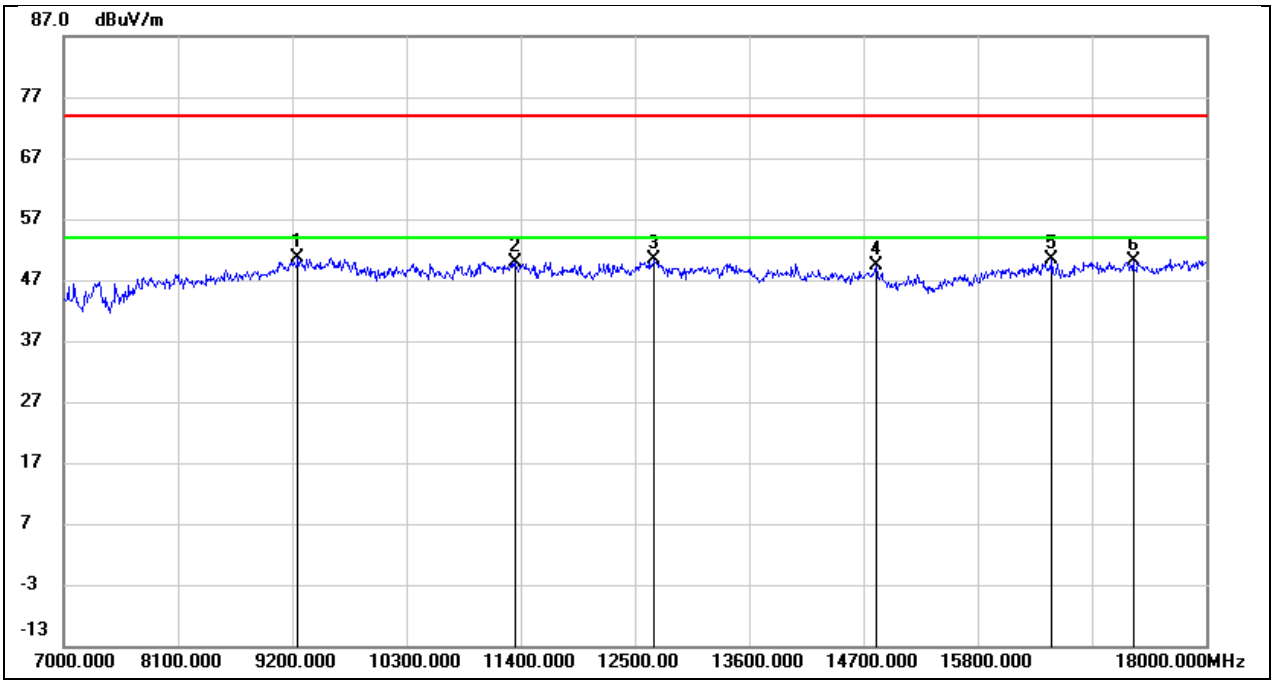

No.	Frequency (MHz)	Reading (dBuV)	Correct (dB/m)	Result (dBuV/m)	Limit (dBuV/m)	Margin (dB)	Remark
1	9255.000	38.72	11.93	50.65	74.00	-23.35	peak
2	11345.000	34.17	15.76	49.93	74.00	-24.07	peak
3	12687.000	31.88	18.51	50.39	74.00	-23.61	peak
4	14821.000	28.73	20.54	49.27	74.00	-24.73	peak
5	16515.000	26.90	23.57	50.47	74.00	-23.53	peak
6	17296.000	25.15	24.98	50.13	74.00	-23.87	peak

This report shall not be reproduced except in full, without the written approval of UL Verification Services (Guangzhou) Co., Ltd, Song Shan Lake Branch.

Test Mode:	802.11n HT20	Frequency(MHz):	5200
Polarity:	Horizontal	Test Voltage:	DC 12V

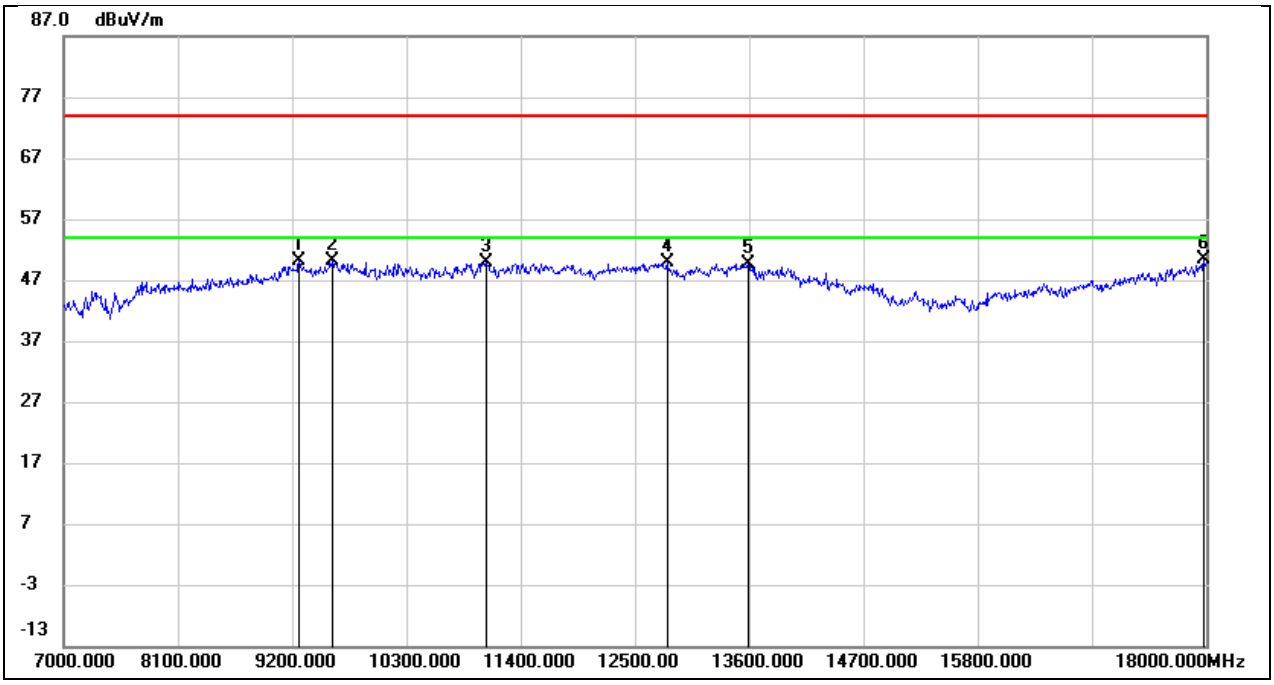

No.	Frequency (MHz)	Reading (dBuV)	Correct (dB/m)	Result (dBuV/m)	Limit (dBuV/m)	Margin (dB)	Remark
1	9266.000	38.43	11.78	50.21	74.00	-23.79	peak
2	9585.000	36.86	13.38	50.24	74.00	-23.76	peak
3	11070.000	34.38	15.44	49.82	74.00	-24.18	peak
4	12808.000	29.79	19.98	49.77	74.00	-24.23	peak
5	13589.000	27.51	22.20	49.71	74.00	-24.29	peak
6	17978.000	21.12	29.38	50.50	74.00	-23.50	peak

This report shall not be reproduced except in full, without the written approval of UL Verification Services (Guangzhou) Co., Ltd, Song Shan Lake Branch.

Test Mode:	802.11n HT20	Frequency(MHz):	5200
Polarity:	Vertical	Test Voltage:	DC 12V

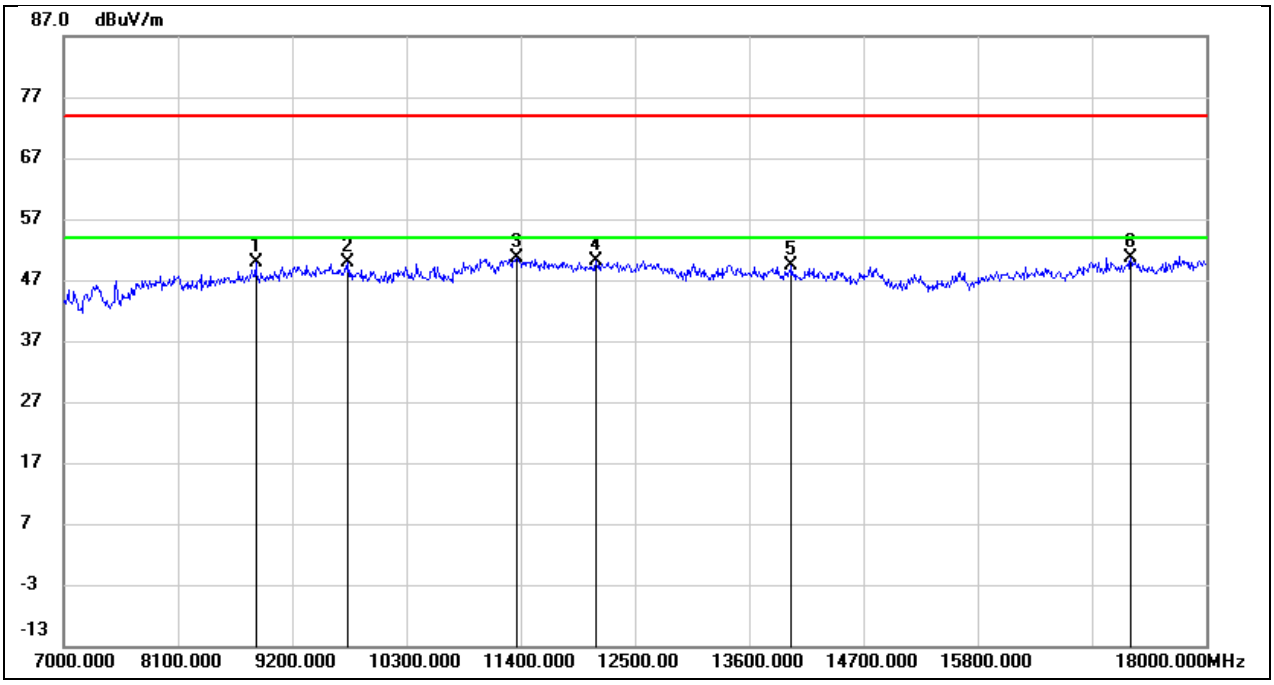

No.	Frequency (MHz)	Reading (dBuV)	Correct (dB/m)	Result (dBuV/m)	Limit (dBuV/m)	Margin (dB)	Remark
1	8848.000	39.52	10.36	49.88	74.00	-24.12	peak
2	9739.000	36.44	13.36	49.80	74.00	-24.20	peak
3	11367.000	34.81	15.85	50.66	74.00	-23.34	peak
4	12126.000	32.54	17.59	50.13	74.00	-23.87	peak
5	14007.000	27.40	22.01	49.41	74.00	-24.59	peak
6	17274.000	25.67	24.97	50.64	74.00	-23.36	peak

This report shall not be reproduced except in full, without the written approval of UL Verification Services (Guangzhou) Co., Ltd, Song Shan Lake Branch.

Test Mode:	802.11n HT20	Frequency(MHz):	5240
Polarity:	Horizontal	Test Voltage:	DC 12V

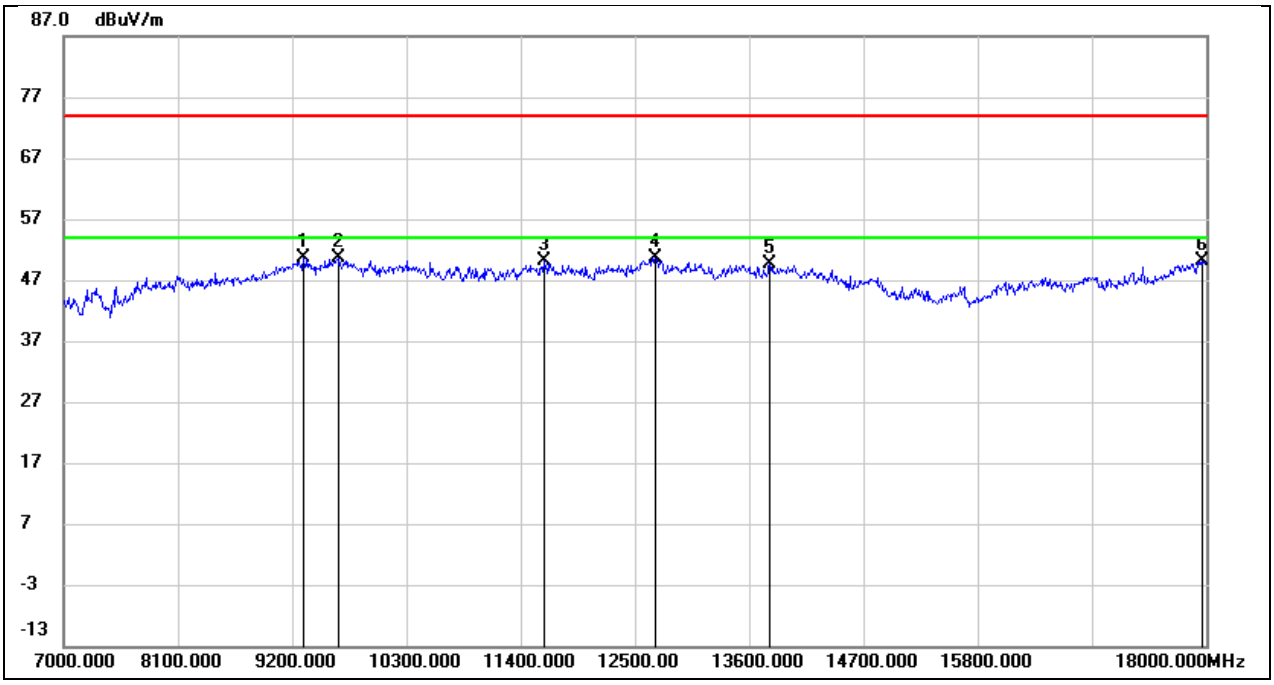

No.	Frequency (MHz)	Reading (dBuV)	Correct (dB/m)	Result (dBuV/m)	Limit (dBuV/m)	Margin (dB)	Remark
1	9310.000	38.65	11.92	50.57	74.00	-23.43	peak
2	9640.000	37.09	13.53	50.62	74.00	-23.38	peak
3	11620.000	32.17	18.08	50.25	74.00	-23.75	peak
4	12698.000	31.04	19.56	50.60	74.00	-23.40	peak
5	13798.000	26.74	22.79	49.53	74.00	-24.47	peak
6	17956.000	20.98	29.14	50.12	74.00	-23.88	peak

This report shall not be reproduced except in full, without the written approval of UL Verification Services (Guangzhou) Co., Ltd, Song Shan Lake Branch.

Test Mode:	802.11n HT20	Frequency(MHz):	5240
Polarity:	Vertical	Test Voltage:	DC 12V

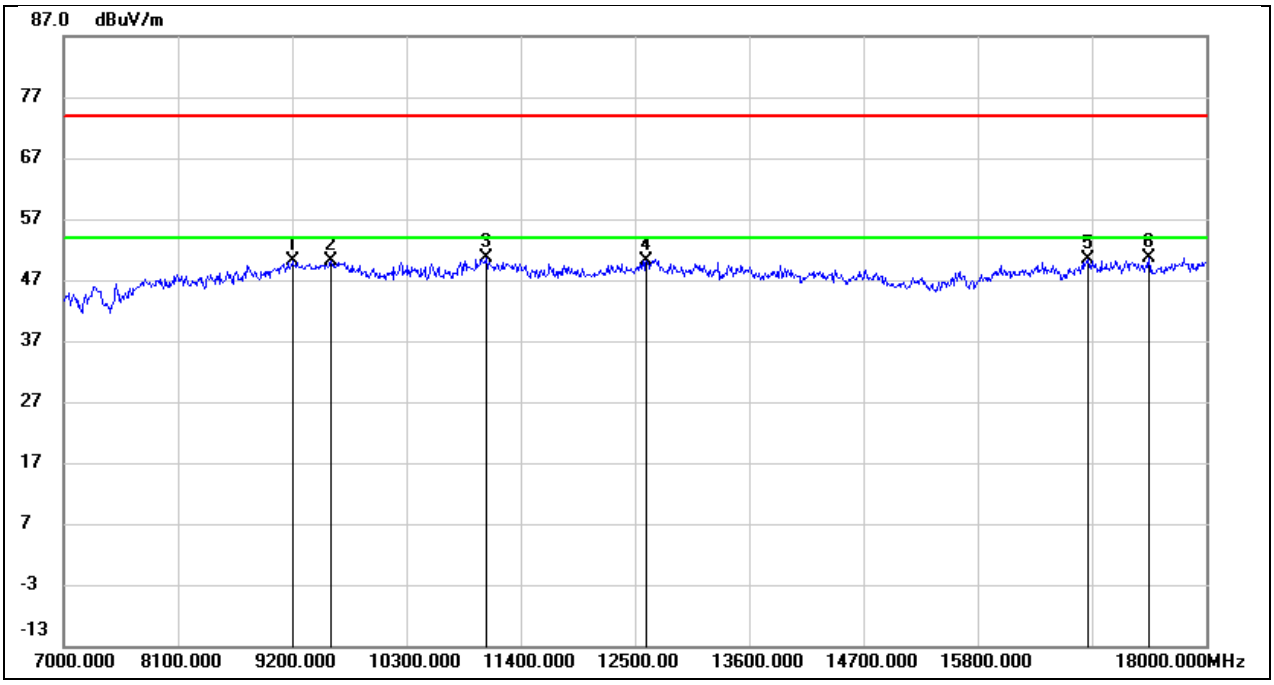

No.	Frequency (MHz)	Reading (dBuV)	Correct (dB/m)	Result (dBuV/m)	Limit (dBuV/m)	Margin (dB)	Remark
1	9200.000	38.33	11.80	50.13	74.00	-23.87	peak
2	9574.000	36.84	13.21	50.05	74.00	-23.95	peak
3	11070.000	36.00	14.55	50.55	74.00	-23.45	peak
4	12610.000	31.99	18.24	50.23	74.00	-23.77	peak
5	16856.000	26.35	24.14	50.49	74.00	-23.51	peak
6	17450.000	25.64	25.02	50.66	74.00	-23.34	peak

This report shall not be reproduced except in full, without the written approval of UL Verification Services (Guangzhou) Co., Ltd, Song Shan Lake Branch.

Test Mode:	802.11n HT20	Frequency(MHz):	5260
Polarity:	Horizontal	Test Voltage:	DC 12V

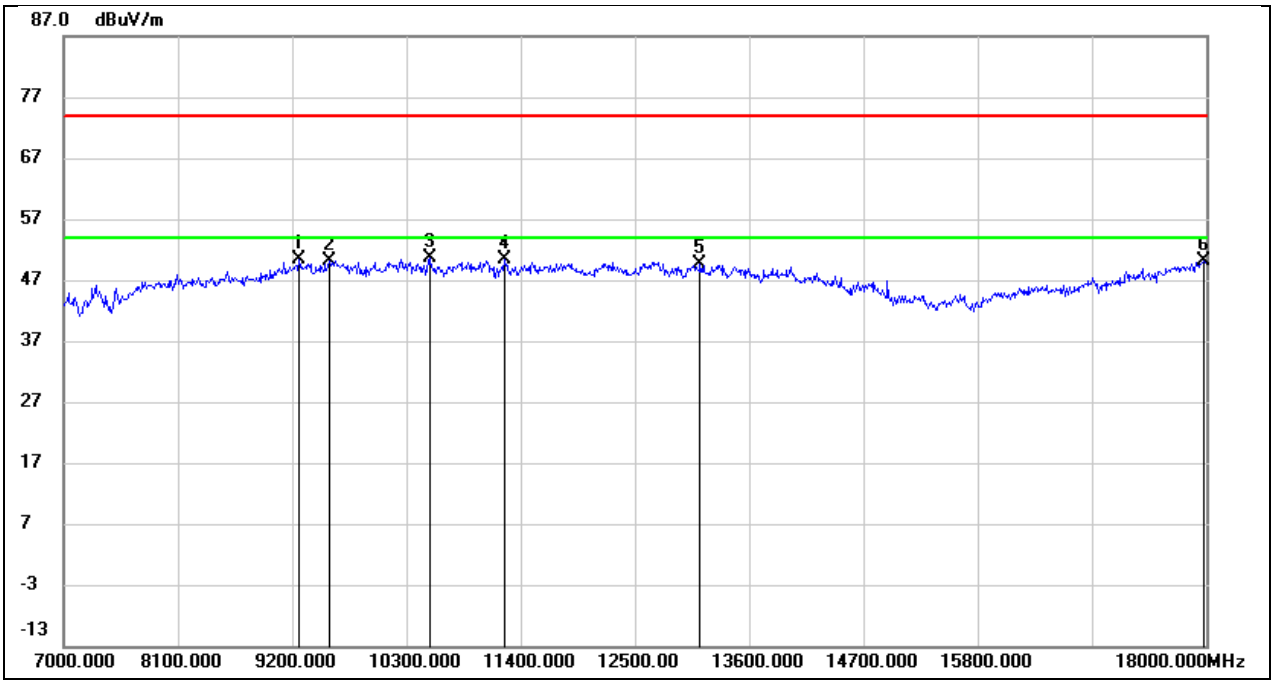

No.	Frequency (MHz)	Reading (dBuV)	Correct (dB/m)	Result (dBuV/m)	Limit (dBuV/m)	Margin (dB)	Remark
1	9266.000	38.51	11.78	50.29	74.00	-23.71	peak
2	9563.000	36.95	13.23	50.18	74.00	-23.82	peak
3	10520.000	36.92	13.59	50.51	74.00	-23.49	peak
4	11246.000	33.95	16.44	50.39	74.00	-23.61	peak
5	13127.000	29.03	20.60	49.63	74.00	-24.37	peak
6	17978.000	20.73	29.38	50.11	74.00	-23.89	peak

This report shall not be reproduced except in full, without the written approval of UL Verification Services (Guangzhou) Co., Ltd, Song Shan Lake Branch.

Test Mode:	802.11n HT20	Frequency(MHz):	5260
Polarity:	Vertical	Test Voltage:	DC 12V

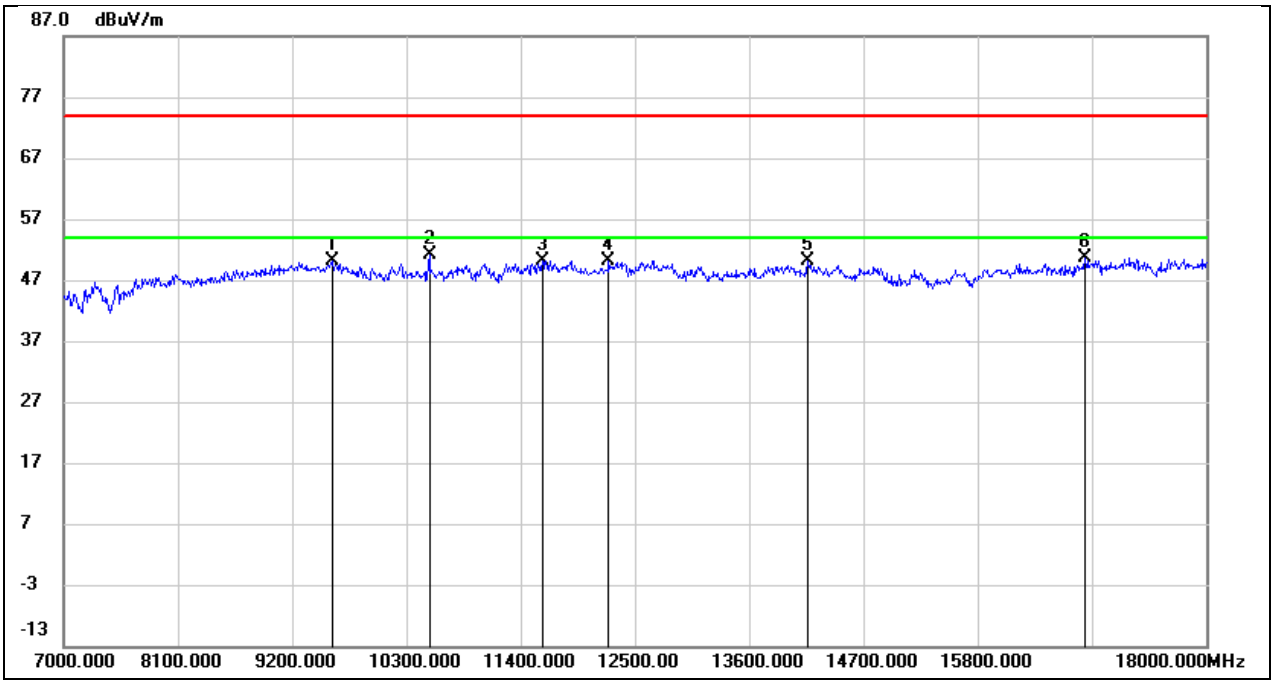

No.	Frequency (MHz)	Reading (dBuV)	Correct (dB/m)	Result (dBuV/m)	Limit (dBuV/m)	Margin (dB)	Remark
1	9585.000	36.87	13.26	50.13	74.00	-23.87	peak
2	10520.000	37.68	13.36	51.04	74.00	-22.96	peak
3	11609.000	33.48	16.68	50.16	74.00	-23.84	peak
4	12247.000	32.41	17.77	50.18	74.00	-23.82	peak
5	14161.000	28.32	21.76	50.08	74.00	-23.92	peak
6	16834.000	26.47	24.11	50.58	74.00	-23.42	peak

This report shall not be reproduced except in full, without the written approval of UL Verification Services (Guangzhou) Co., Ltd, Song Shan Lake Branch.

Test Mode:	802.11n HT20	Frequency(MHz):	5280
Polarity:	Horizontal	Test Voltage:	DC 12V

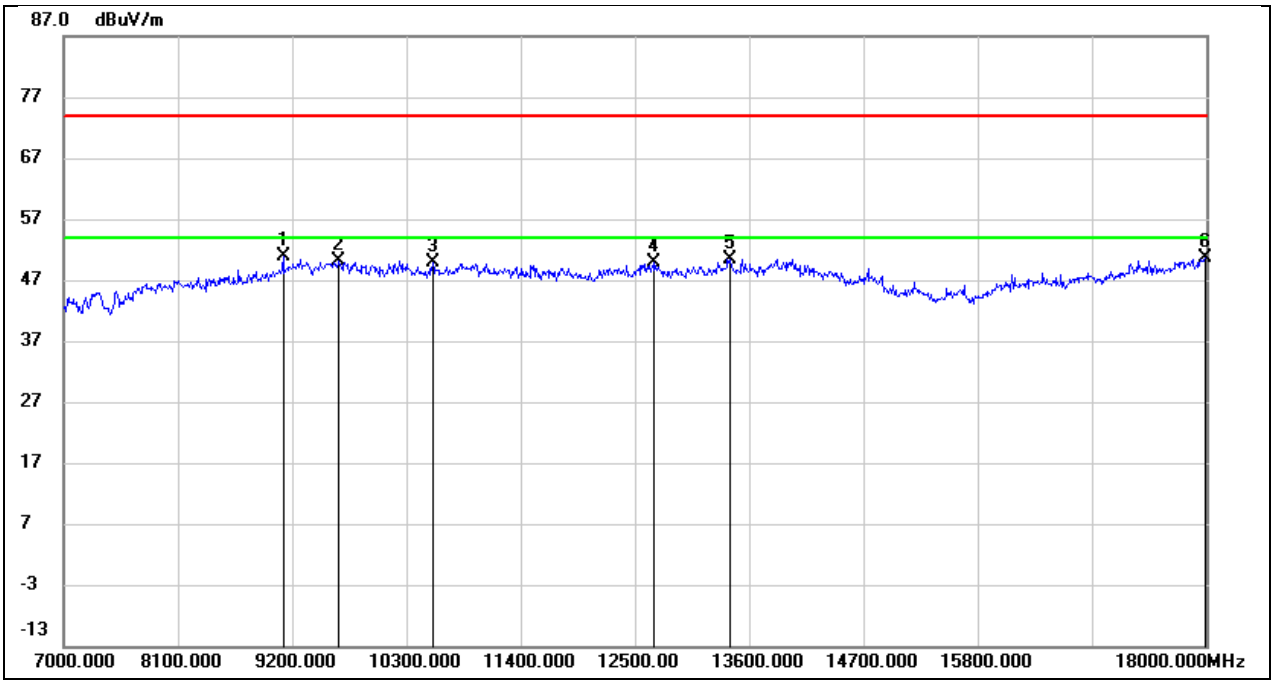

No.	Frequency (MHz)	Reading (dBuV)	Correct (dB/m)	Result (dBuV/m)	Limit (dBuV/m)	Margin (dB)	Remark
1	9112.000	39.71	11.17	50.88	74.00	-23.12	peak
2	9651.000	36.47	13.55	50.02	74.00	-23.98	peak
3	10553.000	36.27	13.70	49.97	74.00	-24.03	peak
4	12687.000	30.34	19.52	49.86	74.00	-24.14	peak
5	13413.000	28.79	21.69	50.48	74.00	-23.52	peak
6	17989.000	21.15	29.49	50.64	74.00	-23.36	peak

This report shall not be reproduced except in full, without the written approval of UL Verification Services (Guangzhou) Co., Ltd, Song Shan Lake Branch.

Test Mode:	802.11n HT20	Frequency(MHz):	5280
Polarity:	Vertical	Test Voltage:	DC 12V

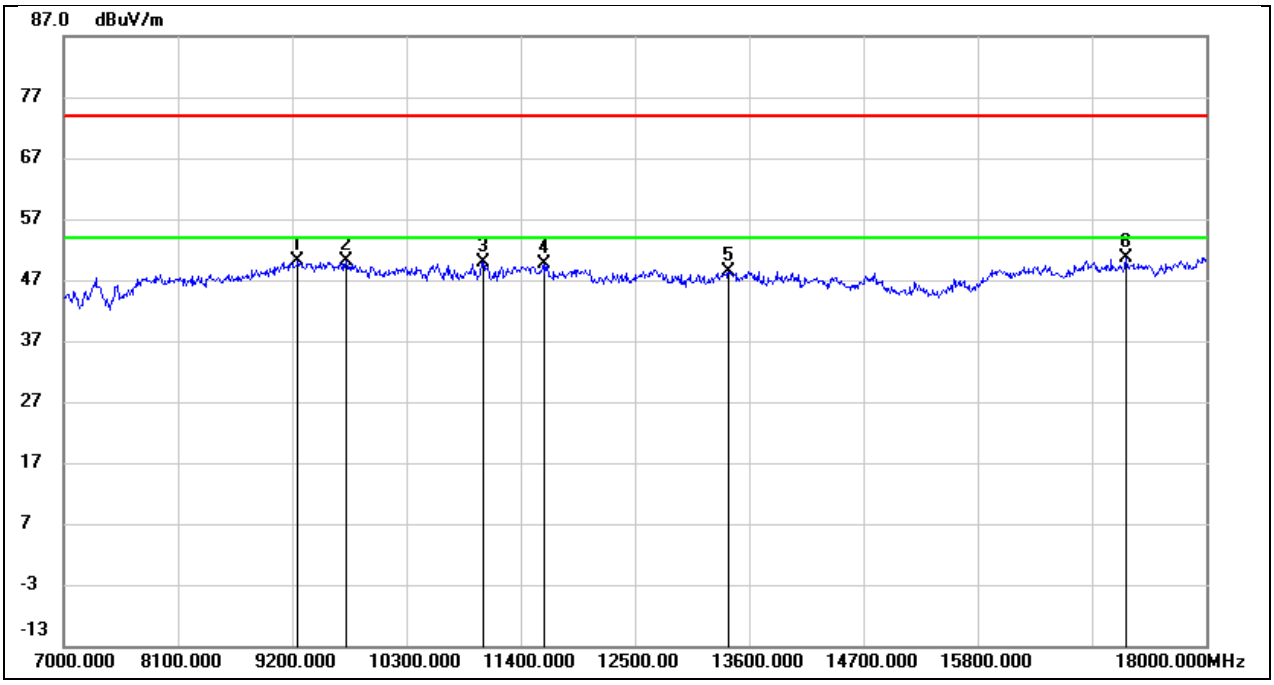

No.	Frequency (MHz)	Reading (dBuV)	Correct (dB/m)	Result (dBuV/m)	Limit (dBuV/m)	Margin (dB)	Remark
1	9255.000	38.31	11.93	50.24	74.00	-23.76	peak
2	9717.000	36.83	13.35	50.18	74.00	-23.82	peak
3	11037.000	35.45	14.42	49.87	74.00	-24.13	peak
4	11620.000	32.87	16.68	49.55	74.00	-24.45	peak
5	13402.000	28.45	20.04	48.49	74.00	-25.51	peak
6	17230.000	25.74	24.93	50.67	74.00	-23.33	peak

This report shall not be reproduced except in full, without the written approval of UL Verification Services (Guangzhou) Co., Ltd, Song Shan Lake Branch.

Test Mode:	802.11n HT20	Frequency(MHz):	5320
Polarity:	Horizontal	Test Voltage:	DC 12V

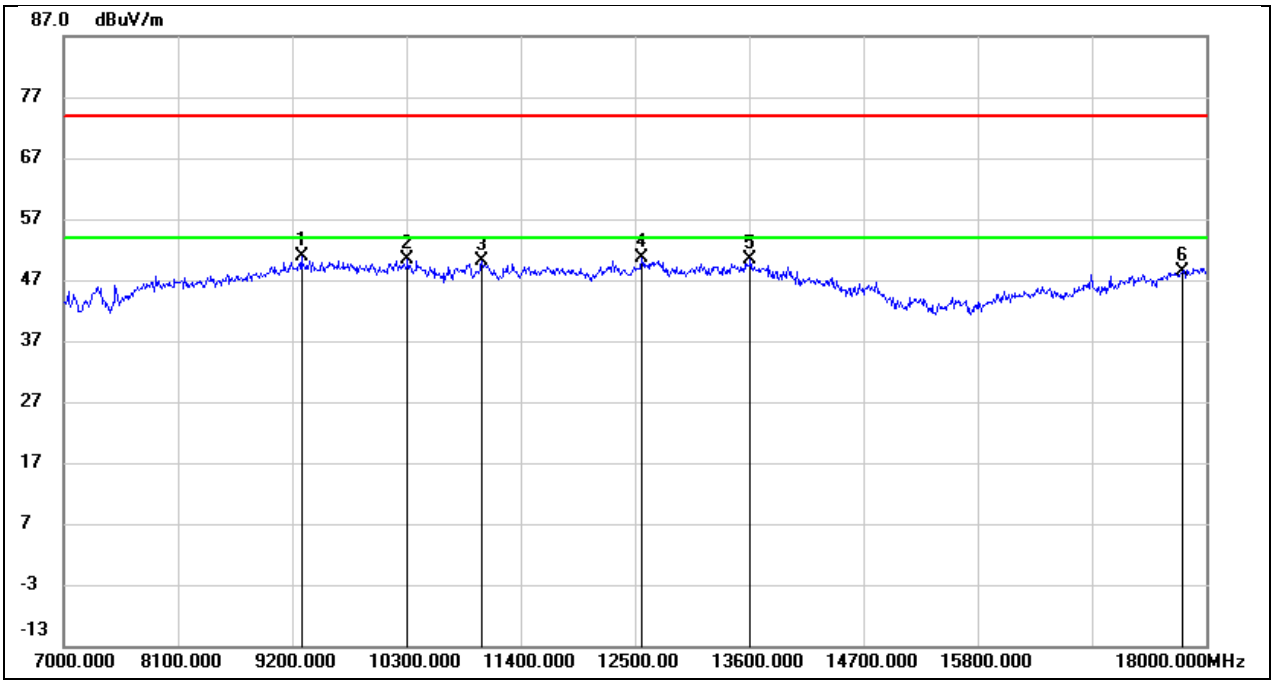

No.	Frequency (MHz)	Reading (dBuV)	Correct (dB/m)	Result (dBuV/m)	Limit (dBuV/m)	Margin (dB)	Remark
1	9288.000	39.05	11.84	50.89	74.00	-23.11	peak
2	10311.000	37.03	13.28	50.31	74.00	-23.69	peak
3	11026.000	34.99	15.21	50.20	74.00	-23.80	peak
4	12566.000	31.45	19.10	50.55	74.00	-23.45	peak
5	13611.000	28.06	22.25	50.31	74.00	-23.69	peak
6	17769.000	21.20	27.18	48.38	74.00	-25.62	peak

This report shall not be reproduced except in full, without the written approval of UL Verification Services (Guangzhou) Co., Ltd, Song Shan Lake Branch.

Test Mode:	802.11n HT20	Frequency(MHz):	5320
Polarity:	Vertical	Test Voltage:	DC 12V

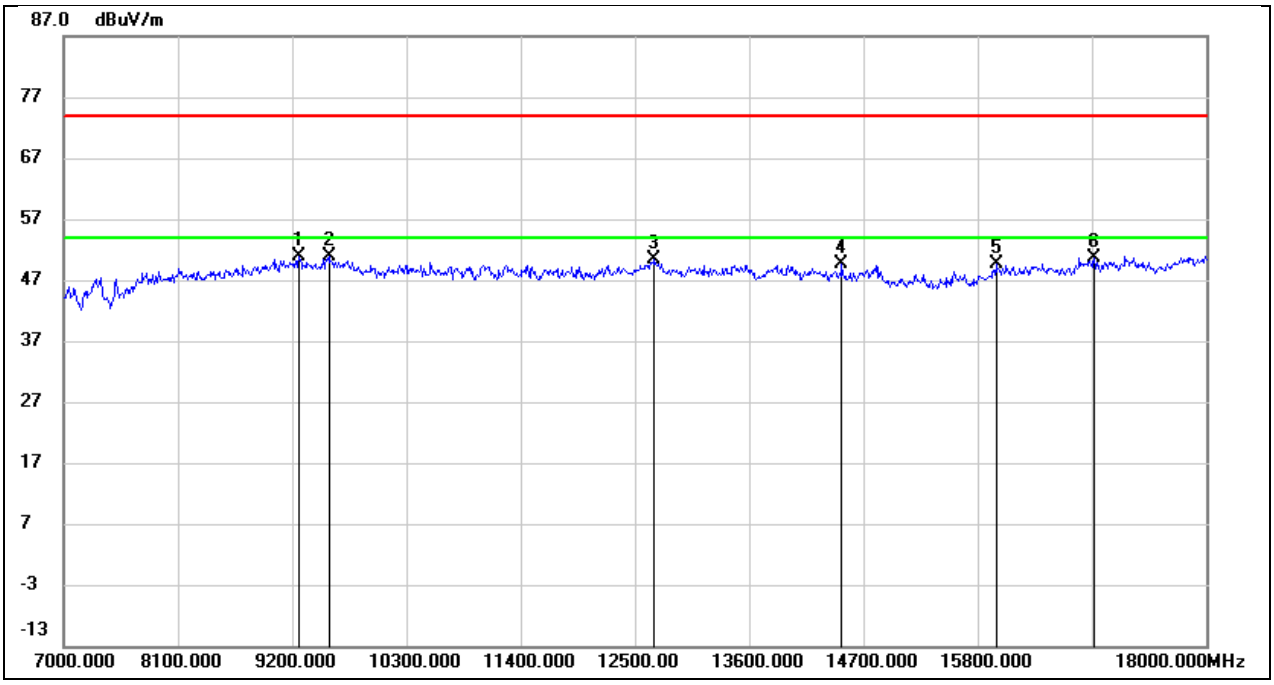

No.	Frequency (MHz)	Reading (dBuV)	Correct (dB/m)	Result (dBuV/m)	Limit (dBuV/m)	Margin (dB)	Remark
1	9266.000	38.83	11.96	50.79	74.00	-23.21	peak
2	9552.000	37.88	13.10	50.98	74.00	-23.02	peak
3	12687.000	31.85	18.51	50.36	74.00	-23.64	peak
4	14491.000	28.56	20.96	49.52	74.00	-24.48	peak
5	15976.000	26.86	22.73	49.59	74.00	-24.41	peak
6	16922.000	26.33	24.28	50.61	74.00	-23.39	peak

This report shall not be reproduced except in full, without the written approval of UL Verification Services (Guangzhou) Co., Ltd, Song Shan Lake Branch.

Test Mode:	802.11n HT20	Frequency(MHz):	5500
Polarity:	Horizontal	Test Voltage:	DC 12V

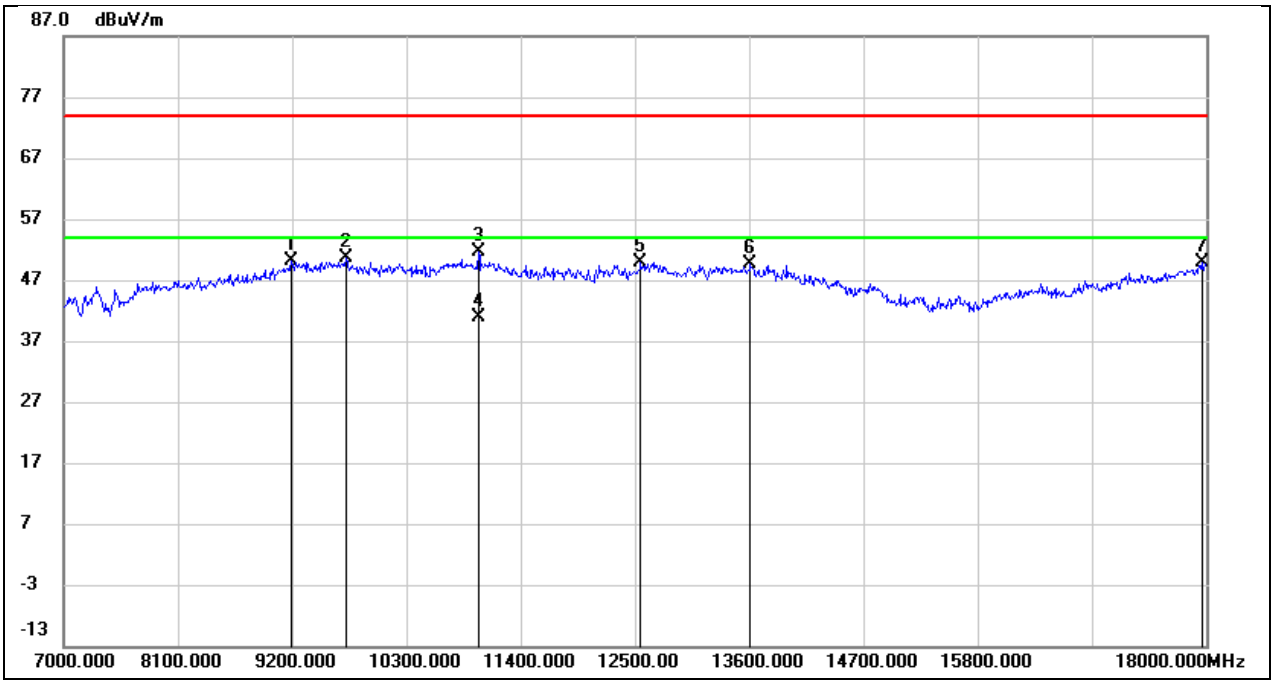

No.	Frequency (MHz)	Reading (dBuV)	Correct (dB/m)	Result (dBuV/m)	Limit (dBuV/m)	Margin (dB)	Remark
1	9189.000	38.56	11.51	50.07	74.00	-23.93	peak
2	9717.000	37.08	13.66	50.74	74.00	-23.26	peak
3	10993.000	36.63	15.04	51.67	74.00	-22.33	peak
4	10993.000	25.84	15.04	40.88	54.00	-13.12	AVG
5	12555.000	30.76	19.09	49.85	74.00	-24.15	peak
6	13611.000	27.44	22.25	49.69	74.00	-24.31	peak
7	17956.000	20.67	29.14	49.81	74.00	-24.19	peak

This report shall not be reproduced except in full, without the written approval of UL Verification Services (Guangzhou) Co., Ltd, Song Shan Lake Branch.

Test Mode:	802.11n HT20	Frequency(MHz):	5500
Polarity:	Vertical	Test Voltage:	DC 12V

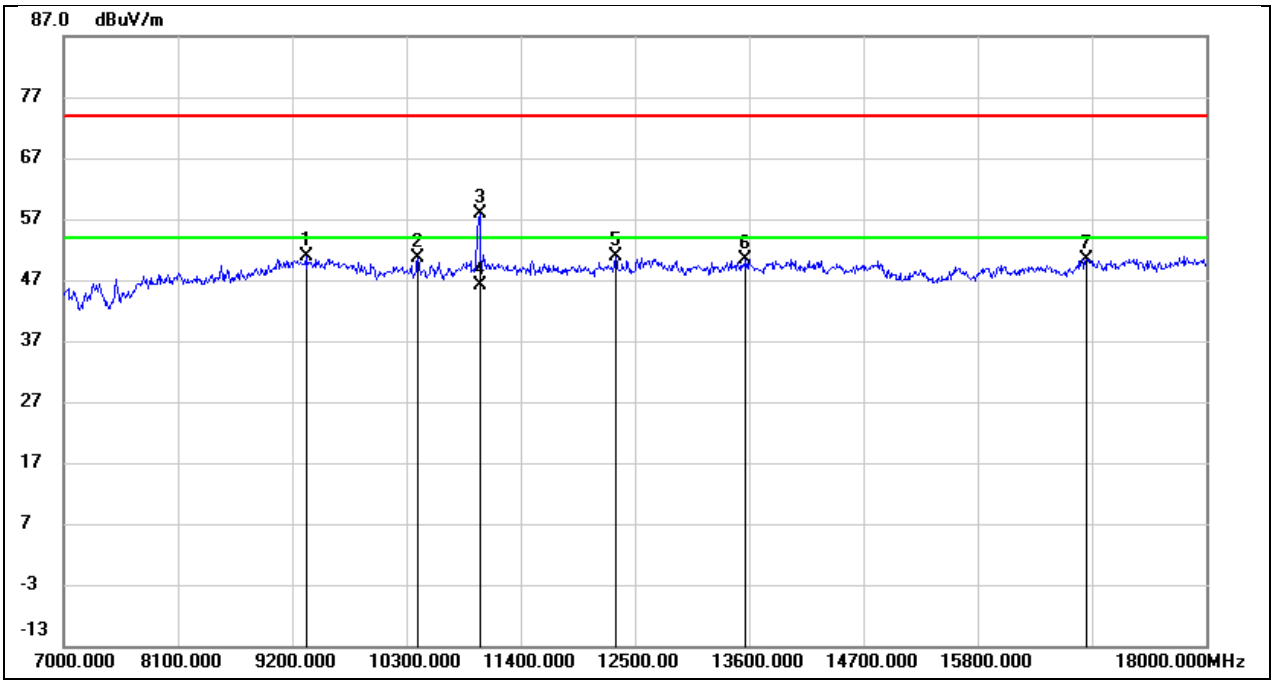

No.	Frequency (MHz)	Reading (dBuV)	Correct (dB/m)	Result (dBuV/m)	Limit (dBuV/m)	Margin (dB)	Remark
1	9332.000	38.71	12.13	50.84	74.00	-23.16	peak
2	10410.000	37.66	13.09	50.75	74.00	-23.25	peak
3	11004.000	43.63	14.27	57.90	74.00	-16.10	peak
4	11004.000	31.94	14.27	46.21	54.00	-7.79	AVG
5	12313.000	32.99	17.88	50.87	74.00	-23.13	peak
6	13567.000	29.87	20.47	50.34	74.00	-23.66	peak
7	16845.000	26.25	24.14	50.39	74.00	-23.61	peak

This report shall not be reproduced except in full, without the written approval of UL Verification Services (Guangzhou) Co., Ltd, Song Shan Lake Branch.

Test Mode:	802.11n HT20	Frequency(MHz):	5580
Polarity:	Horizontal	Test Voltage:	DC 12V

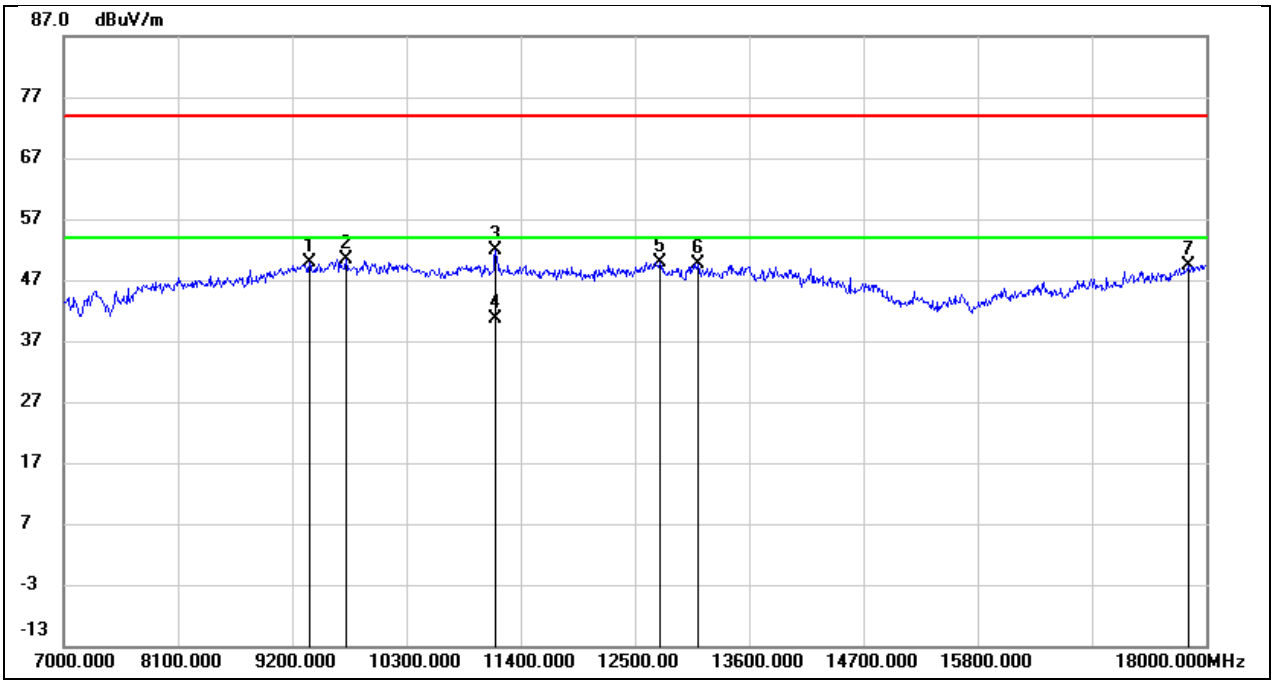

No.	Frequency (MHz)	Reading (dBuV)	Correct (dB/m)	Result (dBuV/m)	Limit (dBuV/m)	Margin (dB)	Remark
1	9365.000	37.91	12.09	50.00	74.00	-24.00	peak
2	9717.000	36.75	13.66	50.41	74.00	-23.59	peak
3	11158.000	35.99	15.93	51.92	74.00	-22.08	peak
4	11158.000	24.65	15.93	40.58	54.00	-13.42	AVG
5	12742.000	30.23	19.75	49.98	74.00	-24.02	peak
6	13105.000	29.06	20.50	49.56	74.00	-24.44	peak
7	17824.000	21.62	27.73	49.35	74.00	-24.65	peak

This report shall not be reproduced except in full, without the written approval of UL Verification Services (Guangzhou) Co., Ltd, Song Shan Lake Branch.

Test Mode:	802.11n HT20	Frequency(MHz):	5580
Polarity:	Vertical	Test Voltage:	DC 12V

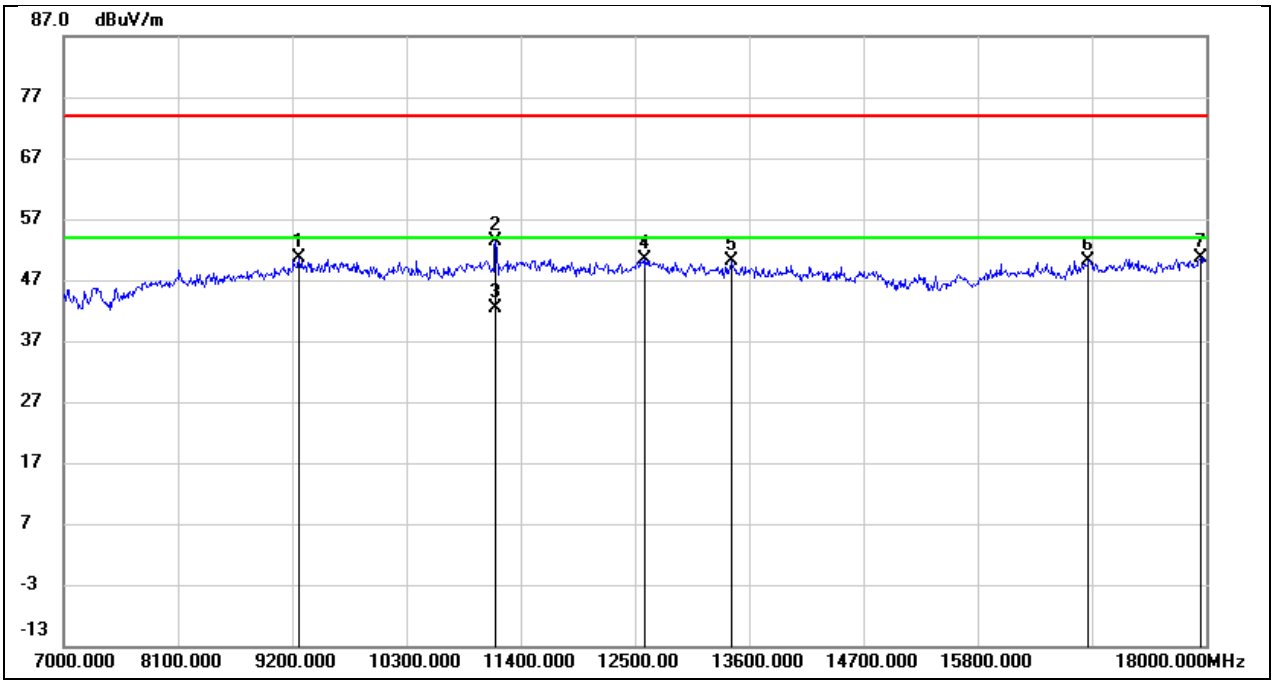

No.	Frequency (MHz)	Reading (dBuV)	Correct (dB/m)	Result (dBuV/m)	Limit (dBuV/m)	Margin (dB)	Remark
1	9266.000	38.60	11.96	50.56	74.00	-23.44	peak
2	11158.000	38.42	14.91	53.33	74.00	-20.67	peak
3	11158.000	27.50	14.91	42.41	54.00	-11.59	AVG
4	12588.000	32.23	18.19	50.42	74.00	-23.58	peak
5	13435.000	29.98	20.15	50.13	74.00	-23.87	peak
6	16867.000	26.04	24.17	50.21	74.00	-23.79	peak
7	17945.000	23.52	27.07	50.59	74.00	-23.41	peak

This report shall not be reproduced except in full, without the written approval of UL Verification Services (Guangzhou) Co., Ltd, Song Shan Lake Branch.

Test Mode:	802.11n HT20	Frequency(MHz):	5700
Polarity:	Horizontal	Test Voltage:	DC 12V

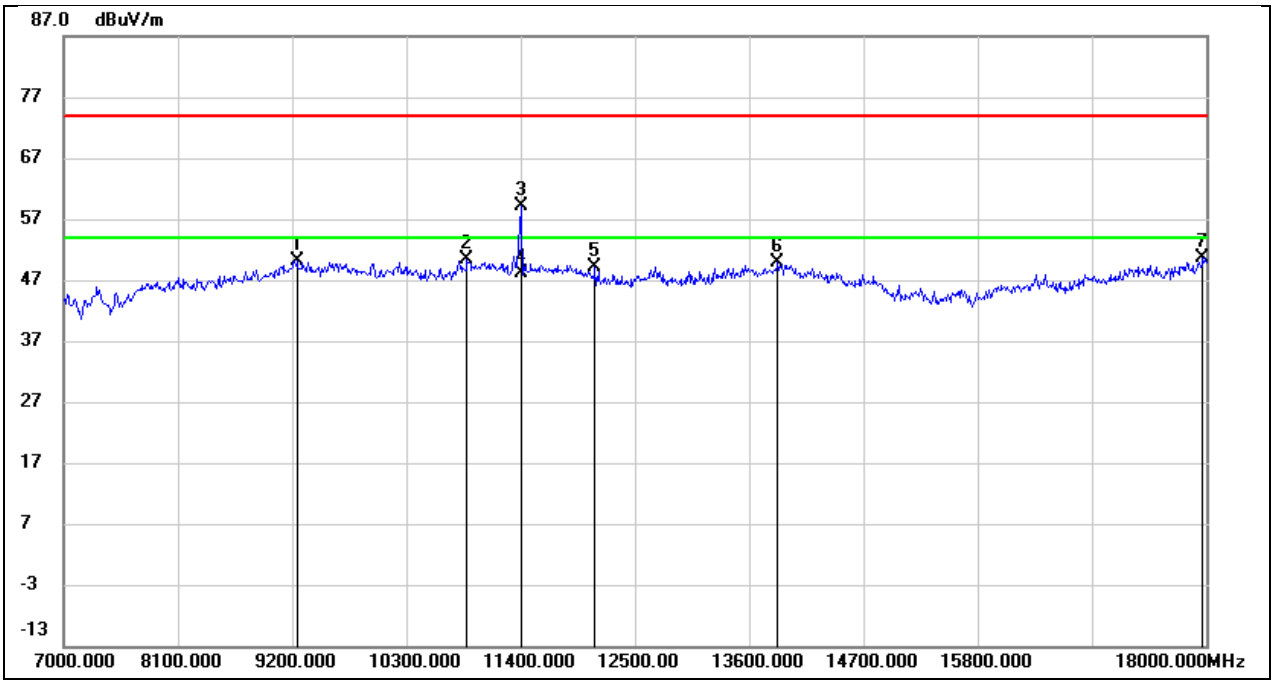

No.	Frequency (MHz)	Reading (dBuV)	Correct (dB/m)	Result (dBuV/m)	Limit (dBuV/m)	Margin (dB)	Remark
1	9244.000	38.37	11.71	50.08	74.00	-23.92	peak
2	10883.000	35.72	14.68	50.40	74.00	-23.60	peak
3	11400.000	41.70	17.36	59.06	74.00	-14.94	peak
4	11400.000	30.74	17.36	48.10	54.00	-5.90	AVG
5	12115.000	30.45	18.62	49.07	74.00	-24.93	peak
6	13875.000	26.67	23.11	49.78	74.00	-24.22	peak
7	17967.000	21.36	29.26	50.62	74.00	-23.38	peak

This report shall not be reproduced except in full, without the written approval of UL Verification Services (Guangzhou) Co., Ltd, Song Shan Lake Branch.

Test Mode:	802.11n HT20	Frequency(MHz):	5700
Polarity:	Vertical	Test Voltage:	DC 12V

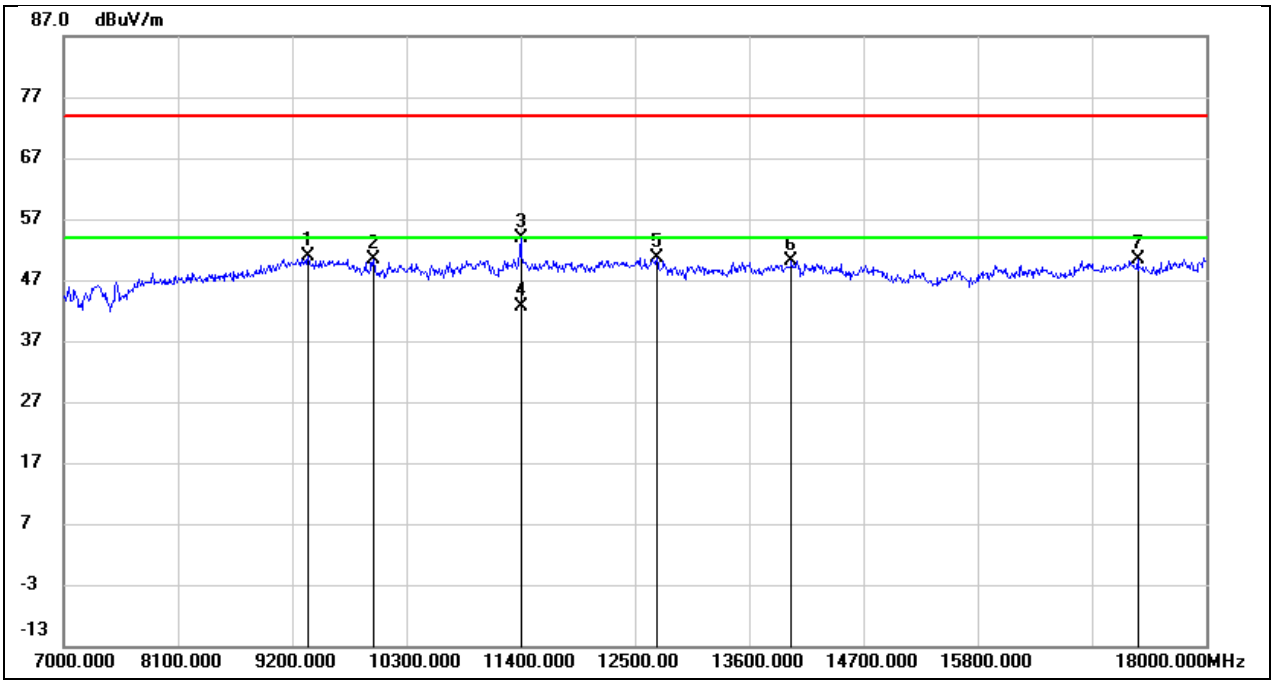

No.	Frequency (MHz)	Reading (dBuV)	Correct (dB/m)	Result (dBuV/m)	Limit (dBuV/m)	Margin (dB)	Remark
1	9354.000	38.74	12.17	50.91	74.00	-23.09	peak
2	9981.000	37.71	12.72	50.43	74.00	-23.57	peak
3	11400.000	37.83	16.00	53.83	74.00	-20.17	peak
4	11400.000	26.69	16.00	42.69	54.00	-11.31	AVG
5	12709.000	32.00	18.58	50.58	74.00	-23.42	peak
6	14007.000	28.08	22.01	50.09	74.00	-23.91	peak
7	17340.000	25.31	25.01	50.32	74.00	-23.68	peak

This report shall not be reproduced except in full, without the written approval of UL Verification Services (Guangzhou) Co., Ltd, Song Shan Lake Branch.

Test Mode:	802.11n HT20	Frequency(MHz):	5720
Polarity:	Horizontal	Test Voltage:	DC 12V

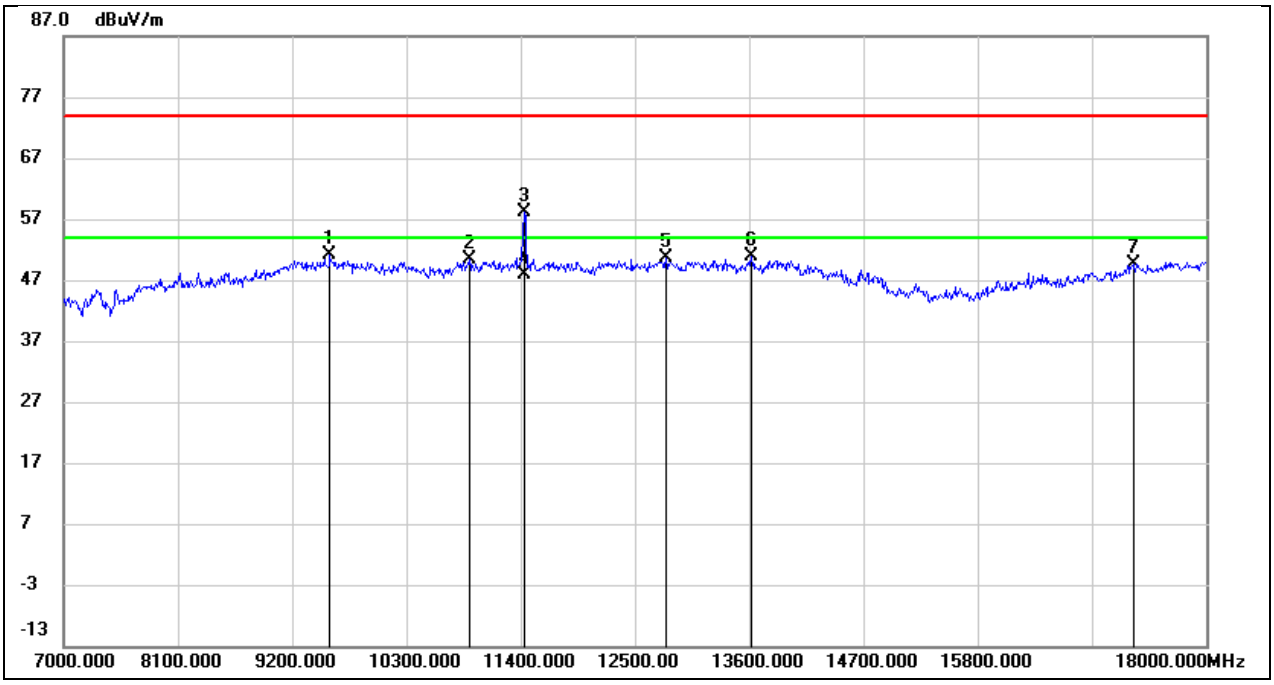

No.	Frequency (MHz)	Reading (dBuV)	Correct (dB/m)	Result (dBuV/m)	Limit (dBuV/m)	Margin (dB)	Remark
1	9563.000	37.85	13.23	51.08	74.00	-22.92	peak
2	10905.000	35.61	14.75	50.36	74.00	-23.64	peak
3	11433.000	40.61	17.51	58.12	74.00	-15.88	peak
4	11433.000	30.36	17.51	47.87	54.00	-6.13	AVG
5	12797.000	30.57	19.97	50.54	74.00	-23.46	peak
6	13622.000	28.56	22.28	50.84	74.00	-23.16	peak
7	17296.000	25.40	24.28	49.68	74.00	-24.32	peak

This report shall not be reproduced except in full, without the written approval of UL Verification Services (Guangzhou) Co., Ltd, Song Shan Lake Branch.

Test Mode:	802.11n HT20	Frequency(MHz):	5720
Polarity:	Vertical	Test Voltage:	DC 12V

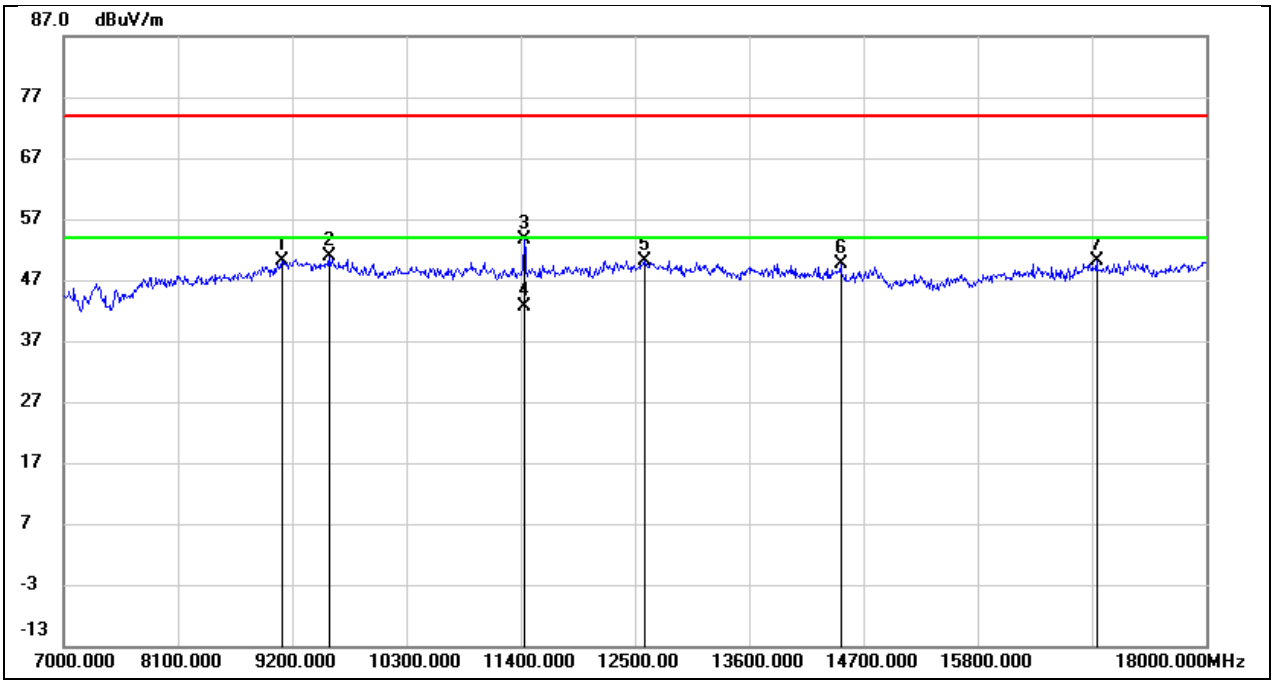

No.	Frequency (MHz)	Reading (dBuV)	Correct (dB/m)	Result (dBuV/m)	Limit (dBuV/m)	Margin (dB)	Remark
1	9101.000	38.66	11.43	50.09	74.00	-23.91	peak
2	9552.000	37.79	13.10	50.89	74.00	-23.11	peak
3	11433.000	37.57	16.11	53.68	74.00	-20.32	peak
4	11433.000	26.40	16.11	42.51	54.00	-11.49	AVG
5	12588.000	32.02	18.19	50.21	74.00	-23.79	peak
6	14480.000	28.64	20.96	49.60	74.00	-24.40	peak
7	16944.000	25.78	24.33	50.11	74.00	-23.89	peak

This report shall not be reproduced except in full, without the written approval of UL Verification Services (Guangzhou) Co., Ltd, Song Shan Lake Branch.

Test Mode:	802.11n HT20	Frequency(MHz):	5745
Polarity:	Horizontal	Test Voltage:	DC 12V

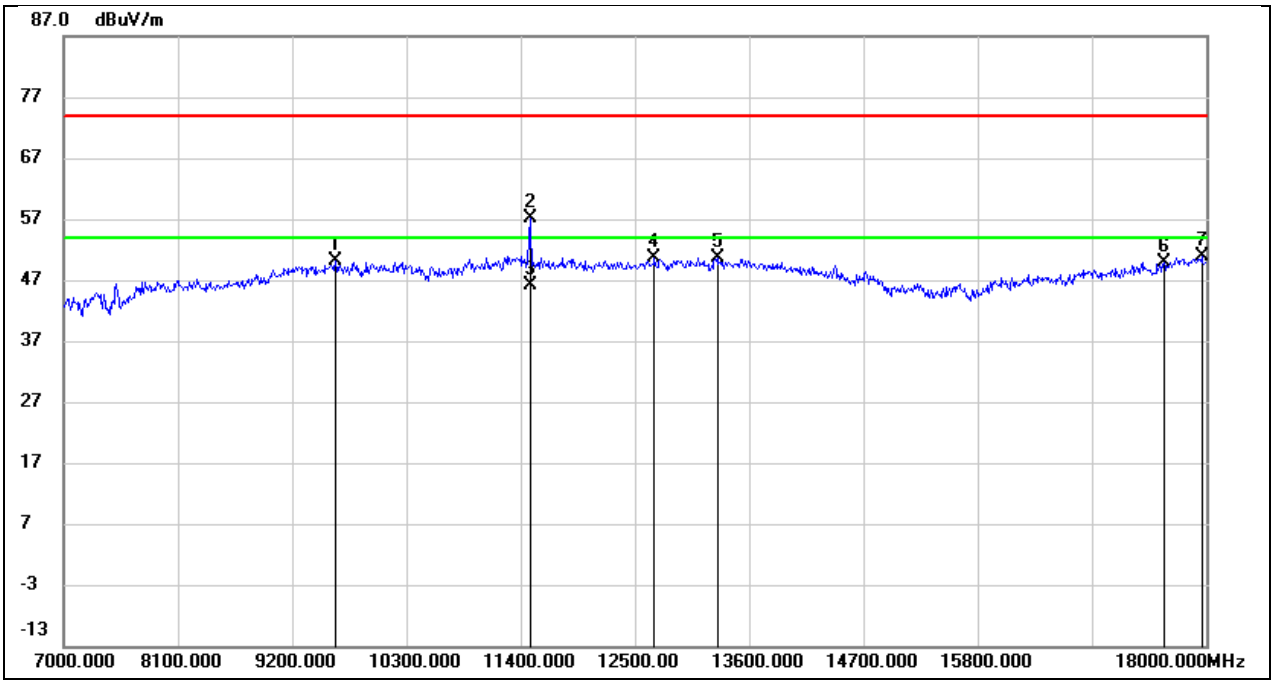

No.	Frequency (MHz)	Reading (dBuV)	Correct (dB/m)	Result (dBuV/m)	Limit (dBuV/m)	Margin (dB)	Remark
1	9618.000	36.75	13.49	50.24	74.00	-23.76	peak
2	11488.000	39.32	17.77	57.09	74.00	-16.91	peak
3	11488.000	28.28	17.77	46.05	54.00	-7.95	AVG
4	12687.000	31.07	19.52	50.59	74.00	-23.41	peak
5	13292.000	29.48	21.24	50.72	74.00	-23.28	peak
6	17593.000	24.46	25.51	49.97	74.00	-24.03	peak
7	17956.000	21.64	29.14	50.78	74.00	-23.22	peak

This report shall not be reproduced except in full, without the written approval of UL Verification Services (Guangzhou) Co., Ltd, Song Shan Lake Branch.

Test Mode:	802.11n HT20	Frequency(MHz):	5745
Polarity:	Vertical	Test Voltage:	DC 12V

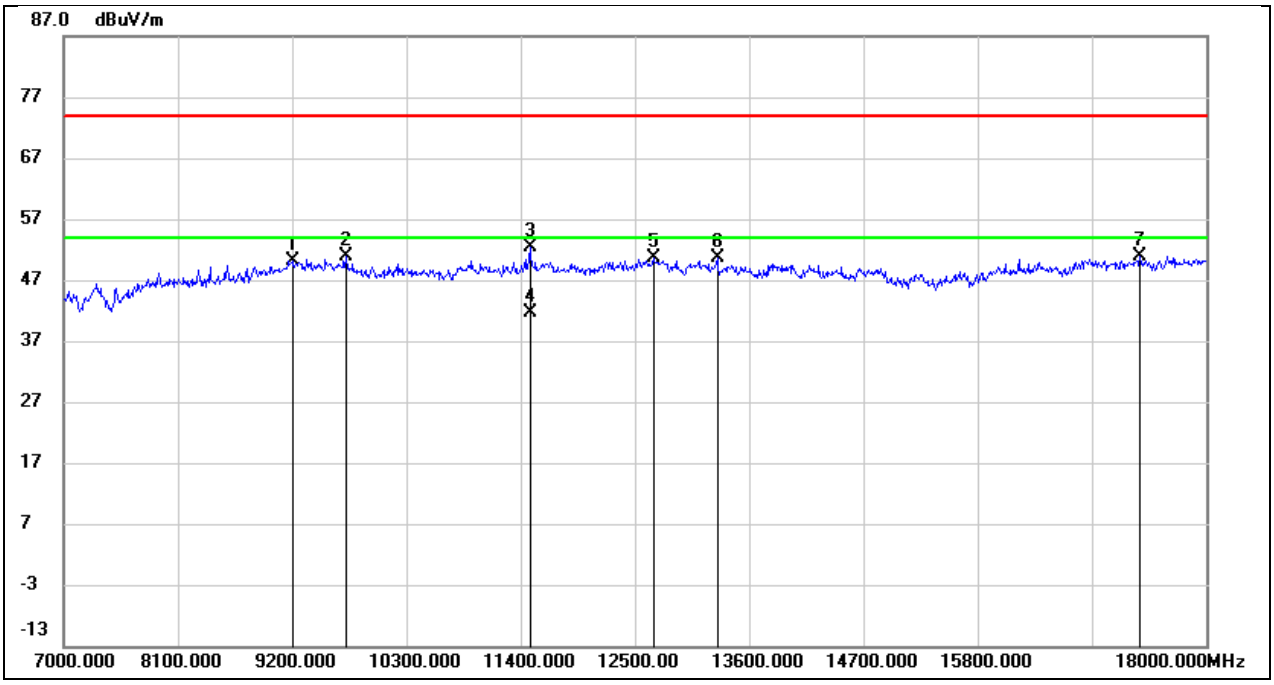

No.	Frequency (MHz)	Reading (dBuV)	Correct (dB/m)	Result (dBuV/m)	Limit (dBuV/m)	Margin (dB)	Remark
1	9200.000	38.28	11.80	50.08	74.00	-23.92	peak
2	9717.000	37.47	13.35	50.82	74.00	-23.18	peak
3	11488.000	36.01	16.29	52.30	74.00	-21.70	peak
4	11488.000	25.29	16.29	41.58	54.00	-12.42	AVG
5	12676.000	32.21	18.47	50.68	74.00	-23.32	peak
6	13292.000	30.93	19.75	50.68	74.00	-23.32	peak
7	17362.000	25.95	25.03	50.98	74.00	-23.02	peak

This report shall not be reproduced except in full, without the written approval of UL Verification Services (Guangzhou) Co., Ltd, Song Shan Lake Branch.

Test Mode:	802.11n HT20	Frequency(MHz):	5785
Polarity:	Horizontal	Test Voltage:	DC 12V

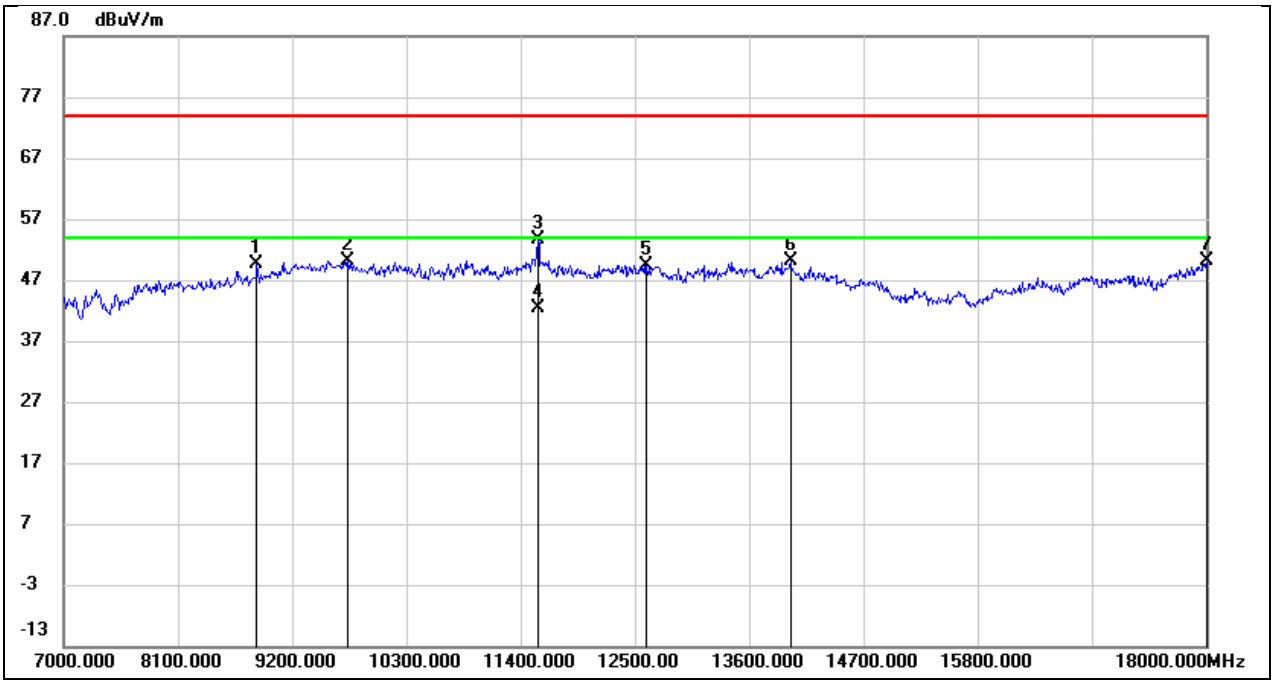

No.	Frequency (MHz)	Reading (dBuV)	Correct (dB/m)	Result (dBuV/m)	Limit (dBuV/m)	Margin (dB)	Remark
1	8859.000	39.72	9.95	49.67	74.00	-24.33	peak
2	9739.000	36.41	13.70	50.11	74.00	-23.89	peak
3	11565.000	35.72	18.01	53.73	74.00	-20.27	peak
4	11565.000	24.34	18.01	42.35	54.00	-11.65	AVG
5	12610.000	30.27	19.20	49.47	74.00	-24.53	peak
6	13996.000	26.55	23.59	50.14	74.00	-23.86	peak
7	18000.000	20.52	29.61	50.13	74.00	-23.87	peak

This report shall not be reproduced except in full, without the written approval of UL Verification Services (Guangzhou) Co., Ltd, Song Shan Lake Branch.

Test Mode:	802.11n HT20	Frequency(MHz):	5785
Polarity:	Vertical	Test Voltage:	DC 12V

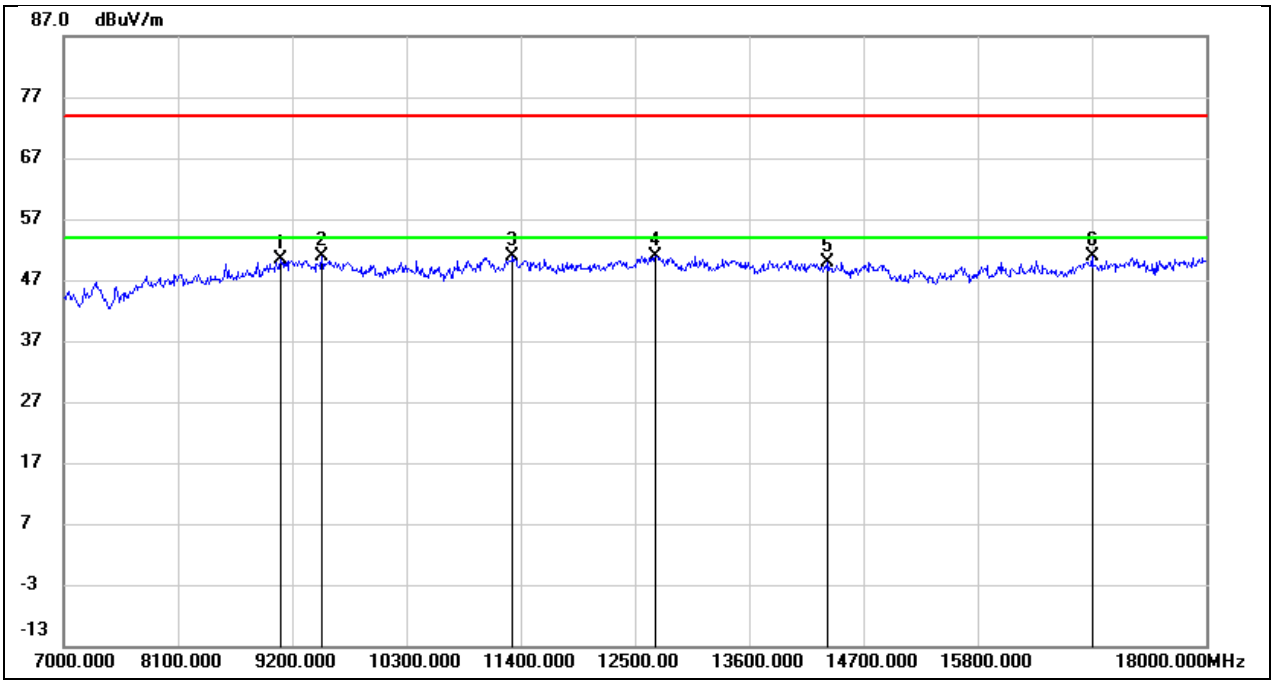

No.	Frequency (MHz)	Reading (dBuV)	Correct (dB/m)	Result (dBuV/m)	Limit (dBuV/m)	Margin (dB)	Remark
1	9090.000	39.09	11.39	50.48	74.00	-23.52	peak
2	9486.000	38.13	12.78	50.91	74.00	-23.09	peak
3	11323.000	35.20	15.64	50.84	74.00	-23.16	peak
4	12698.000	32.42	18.54	50.96	74.00	-23.04	peak
5	14359.000	28.80	21.14	49.94	74.00	-24.06	peak
6	16900.000	26.60	24.24	50.84	74.00	-23.16	peak

This report shall not be reproduced except in full, without the written approval of UL Verification Services (Guangzhou) Co., Ltd, Song Shan Lake Branch.

Test Mode:	802.11n HT20	Frequency(MHz):	5825
Polarity:	Horizontal	Test Voltage:	DC 12V

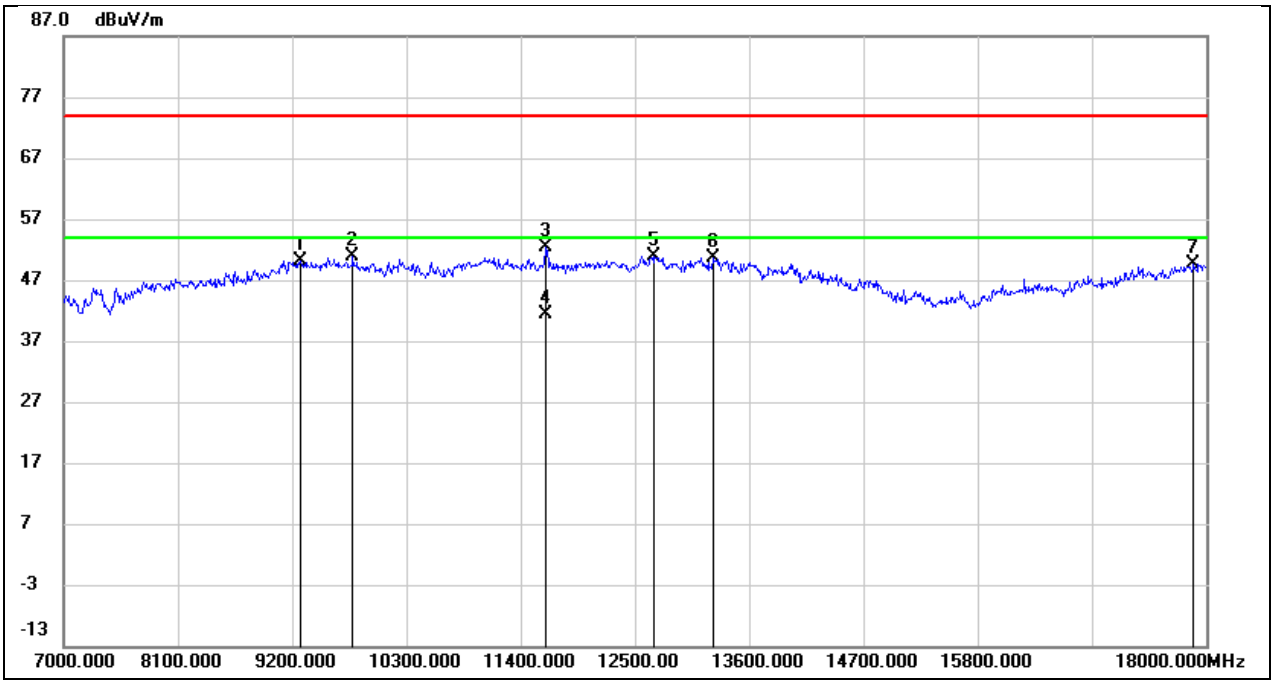

No.	Frequency (MHz)	Reading (dBuV)	Correct (dB/m)	Result (dBuV/m)	Limit (dBuV/m)	Margin (dB)	Remark
1	9277.000	38.34	11.81	50.15	74.00	-23.85	peak
2	9783.000	37.14	13.77	50.91	74.00	-23.09	peak
3	11642.000	34.20	18.07	52.27	74.00	-21.73	peak
4	11642.000	23.25	18.07	41.32	54.00	-12.68	AVG
5	12687.000	31.47	19.52	50.99	74.00	-23.01	peak
6	13248.000	29.58	21.09	50.67	74.00	-23.33	peak
7	17879.000	21.37	28.32	49.69	74.00	-24.31	peak

This report shall not be reproduced except in full, without the written approval of UL Verification Services (Guangzhou) Co., Ltd, Song Shan Lake Branch.

Test Mode:	802.11n HT20	Frequency(MHz):	5825
Polarity:	Vertical	Test Voltage:	DC 12V

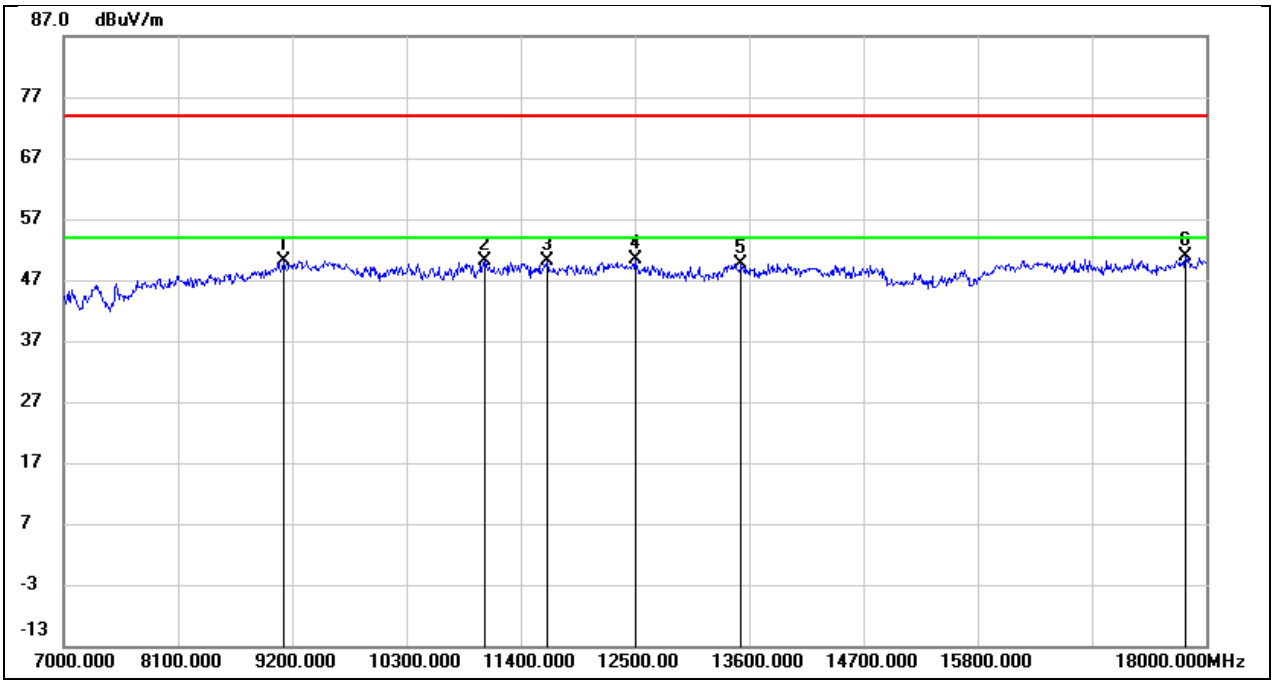

No.	Frequency (MHz)	Reading (dBuV)	Correct (dB/m)	Result (dBuV/m)	Limit (dBuV/m)	Margin (dB)	Remark
1	9123.000	38.66	11.52	50.18	74.00	-23.82	peak
2	11059.000	35.52	14.51	50.03	74.00	-23.97	peak
3	11653.000	33.43	16.68	50.11	74.00	-23.89	peak
4	12500.000	32.23	18.09	50.32	74.00	-23.68	peak
5	13523.000	29.33	20.38	49.71	74.00	-24.29	peak
6	17802.000	24.69	26.18	50.87	74.00	-23.13	peak

This report shall not be reproduced except in full, without the written approval of UL Verification Services (Guangzhou) Co., Ltd, Song Shan Lake Branch.

Test Mode:	802.11n HT40	Frequency(MHz):	5190
Polarity:	Horizontal	Test Voltage:	DC 12V

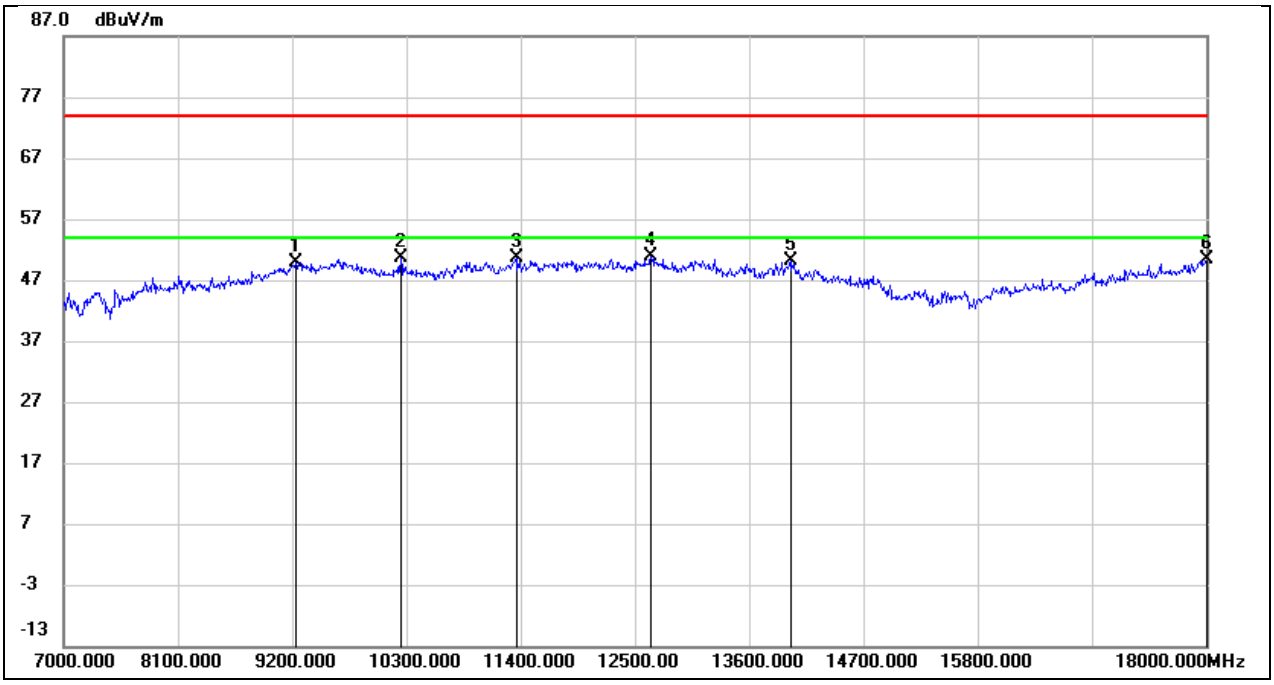

No.	Frequency (MHz)	Reading (dBuV)	Correct (dB/m)	Result (dBuV/m)	Limit (dBuV/m)	Margin (dB)	Remark
1	9233.000	38.20	11.66	49.86	74.00	-24.14	peak
2	10245.000	37.37	13.22	50.59	74.00	-23.41	peak
3	11356.000	33.42	17.10	50.52	74.00	-23.48	peak
4	12654.000	31.39	19.39	50.78	74.00	-23.22	peak
5	13996.000	26.44	23.59	50.03	74.00	-23.97	peak
6	18000.000	20.84	29.61	50.45	74.00	-23.55	peak

This report shall not be reproduced except in full, without the written approval of UL Verification Services (Guangzhou) Co., Ltd, Song Shan Lake Branch.

Test Mode:	802.11n HT40	Frequency(MHz):	5190
Polarity:	Vertical	Test Voltage:	DC 12V

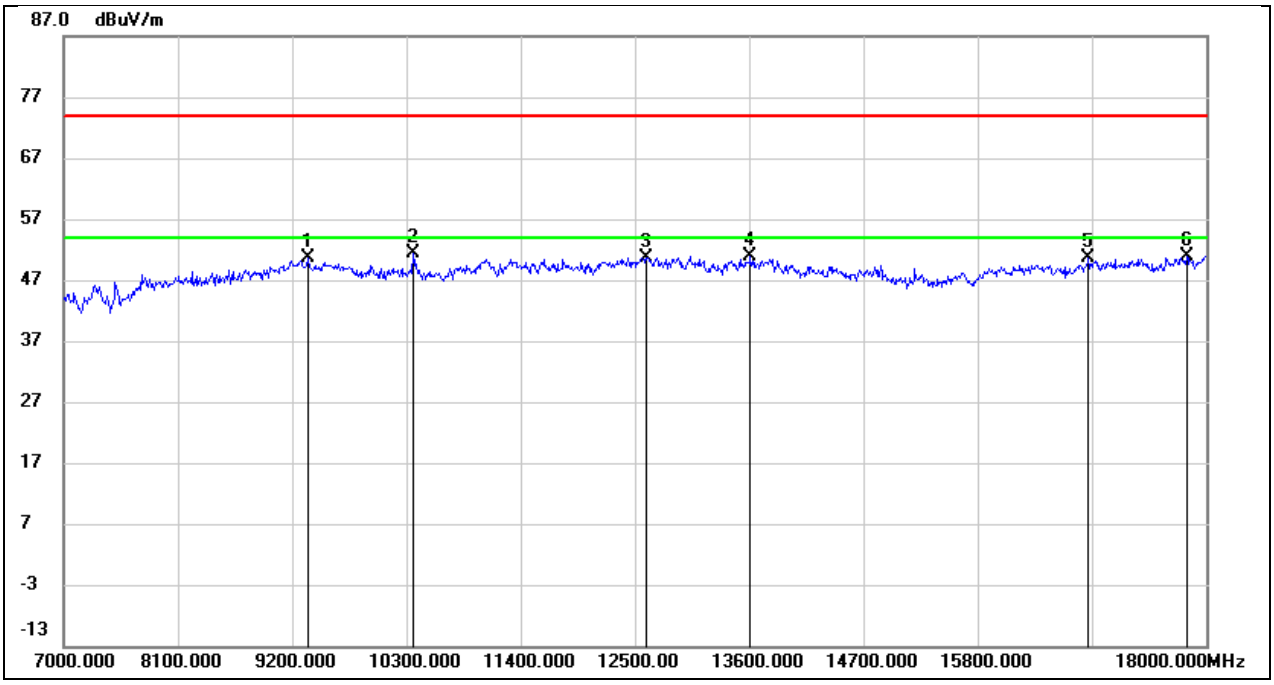

No.	Frequency (MHz)	Reading (dBuV)	Correct (dB/m)	Result (dBuV/m)	Limit (dBuV/m)	Margin (dB)	Remark
1	9354.000	38.34	12.17	50.51	74.00	-23.49	peak
2	10366.000	38.43	12.99	51.42	74.00	-22.58	peak
3	12610.000	32.49	18.24	50.73	74.00	-23.27	peak
4	13611.000	30.24	20.57	50.81	74.00	-23.19	peak
5	16867.000	26.35	24.17	50.52	74.00	-23.48	peak
6	17813.000	24.67	26.24	50.91	74.00	-23.09	peak

This report shall not be reproduced except in full, without the written approval of UL Verification Services (Guangzhou) Co., Ltd, Song Shan Lake Branch.

Test Mode:	802.11n HT40	Frequency(MHz):	5230
Polarity:	Horizontal	Test Voltage:	DC 12V

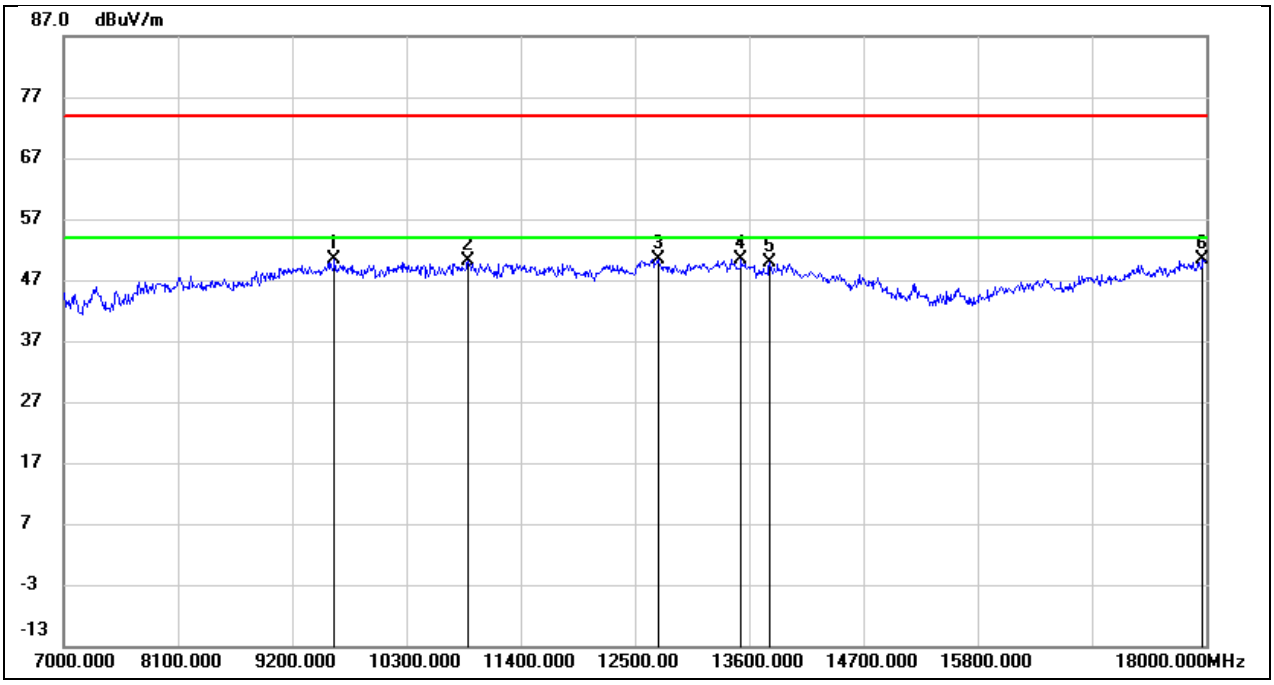

No.	Frequency (MHz)	Reading (dBuV)	Correct (dB/m)	Result (dBuV/m)	Limit (dBuV/m)	Margin (dB)	Remark
1	9607.000	36.91	13.48	50.39	74.00	-23.61	peak
2	10894.000	35.34	14.72	50.06	74.00	-23.94	peak
3	12720.000	30.69	19.65	50.34	74.00	-23.66	peak
4	13523.000	28.35	22.08	50.43	74.00	-23.57	peak
5	13798.000	26.99	22.79	49.78	74.00	-24.22	peak
6	17967.000	21.15	29.26	50.41	74.00	-23.59	peak

This report shall not be reproduced except in full, without the written approval of UL Verification Services (Guangzhou) Co., Ltd, Song Shan Lake Branch.

Test Mode:	802.11n HT40	Frequency(MHz):	5230
Polarity:	Vertical	Test Voltage:	DC 12V

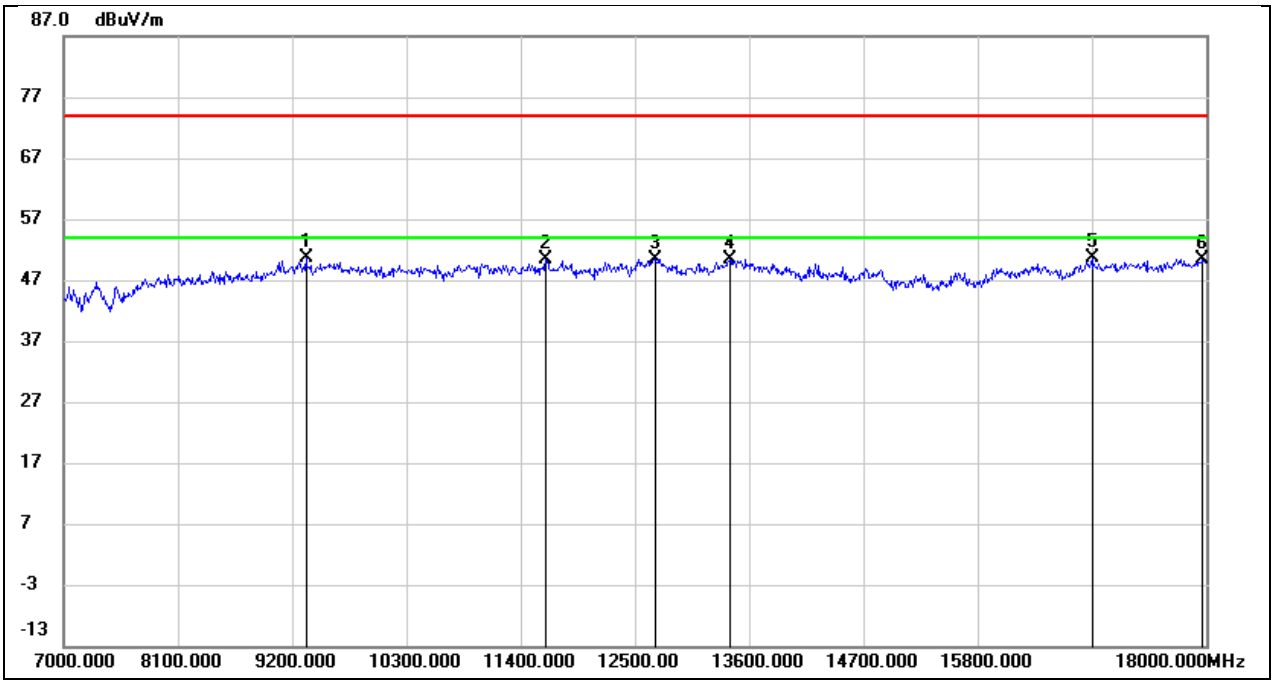

No.	Frequency (MHz)	Reading (dBuV)	Correct (dB/m)	Result (dBuV/m)	Limit (dBuV/m)	Margin (dB)	Remark
1	9332.000	38.46	12.13	50.59	74.00	-23.41	peak
2	11642.000	33.67	16.68	50.35	74.00	-23.65	peak
3	12698.000	31.95	18.54	50.49	74.00	-23.51	peak
4	13413.000	30.23	20.08	50.31	74.00	-23.69	peak
5	16900.000	26.30	24.24	50.54	74.00	-23.46	peak
6	17967.000	23.25	27.20	50.45	74.00	-23.55	peak

This report shall not be reproduced except in full, without the written approval of UL Verification Services (Guangzhou) Co., Ltd, Song Shan Lake Branch.

Test Mode:	802.11n HT40	Frequency(MHz):	5270
Polarity:	Horizontal	Test Voltage:	DC 12V

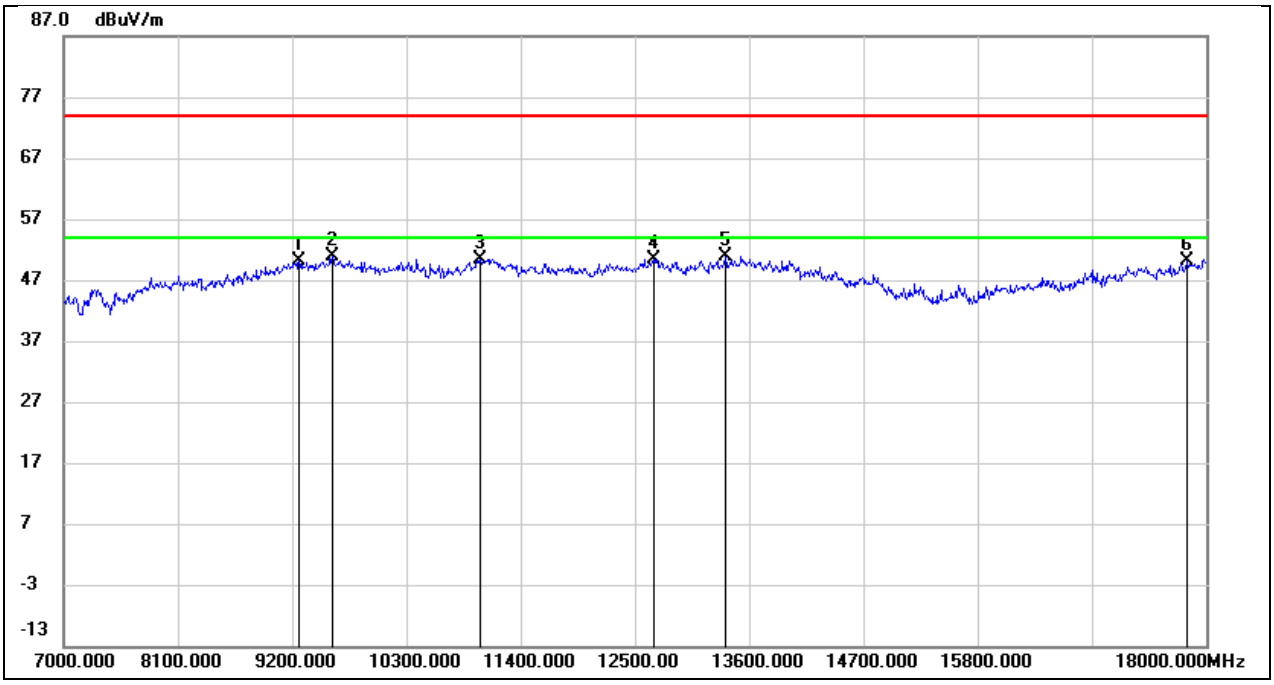

No.	Frequency (MHz)	Reading (dBuV)	Correct (dB/m)	Result (dBuV/m)	Limit (dBuV/m)	Margin (dB)	Remark
1	9266.000	38.41	11.78	50.19	74.00	-23.81	peak
2	9585.000	37.47	13.38	50.85	74.00	-23.15	peak
3	11015.000	35.32	15.14	50.46	74.00	-23.54	peak
4	12676.000	30.83	19.48	50.31	74.00	-23.69	peak
5	13369.000	29.34	21.52	50.86	74.00	-23.14	peak
6	17813.000	22.42	27.62	50.04	74.00	-23.96	peak

This report shall not be reproduced except in full, without the written approval of UL Verification Services (Guangzhou) Co., Ltd, Song Shan Lake Branch.

Test Mode:	802.11n HT40	Frequency(MHz):	5270
Polarity:	Vertical	Test Voltage:	DC 12V

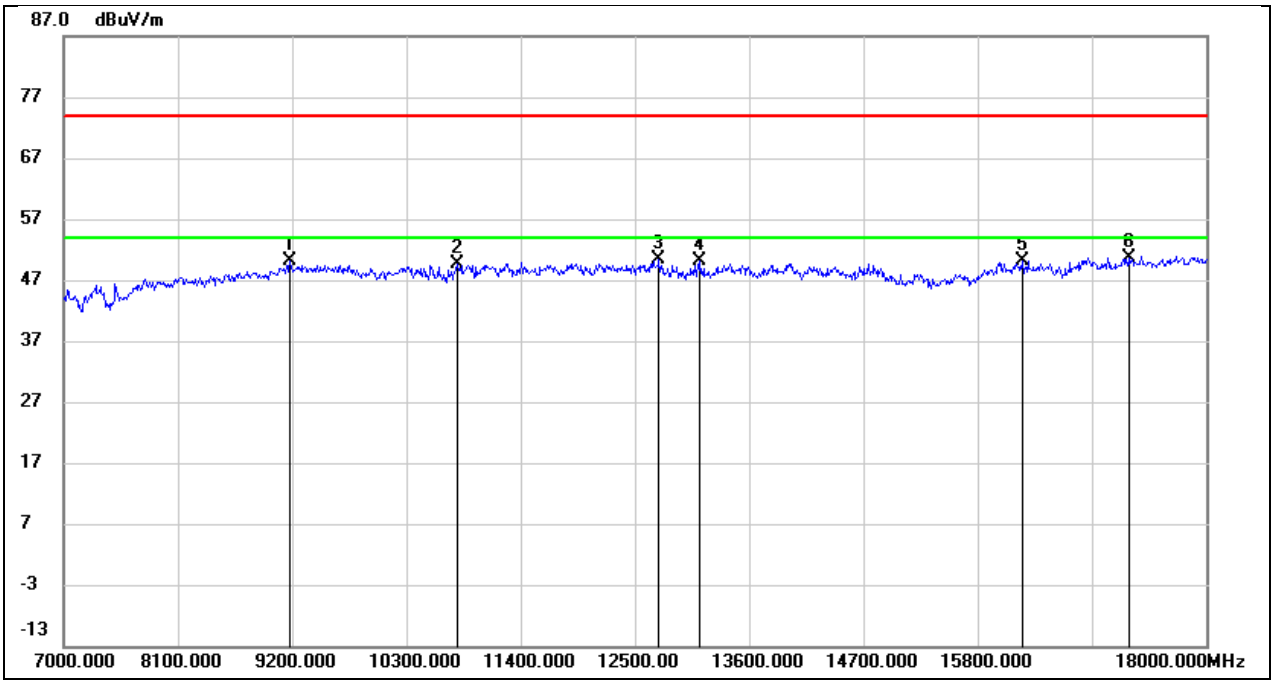

No.	Frequency (MHz)	Reading (dBuV)	Correct (dB/m)	Result (dBuV/m)	Limit (dBuV/m)	Margin (dB)	Remark
1	9178.000	38.33	11.71	50.04	74.00	-23.96	peak
2	10795.000	35.74	13.86	49.60	74.00	-24.40	peak
3	12731.000	31.63	18.66	50.29	74.00	-23.71	peak
4	13127.000	30.86	19.27	50.13	74.00	-23.87	peak
5	16229.000	26.12	24.09	50.21	74.00	-23.79	peak
6	17252.000	25.74	24.94	50.68	74.00	-23.32	peak

This report shall not be reproduced except in full, without the written approval of UL Verification Services (Guangzhou) Co., Ltd, Song Shan Lake Branch.

Test Mode:	802.11n HT40	Frequency(MHz):	5310
Polarity:	Horizontal	Test Voltage:	DC 12V

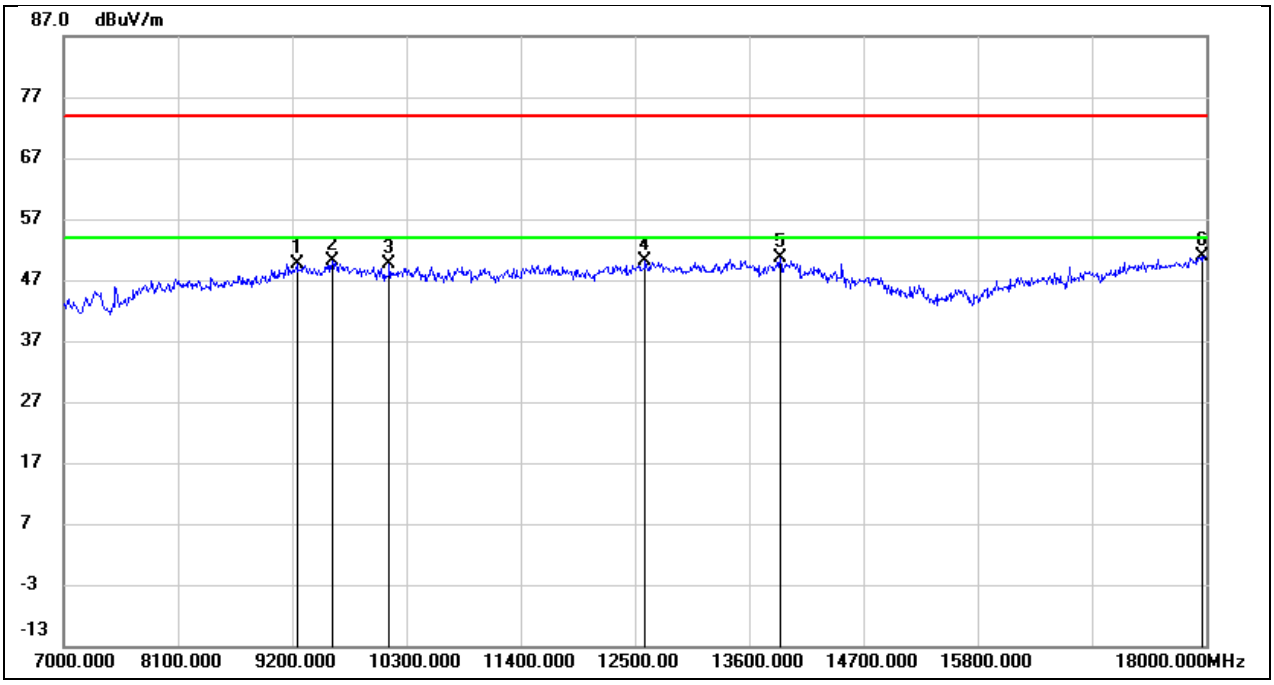

No.	Frequency (MHz)	Reading (dBuV)	Correct (dB/m)	Result (dBuV/m)	Limit (dBuV/m)	Margin (dB)	Remark
1	9244.000	37.91	11.71	49.62	74.00	-24.38	peak
2	9585.000	36.80	13.38	50.18	74.00	-23.82	peak
3	10135.000	36.49	13.23	49.72	74.00	-24.28	peak
4	12599.000	30.87	19.16	50.03	74.00	-23.97	peak
5	13897.000	27.46	23.19	50.65	74.00	-23.35	peak
6	17967.000	21.61	29.26	50.87	74.00	-23.13	peak

This report shall not be reproduced except in full, without the written approval of UL Verification Services (Guangzhou) Co., Ltd, Song Shan Lake Branch.

Test Mode:	802.11n HT40	Frequency(MHz):	5310
Polarity:	Vertical	Test Voltage:	DC 12V

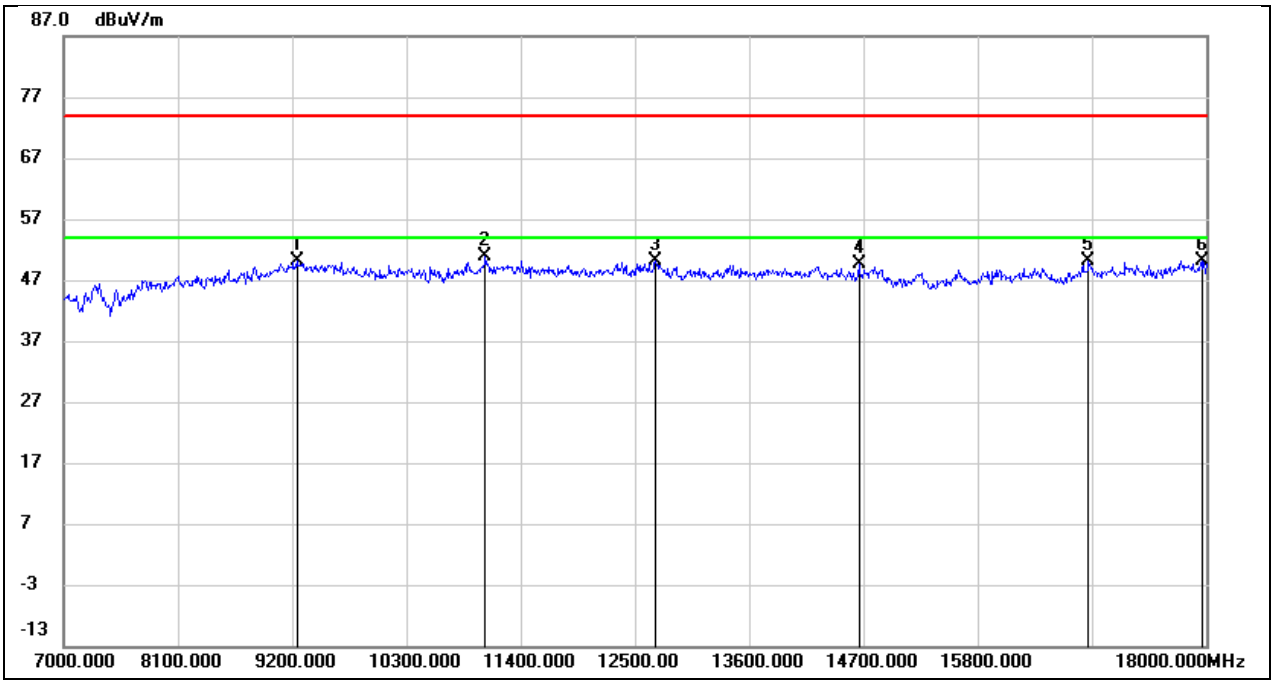

No.	Frequency (MHz)	Reading (dBuV)	Correct (dB/m)	Result (dBuV/m)	Limit (dBuV/m)	Margin (dB)	Remark
1	9244.000	38.21	11.92	50.13	74.00	-23.87	peak
2	11059.000	36.33	14.51	50.84	74.00	-23.16	peak
3	12698.000	31.61	18.54	50.15	74.00	-23.85	peak
4	14656.000	28.83	20.78	49.61	74.00	-24.39	peak
5	16867.000	25.84	24.17	50.01	74.00	-23.99	peak
6	17956.000	23.04	27.13	50.17	74.00	-23.83	peak

This report shall not be reproduced except in full, without the written approval of UL Verification Services (Guangzhou) Co., Ltd, Song Shan Lake Branch.

Test Mode:	802.11n HT40	Frequency(MHz):	5510
Polarity:	Horizontal	Test Voltage:	DC 12V

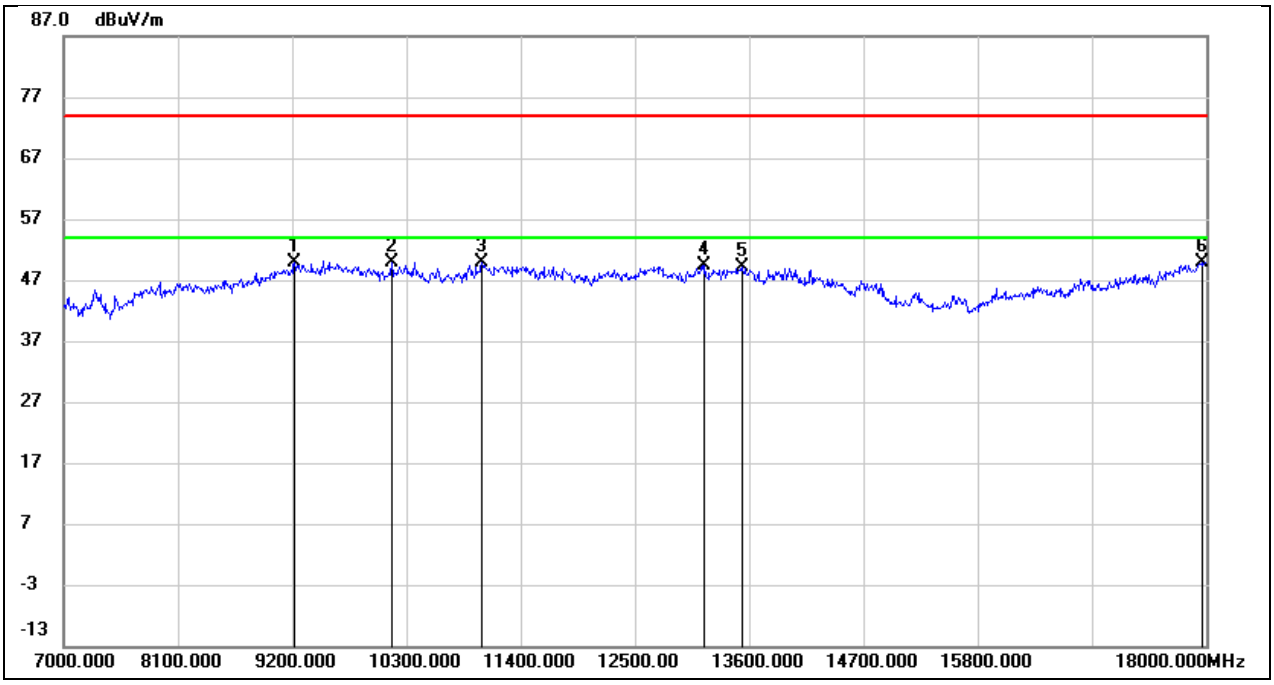

No.	Frequency (MHz)	Reading (dBuV)	Correct (dB/m)	Result (dBuV/m)	Limit (dBuV/m)	Margin (dB)	Remark
1	9222.000	38.22	11.64	49.86	74.00	-24.14	peak
2	10157.000	36.77	13.21	49.98	74.00	-24.02	peak
3	11026.000	34.73	15.21	49.94	74.00	-24.06	peak
4	13171.000	28.70	20.79	49.49	74.00	-24.51	peak
5	13534.000	26.99	22.10	49.09	74.00	-24.91	peak
6	17956.000	20.74	29.14	49.88	74.00	-24.12	peak

This report shall not be reproduced except in full, without the written approval of UL Verification Services (Guangzhou) Co., Ltd, Song Shan Lake Branch.

Test Mode:	802.11n HT40	Frequency(MHz):	5510
Polarity:	Vertical	Test Voltage:	DC 12V

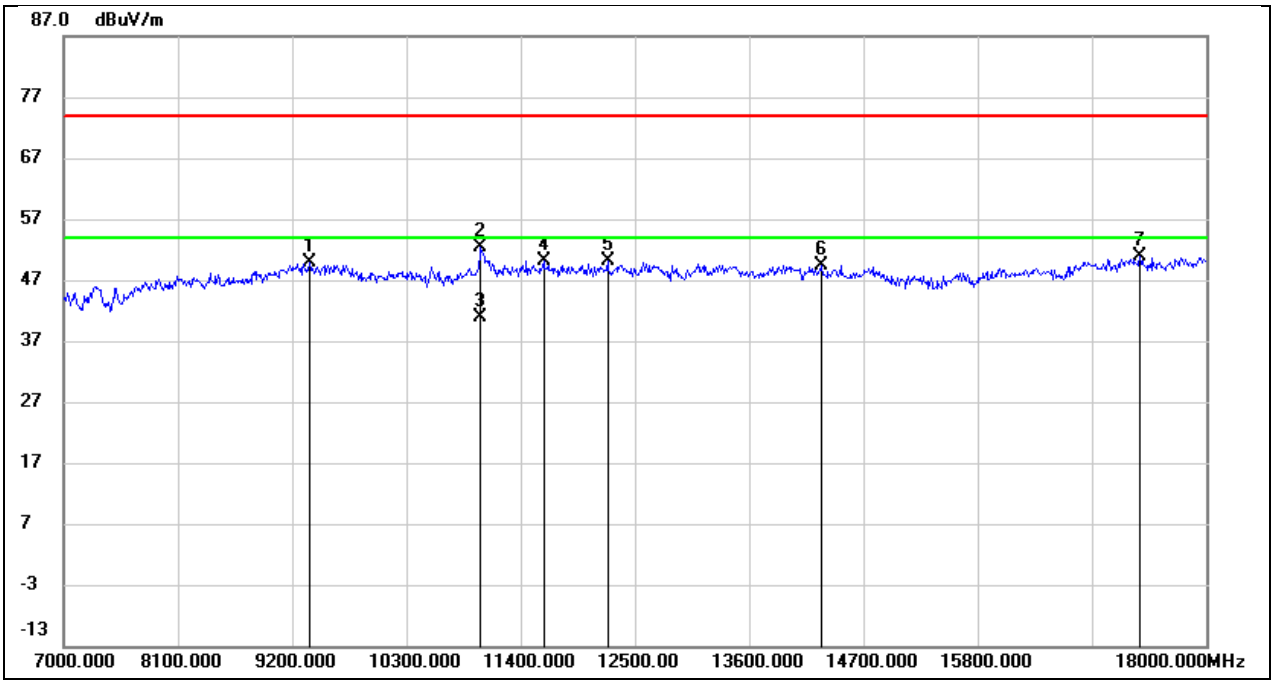

No.	Frequency (MHz)	Reading (dBuV)	Correct (dB/m)	Result (dBuV/m)	Limit (dBuV/m)	Margin (dB)	Remark
1	9365.000	37.63	12.20	49.83	74.00	-24.17	peak
2	11015.000	38.15	14.32	52.47	74.00	-21.53	peak
3	11015.000	26.53	14.32	40.85	54.00	-13.15	AVG
4	11620.000	33.53	16.68	50.21	74.00	-23.79	peak
5	12236.000	32.27	17.76	50.03	74.00	-23.97	peak
6	14293.000	27.97	21.37	49.34	74.00	-24.66	peak
7	17362.000	25.85	25.03	50.88	74.00	-23.12	peak

This report shall not be reproduced except in full, without the written approval of UL Verification Services (Guangzhou) Co., Ltd, Song Shan Lake Branch.

Test Mode:	802.11n HT40	Frequency(MHz):	5550
Polarity:	Horizontal	Test Voltage:	DC 12V

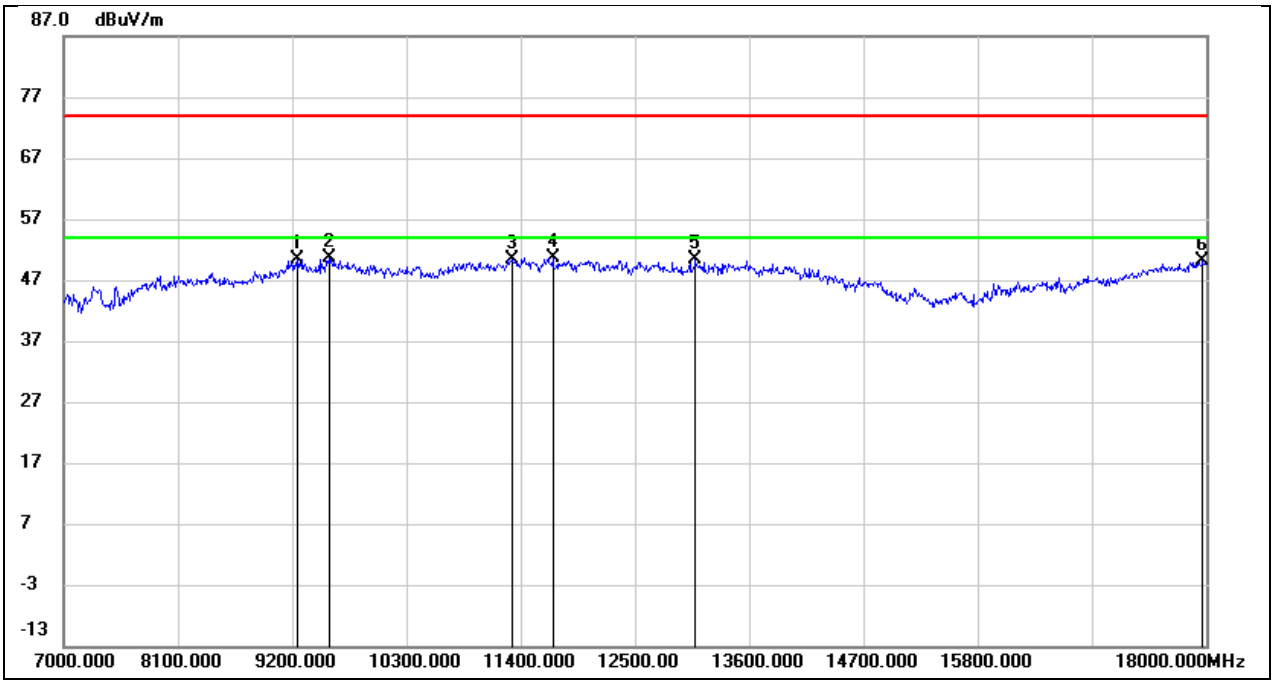

No.	Frequency (MHz)	Reading (dBuV)	Correct (dB/m)	Result (dBuV/m)	Limit (dBuV/m)	Margin (dB)	Remark
1	9255.000	38.76	11.74	50.50	74.00	-23.50	peak
2	9552.000	37.44	13.17	50.61	74.00	-23.39	peak
3	11312.000	33.51	16.83	50.34	74.00	-23.66	peak
4	11708.000	32.61	18.04	50.65	74.00	-23.35	peak
5	13083.000	29.93	20.41	50.34	74.00	-23.66	peak
6	17967.000	20.93	29.26	50.19	74.00	-23.81	peak

This report shall not be reproduced except in full, without the written approval of UL Verification Services (Guangzhou) Co., Ltd, Song Shan Lake Branch.

Test Mode:	802.11n HT40	Frequency(MHz):	5550
Polarity:	Vertical	Test Voltage:	DC 12V

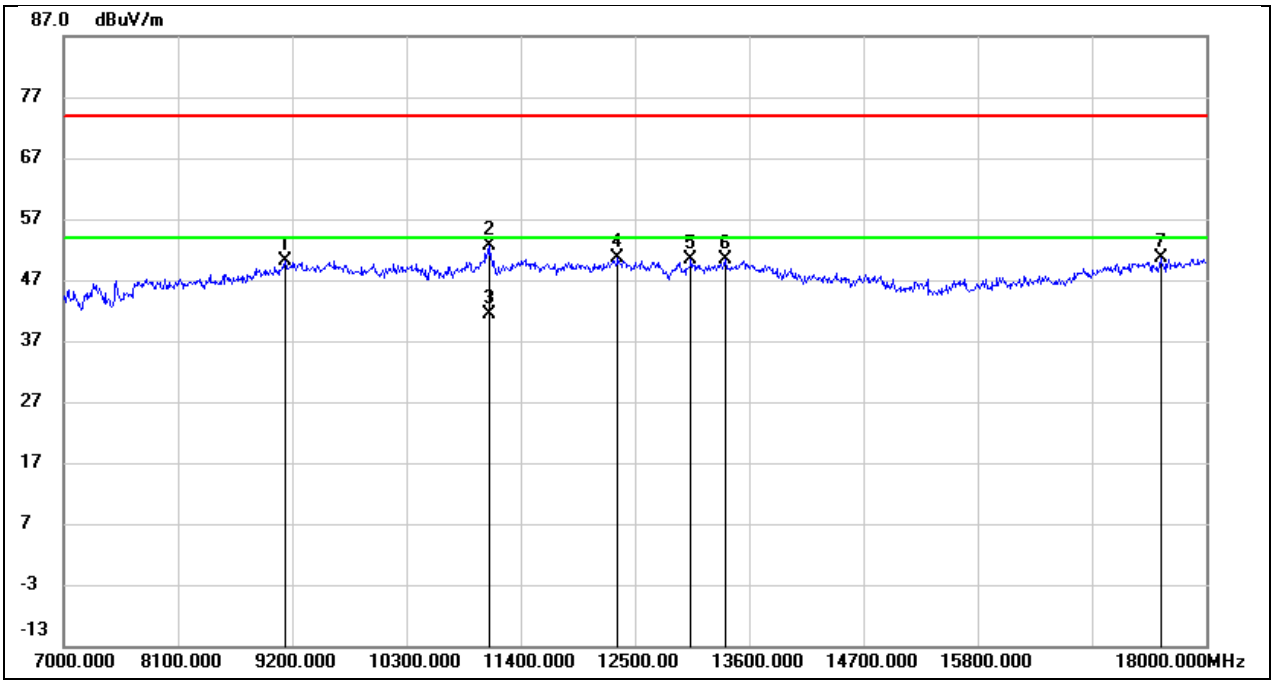

No.	Frequency (MHz)	Reading (dBuV)	Correct (dB/m)	Result (dBuV/m)	Limit (dBuV/m)	Margin (dB)	Remark
1	9134.000	38.57	11.55	50.12	74.00	-23.88	peak
2	11092.000	38.12	14.63	52.75	74.00	-21.25	peak
3	11092.000	26.67	14.63	41.30	54.00	-12.70	AVG
4	12335.000	32.59	17.93	50.52	74.00	-23.48	peak
5	13039.000	31.48	18.99	50.47	74.00	-23.53	peak
6	13369.000	30.37	19.95	50.32	74.00	-23.68	peak
7	17560.000	25.68	25.05	50.73	74.00	-23.27	peak

This report shall not be reproduced except in full, without the written approval of UL Verification Services (Guangzhou) Co., Ltd, Song Shan Lake Branch.

Test Mode:	802.11n HT40	Frequency(MHz):	5670
Polarity:	Horizontal	Test Voltage:	DC 12V

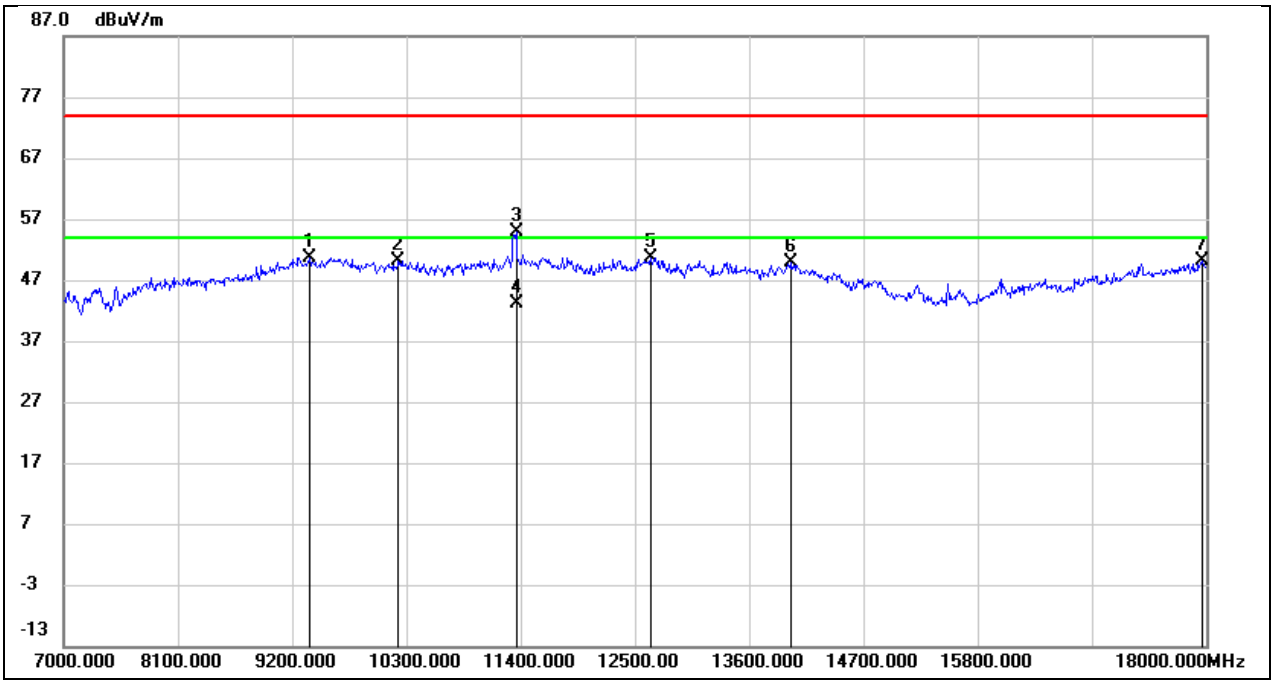

No.	Frequency (MHz)	Reading (dBuV)	Correct (dB/m)	Result (dBuV/m)	Limit (dBuV/m)	Margin (dB)	Remark
1	9365.000	38.64	12.09	50.73	74.00	-23.27	peak
2	10223.000	37.04	13.19	50.23	74.00	-23.77	peak
3	11356.000	37.71	17.10	54.81	74.00	-19.19	peak
4	11356.000	26.10	17.10	43.20	54.00	-10.80	AVG
5	12654.000	31.16	19.39	50.55	74.00	-23.45	peak
6	13996.000	26.17	23.59	49.76	74.00	-24.24	peak
7	17967.000	20.85	29.26	50.11	74.00	-23.89	peak

This report shall not be reproduced except in full, without the written approval of UL Verification Services (Guangzhou) Co., Ltd, Song Shan Lake Branch.

Test Mode:	802.11n HT40	Frequency(MHz):	5670
Polarity:	Vertical	Test Voltage:	DC 12V

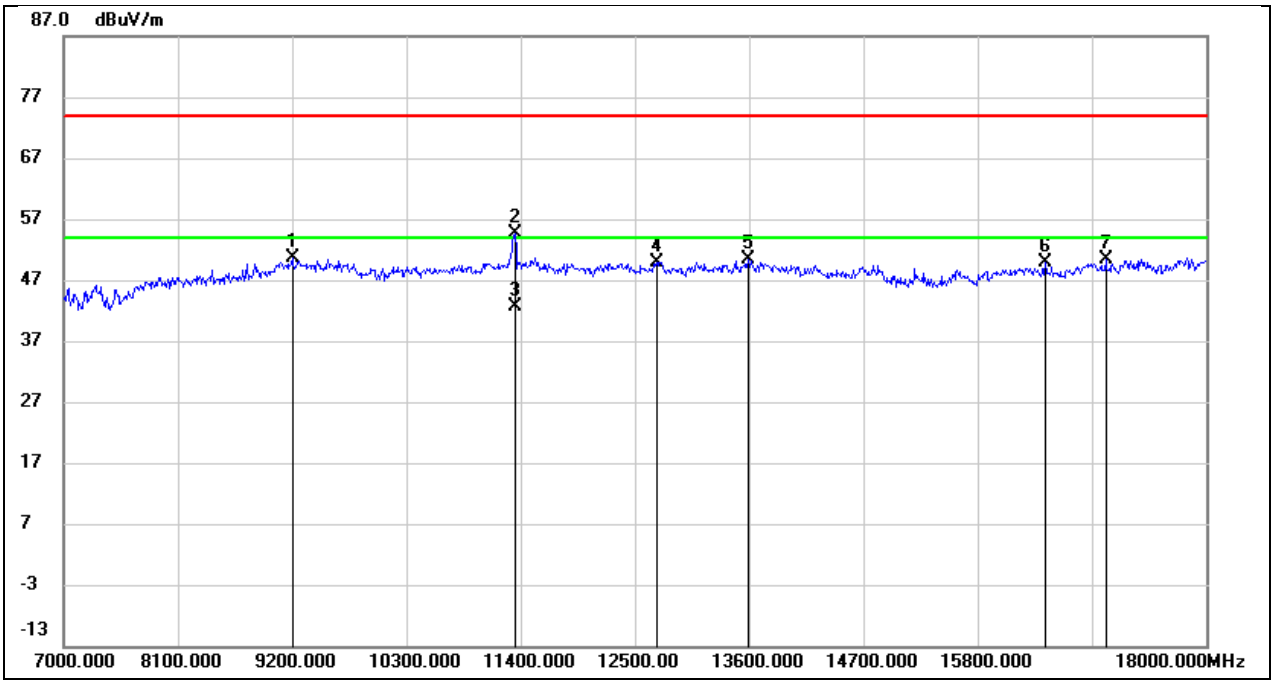

No.	Frequency (MHz)	Reading (dBuV)	Correct (dB/m)	Result (dBuV/m)	Limit (dBuV/m)	Margin (dB)	Remark
1	9200.000	38.77	11.80	50.57	74.00	-23.43	peak
2	11345.000	38.98	15.76	54.74	74.00	-19.26	peak
3	11345.000	26.84	15.76	42.60	54.00	-11.40	AVG
4	12709.000	31.37	18.58	49.95	74.00	-24.05	peak
5	13589.000	29.98	20.52	50.50	74.00	-23.50	peak
6	16449.000	26.22	23.60	49.82	74.00	-24.18	peak
7	17032.000	25.81	24.50	50.31	74.00	-23.69	peak

This report shall not be reproduced except in full, without the written approval of UL Verification Services (Guangzhou) Co., Ltd, Song Shan Lake Branch.

Test Mode:	802.11n HT40	Frequency(MHz):	5710
Polarity:	Horizontal	Test Voltage:	DC 12V

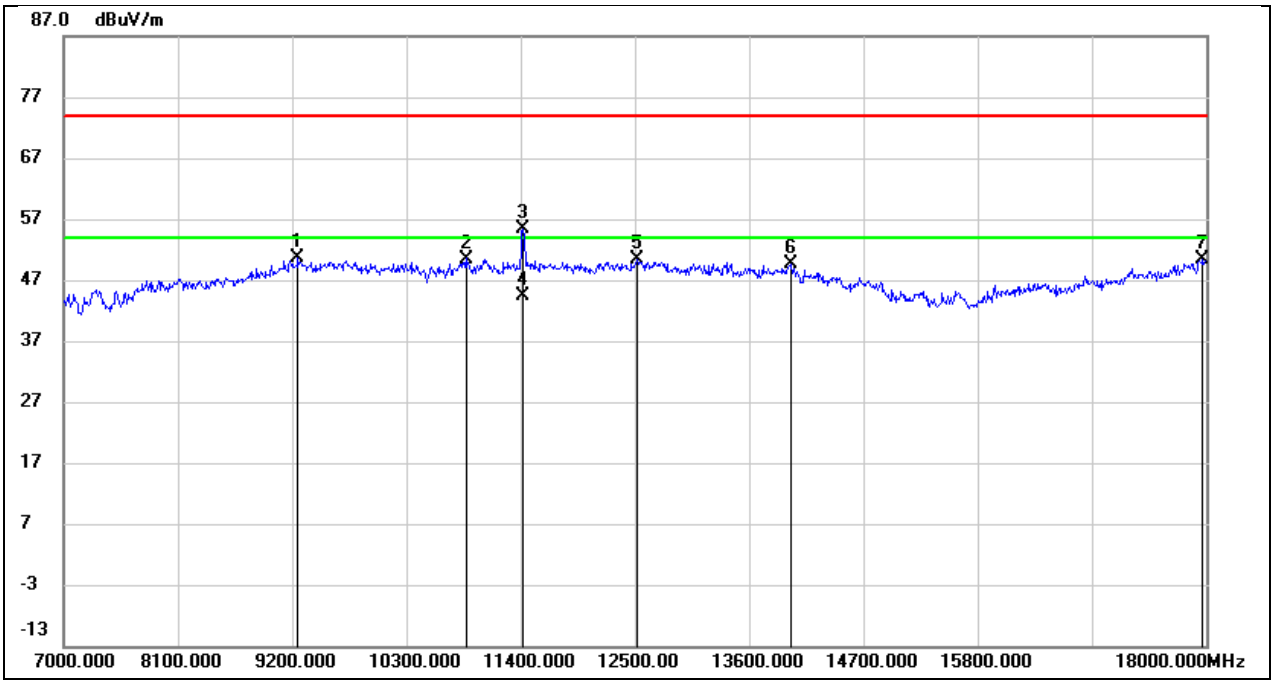

No.	Frequency (MHz)	Reading (dBuV)	Correct (dB/m)	Result (dBuV/m)	Limit (dBuV/m)	Margin (dB)	Remark
1	9255.000	38.86	11.74	50.60	74.00	-23.40	peak
2	10872.000	35.85	14.65	50.50	74.00	-23.50	peak
3	11422.000	37.86	17.46	55.32	74.00	-18.68	peak
4	11422.000	27.03	17.46	44.49	54.00	-9.51	AVG
5	12522.000	31.28	19.02	50.30	74.00	-23.70	peak
6	13996.000	25.92	23.59	49.51	74.00	-24.49	peak
7	17967.000	21.06	29.26	50.32	74.00	-23.68	peak

This report shall not be reproduced except in full, without the written approval of UL Verification Services (Guangzhou) Co., Ltd, Song Shan Lake Branch.

Test Mode:	802.11n HT40	Frequency(MHz):	5710
Polarity:	Vertical	Test Voltage:	DC 12V

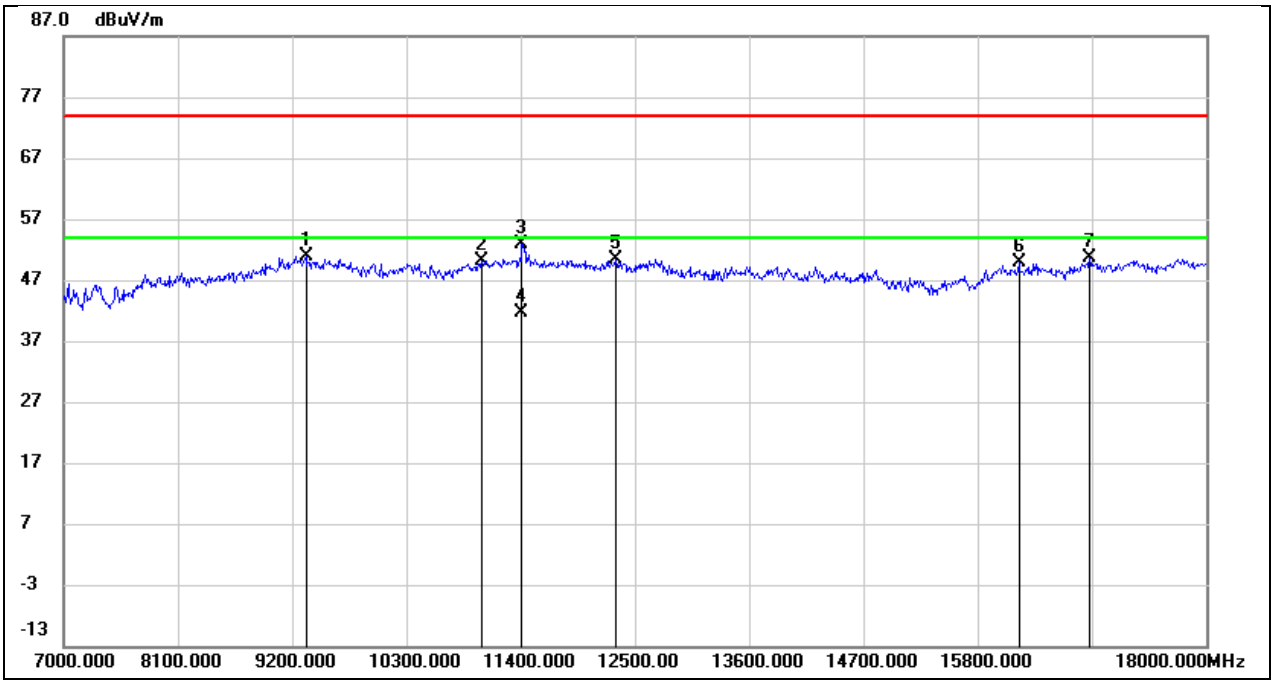

No.	Frequency (MHz)	Reading (dBuV)	Correct (dB/m)	Result (dBuV/m)	Limit (dBuV/m)	Margin (dB)	Remark
1	9332.000	38.72	12.13	50.85	74.00	-23.15	peak
2	11026.000	35.71	14.37	50.08	74.00	-23.92	peak
3	11411.000	36.90	16.04	52.94	74.00	-21.06	peak
4	11411.000	25.67	16.04	41.71	54.00	-12.29	AVG
5	12313.000	32.56	17.88	50.44	74.00	-23.56	peak
6	16196.000	25.66	24.13	49.79	74.00	-24.21	peak
7	16878.000	26.45	24.19	50.64	74.00	-23.36	peak

This report shall not be reproduced except in full, without the written approval of UL Verification Services (Guangzhou) Co., Ltd, Song Shan Lake Branch.

Test Mode:	802.11n HT40	Frequency(MHz):	5755
Polarity:	Horizontal	Test Voltage:	DC 12V

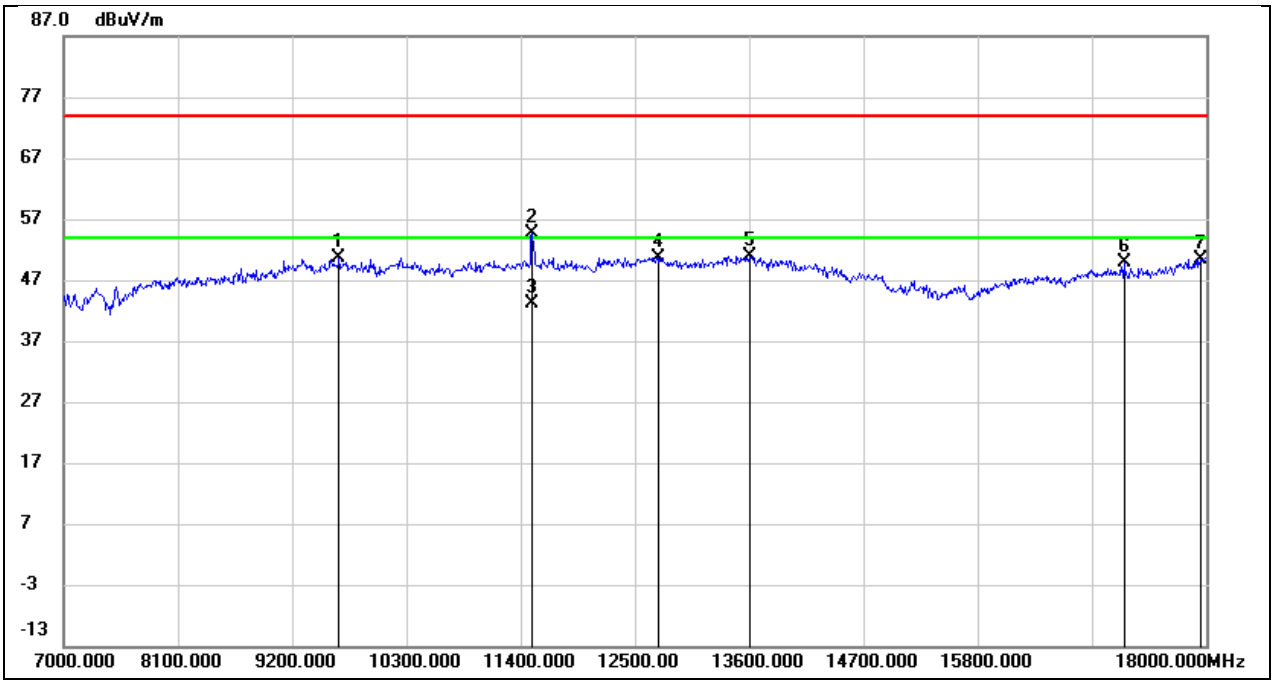

No.	Frequency (MHz)	Reading (dBuV)	Correct (dB/m)	Result (dBuV/m)	Limit (dBuV/m)	Margin (dB)	Remark
1	9651.000	37.06	13.55	50.61	74.00	-23.39	peak
2	11510.000	36.79	17.86	54.65	74.00	-19.35	peak
3	11510.000	25.26	17.86	43.12	54.00	-10.88	AVG
4	12731.000	31.04	19.70	50.74	74.00	-23.26	peak
5	13611.000	28.61	22.25	50.86	74.00	-23.14	peak
6	17208.000	26.02	23.92	49.94	74.00	-24.06	peak
7	17945.000	21.39	29.03	50.42	74.00	-23.58	peak

This report shall not be reproduced except in full, without the written approval of UL Verification Services (Guangzhou) Co., Ltd, Song Shan Lake Branch.

Test Mode:	802.11n HT40	Frequency(MHz):	5755
Polarity:	Vertical	Test Voltage:	DC 12V

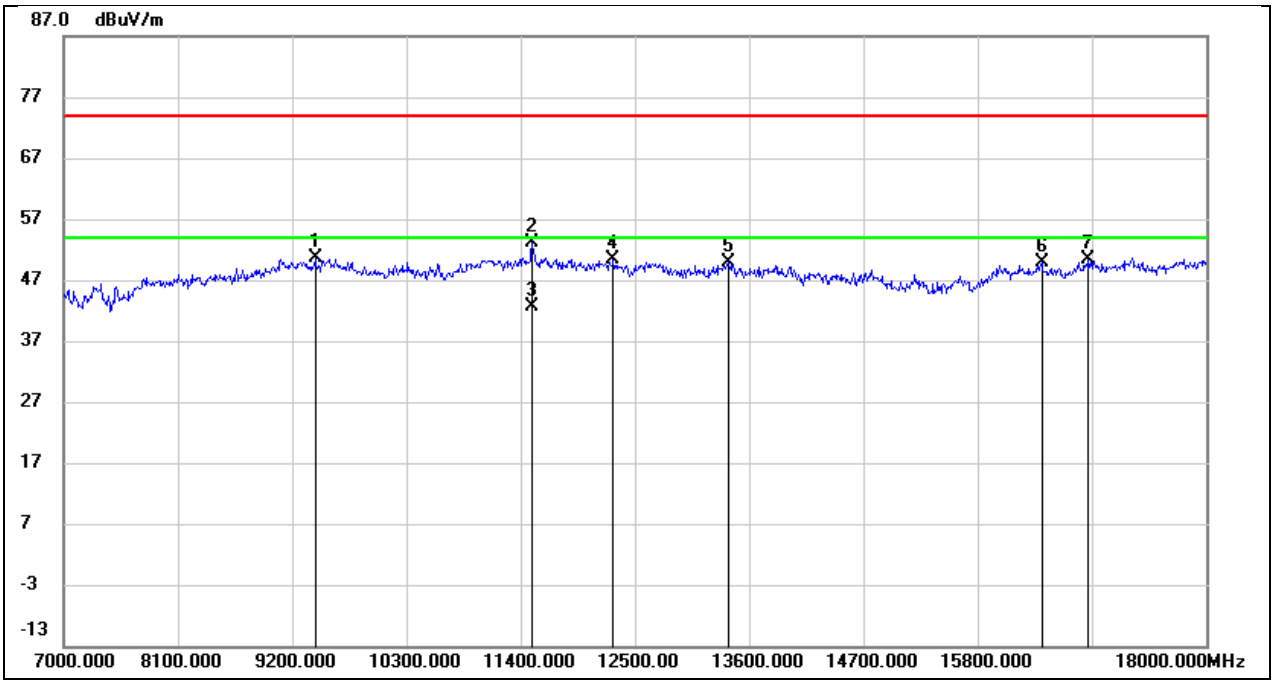

No.	Frequency (MHz)	Reading (dBuV)	Correct (dB/m)	Result (dBuV/m)	Limit (dBuV/m)	Margin (dB)	Remark
1	9420.000	38.28	12.41	50.69	74.00	-23.31	peak
2	11510.000	36.65	16.37	53.02	74.00	-20.98	peak
3	11510.000	26.25	16.37	42.62	54.00	-11.38	AVG
4	12291.000	32.41	17.85	50.26	74.00	-23.74	peak
5	13402.000	29.91	20.04	49.95	74.00	-24.05	peak
6	16416.000	26.20	23.60	49.80	74.00	-24.20	peak
7	16867.000	26.25	24.17	50.42	74.00	-23.58	peak

This report shall not be reproduced except in full, without the written approval of UL Verification Services (Guangzhou) Co., Ltd, Song Shan Lake Branch.

Test Mode:	802.11n HT40	Frequency(MHz):	5795
Polarity:	Horizontal	Test Voltage:	DC 12V

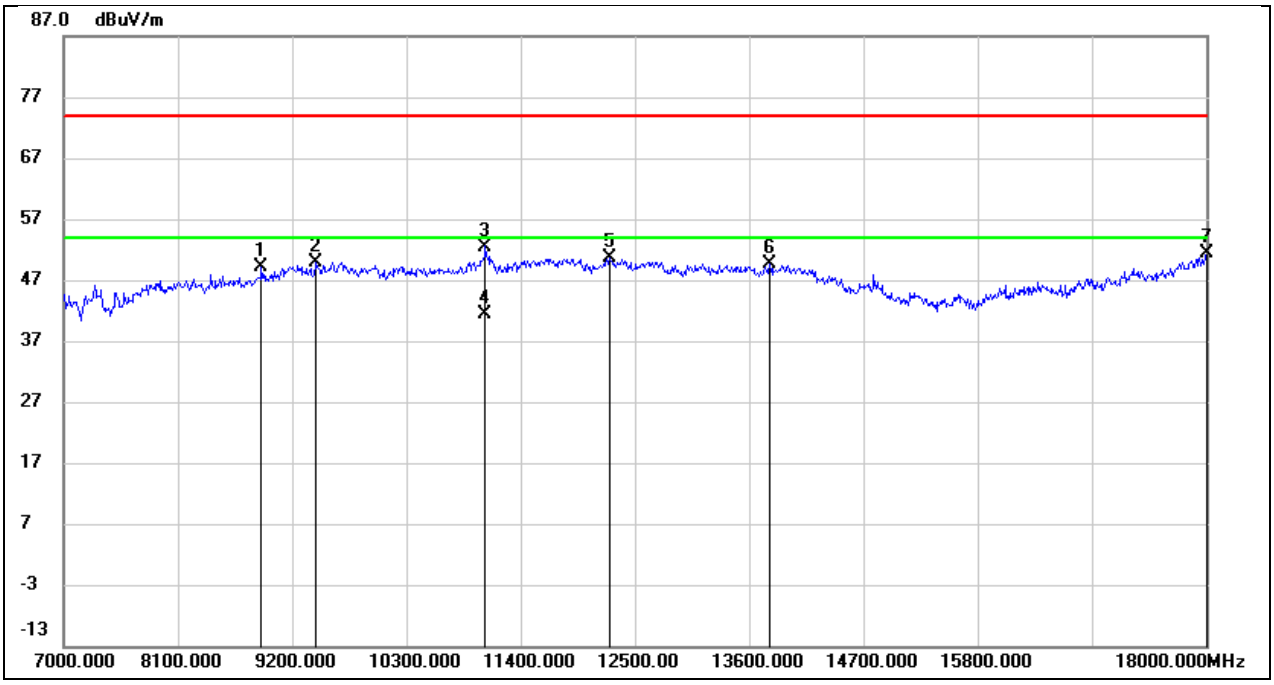

No.	Frequency (MHz)	Reading (dBuV)	Correct (dB/m)	Result (dBuV/m)	Limit (dBuV/m)	Margin (dB)	Remark
1	8903.000	38.95	10.17	49.12	74.00	-24.88	peak
2	9431.000	37.50	12.41	49.91	74.00	-24.09	peak
3	11059.000	37.11	15.39	52.50	74.00	-21.50	peak
4	11059.000	25.94	15.39	41.33	54.00	-12.67	AVG
5	12258.000	31.75	18.79	50.54	74.00	-23.46	peak
6	13798.000	26.77	22.79	49.56	74.00	-24.44	peak
7	18000.000	21.75	29.61	51.36	74.00	-22.64	peak

This report shall not be reproduced except in full, without the written approval of UL Verification Services (Guangzhou) Co., Ltd, Song Shan Lake Branch.

Test Mode:	802.11n HT40	Frequency(MHz):	5795
Polarity:	Vertical	Test Voltage:	DC 12V

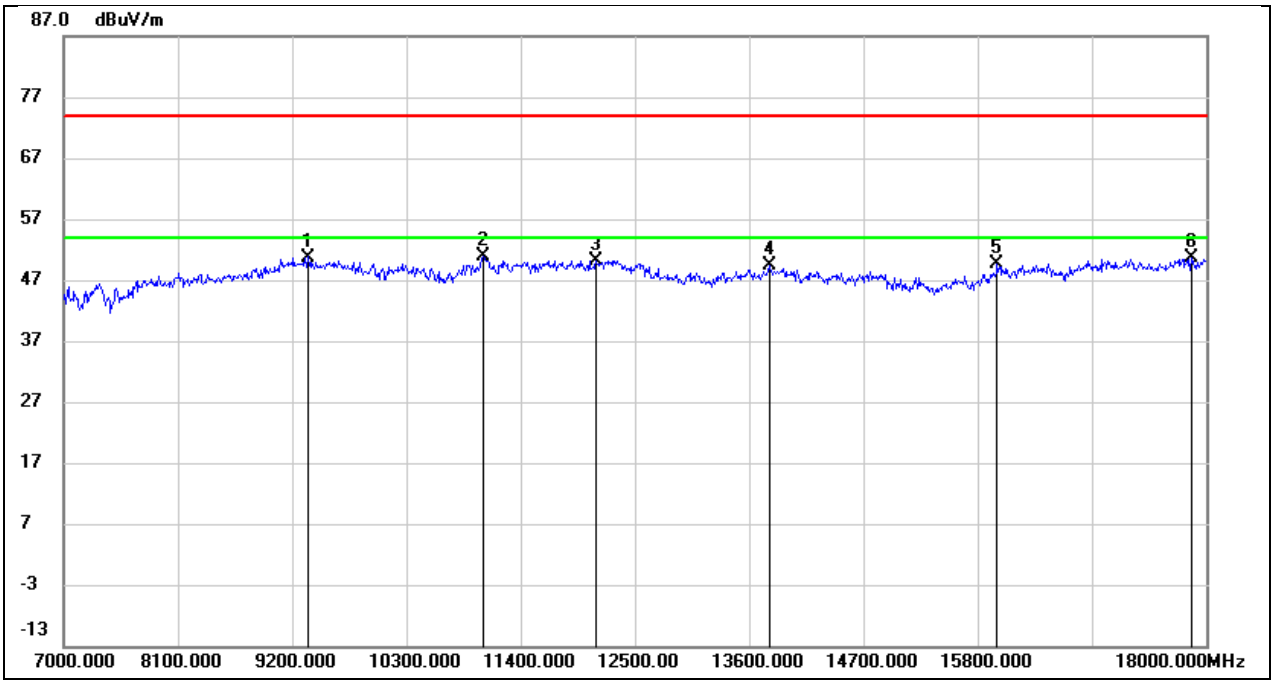

No.	Frequency (MHz)	Reading (dBuV)	Correct (dB/m)	Result (dBuV/m)	Limit (dBuV/m)	Margin (dB)	Remark
1	9354.000	38.58	12.17	50.75	74.00	-23.25	peak
2	11037.000	36.43	14.42	50.85	74.00	-23.15	peak
3	12126.000	32.63	17.59	50.22	74.00	-23.78	peak
4	13798.000	28.12	21.15	49.27	74.00	-24.73	peak
5	15987.000	26.78	22.78	49.56	74.00	-24.44	peak
6	17857.000	24.09	26.51	50.60	74.00	-23.40	peak

This report shall not be reproduced except in full, without the written approval of UL Verification Services (Guangzhou) Co., Ltd, Song Shan Lake Branch.

Test Mode:	802.11ac VHT80	Frequency(MHz):	5210
Polarity:	Horizontal	Test Voltage:	DC 12V

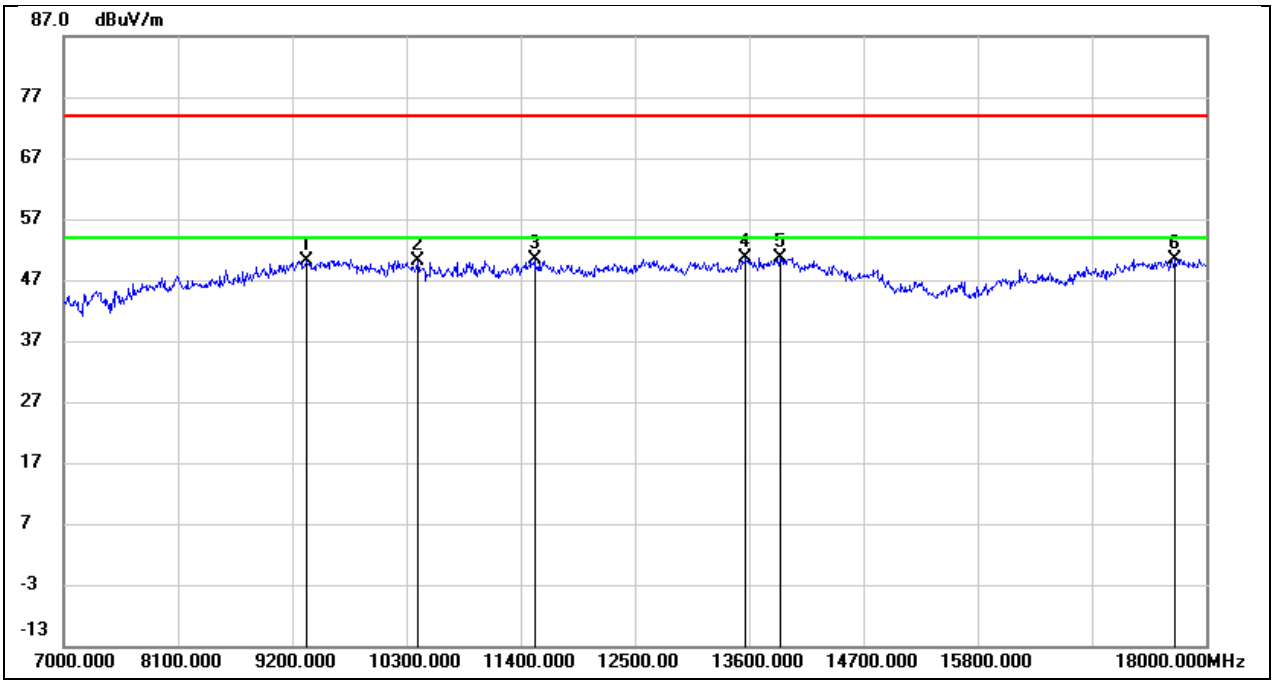

No.	Frequency (MHz)	Reading (dBuV)	Correct (dB/m)	Result (dBuV/m)	Limit (dBuV/m)	Margin (dB)	Remark
1	9332.000	38.19	11.99	50.18	74.00	-23.82	peak
2	10410.000	36.79	13.38	50.17	74.00	-23.83	peak
3	11532.000	32.44	17.92	50.36	74.00	-23.64	peak
4	13567.000	28.43	22.16	50.59	74.00	-23.41	peak
5	13897.000	27.43	23.19	50.62	74.00	-23.38	peak
6	17692.000	23.86	26.44	50.30	74.00	-23.70	peak

This report shall not be reproduced except in full, without the written approval of UL Verification Services (Guangzhou) Co., Ltd, Song Shan Lake Branch.

Test Mode:	802.11ac VHT80	Frequency(MHz):	5210
Polarity:	Vertical	Test Voltage:	DC 12V

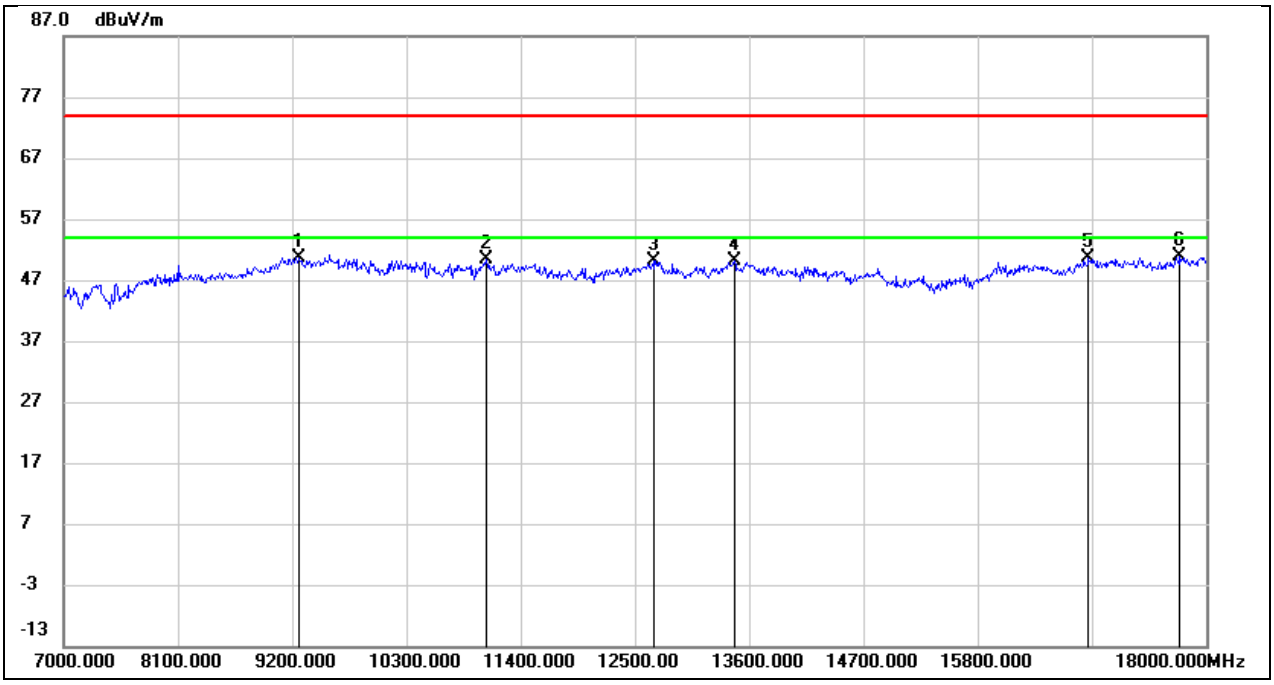

No.	Frequency (MHz)	Reading (dBuV)	Correct (dB/m)	Result (dBuV/m)	Limit (dBuV/m)	Margin (dB)	Remark
1	9266.000	38.59	11.96	50.55	74.00	-23.45	peak
2	11070.000	35.82	14.55	50.37	74.00	-23.63	peak
3	12676.000	31.57	18.47	50.04	74.00	-23.96	peak
4	13457.000	29.88	20.21	50.09	74.00	-23.91	peak
5	16867.000	26.43	24.17	50.60	74.00	-23.40	peak
6	17747.000	25.03	25.89	50.92	74.00	-23.08	peak

This report shall not be reproduced except in full, without the written approval of UL Verification Services (Guangzhou) Co., Ltd, Song Shan Lake Branch.

Test Mode:	802.11ac VHT80	Frequency(MHz):	5290
Polarity:	Horizontal	Test Voltage:	DC 12V

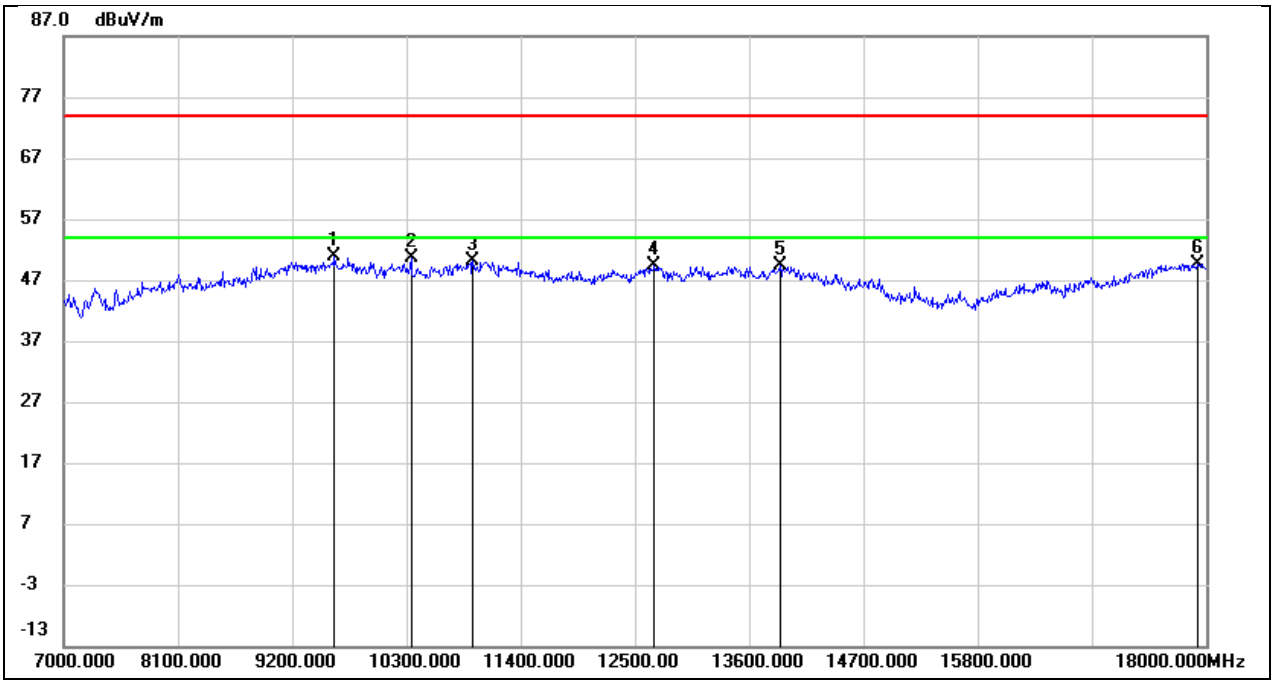

No.	Frequency (MHz)	Reading (dBuV)	Correct (dB/m)	Result (dBuV/m)	Limit (dBuV/m)	Margin (dB)	Remark
1	9607.000	37.28	13.48	50.76	74.00	-23.24	peak
2	10344.000	37.22	13.30	50.52	74.00	-23.48	peak
3	10938.000	35.31	14.86	50.17	74.00	-23.83	peak
4	12687.000	29.93	19.52	49.45	74.00	-24.55	peak
5	13897.000	26.31	23.19	49.50	74.00	-24.50	peak
6	17912.000	21.01	28.68	49.69	74.00	-24.31	peak

This report shall not be reproduced except in full, without the written approval of UL Verification Services (Guangzhou) Co., Ltd, Song Shan Lake Branch.

Test Mode:	802.11ac VHT80	Frequency(MHz):	5290
Polarity:	Vertical	Test Voltage:	DC 12V

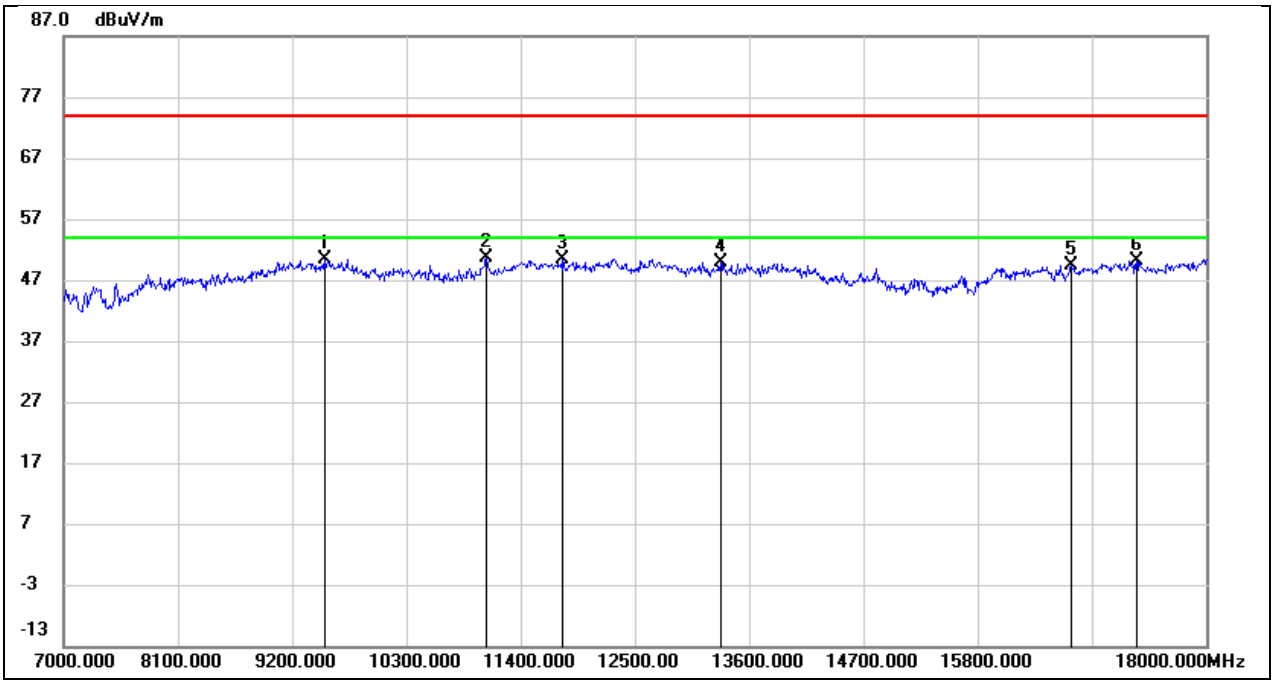

No.	Frequency (MHz)	Reading (dBuV)	Correct (dB/m)	Result (dBuV/m)	Limit (dBuV/m)	Margin (dB)	Remark
1	9508.000	37.40	12.90	50.30	74.00	-23.70	peak
2	11070.000	36.00	14.55	50.55	74.00	-23.45	peak
3	11807.000	33.66	16.75	50.41	74.00	-23.59	peak
4	13325.000	29.95	19.84	49.79	74.00	-24.21	peak
5	16702.000	25.52	23.79	49.31	74.00	-24.69	peak
6	17329.000	25.25	25.00	50.25	74.00	-23.75	peak

This report shall not be reproduced except in full, without the written approval of UL Verification Services (Guangzhou) Co., Ltd, Song Shan Lake Branch.

Test Mode:	802.11ac VHT80	Frequency(MHz):	5530
Polarity:	Horizontal	Test Voltage:	DC 12V

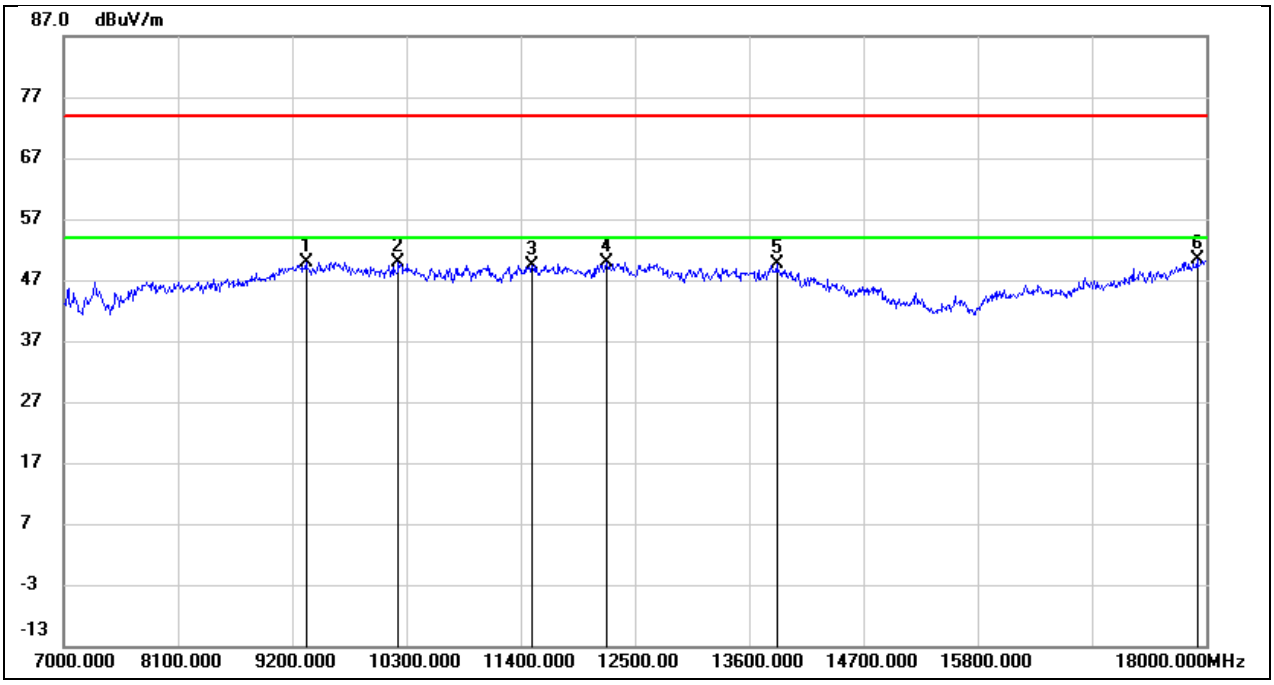

No.	Frequency (MHz)	Reading (dBuV)	Correct (dB/m)	Result (dBuV/m)	Limit (dBuV/m)	Margin (dB)	Remark
1	9332.000	37.78	11.99	49.77	74.00	-24.23	peak
2	10223.000	36.57	13.19	49.76	74.00	-24.24	peak
3	11510.000	31.50	17.86	49.36	74.00	-24.64	peak
4	12225.000	31.04	18.74	49.78	74.00	-24.22	peak
5	13864.000	26.57	23.06	49.63	74.00	-24.37	peak
6	17912.000	21.58	28.68	50.26	74.00	-23.74	peak

This report shall not be reproduced except in full, without the written approval of UL Verification Services (Guangzhou) Co., Ltd, Song Shan Lake Branch.

Test Mode:	802.11ac VHT80	Frequency(MHz):	5530
Polarity:	Vertical	Test Voltage:	DC 12V

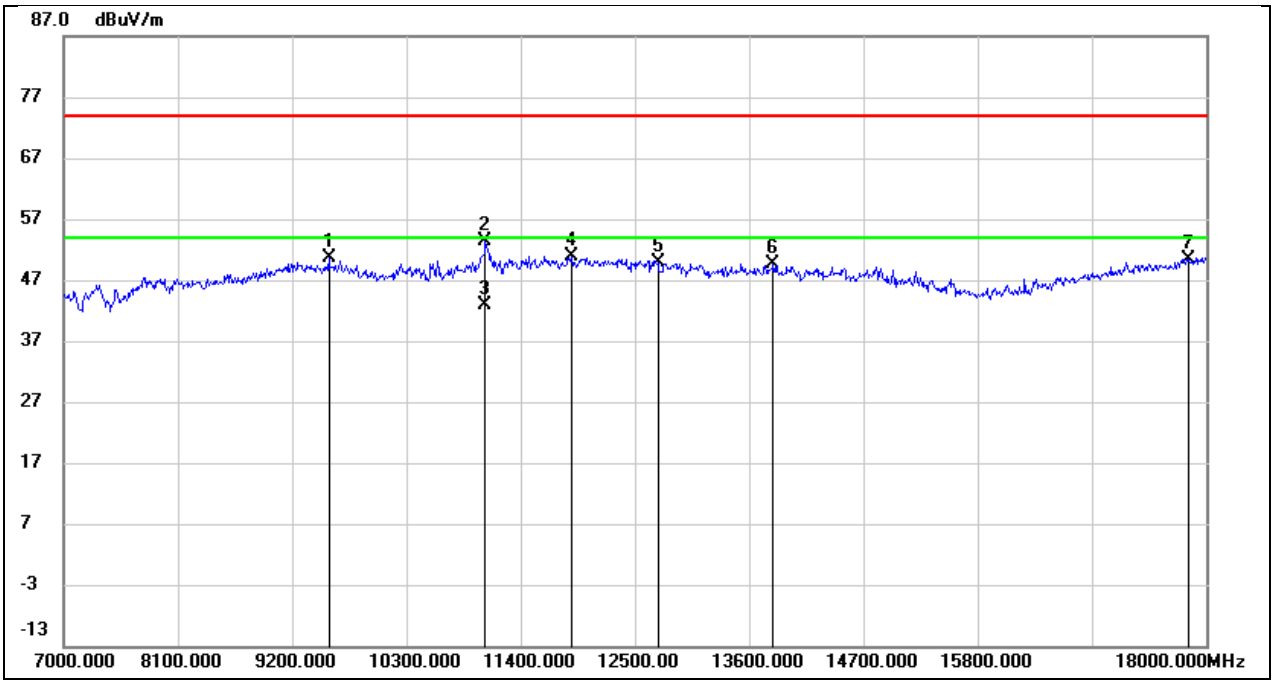

No.	Frequency (MHz)	Reading (dBuV)	Correct (dB/m)	Result (dBuV/m)	Limit (dBuV/m)	Margin (dB)	Remark
1	9552.000	37.56	13.10	50.66	74.00	-23.34	peak
2	11059.000	38.92	14.51	53.43	74.00	-20.57	peak
3	11059.000	28.44	14.51	42.95	54.00	-11.05	AVG
4	11895.000	33.86	17.05	50.91	74.00	-23.09	peak
5	12720.000	31.19	18.62	49.81	74.00	-24.19	peak
6	13831.000	28.32	21.30	49.62	74.00	-24.38	peak
7	17835.000	24.11	26.38	50.49	74.00	-23.51	peak

This report shall not be reproduced except in full, without the written approval of UL Verification Services (Guangzhou) Co., Ltd, Song Shan Lake Branch.

Test Mode:	802.11ac VHT80	Frequency(MHz):	5610
Polarity:	Horizontal	Test Voltage:	DC 12V

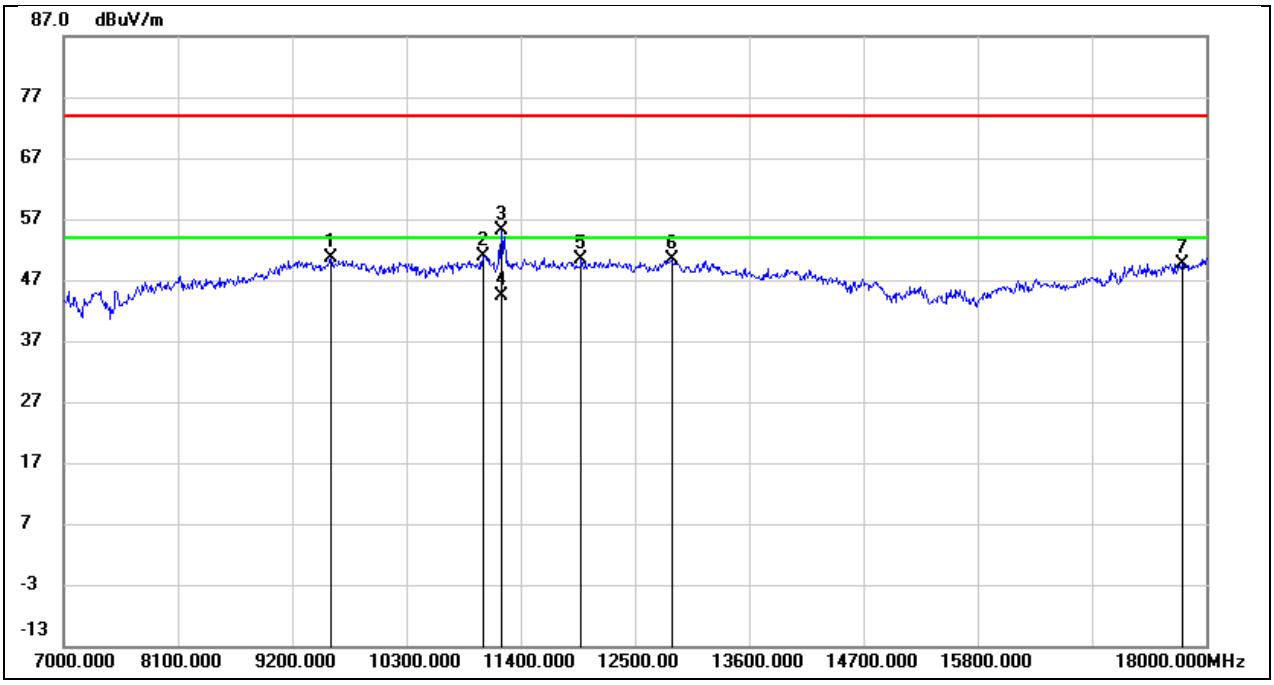

No.	Frequency (MHz)	Reading (dBuV)	Correct (dB/m)	Result (dBuV/m)	Limit (dBuV/m)	Margin (dB)	Remark
1	9574.000	37.27	13.31	50.58	74.00	-23.42	peak
2	11037.000	35.68	15.27	50.95	74.00	-23.05	peak
3	11213.000	38.92	16.24	55.16	74.00	-18.84	peak
4	11213.000	28.11	16.24	44.35	54.00	-9.65	AVG
5	11983.000	31.82	18.46	50.28	74.00	-23.72	peak
6	12852.000	30.33	20.00	50.33	74.00	-23.67	peak
7	17769.000	22.54	27.18	49.72	74.00	-24.28	peak

This report shall not be reproduced except in full, without the written approval of UL Verification Services (Guangzhou) Co., Ltd, Song Shan Lake Branch.

Test Mode:	802.11ac VHT80	Frequency(MHz):	5610
Polarity:	Vertical	Test Voltage:	DC 12V

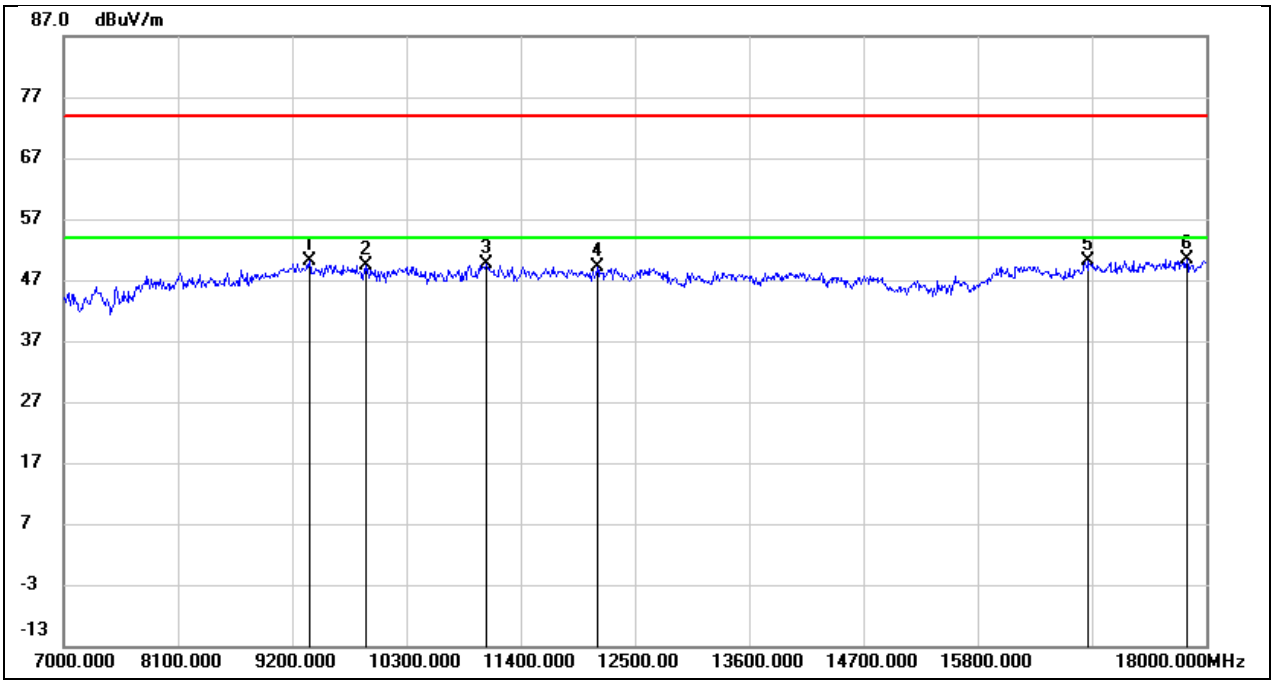

No.	Frequency (MHz)	Reading (dBuV)	Correct (dB/m)	Result (dBuV/m)	Limit (dBuV/m)	Margin (dB)	Remark
1	9365.000	37.92	12.20	50.12	74.00	-23.88	peak
2	9915.000	36.46	12.95	49.41	74.00	-24.59	peak
3	11070.000	34.98	14.55	49.53	74.00	-24.47	peak
4	12137.000	31.58	17.60	49.18	74.00	-24.82	peak
5	16867.000	25.98	24.17	50.15	74.00	-23.85	peak
6	17813.000	24.20	26.24	50.44	74.00	-23.56	peak

This report shall not be reproduced except in full, without the written approval of UL Verification Services (Guangzhou) Co., Ltd, Song Shan Lake Branch.

Test Mode:	802.11ac VHT80	Frequency(MHz):	5690
Polarity:	Horizontal	Test Voltage:	DC 12V

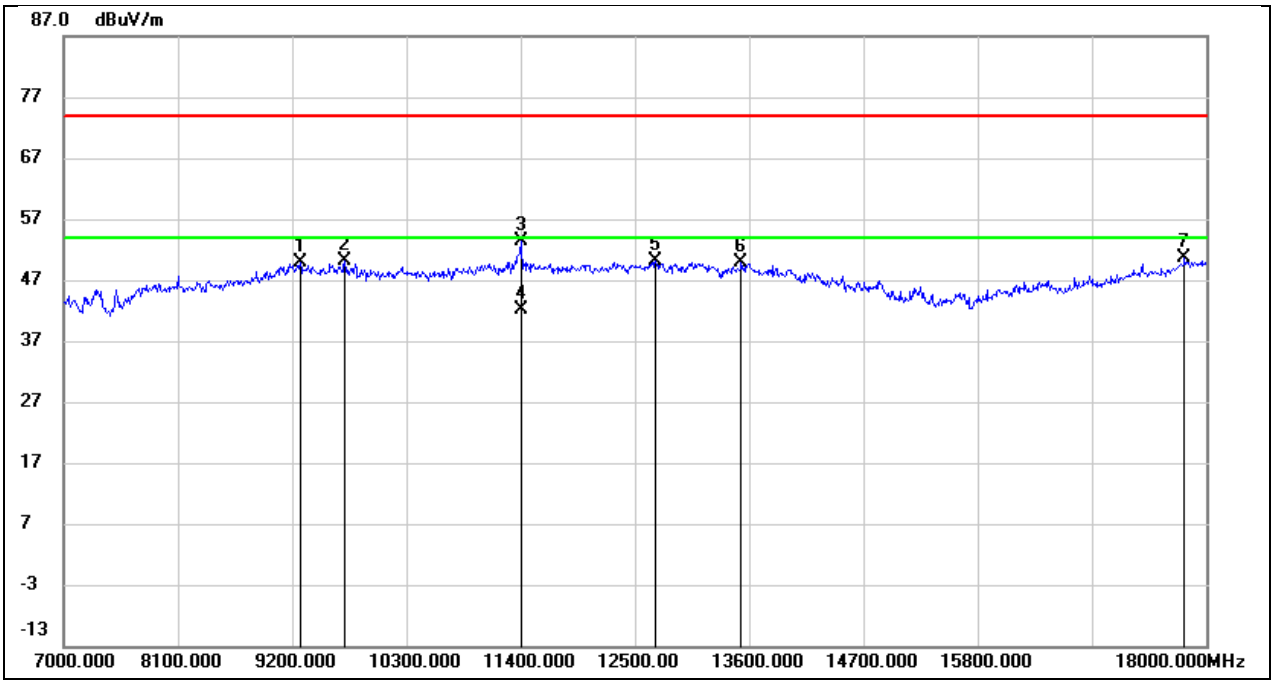

No.	Frequency (MHz)	Reading (dBuV)	Correct (dB/m)	Result (dBuV/m)	Limit (dBuV/m)	Margin (dB)	Remark
1	9277.000	38.02	11.81	49.83	74.00	-24.17	peak
2	9706.000	36.38	13.65	50.03	74.00	-23.97	peak
3	11400.000	35.96	17.36	53.32	74.00	-20.68	peak
4	11400.000	24.78	17.36	42.14	54.00	-11.86	AVG
5	12698.000	30.49	19.56	50.05	74.00	-23.95	peak
6	13523.000	27.75	22.08	49.83	74.00	-24.17	peak
7	17791.000	23.14	27.39	50.53	74.00	-23.47	peak

This report shall not be reproduced except in full, without the written approval of UL Verification Services (Guangzhou) Co., Ltd, Song Shan Lake Branch.

Test Mode:	802.11ac VHT80	Frequency(MHz):	5690
Polarity:	Vertical	Test Voltage:	DC 12V

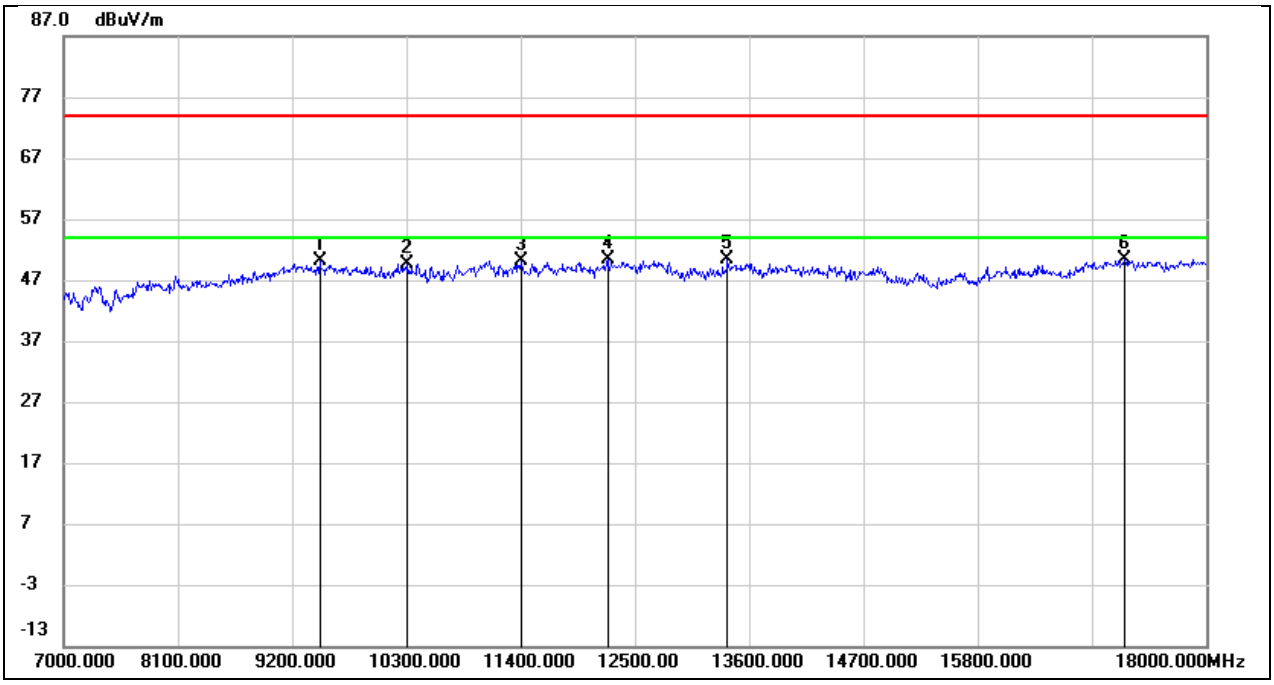

No.	Frequency (MHz)	Reading (dBuV)	Correct (dB/m)	Result (dBuV/m)	Limit (dBuV/m)	Margin (dB)	Remark
1	9464.000	37.37	12.65	50.02	74.00	-23.98	peak
2	10311.000	36.75	12.89	49.64	74.00	-24.36	peak
3	11400.000	34.21	16.00	50.21	74.00	-23.79	peak
4	12236.000	32.63	17.76	50.39	74.00	-23.61	peak
5	13391.000	30.35	20.02	50.37	74.00	-23.63	peak
6	17219.000	25.41	24.92	50.33	74.00	-23.67	peak

This report shall not be reproduced except in full, without the written approval of UL Verification Services (Guangzhou) Co., Ltd, Song Shan Lake Branch.

Test Mode:	802.11ac VHT80	Frequency(MHz):	5775
Polarity:	Horizontal	Test Voltage:	DC 12V

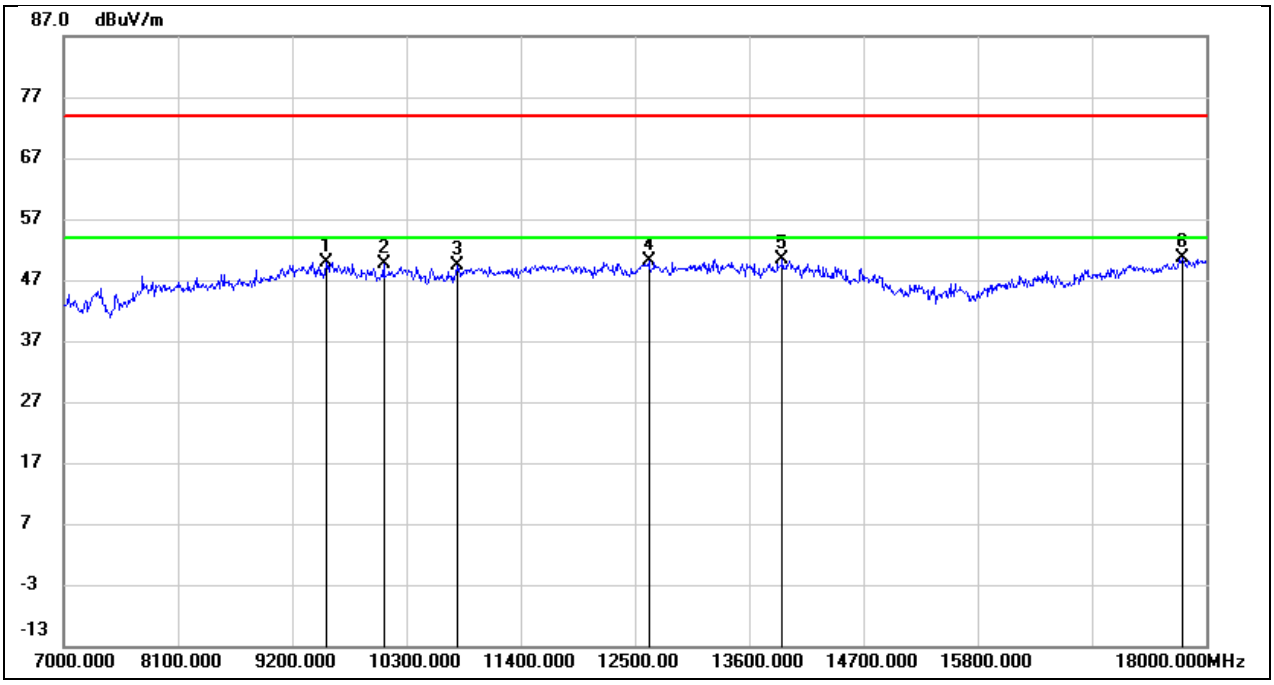

No.	Frequency (MHz)	Reading (dBuV)	Correct (dB/m)	Result (dBuV/m)	Limit (dBuV/m)	Margin (dB)	Remark
1	9530.000	36.95	13.04	49.99	74.00	-24.01	peak
2	10080.000	36.39	13.28	49.67	74.00	-24.33	peak
3	10784.000	34.92	14.37	49.29	74.00	-24.71	peak
4	12632.000	30.87	19.29	50.16	74.00	-23.84	peak
5	13919.000	27.00	23.28	50.28	74.00	-23.72	peak
6	17769.000	23.40	27.18	50.58	74.00	-23.42	peak

This report shall not be reproduced except in full, without the written approval of UL Verification Services (Guangzhou) Co., Ltd, Song Shan Lake Branch.

Test Mode:	802.11ac VHT80	Frequency(MHz):	5775
Polarity:	Vertical	Test Voltage:	DC 12V

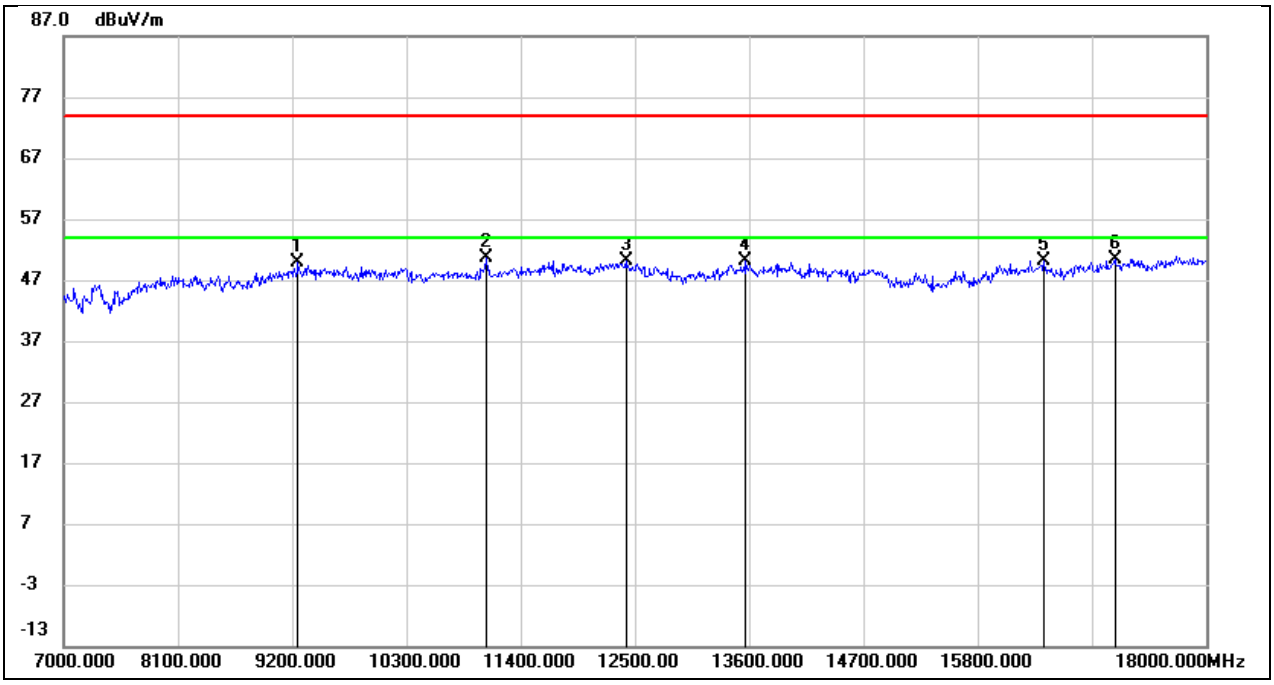

No.	Frequency (MHz)	Reading (dBuV)	Correct (dB/m)	Result (dBuV/m)	Limit (dBuV/m)	Margin (dB)	Remark
1	9255.000	37.91	11.93	49.84	74.00	-24.16	peak
2	11070.000	35.97	14.55	50.52	74.00	-23.48	peak
3	12412.000	32.00	18.04	50.04	74.00	-23.96	peak
4	13567.000	29.61	20.47	50.08	74.00	-23.92	peak
5	16438.000	26.58	23.60	50.18	74.00	-23.82	peak
6	17120.000	25.75	24.71	50.46	74.00	-23.54	peak

This report shall not be reproduced except in full, without the written approval of UL Verification Services (Guangzhou) Co., Ltd, Song Shan Lake Branch.

Test Mode:	802.11ax HE20	Frequency(MHz):	5180
Polarity:	Horizontal	Test Voltage:	DC 12V

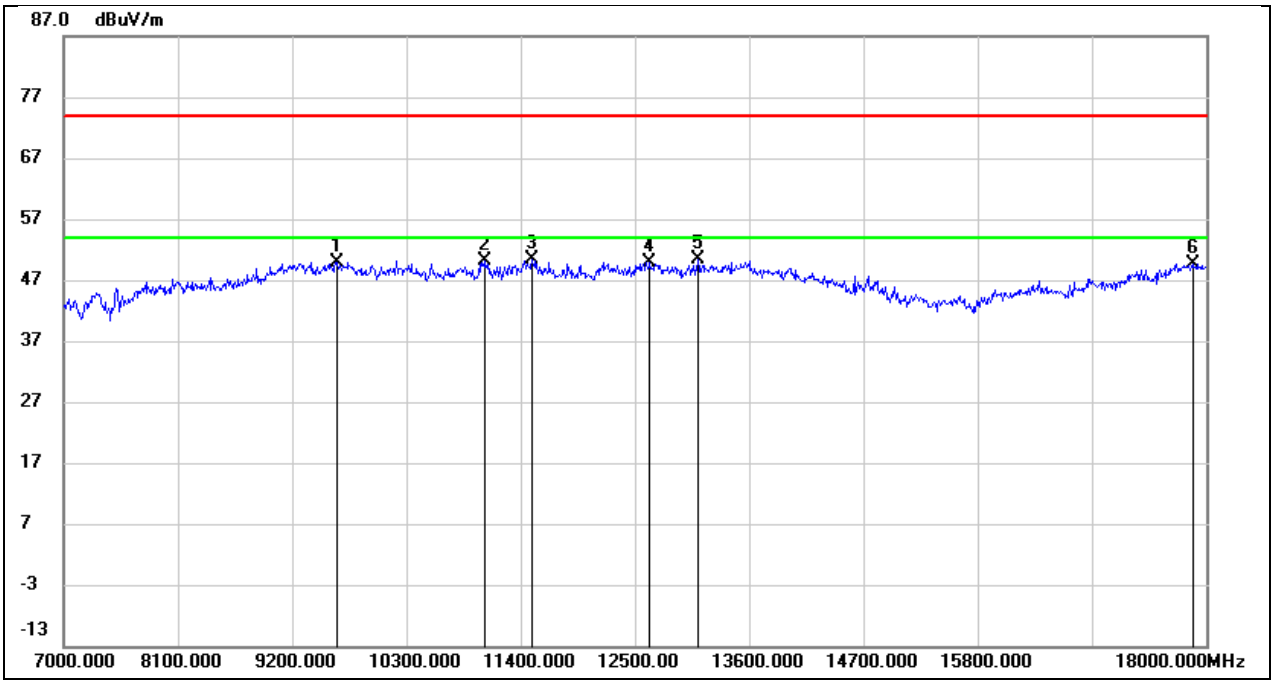

No.	Frequency (MHz)	Reading (dBuV)	Correct (dB/m)	Result (dBuV/m)	Limit (dBuV/m)	Margin (dB)	Remark
1	9629.000	36.40	13.51	49.91	74.00	-24.09	peak
2	11048.000	34.75	15.33	50.08	74.00	-23.92	peak
3	11510.000	32.52	17.86	50.38	74.00	-23.62	peak
4	12643.000	30.61	19.34	49.95	74.00	-24.05	peak
5	13105.000	29.97	20.50	50.47	74.00	-23.53	peak
6	17868.000	21.45	28.21	49.66	74.00	-24.34	peak

This report shall not be reproduced except in full, without the written approval of UL Verification Services (Guangzhou) Co., Ltd, Song Shan Lake Branch.

Test Mode:	802.11ax HE20	Frequency(MHz):	5180
Polarity:	Vertical	Test Voltage:	DC 12V

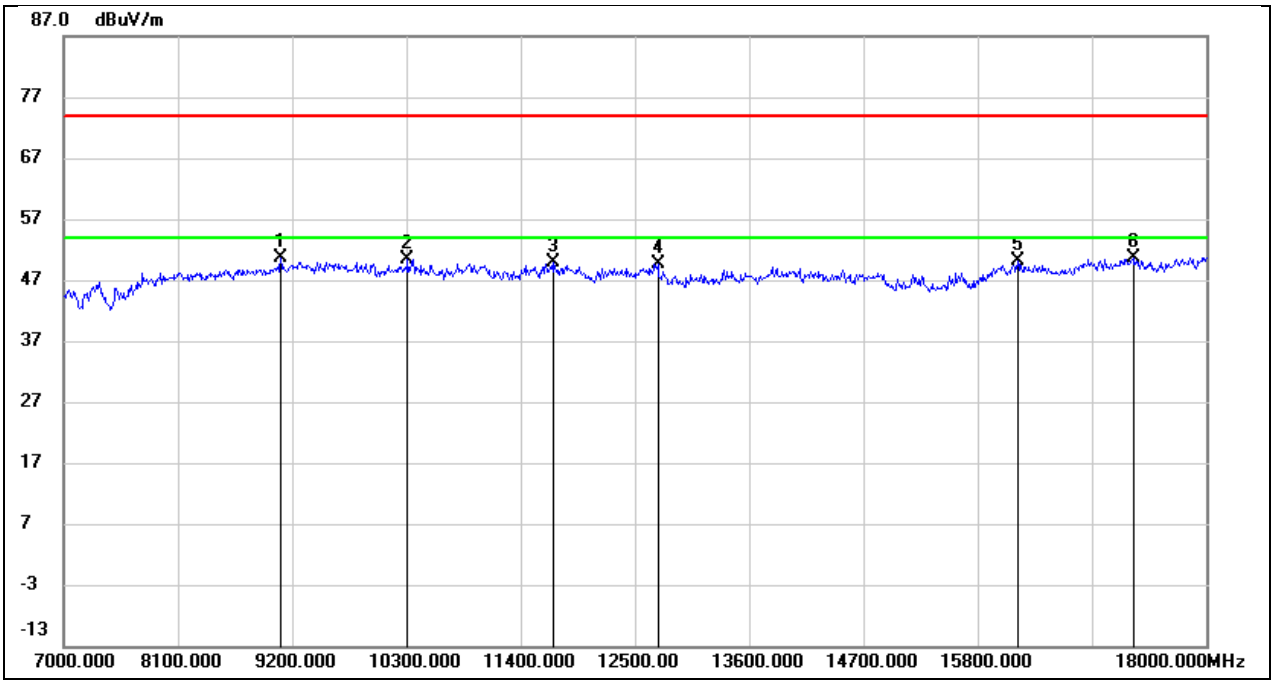

No.	Frequency (MHz)	Reading (dBuV)	Correct (dB/m)	Result (dBuV/m)	Limit (dBuV/m)	Margin (dB)	Remark
1	9090.000	39.29	11.39	50.68	74.00	-23.32	peak
2	10311.000	37.56	12.89	50.45	74.00	-23.55	peak
3	11719.000	33.06	16.71	49.77	74.00	-24.23	peak
4	12720.000	31.10	18.62	49.72	74.00	-24.28	peak
5	16185.000	26.10	24.06	50.16	74.00	-23.84	peak
6	17296.000	25.66	24.98	50.64	74.00	-23.36	peak

This report shall not be reproduced except in full, without the written approval of UL Verification Services (Guangzhou) Co., Ltd, Song Shan Lake Branch.

Test Mode:	802.11ax HE20	Frequency(MHz):	5200
Polarity:	Horizontal	Test Voltage:	DC 12V

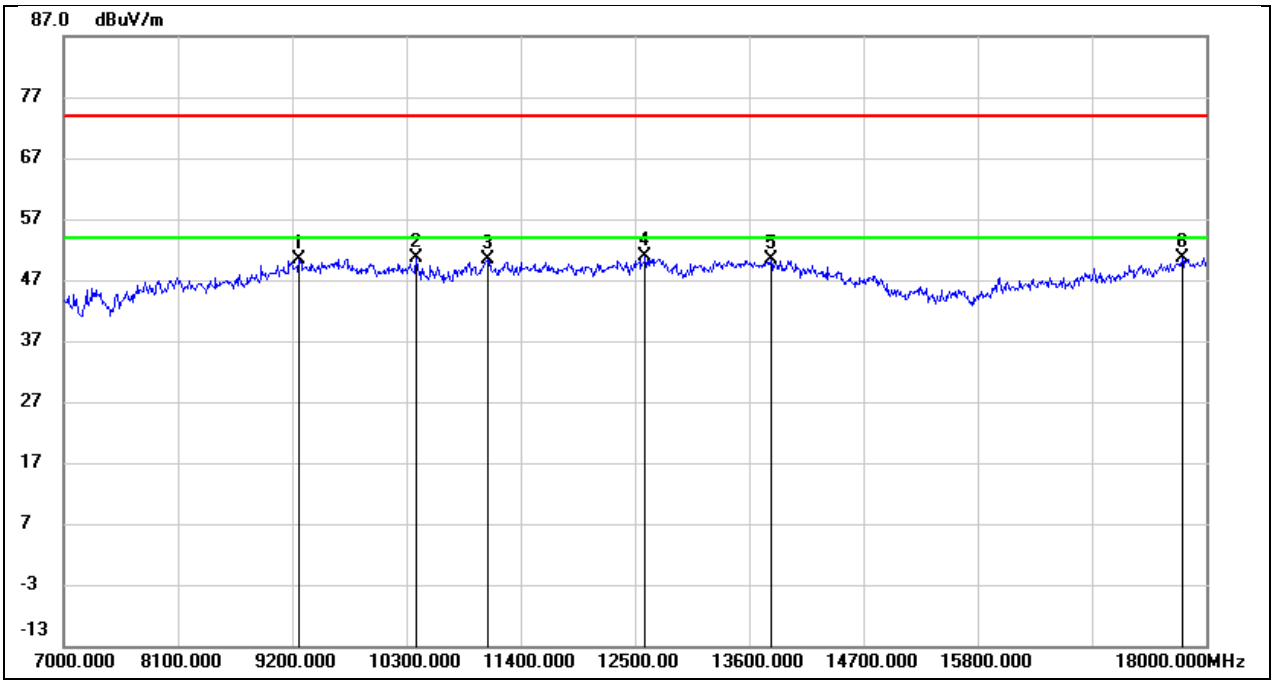

No.	Frequency (MHz)	Reading (dBuV)	Correct (dB/m)	Result (dBuV/m)	Limit (dBuV/m)	Margin (dB)	Remark
1	9266.000	38.65	11.78	50.43	74.00	-23.57	peak
2	10388.000	37.37	13.33	50.70	74.00	-23.30	peak
3	11081.000	34.77	15.51	50.28	74.00	-23.72	peak
4	12599.000	31.61	19.16	50.77	74.00	-23.23	peak
5	13809.000	27.61	22.83	50.44	74.00	-23.56	peak
6	17769.000	23.55	27.18	50.73	74.00	-23.27	peak

This report shall not be reproduced except in full, without the written approval of UL Verification Services (Guangzhou) Co., Ltd, Song Shan Lake Branch.

Test Mode:	802.11ax HE20	Frequency(MHz):	5200
Polarity:	Vertical	Test Voltage:	DC 12V

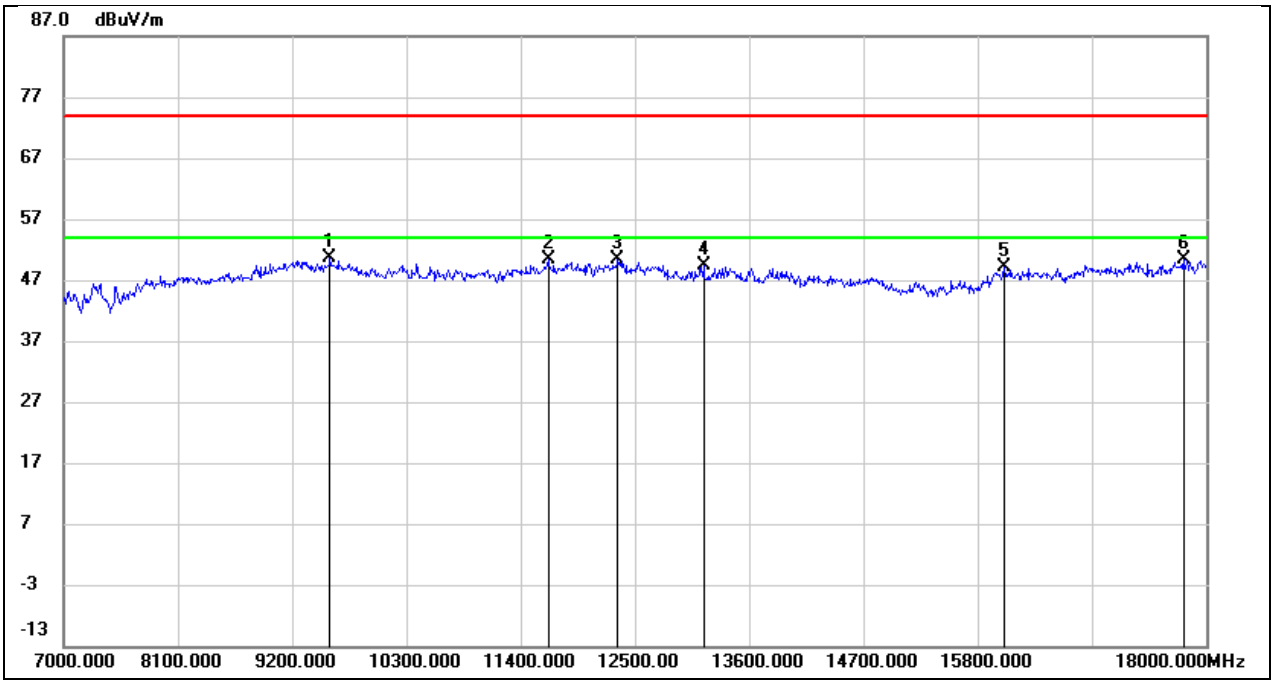

No.	Frequency (MHz)	Reading (dBuV)	Correct (dB/m)	Result (dBuV/m)	Limit (dBuV/m)	Margin (dB)	Remark
1	9563.000	37.57	13.14	50.71	74.00	-23.29	peak
2	11664.000	33.72	16.68	50.40	74.00	-23.60	peak
3	12335.000	32.36	17.93	50.29	74.00	-23.71	peak
4	13160.000	29.88	19.38	49.26	74.00	-24.74	peak
5	16053.000	26.02	23.21	49.23	74.00	-24.77	peak
6	17780.000	24.42	26.06	50.48	74.00	-23.52	peak

This report shall not be reproduced except in full, without the written approval of UL Verification Services (Guangzhou) Co., Ltd, Song Shan Lake Branch.

Test Mode:	802.11ax HE20	Frequency(MHz):	5240
Polarity:	Horizontal	Test Voltage:	DC 12V

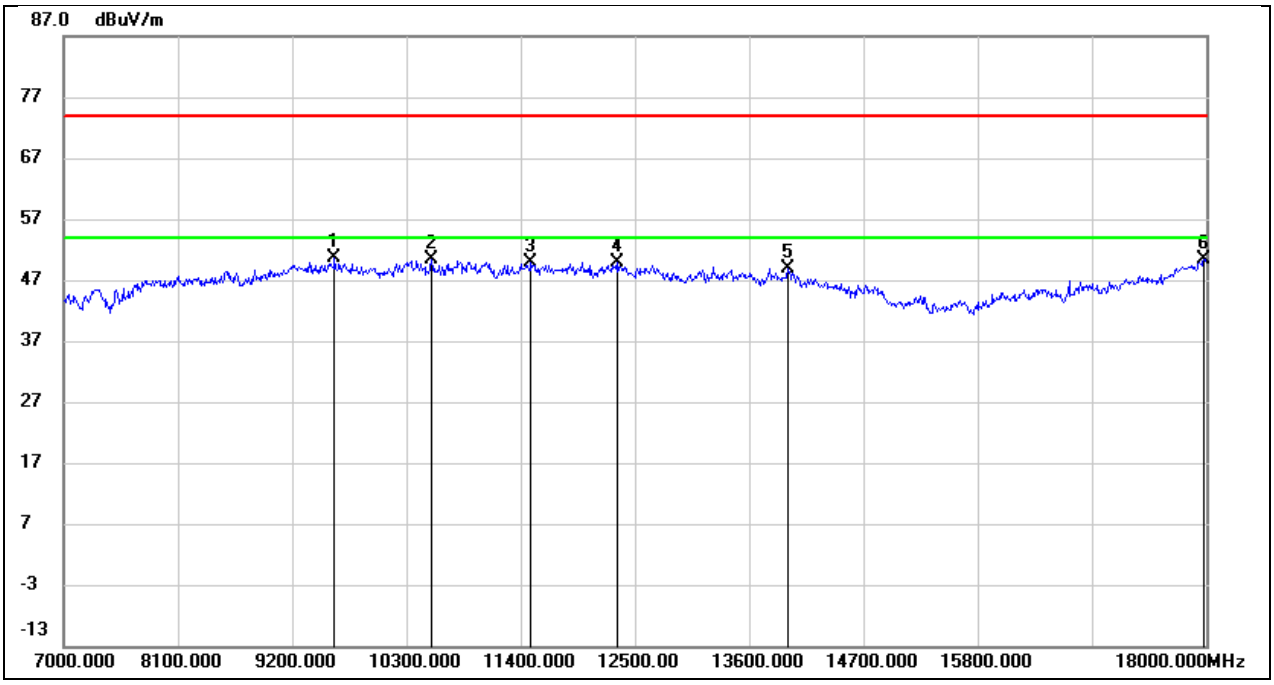

No.	Frequency (MHz)	Reading (dBuV)	Correct (dB/m)	Result (dBuV/m)	Limit (dBuV/m)	Margin (dB)	Remark
1	9607.000	37.20	13.48	50.68	74.00	-23.32	peak
2	10542.000	36.74	13.66	50.40	74.00	-23.60	peak
3	11499.000	32.00	17.83	49.83	74.00	-24.17	peak
4	12335.000	30.88	18.89	49.77	74.00	-24.23	peak
5	13974.000	25.41	23.50	48.91	74.00	-25.09	peak
6	17978.000	21.09	29.38	50.47	74.00	-23.53	peak

This report shall not be reproduced except in full, without the written approval of UL Verification Services (Guangzhou) Co., Ltd, Song Shan Lake Branch.

Test Mode:	802.11ax HE20	Frequency(MHz):	5240
Polarity:	Vertical	Test Voltage:	DC 12V

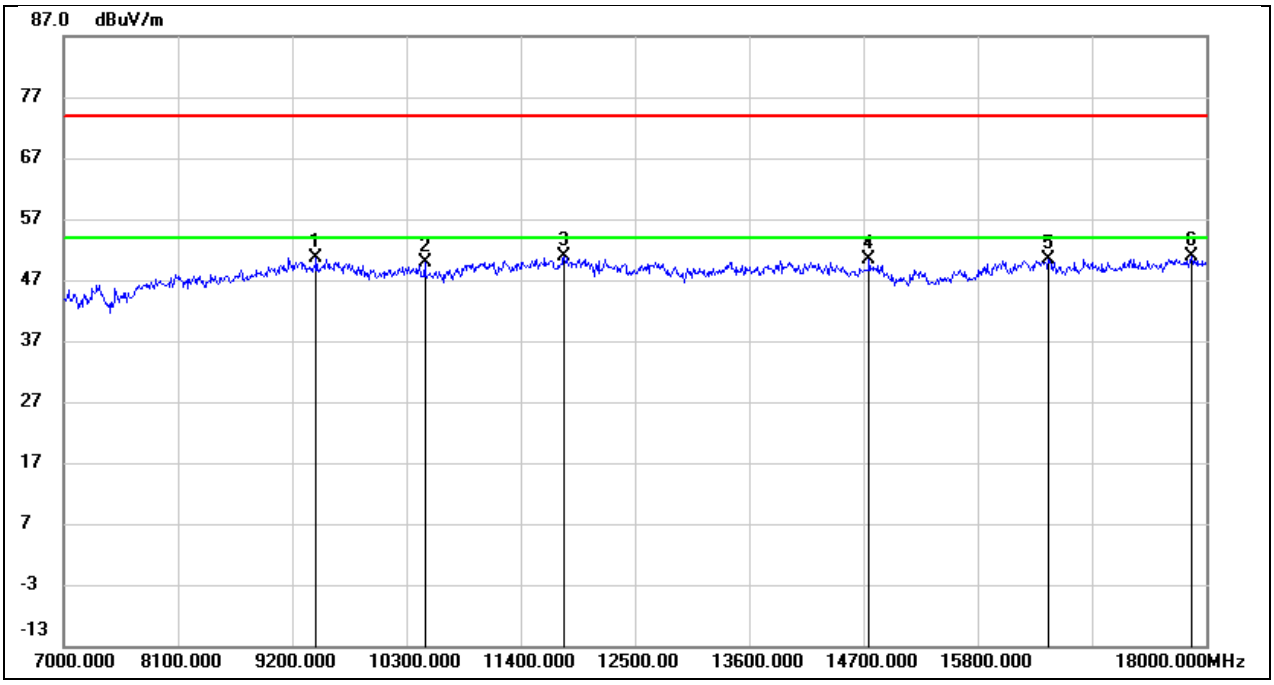

No.	Frequency (MHz)	Reading (dBuV)	Correct (dB/m)	Result (dBuV/m)	Limit (dBuV/m)	Margin (dB)	Remark
1	9431.000	38.07	12.46	50.53	74.00	-23.47	peak
2	10476.000	36.53	13.26	49.79	74.00	-24.21	peak
3	11818.000	33.99	16.79	50.78	74.00	-23.22	peak
4	14755.000	29.64	20.66	50.30	74.00	-23.70	peak
5	16482.000	26.69	23.57	50.26	74.00	-23.74	peak
6	17857.000	24.36	26.51	50.87	74.00	-23.13	peak

This report shall not be reproduced except in full, without the written approval of UL Verification Services (Guangzhou) Co., Ltd, Song Shan Lake Branch.

Test Mode:	802.11ax HE20	Frequency(MHz):	5260
Polarity:	Horizontal	Test Voltage:	DC 12V

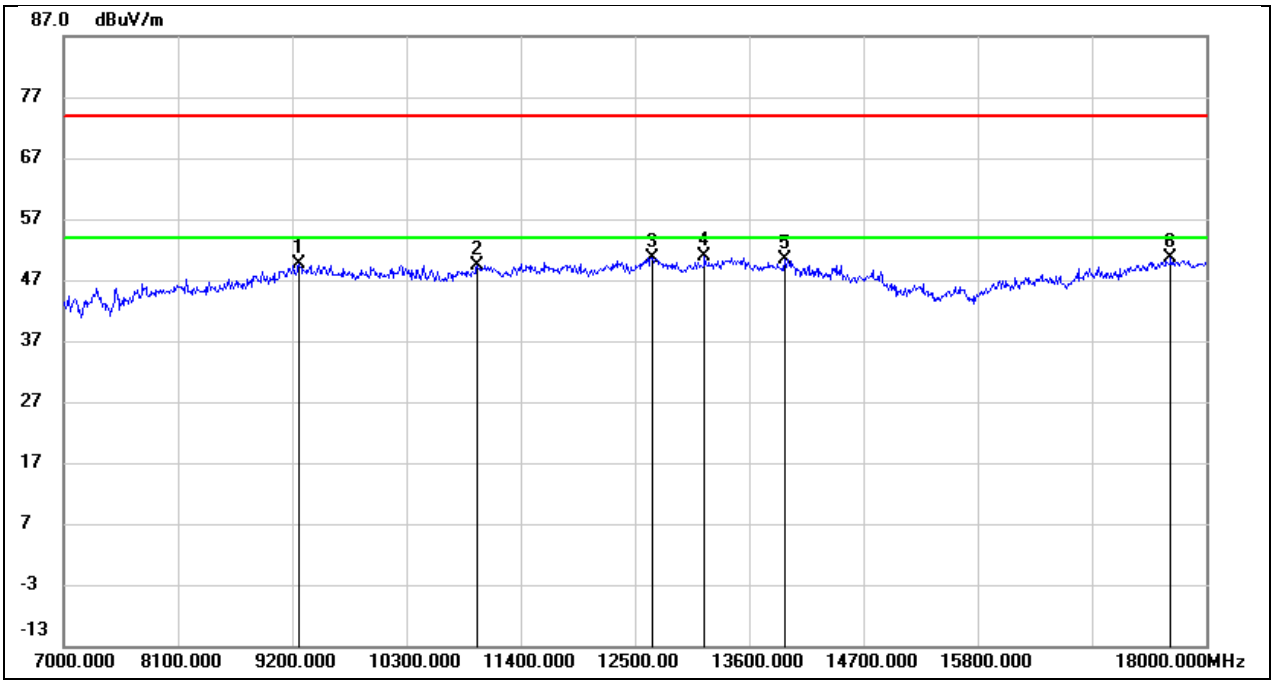

No.	Frequency (MHz)	Reading (dBuV)	Correct (dB/m)	Result (dBuV/m)	Limit (dBuV/m)	Margin (dB)	Remark
1	9266.000	37.89	11.78	49.67	74.00	-24.33	peak
2	10982.000	34.29	15.00	49.29	74.00	-24.71	peak
3	12665.000	31.26	19.42	50.68	74.00	-23.32	peak
4	13171.000	30.05	20.79	50.84	74.00	-23.16	peak
5	13941.000	26.99	23.37	50.36	74.00	-23.64	peak
6	17659.000	24.55	26.12	50.67	74.00	-23.33	peak

This report shall not be reproduced except in full, without the written approval of UL Verification Services (Guangzhou) Co., Ltd, Song Shan Lake Branch.

Test Mode:	802.11ax HE20	Frequency(MHz):	5260
Polarity:	Vertical	Test Voltage:	DC 12V

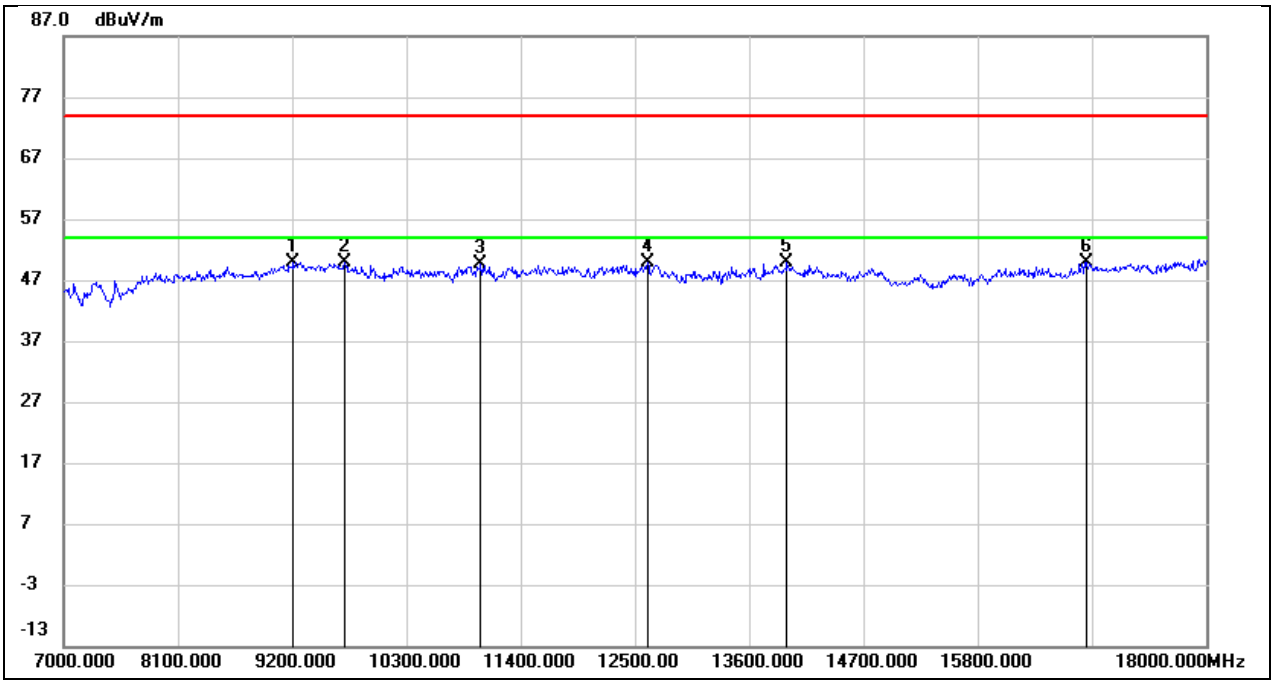

No.	Frequency (MHz)	Reading (dBuV)	Correct (dB/m)	Result (dBuV/m)	Limit (dBuV/m)	Margin (dB)	Remark
1	9211.000	38.10	11.82	49.92	74.00	-24.08	peak
2	9706.000	36.62	13.36	49.98	74.00	-24.02	peak
3	11015.000	35.23	14.32	49.55	74.00	-24.45	peak
4	12621.000	31.62	18.27	49.89	74.00	-24.11	peak
5	13963.000	28.07	21.85	49.92	74.00	-24.08	peak
6	16845.000	25.73	24.14	49.87	74.00	-24.13	peak

This report shall not be reproduced except in full, without the written approval of UL Verification Services (Guangzhou) Co., Ltd, Song Shan Lake Branch.

Test Mode:	802.11ax HE20	Frequency(MHz):	5280
Polarity:	Horizontal	Test Voltage:	DC 12V

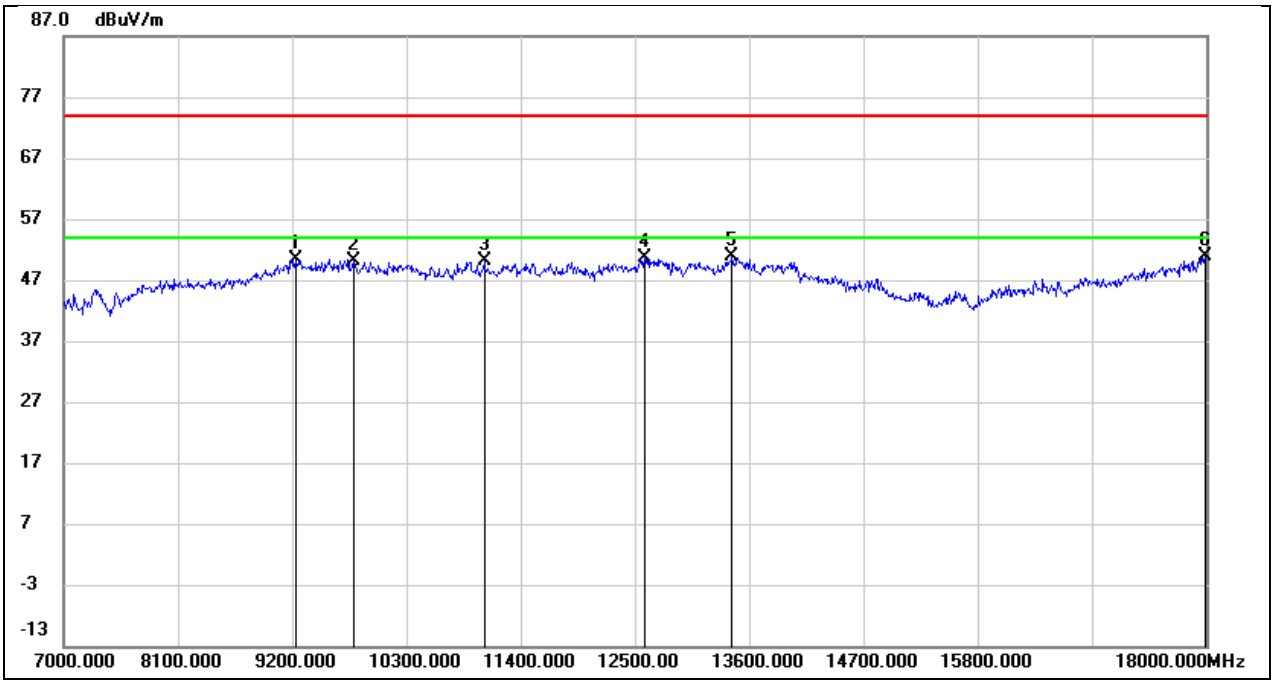

No.	Frequency (MHz)	Reading (dBuV)	Correct (dB/m)	Result (dBuV/m)	Limit (dBuV/m)	Margin (dB)	Remark
1	9233.000	38.74	11.66	50.40	74.00	-23.60	peak
2	9794.000	36.44	13.78	50.22	74.00	-23.78	peak
3	11048.000	34.74	15.33	50.07	74.00	-23.93	peak
4	12599.000	31.59	19.16	50.75	74.00	-23.25	peak
5	13435.000	29.14	21.79	50.93	74.00	-23.07	peak
6	17989.000	21.38	29.49	50.87	74.00	-23.13	peak

This report shall not be reproduced except in full, without the written approval of UL Verification Services (Guangzhou) Co., Ltd, Song Shan Lake Branch.

Test Mode:	802.11ax HE20	Frequency(MHz):	5280
Polarity:	Vertical	Test Voltage:	DC 12V

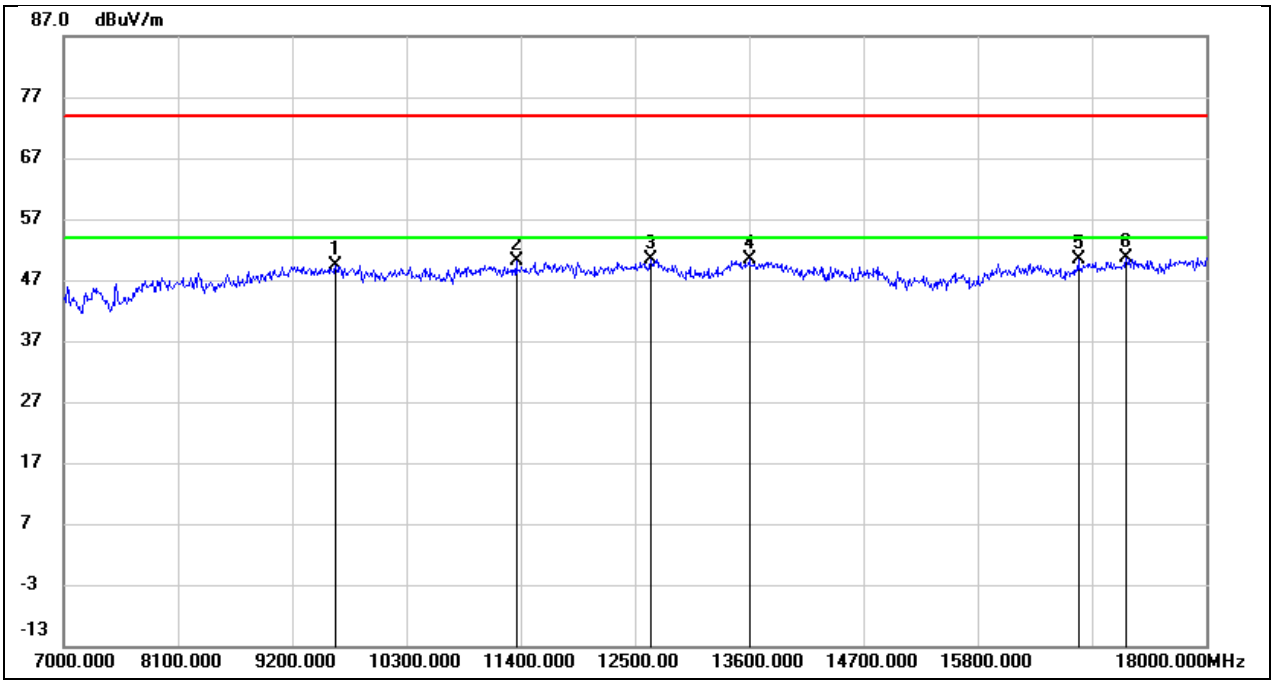

No.	Frequency (MHz)	Reading (dBuV)	Correct (dB/m)	Result (dBuV/m)	Limit (dBuV/m)	Margin (dB)	Remark
1	9618.000	36.02	13.32	49.34	74.00	-24.66	peak
2	11356.000	34.42	15.80	50.22	74.00	-23.78	peak
3	12654.000	32.05	18.39	50.44	74.00	-23.56	peak
4	13600.000	29.81	20.54	50.35	74.00	-23.65	peak
5	16768.000	26.50	23.96	50.46	74.00	-23.54	peak
6	17230.000	25.73	24.93	50.66	74.00	-23.34	peak

This report shall not be reproduced except in full, without the written approval of UL Verification Services (Guangzhou) Co., Ltd, Song Shan Lake Branch.

Test Mode:	802.11ax HE20	Frequency(MHz):	5320
Polarity:	Horizontal	Test Voltage:	DC 12V

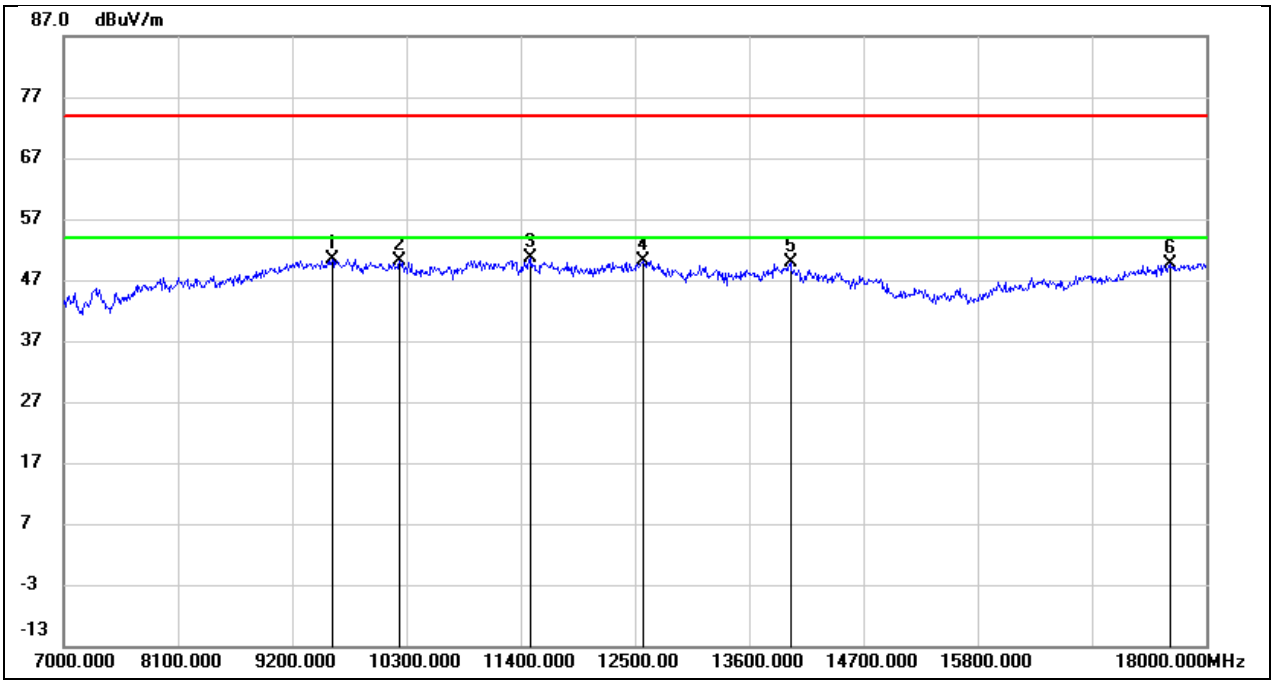

No.	Frequency (MHz)	Reading (dBuV)	Correct (dB/m)	Result (dBuV/m)	Limit (dBuV/m)	Margin (dB)	Remark
1	9585.000	36.90	13.38	50.28	74.00	-23.72	peak
2	10234.000	37.00	13.21	50.21	74.00	-23.79	peak
3	11499.000	32.77	17.83	50.60	74.00	-23.40	peak
4	12577.000	30.88	19.13	50.01	74.00	-23.99	peak
5	13996.000	26.18	23.59	49.77	74.00	-24.23	peak
6	17659.000	23.59	26.12	49.71	74.00	-24.29	peak

This report shall not be reproduced except in full, without the written approval of UL Verification Services (Guangzhou) Co., Ltd, Song Shan Lake Branch.

Test Mode:	802.11ax HE20	Frequency(MHz):	5320
Polarity:	Vertical	Test Voltage:	DC 12V

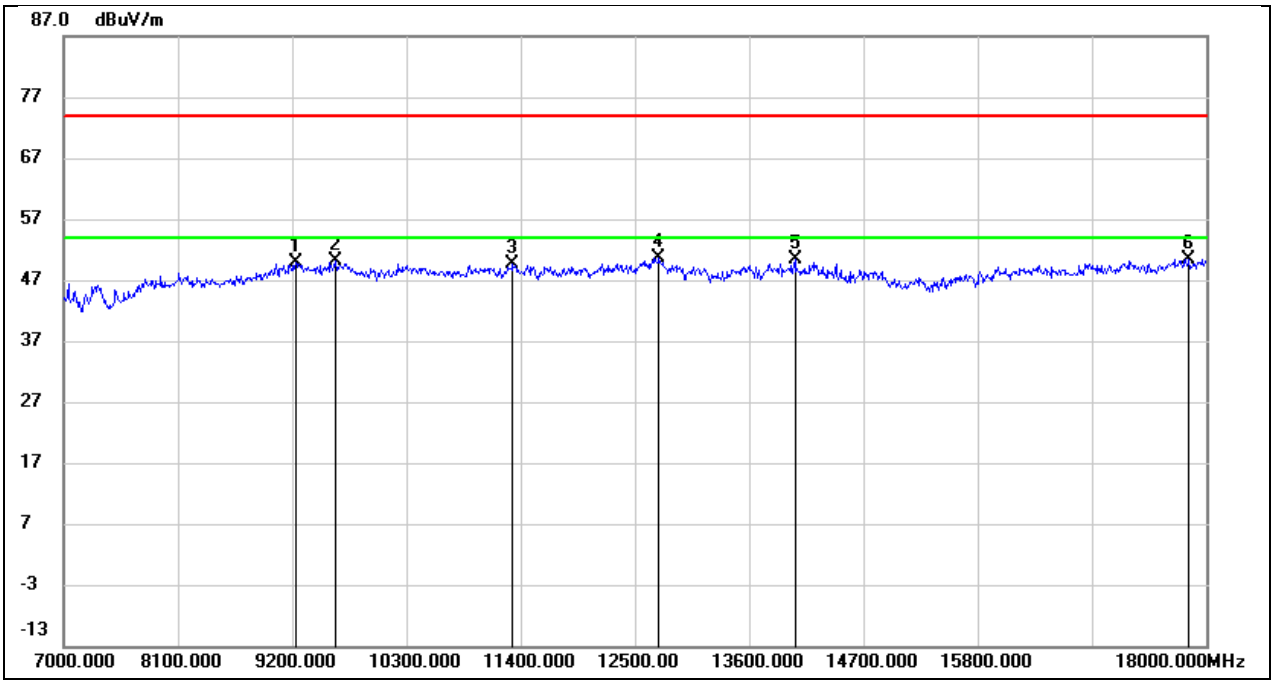

No.	Frequency (MHz)	Reading (dBuV)	Correct (dB/m)	Result (dBuV/m)	Limit (dBuV/m)	Margin (dB)	Remark
1	9233.000	37.93	11.88	49.81	74.00	-24.19	peak
2	9618.000	36.74	13.32	50.06	74.00	-23.94	peak
3	11323.000	34.06	15.64	49.70	74.00	-24.30	peak
4	12731.000	32.09	18.66	50.75	74.00	-23.25	peak
5	14040.000	28.46	21.95	50.41	74.00	-23.59	peak
6	17835.000	24.02	26.38	50.40	74.00	-23.60	peak

This report shall not be reproduced except in full, without the written approval of UL Verification Services (Guangzhou) Co., Ltd, Song Shan Lake Branch.

Test Mode:	802.11ax HE20	Frequency(MHz):	5500
Polarity:	Horizontal	Test Voltage:	DC 12V

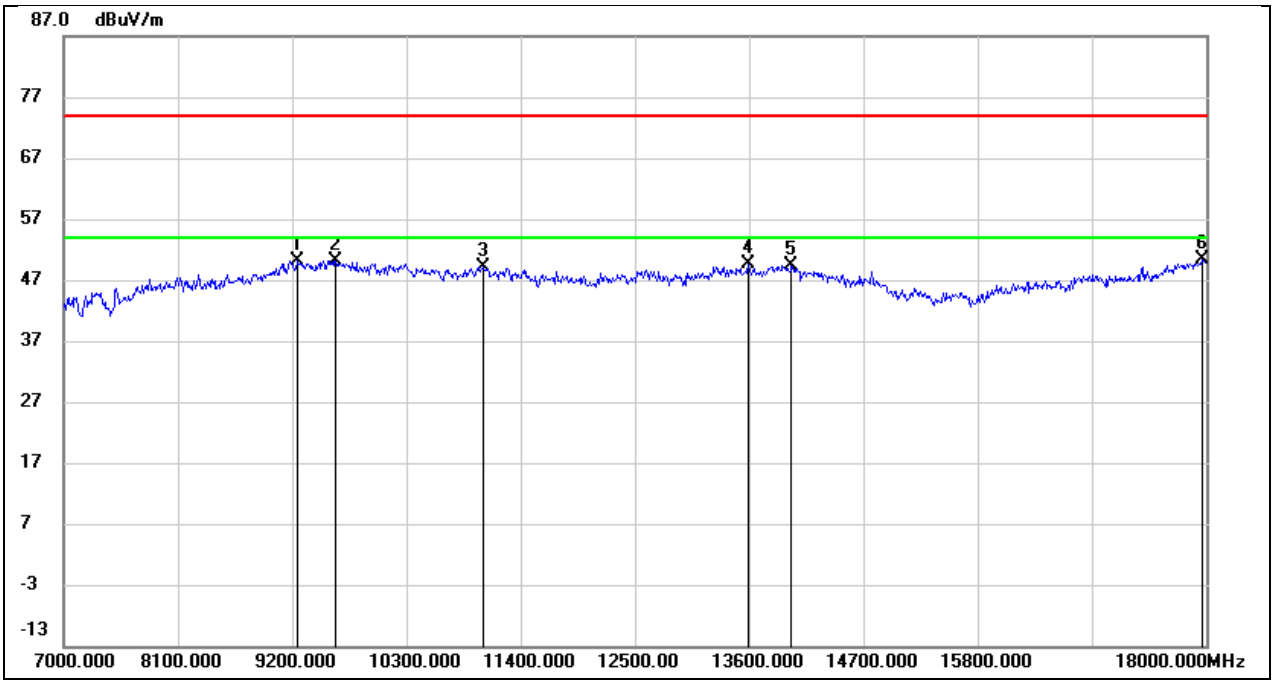

No.	Frequency (MHz)	Reading (dBuV)	Correct (dB/m)	Result (dBuV/m)	Limit (dBuV/m)	Margin (dB)	Remark
1	9244.000	38.46	11.71	50.17	74.00	-23.83	peak
2	9618.000	36.74	13.49	50.23	74.00	-23.77	peak
3	11037.000	33.88	15.27	49.15	74.00	-24.85	peak
4	13589.000	27.37	22.20	49.57	74.00	-24.43	peak
5	14007.000	25.74	23.59	49.33	74.00	-24.67	peak
6	17956.000	21.17	29.14	50.31	74.00	-23.69	peak

This report shall not be reproduced except in full, without the written approval of UL Verification Services (Guangzhou) Co., Ltd, Song Shan Lake Branch.

Test Mode:	802.11ax HE20	Frequency(MHz):	5500
Polarity:	Vertical	Test Voltage:	DC 12V

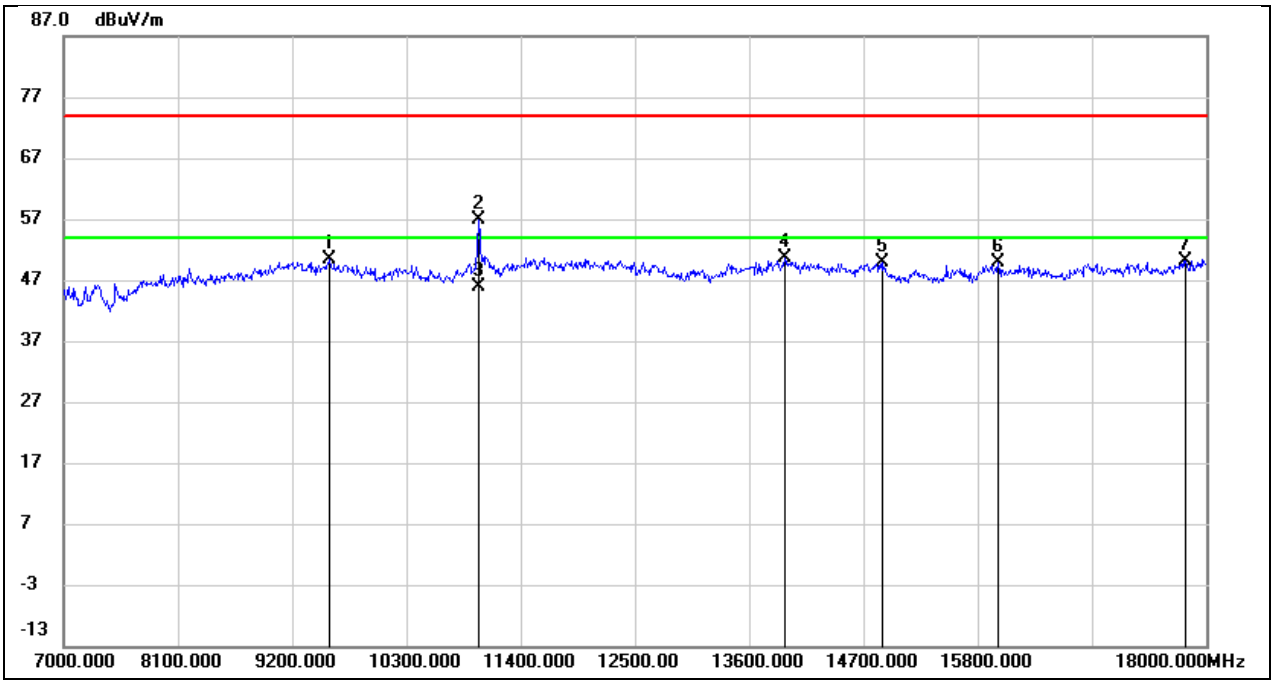

No.	Frequency (MHz)	Reading (dBuV)	Correct (dB/m)	Result (dBuV/m)	Limit (dBuV/m)	Margin (dB)	Remark
1	9563.000	37.17	13.14	50.31	74.00	-23.69	peak
2	10993.000	42.73	14.25	56.98	74.00	-17.02	peak
3	10993.000	31.51	14.25	45.76	54.00	-8.24	AVG
4	13941.000	28.82	21.76	50.58	74.00	-23.42	peak
5	14887.000	29.63	20.32	49.95	74.00	-24.05	peak
6	15998.000	26.97	22.86	49.83	74.00	-24.17	peak
7	17802.000	24.06	26.18	50.24	74.00	-23.76	peak

This report shall not be reproduced except in full, without the written approval of UL Verification Services (Guangzhou) Co., Ltd, Song Shan Lake Branch.

Test Mode:	802.11ax HE20	Frequency(MHz):	5580
Polarity:	Horizontal	Test Voltage:	DC 12V

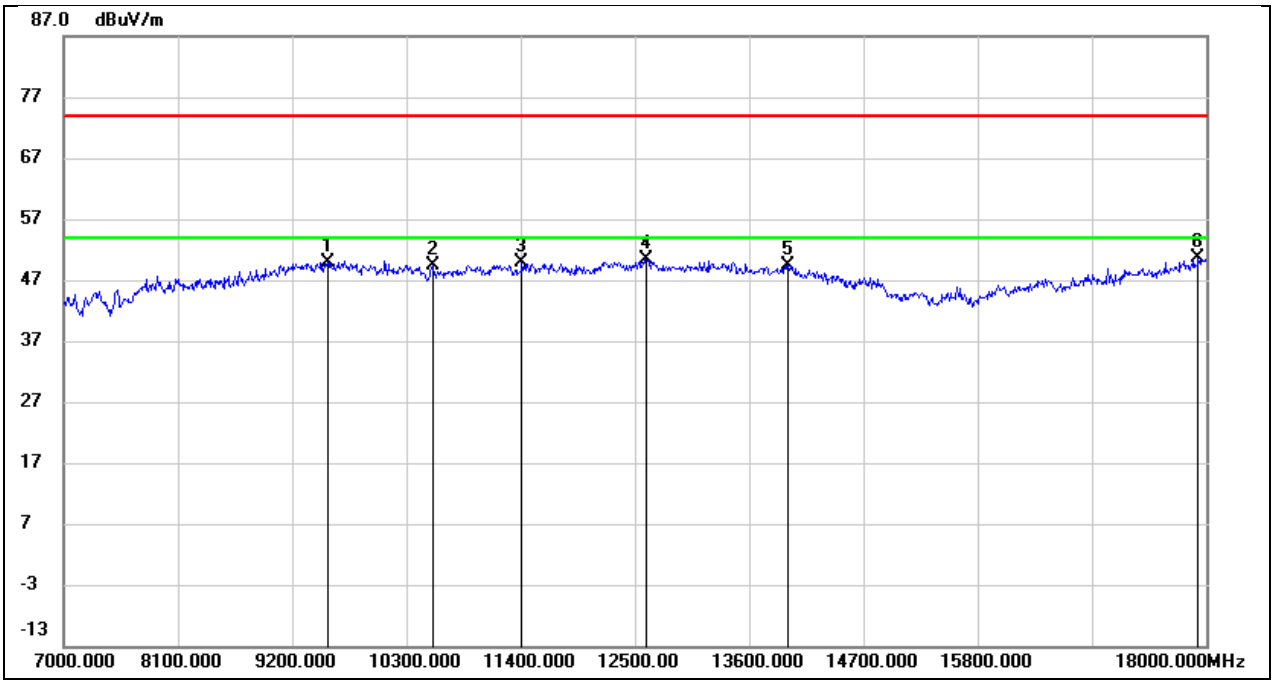

No.	Frequency (MHz)	Reading (dBuV)	Correct (dB/m)	Result (dBuV/m)	Limit (dBuV/m)	Margin (dB)	Remark
1	9541.000	36.84	13.10	49.94	74.00	-24.06	peak
2	10553.000	35.78	13.70	49.48	74.00	-24.52	peak
3	11411.000	32.35	17.41	49.76	74.00	-24.24	peak
4	12610.000	31.28	19.20	50.48	74.00	-23.52	peak
5	13974.000	25.91	23.50	49.41	74.00	-24.59	peak
6	17923.000	21.87	28.78	50.65	74.00	-23.35	peak

This report shall not be reproduced except in full, without the written approval of UL Verification Services (Guangzhou) Co., Ltd, Song Shan Lake Branch.

Test Mode:	802.11ax HE20	Frequency(MHz):	5580
Polarity:	Vertical	Test Voltage:	DC 12V

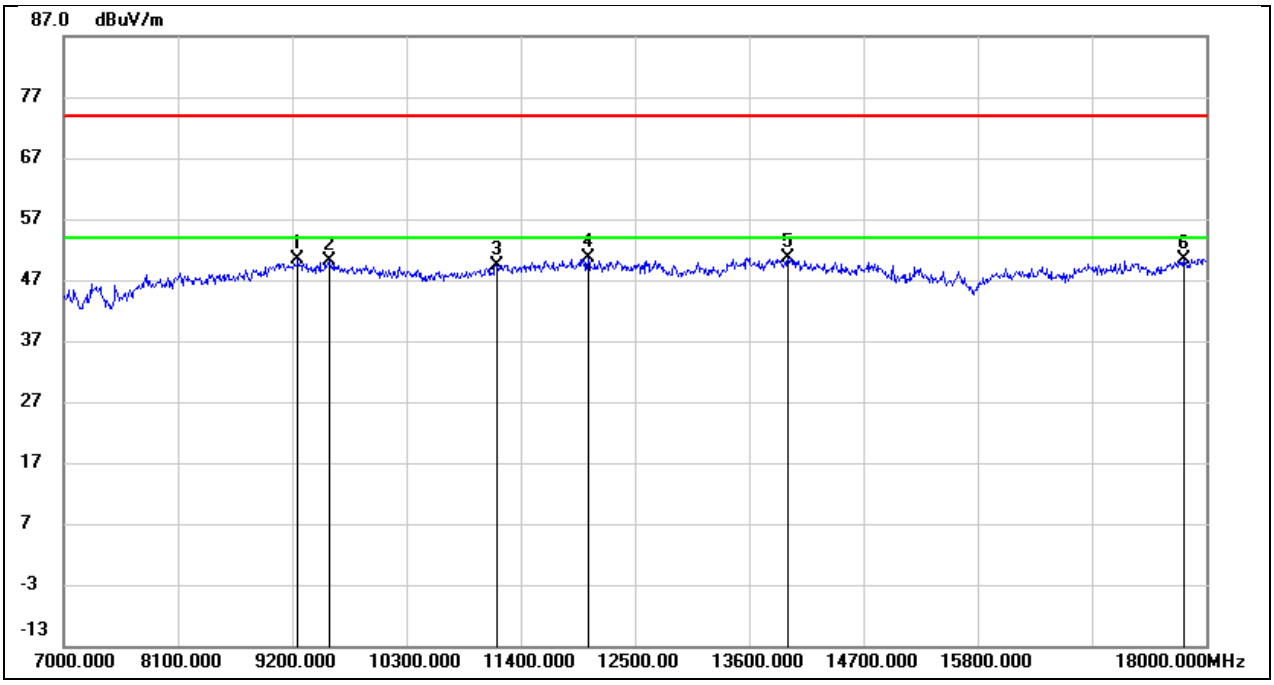

No.	Frequency (MHz)	Reading (dBuV)	Correct (dB/m)	Result (dBuV/m)	Limit (dBuV/m)	Margin (dB)	Remark
1	9255.000	38.42	11.93	50.35	74.00	-23.65	peak
2	9552.000	37.03	13.10	50.13	74.00	-23.87	peak
3	11169.000	34.52	14.96	49.48	74.00	-24.52	peak
4	12049.000	33.27	17.47	50.74	74.00	-23.26	peak
5	13974.000	28.79	21.89	50.68	74.00	-23.32	peak
6	17780.000	24.33	26.06	50.39	74.00	-23.61	peak

This report shall not be reproduced except in full, without the written approval of UL Verification Services (Guangzhou) Co., Ltd, Song Shan Lake Branch.

Test Mode:	802.11ax HE20	Frequency(MHz):	5700
Polarity:	Horizontal	Test Voltage:	DC 12V

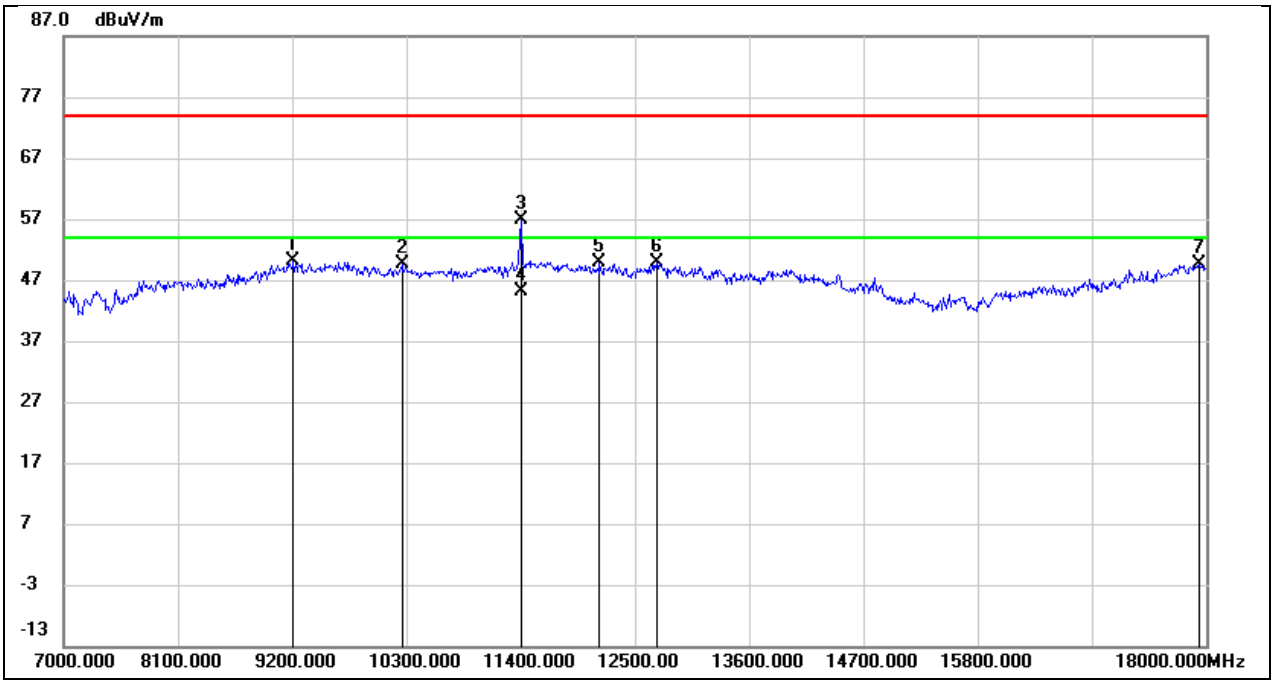

No.	Frequency (MHz)	Reading (dBuV)	Correct (dB/m)	Result (dBuV/m)	Limit (dBuV/m)	Margin (dB)	Remark
1	9211.000	38.42	11.59	50.01	74.00	-23.99	peak
2	10256.000	36.29	13.23	49.52	74.00	-24.48	peak
3	11400.000	39.57	17.36	56.93	74.00	-17.07	peak
4	11400.000	27.85	17.36	45.21	54.00	-8.79	AVG
5	12159.000	31.10	18.67	49.77	74.00	-24.23	peak
6	12709.000	30.30	19.60	49.90	74.00	-24.10	peak
7	17934.000	20.62	28.91	49.53	74.00	-24.47	peak

This report shall not be reproduced except in full, without the written approval of UL Verification Services (Guangzhou) Co., Ltd, Song Shan Lake Branch.

Test Mode:	802.11ax HE20	Frequency(MHz):	5700
Polarity:	Vertical	Test Voltage:	DC 12V

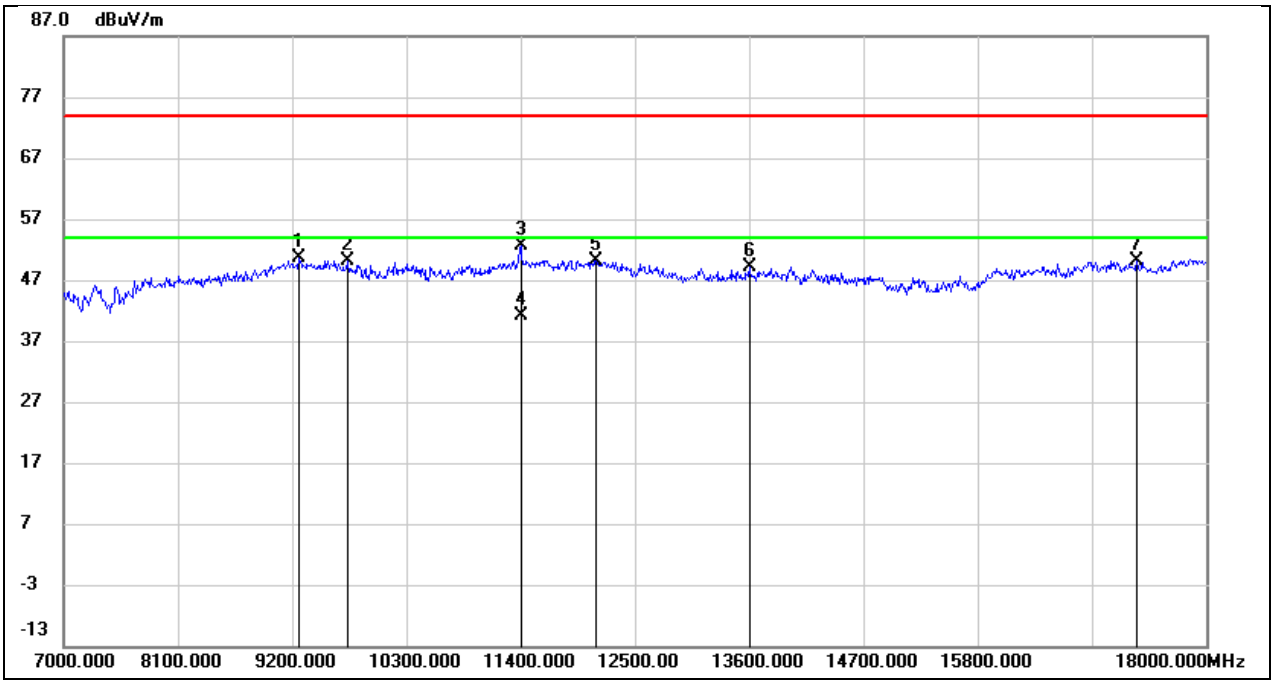

No.	Frequency (MHz)	Reading (dBuV)	Correct (dB/m)	Result (dBuV/m)	Limit (dBuV/m)	Margin (dB)	Remark
1	9266.000	38.56	11.96	50.52	74.00	-23.48	peak
2	9728.000	36.67	13.36	50.03	74.00	-23.97	peak
3	11400.000	36.54	16.00	52.54	74.00	-21.46	peak
4	11400.000	25.09	16.00	41.09	54.00	-12.91	AVG
5	12126.000	32.51	17.59	50.10	74.00	-23.90	peak
6	13600.000	28.69	20.54	49.23	74.00	-24.77	peak
7	17329.000	25.21	25.00	50.21	74.00	-23.79	peak

This report shall not be reproduced except in full, without the written approval of UL Verification Services (Guangzhou) Co., Ltd, Song Shan Lake Branch.

Test Mode:	802.11ax HE20	Frequency(MHz):	5720
Polarity:	Horizontal	Test Voltage:	DC 12V

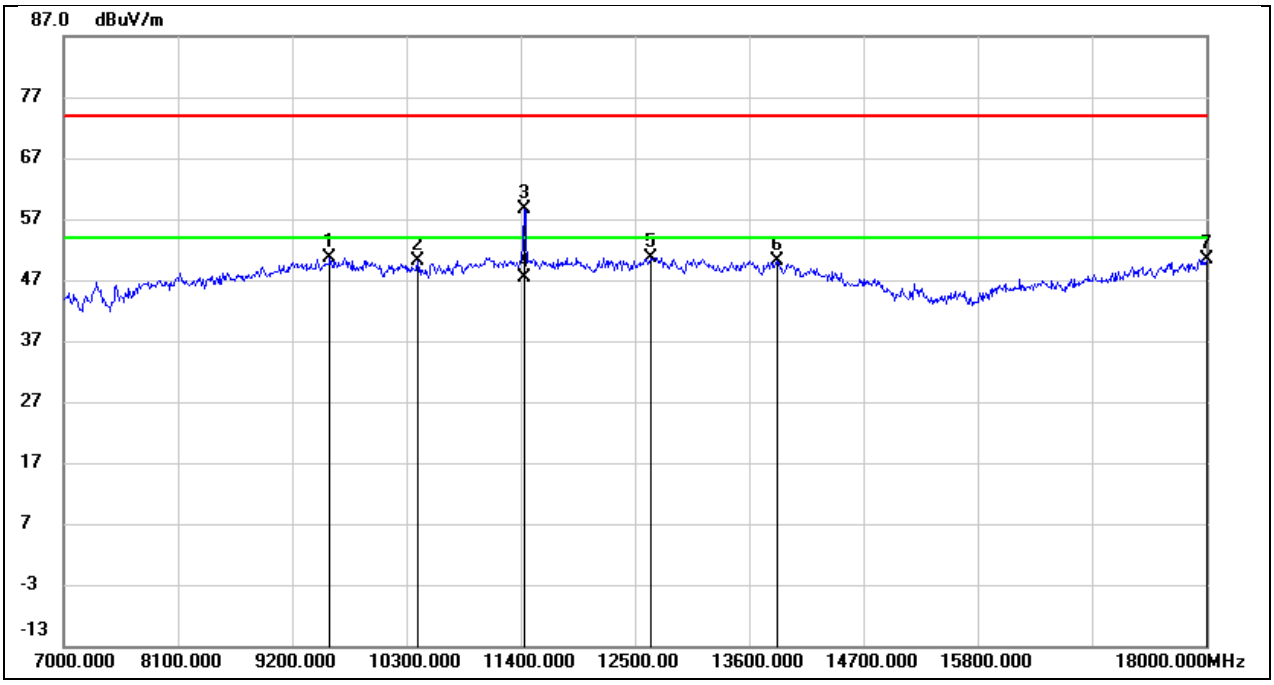

No.	Frequency (MHz)	Reading (dBuV)	Correct (dB/m)	Result (dBuV/m)	Limit (dBuV/m)	Margin (dB)	Remark
1	9563.000	37.44	13.23	50.67	74.00	-23.33	peak
2	10410.000	36.65	13.38	50.03	74.00	-23.97	peak
3	11433.000	41.05	17.51	58.56	74.00	-15.44	peak
4	11433.000	29.86	17.51	47.37	54.00	-6.63	AVG
5	12654.000	31.33	19.39	50.72	74.00	-23.28	peak
6	13875.000	27.09	23.11	50.20	74.00	-23.80	peak
7	18000.000	20.85	29.61	50.46	74.00	-23.54	peak

This report shall not be reproduced except in full, without the written approval of UL Verification Services (Guangzhou) Co., Ltd, Song Shan Lake Branch.

Test Mode:	802.11ax HE20	Frequency(MHz):	5720
Polarity:	Vertical	Test Voltage:	DC 12V

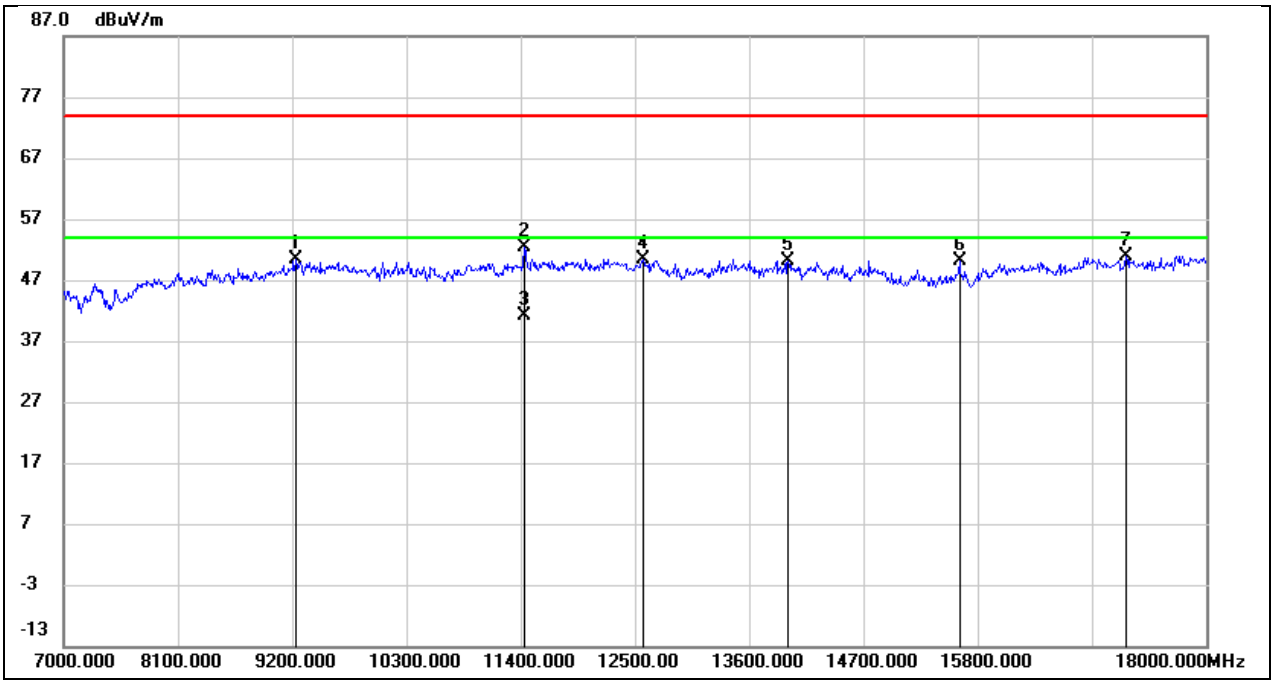

No.	Frequency (MHz)	Reading (dBuV)	Correct (dB/m)	Result (dBuV/m)	Limit (dBuV/m)	Margin (dB)	Remark
1	9233.000	38.46	11.88	50.34	74.00	-23.66	peak
2	11433.000	36.19	16.11	52.30	74.00	-21.70	peak
3	11433.000	25.11	16.11	41.22	54.00	-12.78	AVG
4	12577.000	32.24	18.18	50.42	74.00	-23.58	peak
5	13974.000	28.29	21.89	50.18	74.00	-23.82	peak
6	15624.000	29.11	20.96	50.07	74.00	-23.93	peak
7	17230.000	26.00	24.93	50.93	74.00	-23.07	peak

This report shall not be reproduced except in full, without the written approval of UL Verification Services (Guangzhou) Co., Ltd, Song Shan Lake Branch.

Test Mode:	802.11ax HE20	Frequency(MHz):	5745
Polarity:	Horizontal	Test Voltage:	DC 12V

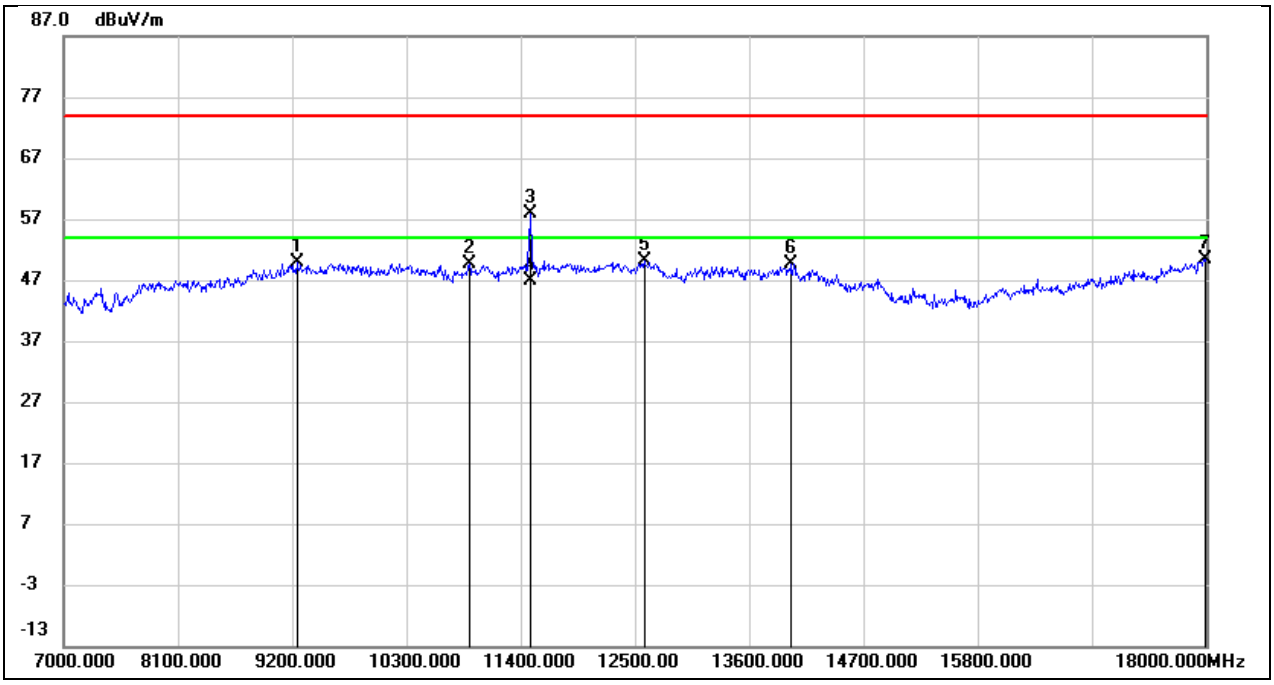

No.	Frequency (MHz)	Reading (dBuV)	Correct (dB/m)	Result (dBuV/m)	Limit (dBuV/m)	Margin (dB)	Remark
1	9244.000	38.27	11.71	49.98	74.00	-24.02	peak
2	10905.000	34.84	14.75	49.59	74.00	-24.41	peak
3	11499.000	40.14	17.83	57.97	74.00	-16.03	peak
4	11499.000	28.93	17.83	46.76	54.00	-7.24	AVG
5	12588.000	30.87	19.14	50.01	74.00	-23.99	peak
6	14007.000	25.99	23.59	49.58	74.00	-24.42	peak
7	17989.000	20.98	29.49	50.47	74.00	-23.53	peak

This report shall not be reproduced except in full, without the written approval of UL Verification Services (Guangzhou) Co., Ltd, Song Shan Lake Branch.

Test Mode:	802.11ax HE20	Frequency(MHz):	5745
Polarity:	Vertical	Test Voltage:	DC 12V

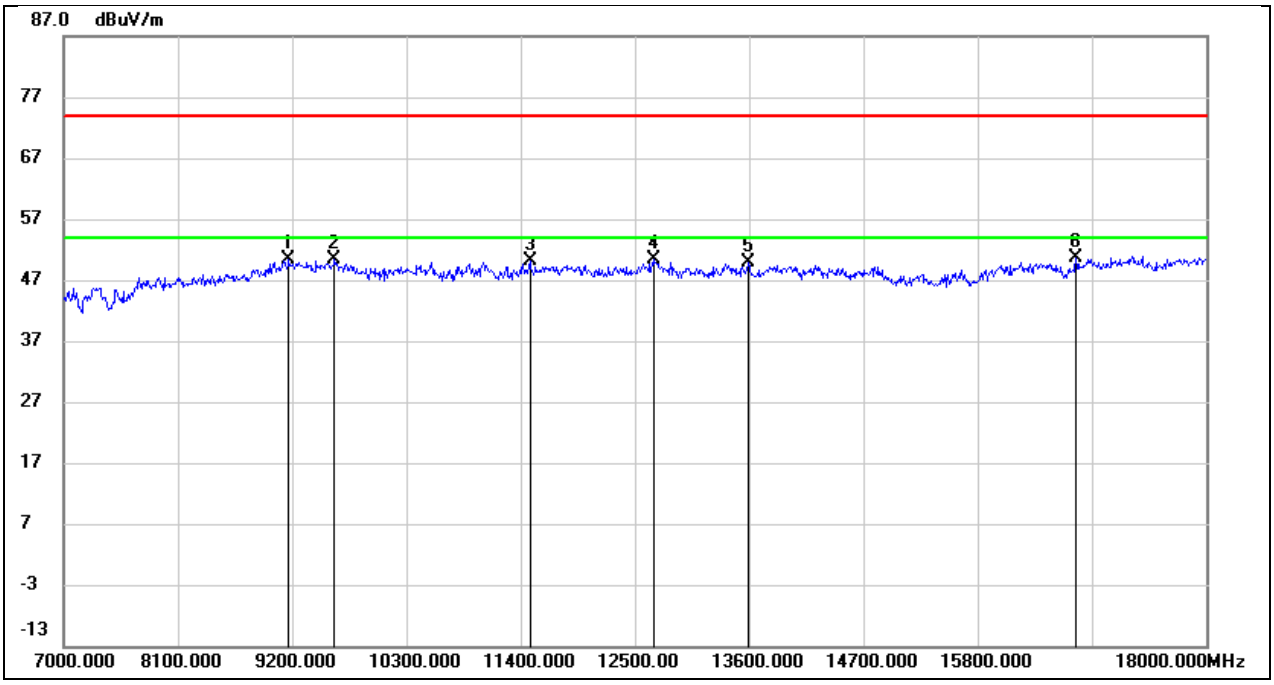

No.	Frequency (MHz)	Reading (dBuV)	Correct (dB/m)	Result (dBuV/m)	Limit (dBuV/m)	Margin (dB)	Remark
1	9167.000	38.71	11.68	50.39	74.00	-23.61	peak
2	9607.000	37.08	13.33	50.41	74.00	-23.59	peak
3	11488.000	33.76	16.29	50.05	74.00	-23.95	peak
4	12687.000	31.90	18.51	50.41	74.00	-23.59	peak
5	13589.000	29.24	20.52	49.76	74.00	-24.24	peak
6	16746.000	26.61	23.91	50.52	74.00	-23.48	peak

This report shall not be reproduced except in full, without the written approval of UL Verification Services (Guangzhou) Co., Ltd, Song Shan Lake Branch.

Test Mode:	802.11ax HE20	Frequency(MHz):	5785
Polarity:	Horizontal	Test Voltage:	DC 12V

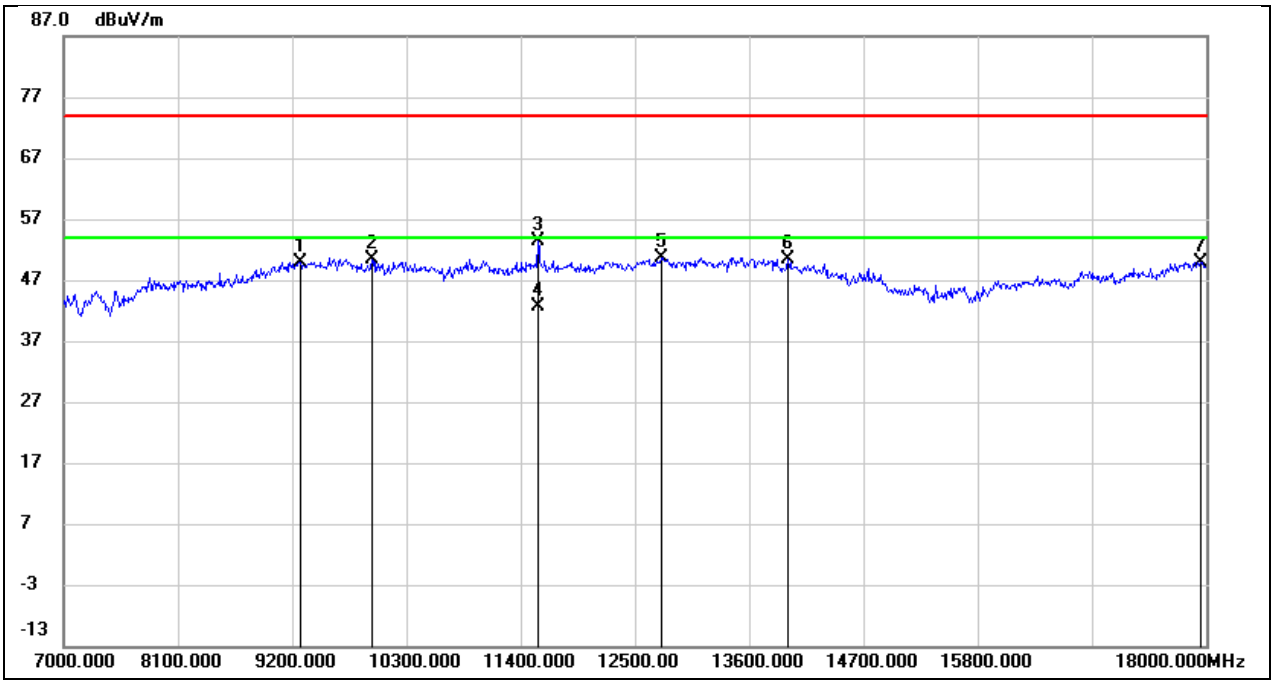

No.	Frequency (MHz)	Reading (dBuV)	Correct (dB/m)	Result (dBuV/m)	Limit (dBuV/m)	Margin (dB)	Remark
1	9277.000	38.01	11.81	49.82	74.00	-24.18	peak
2	9970.000	37.06	13.41	50.47	74.00	-23.53	peak
3	11565.000	35.39	18.01	53.40	74.00	-20.60	peak
4	11565.000	24.62	18.01	42.63	54.00	-11.37	AVG
5	12753.000	30.86	19.78	50.64	74.00	-23.36	peak
6	13974.000	26.95	23.50	50.45	74.00	-23.55	peak
7	17945.000	20.95	29.03	49.98	74.00	-24.02	peak

This report shall not be reproduced except in full, without the written approval of UL Verification Services (Guangzhou) Co., Ltd, Song Shan Lake Branch.

Test Mode:	802.11ax HE20	Frequency(MHz):	5785
Polarity:	Vertical	Test Voltage:	DC 12V

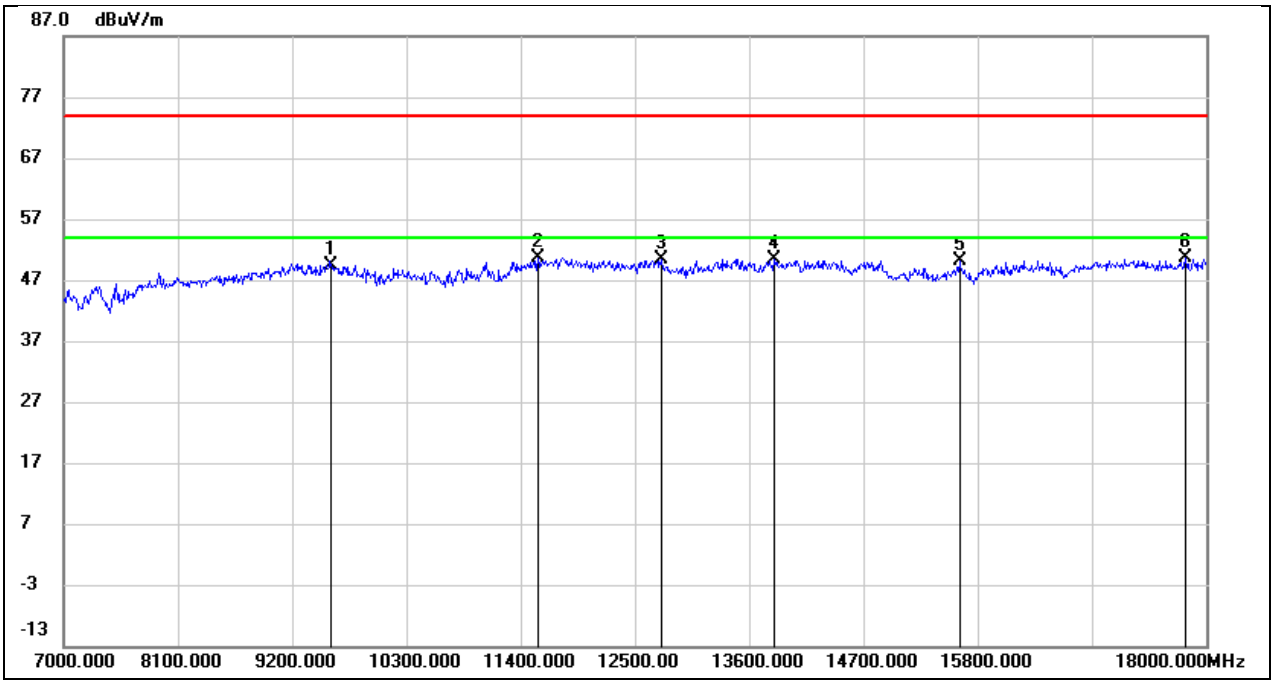

No.	Frequency (MHz)	Reading (dBuV)	Correct (dB/m)	Result (dBuV/m)	Limit (dBuV/m)	Margin (dB)	Remark
1	9574.000	36.16	13.21	49.37	74.00	-24.63	peak
2	11565.000	34.09	16.56	50.65	74.00	-23.35	peak
3	12753.000	31.54	18.73	50.27	74.00	-23.73	peak
4	13842.000	29.09	21.33	50.42	74.00	-23.58	peak
5	15624.000	29.25	20.96	50.21	74.00	-23.79	peak
6	17802.000	24.36	26.18	50.54	74.00	-23.46	peak

This report shall not be reproduced except in full, without the written approval of UL Verification Services (Guangzhou) Co., Ltd, Song Shan Lake Branch.

Test Mode:	802.11ax HE20	Frequency(MHz):	5825
Polarity:	Horizontal	Test Voltage:	DC 12V

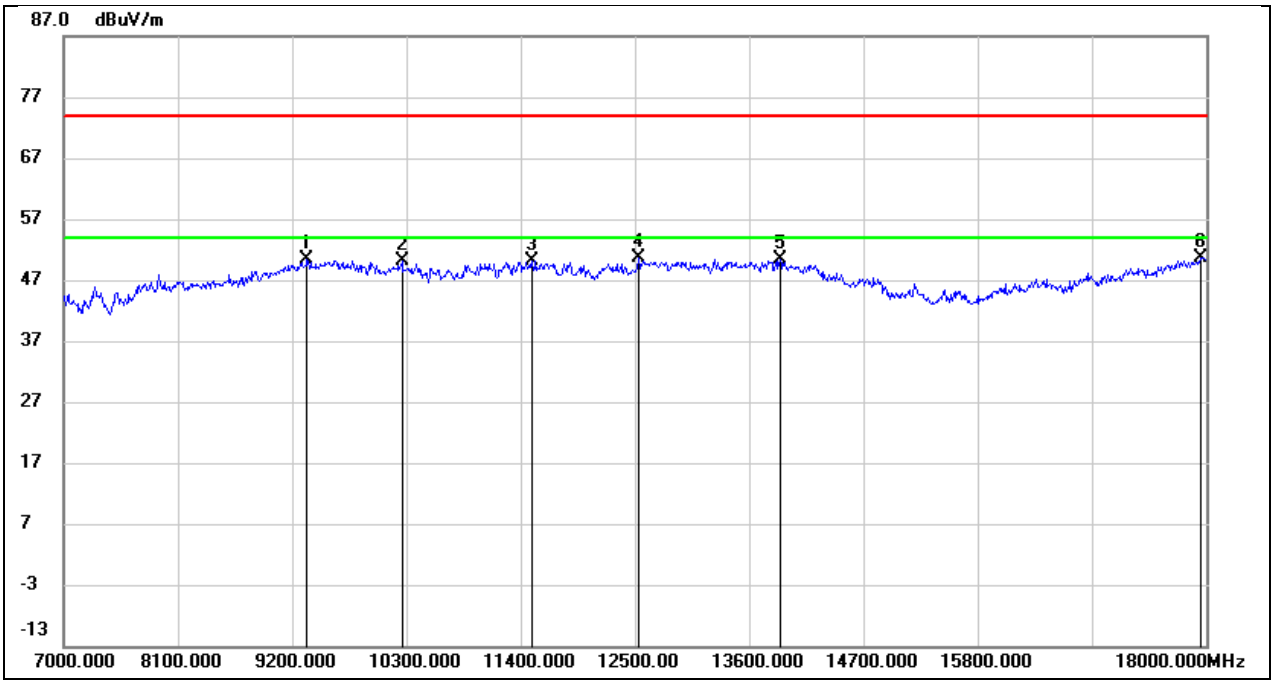

No.	Frequency (MHz)	Reading (dBuV)	Correct (dB/m)	Result (dBuV/m)	Limit (dBuV/m)	Margin (dB)	Remark
1	9343.000	38.38	12.03	50.41	74.00	-23.59	peak
2	10256.000	36.95	13.23	50.18	74.00	-23.82	peak
3	11510.000	32.25	17.86	50.11	74.00	-23.89	peak
4	12533.000	31.68	19.05	50.73	74.00	-23.27	peak
5	13897.000	27.07	23.19	50.26	74.00	-23.74	peak
6	17945.000	21.63	29.03	50.66	74.00	-23.34	peak

This report shall not be reproduced except in full, without the written approval of UL Verification Services (Guangzhou) Co., Ltd, Song Shan Lake Branch.

Test Mode:	802.11ax HE20	Frequency(MHz):	5825
Polarity:	Vertical	Test Voltage:	DC 12V

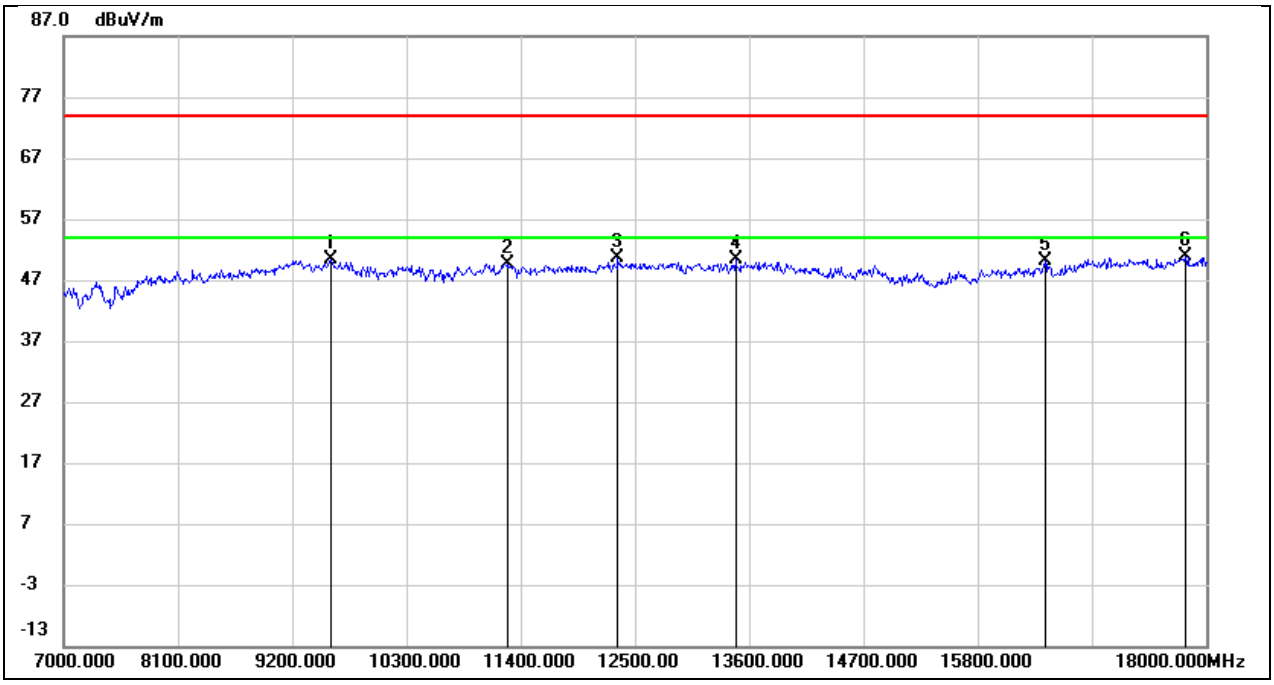

No.	Frequency (MHz)	Reading (dBuV)	Correct (dB/m)	Result (dBuV/m)	Limit (dBuV/m)	Margin (dB)	Remark
1	9574.000	37.22	13.21	50.43	74.00	-23.57	peak
2	11279.000	34.20	15.44	49.64	74.00	-24.36	peak
3	12335.000	32.59	17.93	50.52	74.00	-23.48	peak
4	13468.000	30.17	20.24	50.41	74.00	-23.59	peak
5	16449.000	26.53	23.60	50.13	74.00	-23.87	peak
6	17802.000	24.79	26.18	50.97	74.00	-23.03	peak

This report shall not be reproduced except in full, without the written approval of UL Verification Services (Guangzhou) Co., Ltd, Song Shan Lake Branch.

Test Mode:	802.11ax HE40	Frequency(MHz):	5190
Polarity:	Horizontal	Test Voltage:	DC 12V

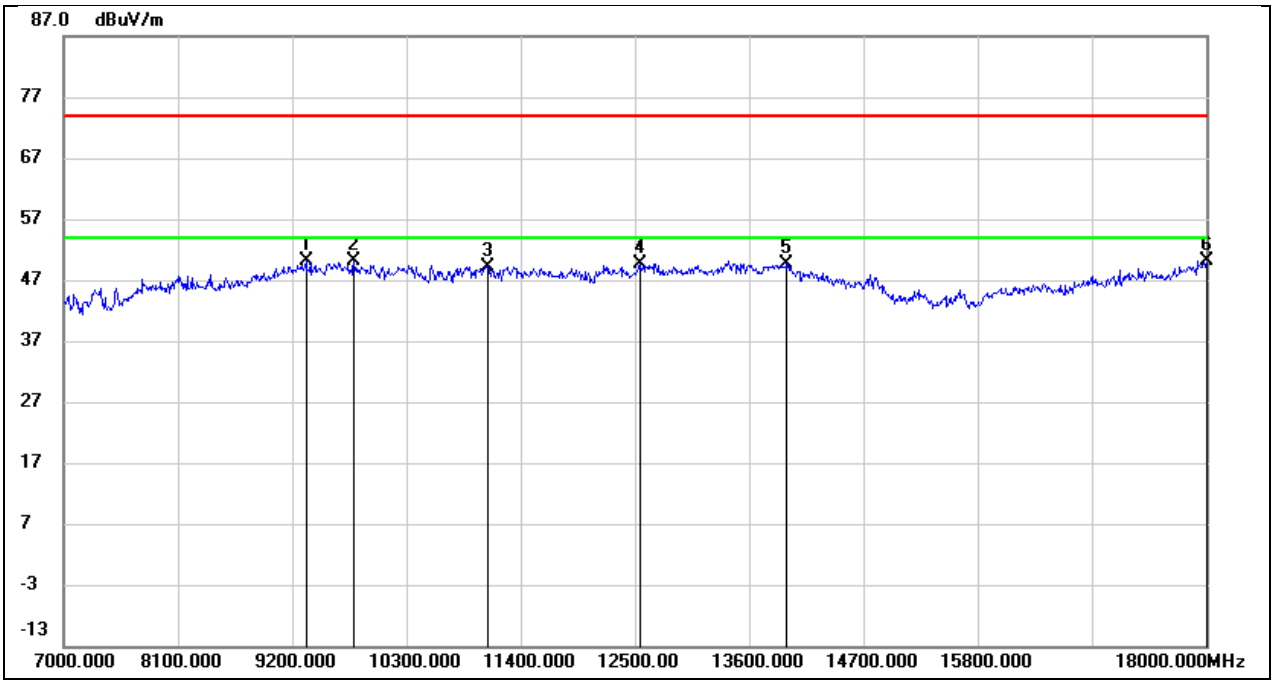

No.	Frequency (MHz)	Reading (dBuV)	Correct (dB/m)	Result (dBuV/m)	Limit (dBuV/m)	Margin (dB)	Remark
1	9332.000	38.14	11.99	50.13	74.00	-23.87	peak
2	9794.000	36.47	13.78	50.25	74.00	-23.75	peak
3	11081.000	33.74	15.51	49.25	74.00	-24.75	peak
4	12544.000	30.62	19.06	49.68	74.00	-24.32	peak
5	13963.000	26.28	23.46	49.74	74.00	-24.26	peak
6	18000.000	20.59	29.61	50.20	74.00	-23.80	peak

This report shall not be reproduced except in full, without the written approval of UL Verification Services (Guangzhou) Co., Ltd, Song Shan Lake Branch.

Test Mode:	802.11ax HE40	Frequency(MHz):	5190
Polarity:	Vertical	Test Voltage:	DC 12V

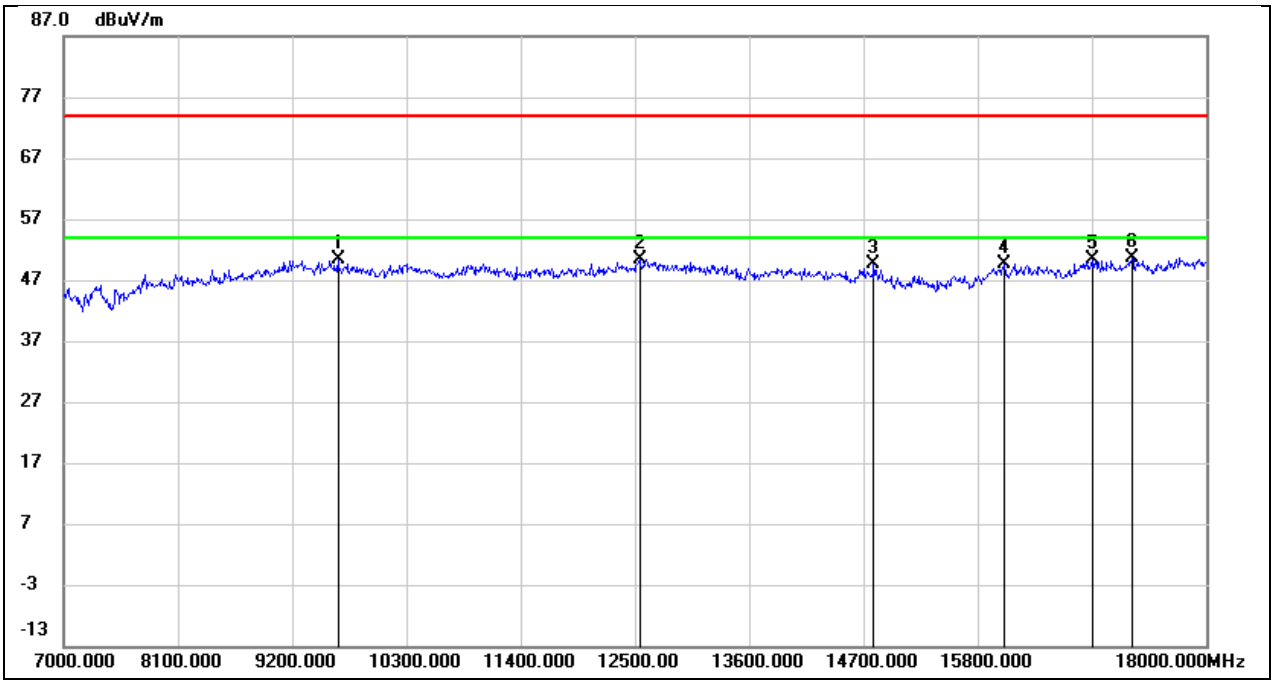

No.	Frequency (MHz)	Reading (dBuV)	Correct (dB/m)	Result (dBuV/m)	Limit (dBuV/m)	Margin (dB)	Remark
1	9640.000	37.08	13.33	50.41	74.00	-23.59	peak
2	12544.000	32.25	18.14	50.39	74.00	-23.61	peak
3	14799.000	29.04	20.60	49.64	74.00	-24.36	peak
4	16053.000	26.43	23.21	49.64	74.00	-24.36	peak
5	16900.000	26.11	24.24	50.35	74.00	-23.65	peak
6	17285.000	25.76	24.97	50.73	74.00	-23.27	peak

This report shall not be reproduced except in full, without the written approval of UL Verification Services (Guangzhou) Co., Ltd, Song Shan Lake Branch.

Test Mode:	802.11ax HE40	Frequency(MHz):	5230
Polarity:	Horizontal	Test Voltage:	DC 12V

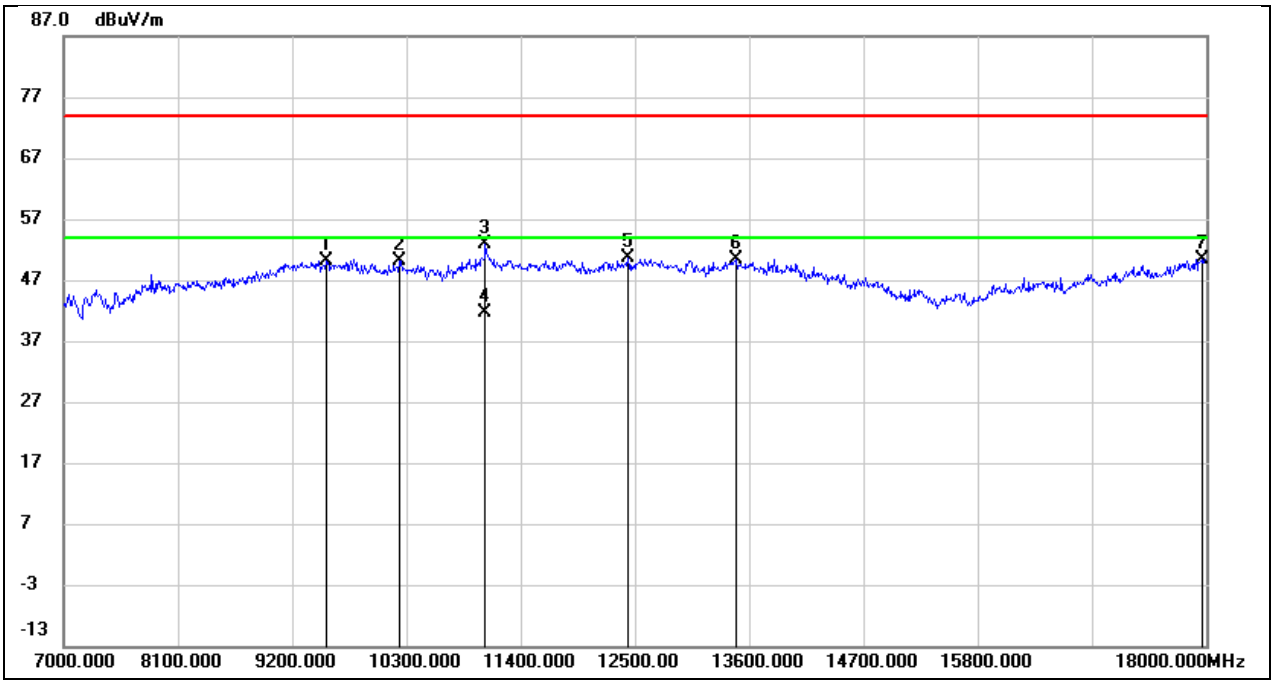

No.	Frequency (MHz)	Reading (dBuV)	Correct (dB/m)	Result (dBuV/m)	Limit (dBuV/m)	Margin (dB)	Remark
1	9530.000	37.09	13.04	50.13	74.00	-23.87	peak
2	10234.000	37.03	13.21	50.24	74.00	-23.76	peak
3	11059.000	37.54	15.39	52.93	74.00	-21.07	peak
4	11059.000	26.13	15.39	41.52	54.00	-12.48	AVG
5	12434.000	31.53	18.98	50.51	74.00	-23.49	peak
6	13468.000	28.54	21.91	50.45	74.00	-23.55	peak
7	17956.000	21.26	29.14	50.40	74.00	-23.60	peak

This report shall not be reproduced except in full, without the written approval of UL Verification Services (Guangzhou) Co., Ltd, Song Shan Lake Branch.

Test Mode:	802.11ax HE40	Frequency(MHz):	5230
Polarity:	Vertical	Test Voltage:	DC 12V

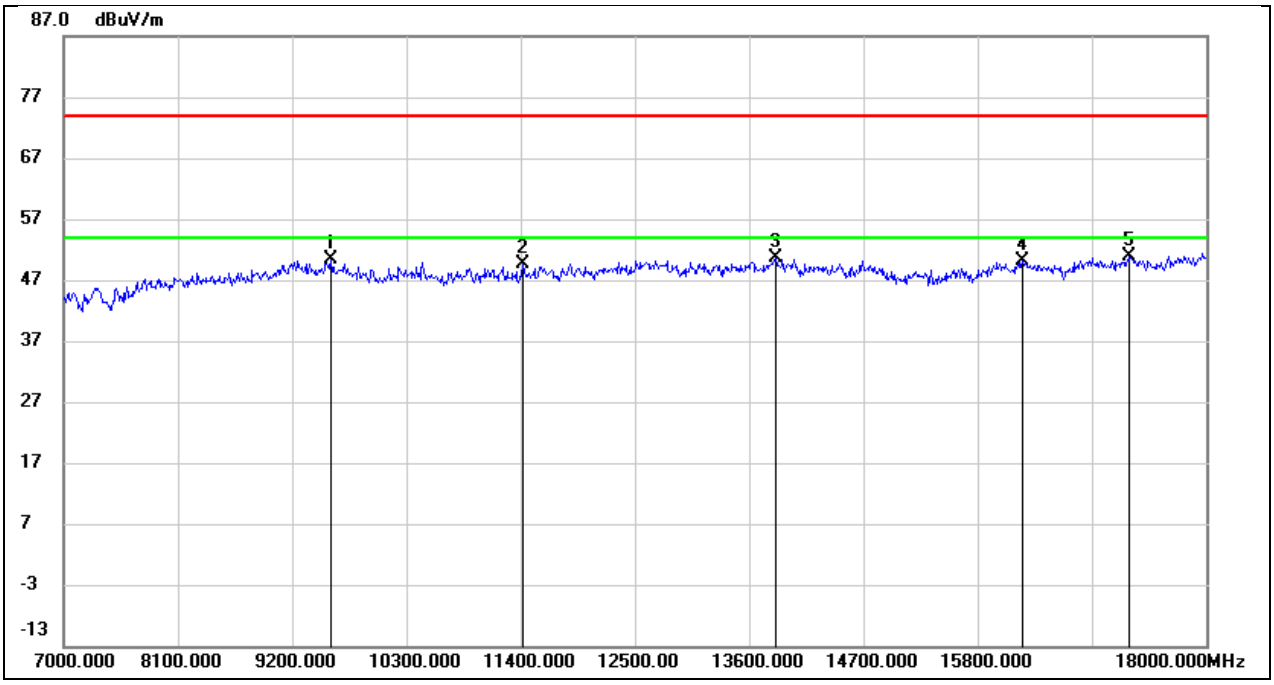

No.	Frequency (MHz)	Reading (dBuV)	Correct (dB/m)	Result (dBuV/m)	Limit (dBuV/m)	Margin (dB)	Remark
1	9574.000	37.07	13.21	50.28	74.00	-23.72	peak
2	11422.000	33.48	16.07	49.55	74.00	-24.45	peak
3	13853.000	29.14	21.38	50.52	74.00	-23.48	peak
4	16229.000	25.93	24.09	50.02	74.00	-23.98	peak
5	17263.000	25.88	24.96	50.84	74.00	-23.16	peak

This report shall not be reproduced except in full, without the written approval of UL Verification Services (Guangzhou) Co., Ltd, Song Shan Lake Branch.

Test Mode:	802.11ax HE40	Frequency(MHz):	5270
Polarity:	Horizontal	Test Voltage:	DC 12V

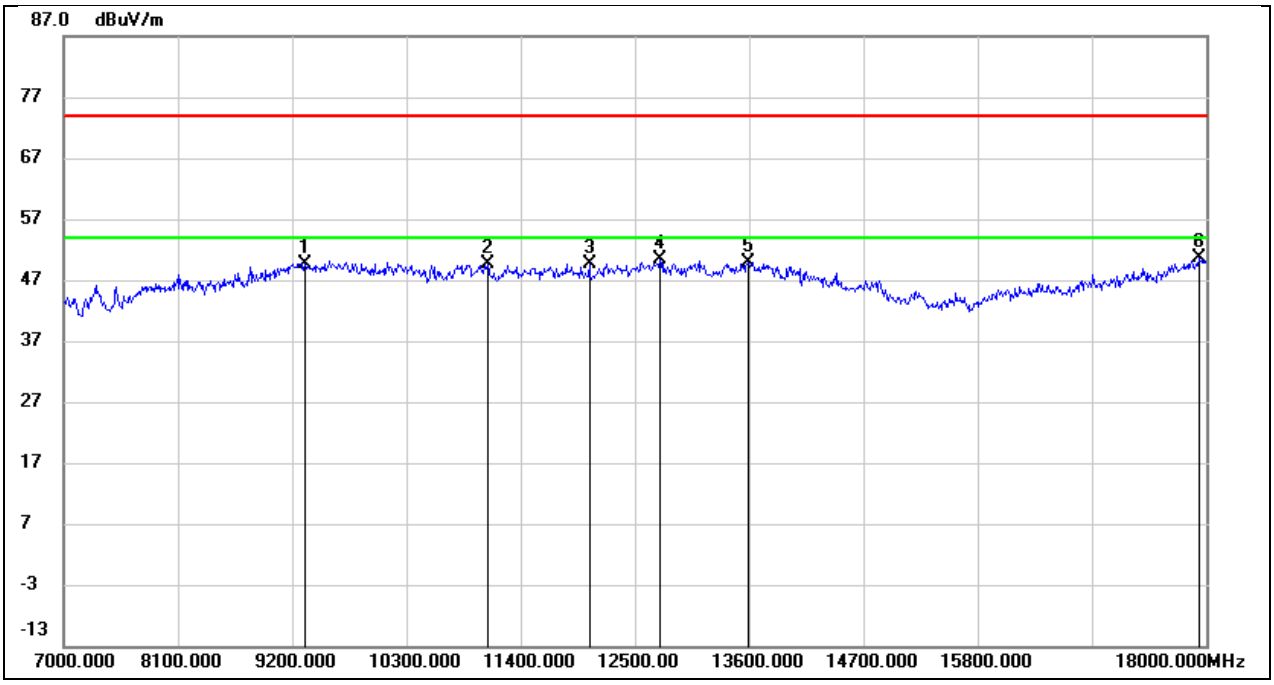

No.	Frequency (MHz)	Reading (dBuV)	Correct (dB/m)	Result (dBuV/m)	Limit (dBuV/m)	Margin (dB)	Remark
1	9321.000	37.75	11.95	49.70	74.00	-24.30	peak
2	11081.000	34.03	15.51	49.54	74.00	-24.46	peak
3	12060.000	31.18	18.56	49.74	74.00	-24.26	peak
4	12742.000	30.75	19.75	50.50	74.00	-23.50	peak
5	13589.000	27.60	22.20	49.80	74.00	-24.20	peak
6	17934.000	21.63	28.91	50.54	74.00	-23.46	peak

This report shall not be reproduced except in full, without the written approval of UL Verification Services (Guangzhou) Co., Ltd, Song Shan Lake Branch.

Test Mode:	802.11ax HE40	Frequency(MHz):	5270
Polarity:	Vertical	Test Voltage:	DC 12V

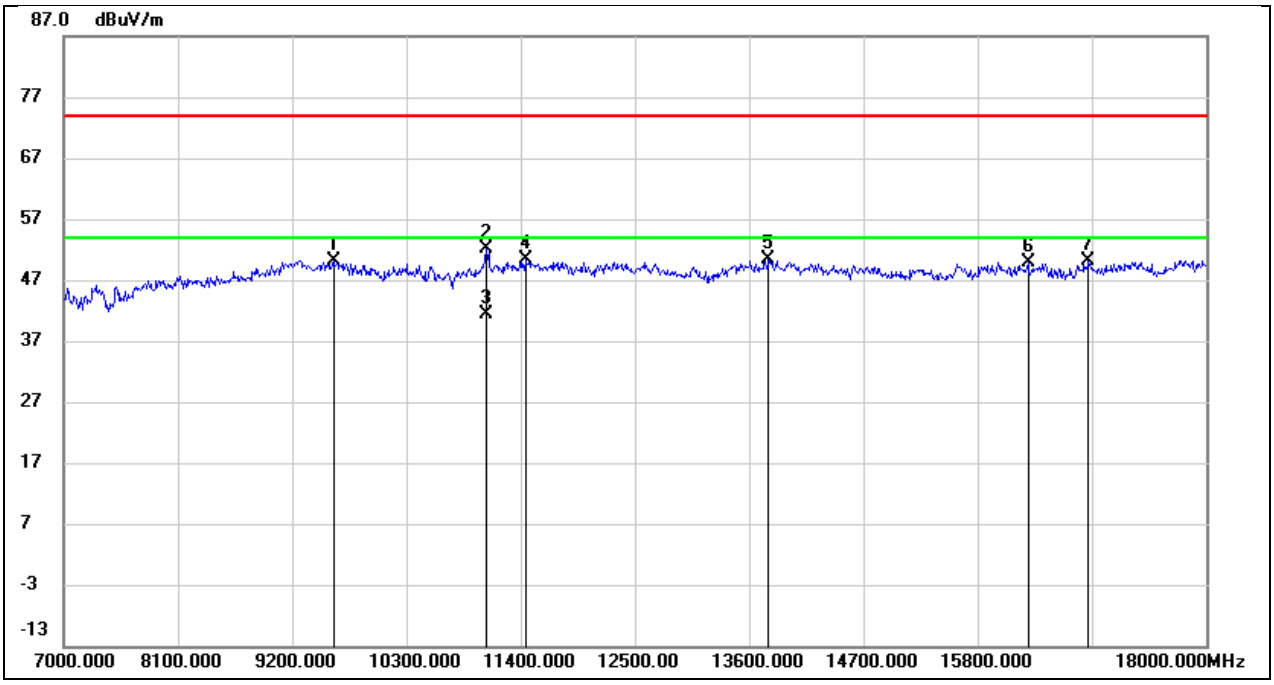

No.	Frequency (MHz)	Reading (dBuV)	Correct (dB/m)	Result (dBuV/m)	Limit (dBuV/m)	Margin (dB)	Remark
1	9596.000	36.93	13.30	50.23	74.00	-23.77	peak
2	11070.000	37.53	14.55	52.08	74.00	-21.92	peak
3	11070.000	26.82	14.55	41.37	54.00	-12.63	AVG
4	11444.000	34.19	16.15	50.34	74.00	-23.66	peak
5	13787.000	29.31	21.12	50.43	74.00	-23.57	peak
6	16284.000	25.99	23.92	49.91	74.00	-24.09	peak
7	16867.000	26.03	24.17	50.20	74.00	-23.80	peak

This report shall not be reproduced except in full, without the written approval of UL Verification Services (Guangzhou) Co., Ltd, Song Shan Lake Branch.

Test Mode:	802.11ax HE40	Frequency(MHz):	5310
Polarity:	Horizontal	Test Voltage:	DC 12V

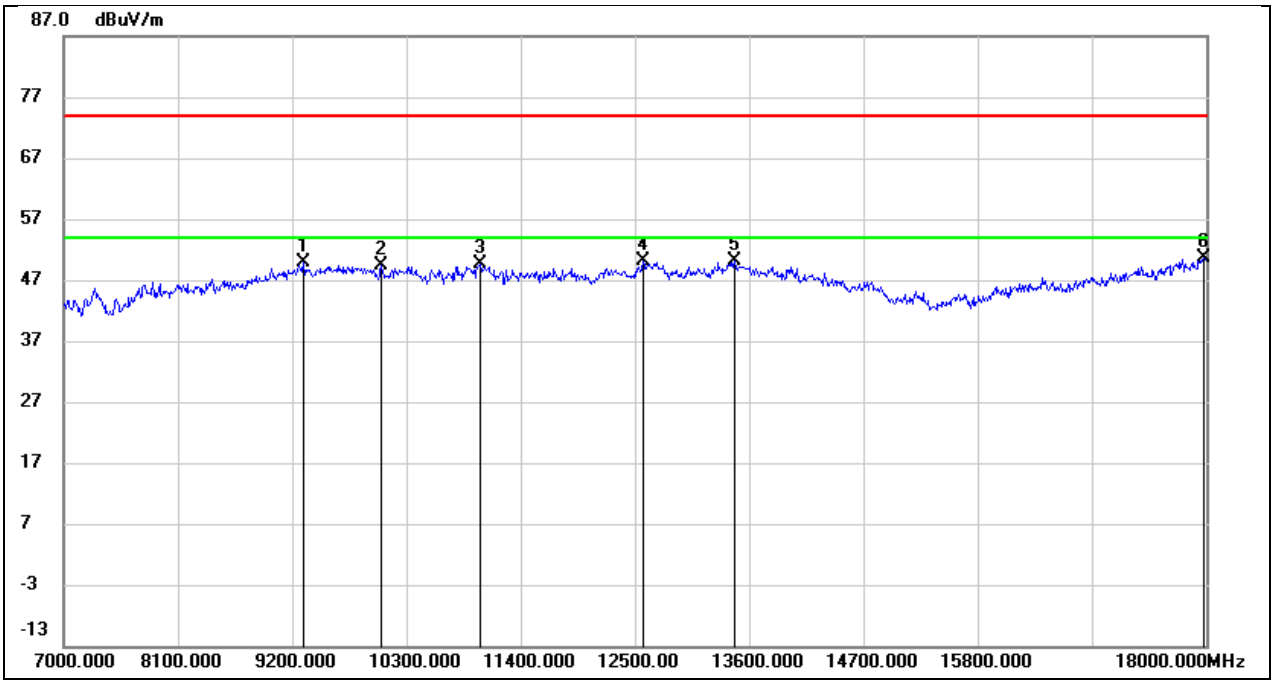

No.	Frequency (MHz)	Reading (dBuV)	Correct (dB/m)	Result (dBuV/m)	Limit (dBuV/m)	Margin (dB)	Remark
1	9310.000	38.07	11.92	49.99	74.00	-24.01	peak
2	10058.000	35.98	13.29	49.27	74.00	-24.73	peak
3	11015.000	34.50	15.14	49.64	74.00	-24.36	peak
4	12577.000	31.07	19.13	50.20	74.00	-23.80	peak
5	13457.000	28.16	21.87	50.03	74.00	-23.97	peak
6	17978.000	21.17	29.38	50.55	74.00	-23.45	peak

This report shall not be reproduced except in full, without the written approval of UL Verification Services (Guangzhou) Co., Ltd, Song Shan Lake Branch.

Test Mode:	802.11ax HE40	Frequency(MHz):	5310
Polarity:	Vertical	Test Voltage:	DC 12V

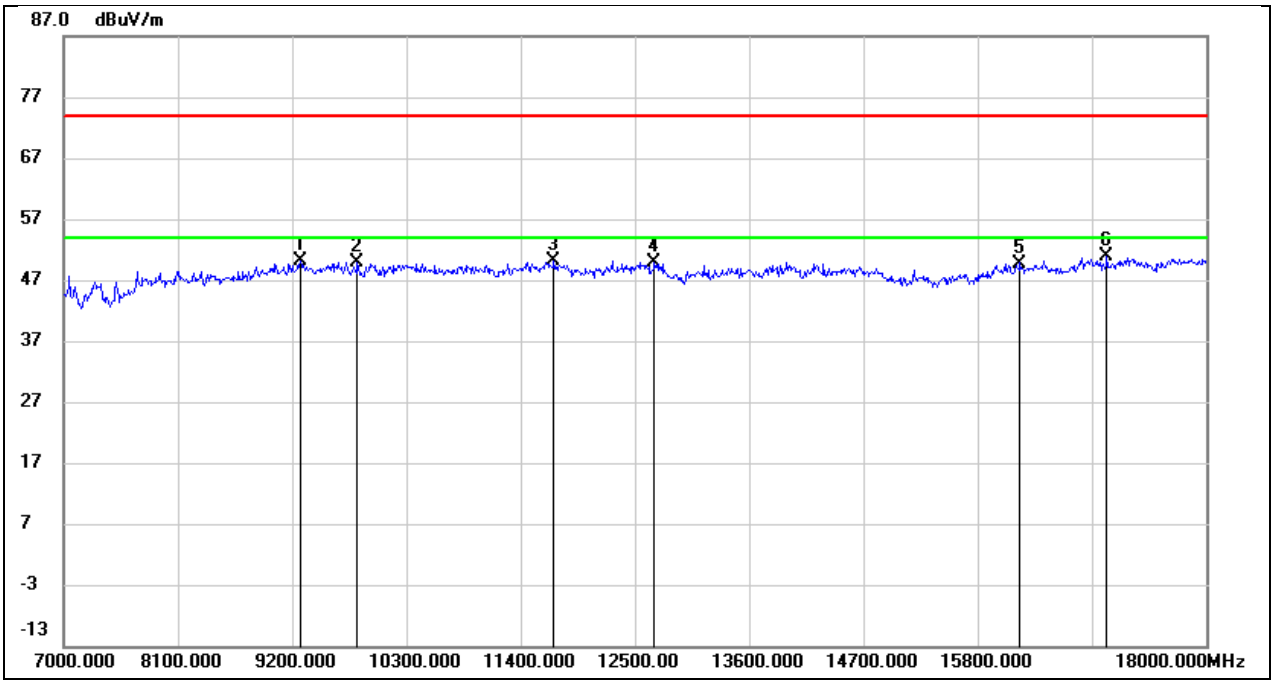

No.	Frequency (MHz)	Reading (dBuV)	Correct (dB/m)	Result (dBuV/m)	Limit (dBuV/m)	Margin (dB)	Remark
1	9277.000	38.10	11.99	50.09	74.00	-23.91	peak
2	9827.000	36.68	13.29	49.97	74.00	-24.03	peak
3	11719.000	33.38	16.71	50.09	74.00	-23.91	peak
4	12687.000	31.34	18.51	49.85	74.00	-24.15	peak
5	16207.000	25.61	24.14	49.75	74.00	-24.25	peak
6	17043.000	26.44	24.52	50.96	74.00	-23.04	peak

This report shall not be reproduced except in full, without the written approval of UL Verification Services (Guangzhou) Co., Ltd, Song Shan Lake Branch.

Test Mode:	802.11ax HE40	Frequency(MHz):	5510
Polarity:	Horizontal	Test Voltage:	DC 12V

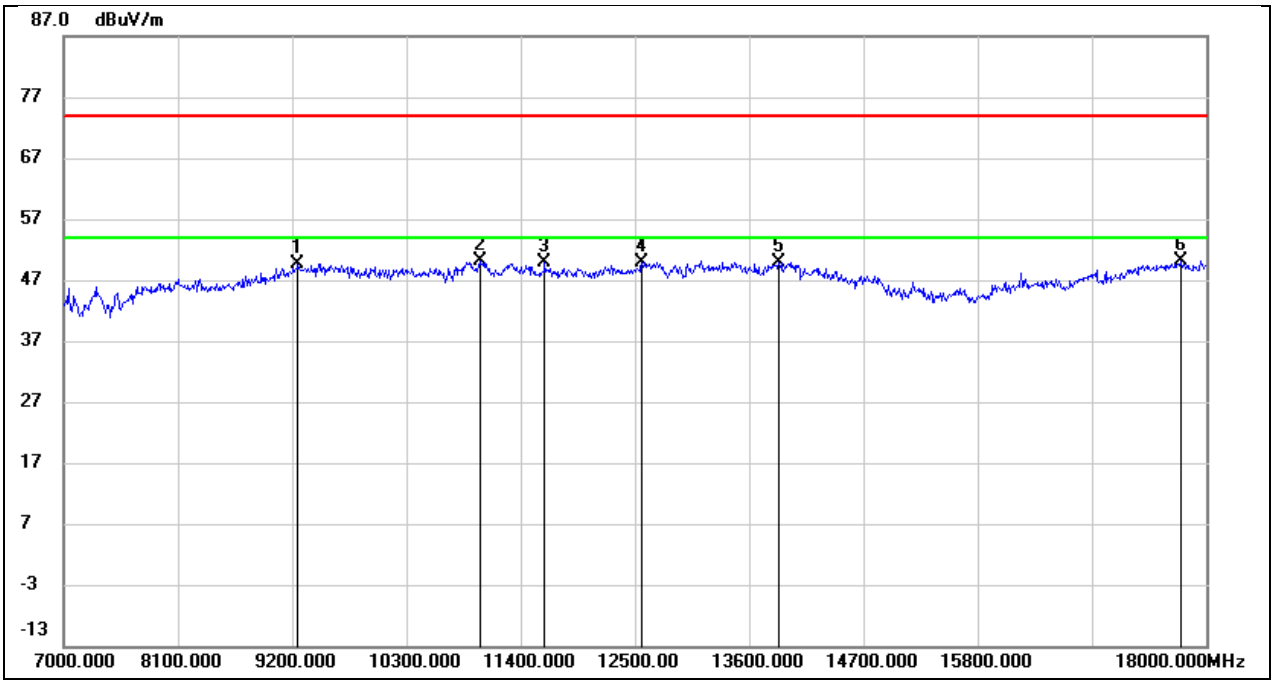

No.	Frequency (MHz)	Reading (dBuV)	Correct (dB/m)	Result (dBuV/m)	Limit (dBuV/m)	Margin (dB)	Remark
1	9255.000	37.93	11.74	49.67	74.00	-24.33	peak
2	11004.000	35.12	15.08	50.20	74.00	-23.80	peak
3	11631.000	31.82	18.08	49.90	74.00	-24.10	peak
4	12566.000	30.85	19.10	49.95	74.00	-24.05	peak
5	13886.000	26.81	23.15	49.96	74.00	-24.04	peak
6	17758.000	22.95	27.07	50.02	74.00	-23.98	peak

This report shall not be reproduced except in full, without the written approval of UL Verification Services (Guangzhou) Co., Ltd, Song Shan Lake Branch.

Test Mode:	802.11ax HE40	Frequency(MHz):	5510
Polarity:	Vertical	Test Voltage:	DC 12V

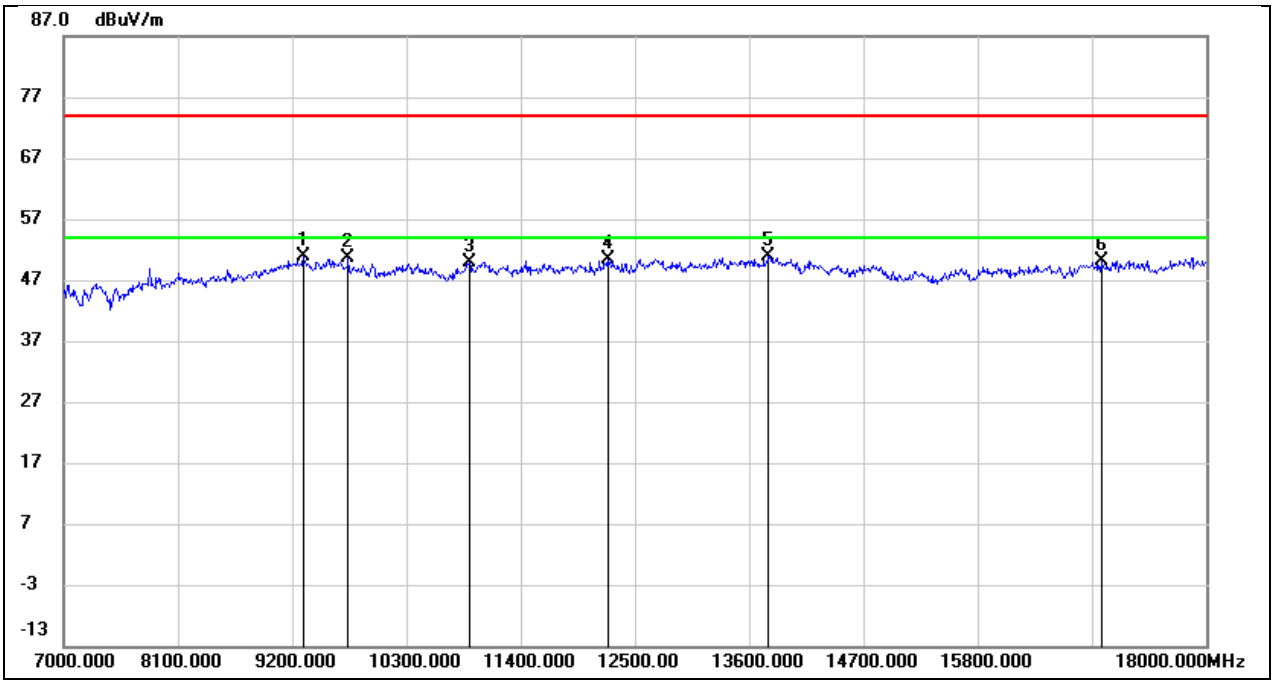

No.	Frequency (MHz)	Reading (dBuV)	Correct (dB/m)	Result (dBuV/m)	Limit (dBuV/m)	Margin (dB)	Remark
1	9310.000	38.70	12.07	50.77	74.00	-23.23	peak
2	9739.000	37.22	13.36	50.58	74.00	-23.42	peak
3	10905.000	35.80	14.06	49.86	74.00	-24.14	peak
4	12236.000	32.60	17.76	50.36	74.00	-23.64	peak
5	13787.000	29.72	21.12	50.84	74.00	-23.16	peak
6	16988.000	25.74	24.40	50.14	74.00	-23.86	peak

This report shall not be reproduced except in full, without the written approval of UL Verification Services (Guangzhou) Co., Ltd, Song Shan Lake Branch.

Test Mode:	802.11ax HE40	Frequency(MHz):	5550
Polarity:	Horizontal	Test Voltage:	DC 12V

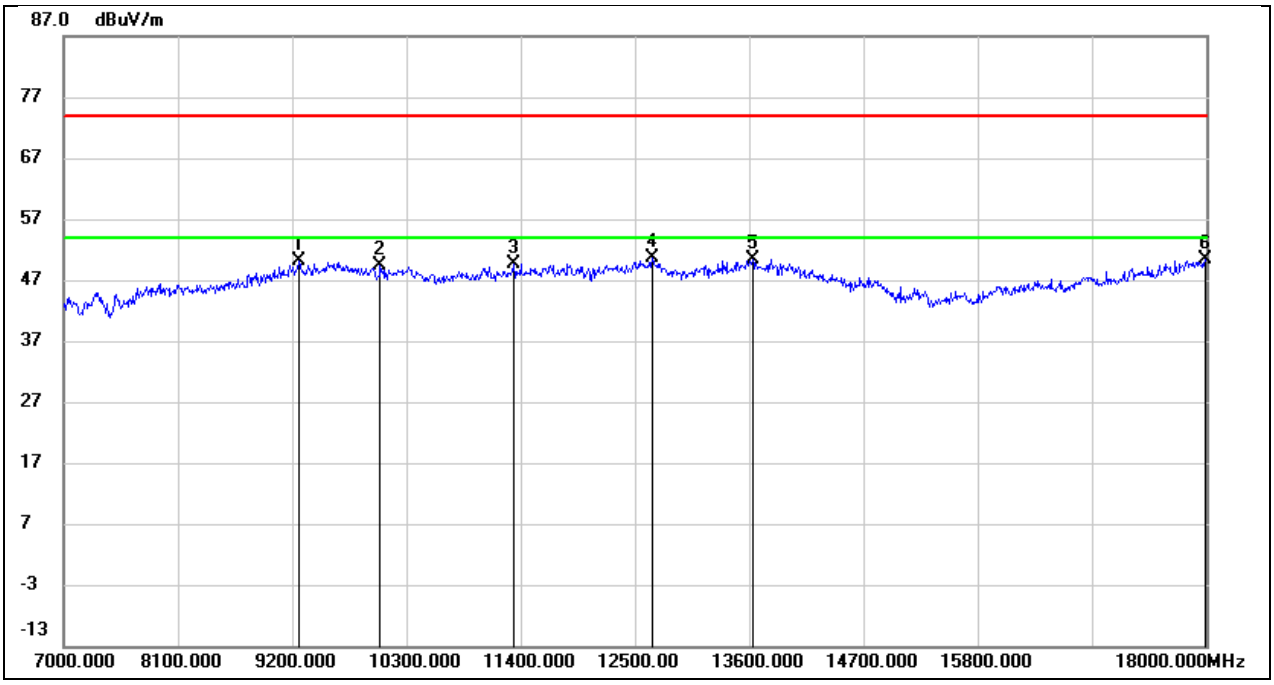

No.	Frequency (MHz)	Reading (dBuV)	Correct (dB/m)	Result (dBuV/m)	Limit (dBuV/m)	Margin (dB)	Remark
1	9266.000	38.45	11.78	50.23	74.00	-23.77	peak
2	10047.000	35.98	13.30	49.28	74.00	-24.72	peak
3	11334.000	32.68	16.96	49.64	74.00	-24.36	peak
4	12665.000	31.33	19.42	50.75	74.00	-23.25	peak
5	13633.000	27.98	22.31	50.29	74.00	-23.71	peak
6	17989.000	20.82	29.49	50.31	74.00	-23.69	peak

This report shall not be reproduced except in full, without the written approval of UL Verification Services (Guangzhou) Co., Ltd, Song Shan Lake Branch.

Test Mode:	802.11ax HE40	Frequency(MHz):	5550
Polarity:	Vertical	Test Voltage:	DC 12V

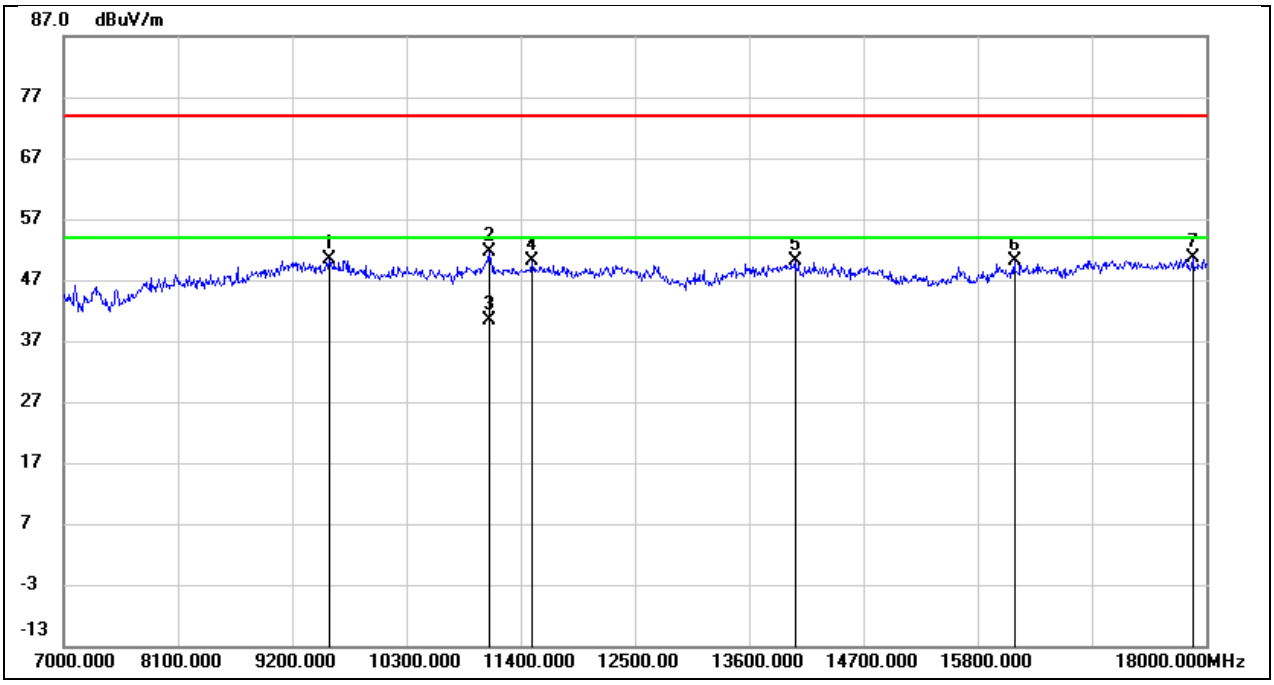

No.	Frequency (MHz)	Reading (dBuV)	Correct (dB/m)	Result (dBuV/m)	Limit (dBuV/m)	Margin (dB)	Remark
1	9552.000	37.23	13.10	50.33	74.00	-23.67	peak
2	11092.000	36.97	14.63	51.60	74.00	-22.40	peak
3	11092.000	25.75	14.63	40.38	54.00	-13.62	AVG
4	11510.000	33.74	16.37	50.11	74.00	-23.89	peak
5	14040.000	28.09	21.95	50.04	74.00	-23.96	peak
6	16152.000	26.17	23.85	50.02	74.00	-23.98	peak
7	17868.000	24.09	26.59	50.68	74.00	-23.32	peak

This report shall not be reproduced except in full, without the written approval of UL Verification Services (Guangzhou) Co., Ltd, Song Shan Lake Branch.

Test Mode:	802.11ax HE40	Frequency(MHz):	5670
Polarity:	Horizontal	Test Voltage:	DC 12V

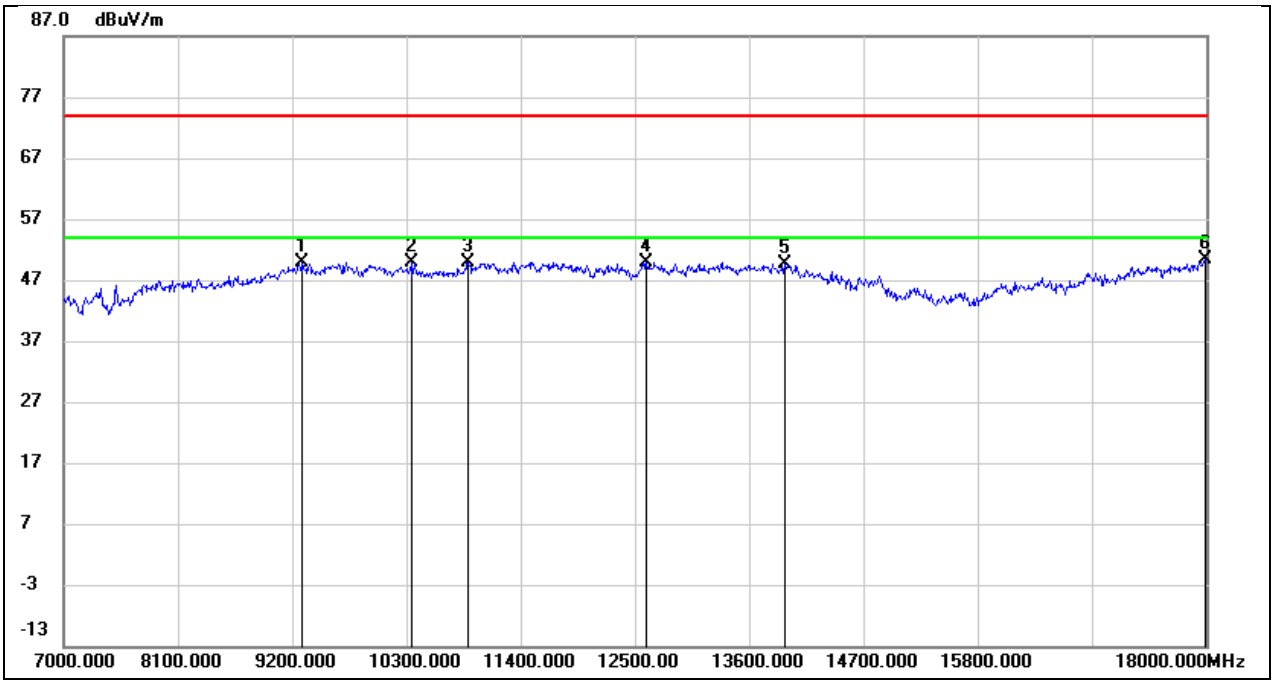

No.	Frequency (MHz)	Reading (dBuV)	Correct (dB/m)	Result (dBuV/m)	Limit (dBuV/m)	Margin (dB)	Remark
1	9299.000	38.03	11.88	49.91	74.00	-24.09	peak
2	10344.000	36.47	13.30	49.77	74.00	-24.23	peak
3	10894.000	35.28	14.72	50.00	74.00	-24.00	peak
4	12610.000	30.63	19.20	49.83	74.00	-24.17	peak
5	13941.000	26.31	23.37	49.68	74.00	-24.32	peak
6	17989.000	20.87	29.49	50.36	74.00	-23.64	peak

This report shall not be reproduced except in full, without the written approval of UL Verification Services (Guangzhou) Co., Ltd, Song Shan Lake Branch.

Test Mode:	802.11ax HE40	Frequency(MHz):	5670
Polarity:	Vertical	Test Voltage:	DC 12V

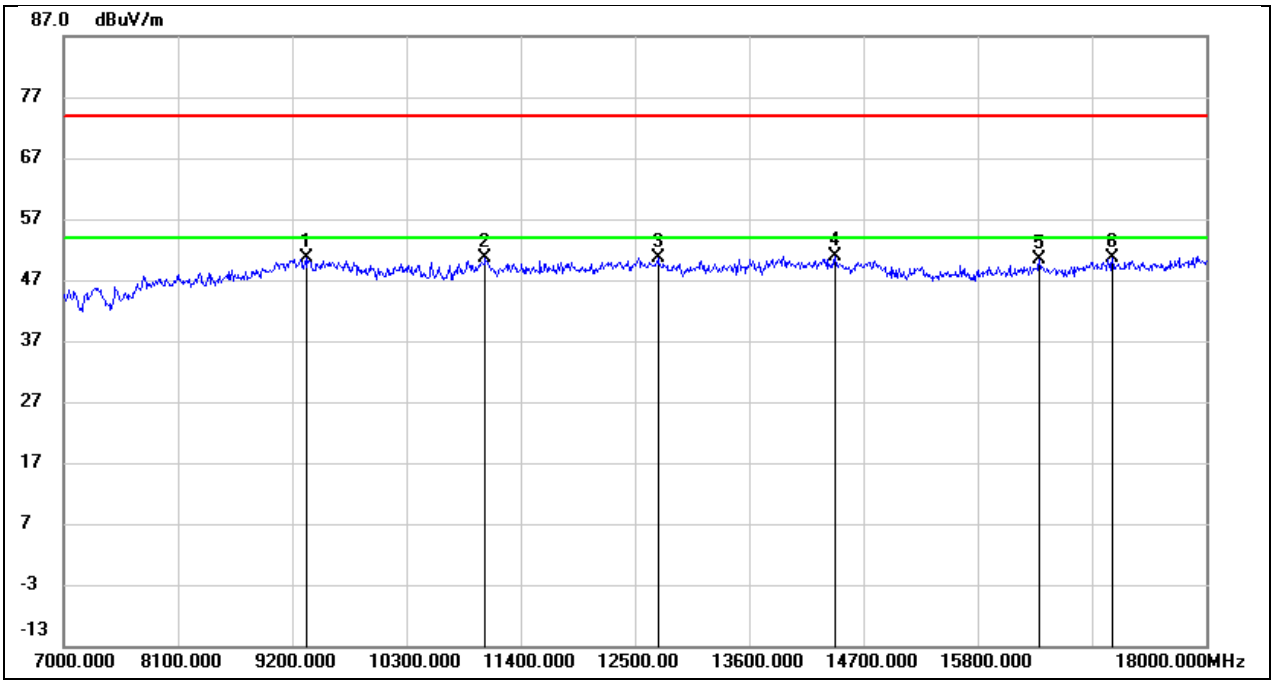

No.	Frequency (MHz)	Reading (dBuV)	Correct (dB/m)	Result (dBuV/m)	Limit (dBuV/m)	Margin (dB)	Remark
1	9343.000	38.48	12.15	50.63	74.00	-23.37	peak
2	11059.000	36.17	14.51	50.68	74.00	-23.32	peak
3	12720.000	32.01	18.62	50.63	74.00	-23.37	peak
4	14425.000	29.84	20.98	50.82	74.00	-23.18	peak
5	16394.000	26.65	23.61	50.26	74.00	-23.74	peak
6	17098.000	25.92	24.66	50.58	74.00	-23.42	peak

This report shall not be reproduced except in full, without the written approval of UL Verification Services (Guangzhou) Co., Ltd, Song Shan Lake Branch.

Test Mode:	802.11ax HE40	Frequency(MHz):	5710
Polarity:	Horizontal	Test Voltage:	DC 12V

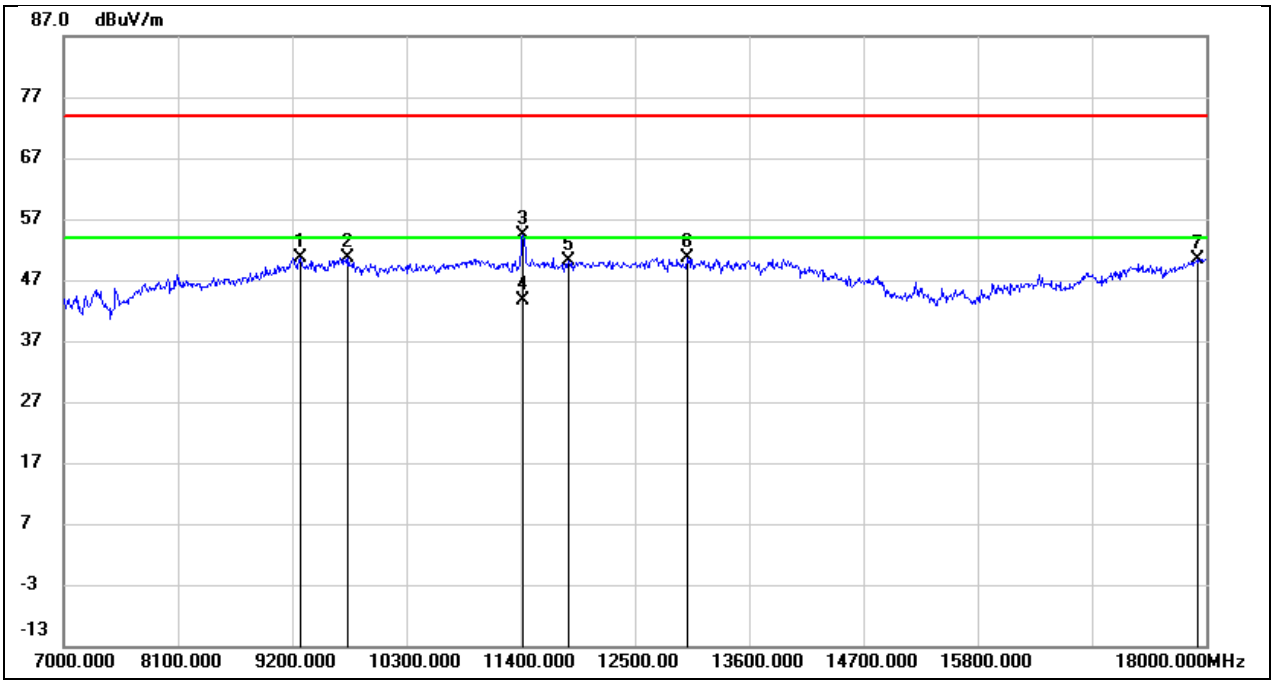

No.	Frequency (MHz)	Reading (dBuV)	Correct (dB/m)	Result (dBuV/m)	Limit (dBuV/m)	Margin (dB)	Remark
1	9277.000	38.82	11.81	50.63	74.00	-23.37	peak
2	9739.000	36.90	13.70	50.60	74.00	-23.40	peak
3	11422.000	36.86	17.46	54.32	74.00	-19.68	peak
4	11422.000	26.24	17.46	43.70	54.00	-10.30	AVG
5	11862.000	32.00	18.14	50.14	74.00	-23.86	peak
6	13006.000	30.45	20.08	50.53	74.00	-23.47	peak
7	17923.000	21.70	28.78	50.48	74.00	-23.52	peak

This report shall not be reproduced except in full, without the written approval of UL Verification Services (Guangzhou) Co., Ltd, Song Shan Lake Branch.

Test Mode:	802.11ax HE40	Frequency(MHz):	5710
Polarity:	Vertical	Test Voltage:	DC 12V

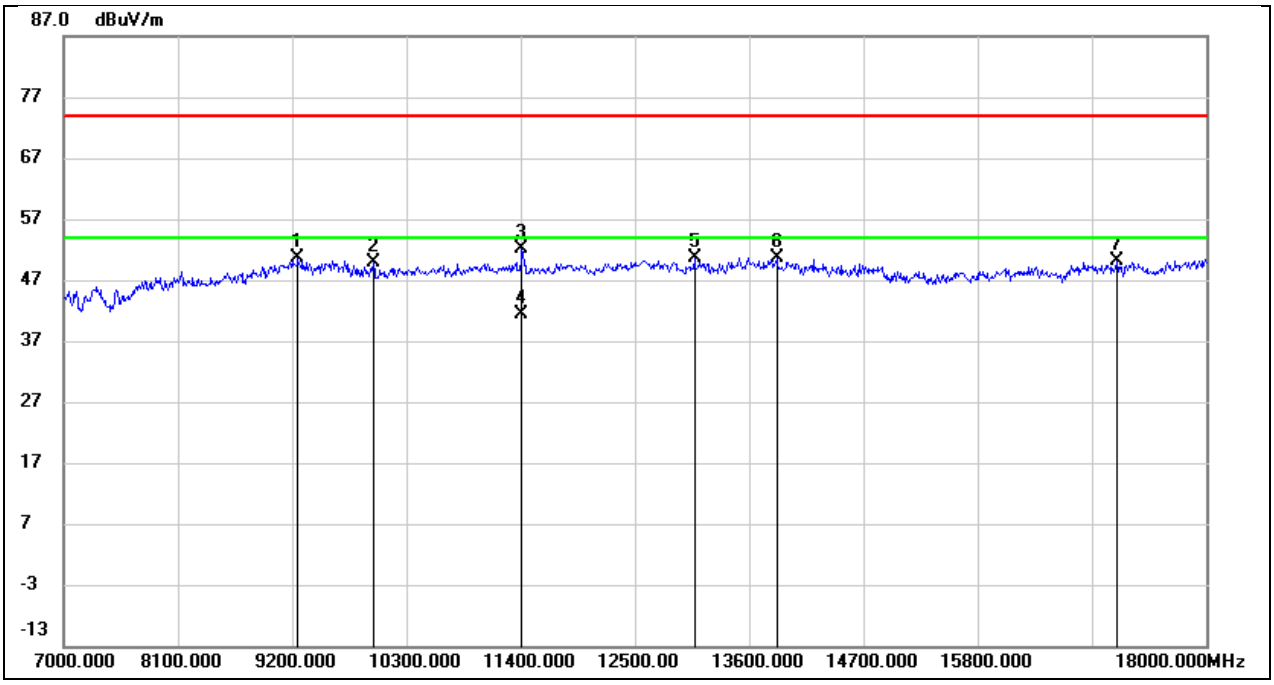

No.	Frequency (MHz)	Reading (dBuV)	Correct (dB/m)	Result (dBuV/m)	Limit (dBuV/m)	Margin (dB)	Remark
1	9255.000	38.75	11.93	50.68	74.00	-23.32	peak
2	9981.000	37.09	12.72	49.81	74.00	-24.19	peak
3	11411.000	36.03	16.04	52.07	74.00	-21.93	peak
4	11411.000	25.42	16.04	41.46	54.00	-12.54	AVG
5	13072.000	31.53	19.10	50.63	74.00	-23.37	peak
6	13864.000	29.30	21.43	50.73	74.00	-23.27	peak
7	17142.000	25.46	24.77	50.23	74.00	-23.77	peak

This report shall not be reproduced except in full, without the written approval of UL Verification Services (Guangzhou) Co., Ltd, Song Shan Lake Branch.

Test Mode:	802.11ax HE40	Frequency(MHz):	5755
Polarity:	Horizontal	Test Voltage:	DC 12V

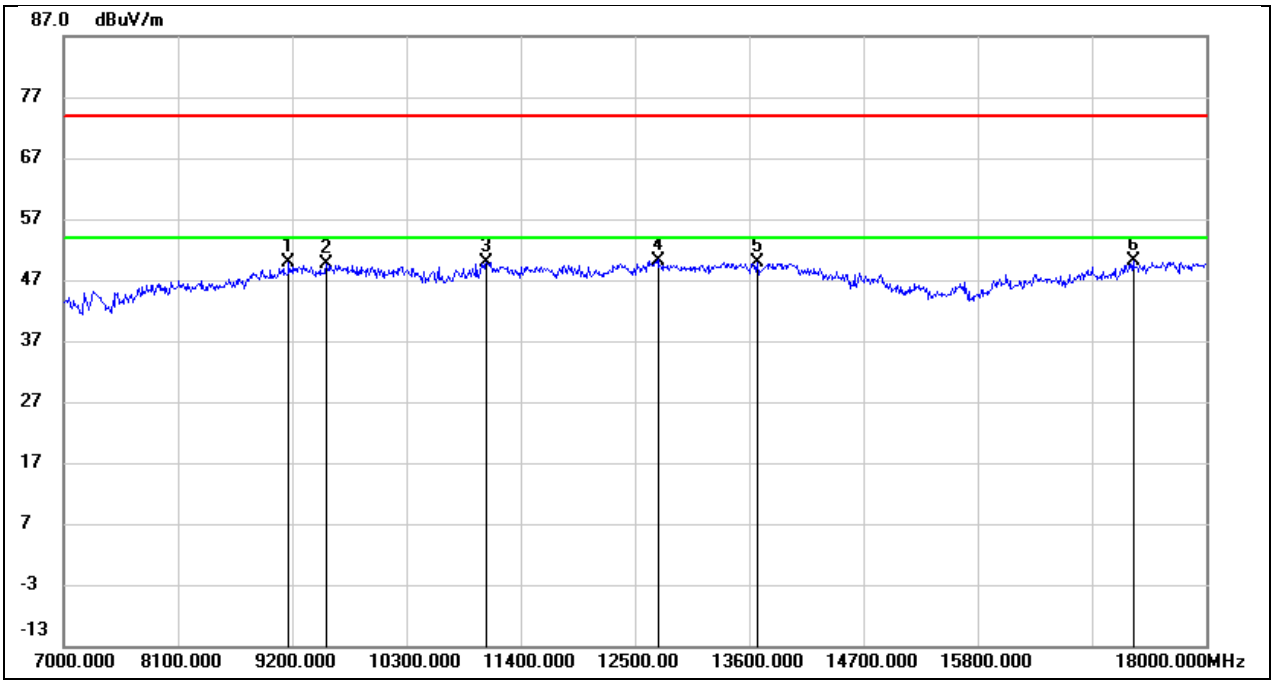

No.	Frequency (MHz)	Reading (dBuV)	Correct (dB/m)	Result (dBuV/m)	Limit (dBuV/m)	Margin (dB)	Remark
1	9167.000	38.46	11.42	49.88	74.00	-24.12	peak
2	9530.000	36.68	13.04	49.72	74.00	-24.28	peak
3	11070.000	34.53	15.44	49.97	74.00	-24.03	peak
4	12720.000	30.60	19.65	50.25	74.00	-23.75	peak
5	13677.000	27.32	22.44	49.76	74.00	-24.24	peak
6	17296.000	25.90	24.28	50.18	74.00	-23.82	peak

This report shall not be reproduced except in full, without the written approval of UL Verification Services (Guangzhou) Co., Ltd, Song Shan Lake Branch.

Test Mode:	802.11ax HE40	Frequency(MHz):	5755
Polarity:	Vertical	Test Voltage:	DC 12V

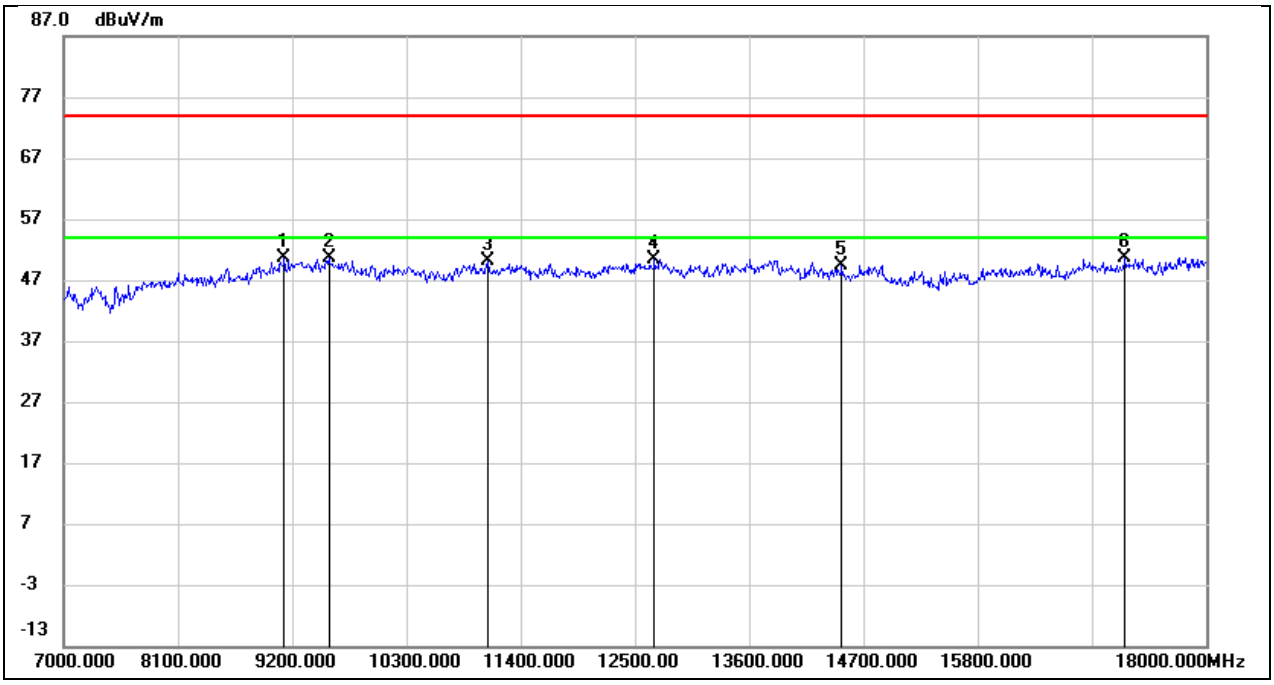

No.	Frequency (MHz)	Reading (dBuV)	Correct (dB/m)	Result (dBuV/m)	Limit (dBuV/m)	Margin (dB)	Remark
1	9123.000	39.10	11.52	50.62	74.00	-23.38	peak
2	9552.000	37.64	13.10	50.74	74.00	-23.26	peak
3	11081.000	35.42	14.59	50.01	74.00	-23.99	peak
4	12687.000	31.94	18.51	50.45	74.00	-23.55	peak
5	14491.000	28.48	20.96	49.44	74.00	-24.56	peak
6	17219.000	25.75	24.92	50.67	74.00	-23.33	peak

This report shall not be reproduced except in full, without the written approval of UL Verification Services (Guangzhou) Co., Ltd, Song Shan Lake Branch.

Test Mode:	802.11ax HE40	Frequency(MHz):	5795
Polarity:	Horizontal	Test Voltage:	DC 12V

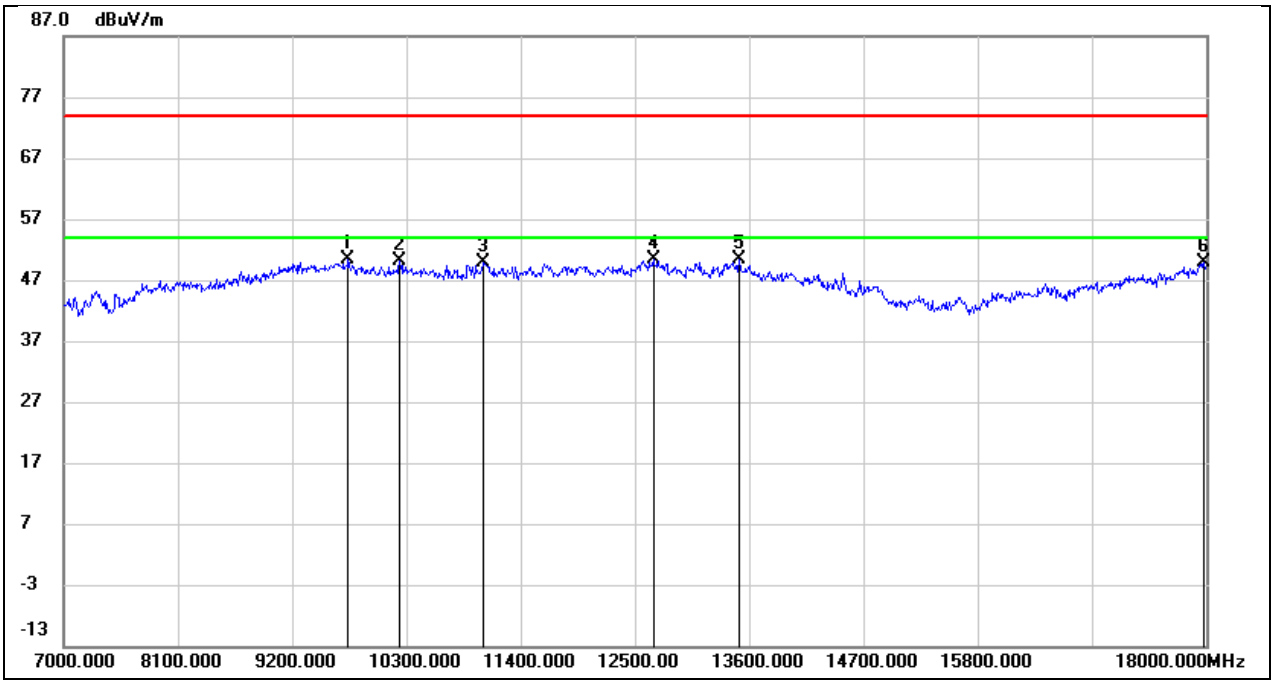

No.	Frequency (MHz)	Reading (dBuV)	Correct (dB/m)	Result (dBuV/m)	Limit (dBuV/m)	Margin (dB)	Remark
1	9739.000	36.71	13.70	50.41	74.00	-23.59	peak
2	10234.000	36.88	13.21	50.09	74.00	-23.91	peak
3	11037.000	34.65	15.27	49.92	74.00	-24.08	peak
4	12676.000	30.78	19.48	50.26	74.00	-23.74	peak
5	13501.000	28.37	22.04	50.41	74.00	-23.59	peak
6	17978.000	20.53	29.38	49.91	74.00	-24.09	peak

This report shall not be reproduced except in full, without the written approval of UL Verification Services (Guangzhou) Co., Ltd, Song Shan Lake Branch.

Test Mode:	802.11ax HE40	Frequency(MHz):	5795
Polarity:	Vertical	Test Voltage:	DC 12V

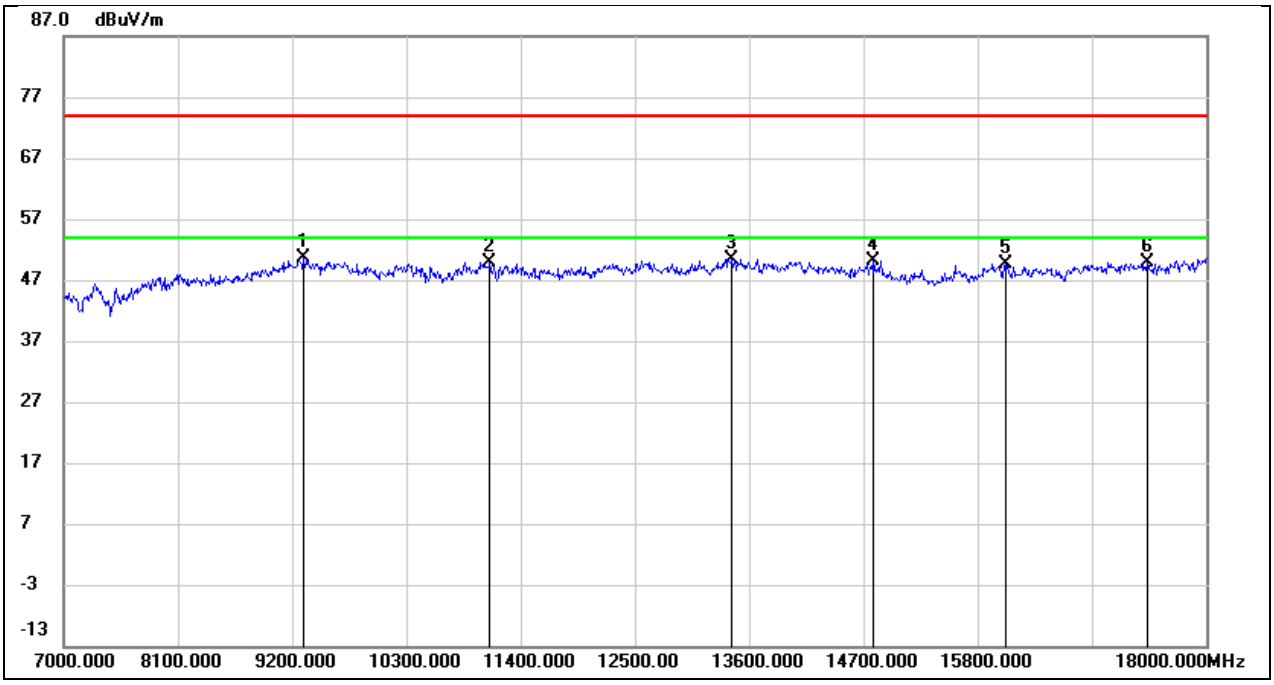

No.	Frequency (MHz)	Reading (dBuV)	Correct (dB/m)	Result (dBuV/m)	Limit (dBuV/m)	Margin (dB)	Remark
1	9310.000	38.48	12.07	50.55	74.00	-23.45	peak
2	11103.000	35.09	14.68	49.77	74.00	-24.23	peak
3	13435.000	30.33	20.15	50.48	74.00	-23.52	peak
4	14799.000	29.56	20.60	50.16	74.00	-23.84	peak
5	16064.000	26.30	23.28	49.58	74.00	-24.42	peak
6	17439.000	24.98	25.02	50.00	74.00	-24.00	peak

This report shall not be reproduced except in full, without the written approval of UL Verification Services (Guangzhou) Co., Ltd, Song Shan Lake Branch.

Test Mode:	802.11ax HE80	Frequency(MHz):	5210
Polarity:	Horizontal	Test Voltage:	DC 12V

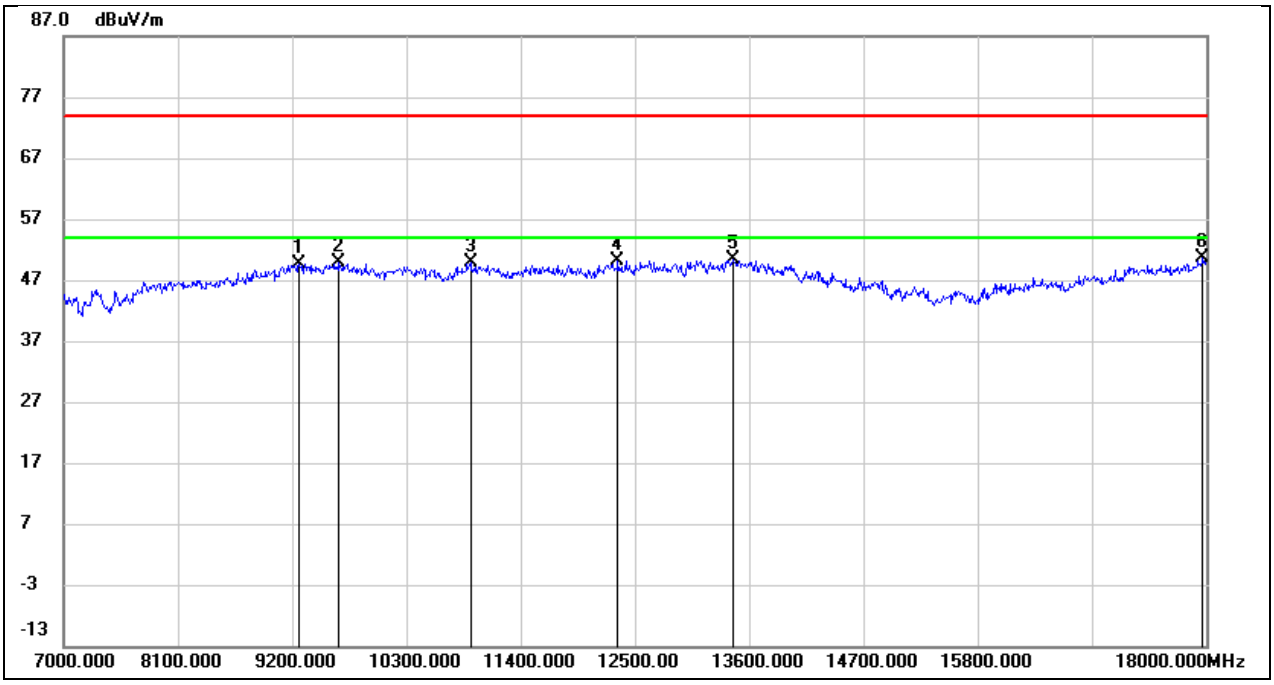

No.	Frequency (MHz)	Reading (dBuV)	Correct (dB/m)	Result (dBuV/m)	Limit (dBuV/m)	Margin (dB)	Remark
1	9266.000	37.89	11.78	49.67	74.00	-24.33	peak
2	9651.000	36.38	13.55	49.93	74.00	-24.07	peak
3	10916.000	34.98	14.79	49.77	74.00	-24.23	peak
4	12335.000	31.34	18.89	50.23	74.00	-23.77	peak
5	13446.000	28.60	21.82	50.42	74.00	-23.58	peak
6	17967.000	21.34	29.26	50.60	74.00	-23.40	peak

This report shall not be reproduced except in full, without the written approval of UL Verification Services (Guangzhou) Co., Ltd, Song Shan Lake Branch.

Test Mode:	802.11ax HE80	Frequency(MHz):	5210
Polarity:	Vertical	Test Voltage:	DC 12V

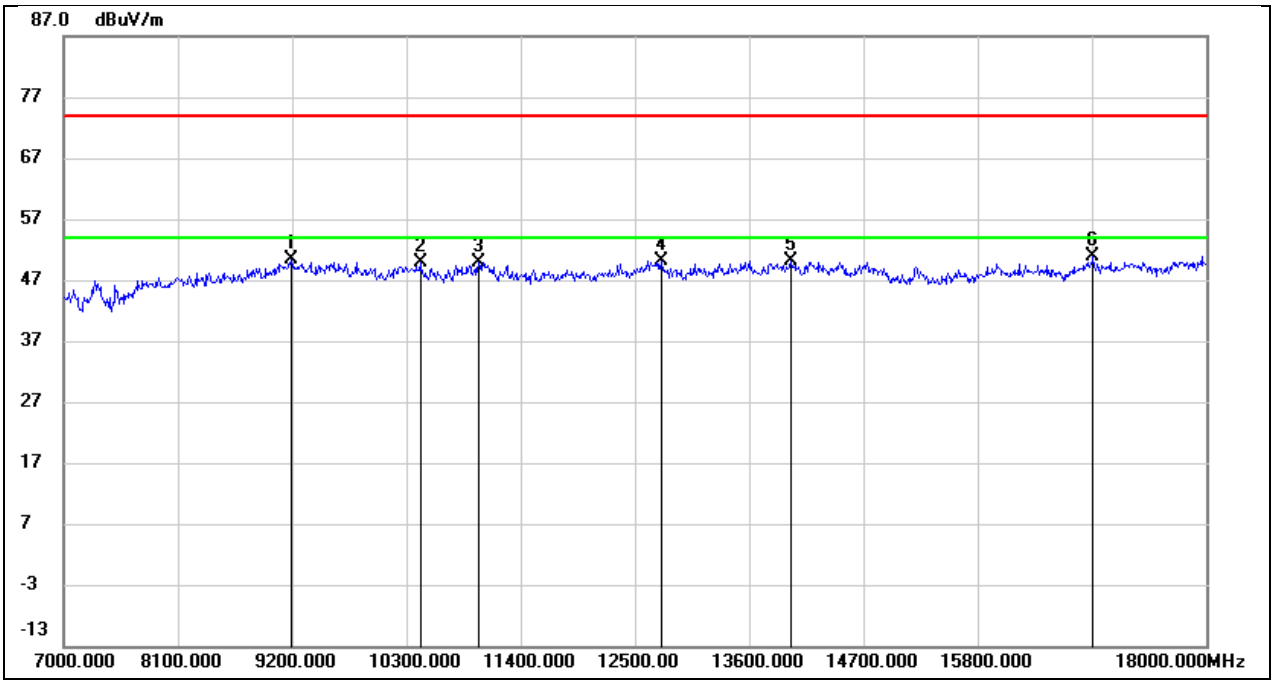

No.	Frequency (MHz)	Reading (dBuV)	Correct (dB/m)	Result (dBuV/m)	Limit (dBuV/m)	Margin (dB)	Remark
1	9189.000	38.56	11.76	50.32	74.00	-23.68	peak
2	10432.000	36.74	13.14	49.88	74.00	-24.12	peak
3	10993.000	35.74	14.25	49.99	74.00	-24.01	peak
4	12753.000	31.42	18.73	50.15	74.00	-23.85	peak
5	13996.000	28.04	21.99	50.03	74.00	-23.97	peak
6	16911.000	26.59	24.26	50.85	74.00	-23.15	peak

This report shall not be reproduced except in full, without the written approval of UL Verification Services (Guangzhou) Co., Ltd, Song Shan Lake Branch.

Test Mode:	802.11ax HE80	Frequency(MHz):	5290
Polarity:	Horizontal	Test Voltage:	DC 12V

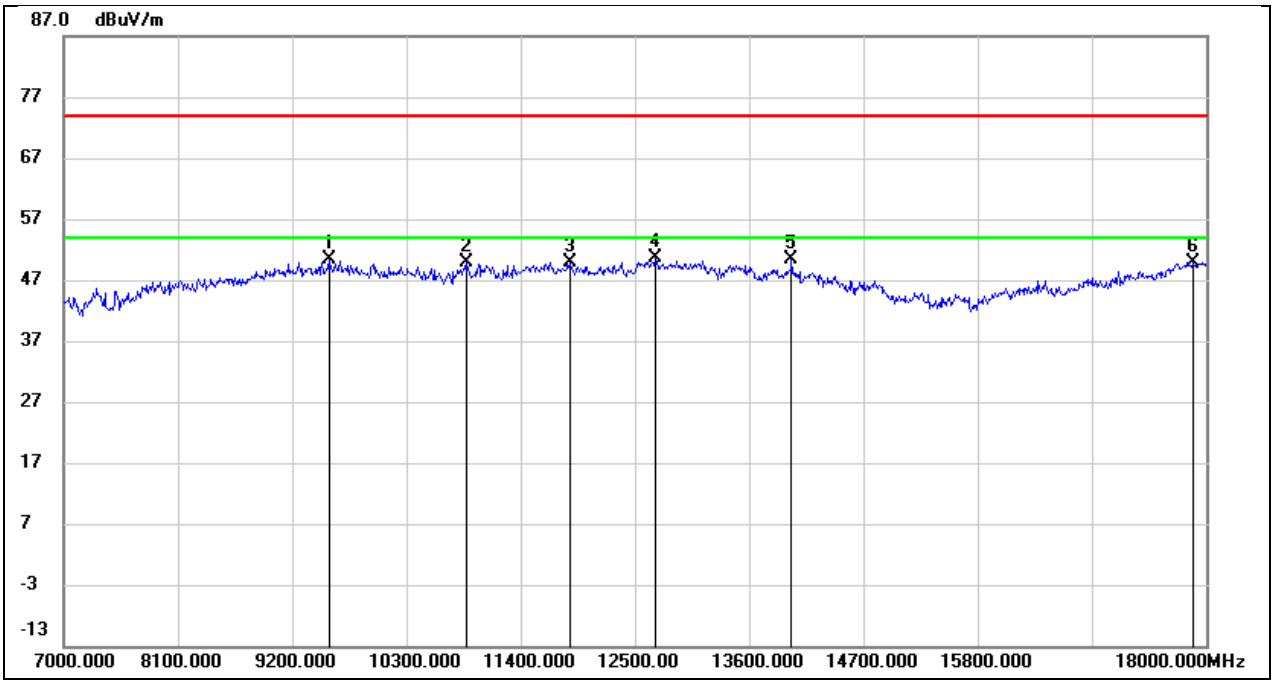

No.	Frequency (MHz)	Reading (dBuV)	Correct (dB/m)	Result (dBuV/m)	Limit (dBuV/m)	Margin (dB)	Remark
1	9552.000	37.13	13.17	50.30	74.00	-23.70	peak
2	10883.000	35.14	14.68	49.82	74.00	-24.18	peak
3	11873.000	31.64	18.16	49.80	74.00	-24.20	peak
4	12698.000	31.07	19.56	50.63	74.00	-23.37	peak
5	14007.000	26.72	23.59	50.31	74.00	-23.69	peak
6	17879.000	21.65	28.32	49.97	74.00	-24.03	peak

This report shall not be reproduced except in full, without the written approval of UL Verification Services (Guangzhou) Co., Ltd, Song Shan Lake Branch.

Test Mode:	802.11ax HE80	Frequency(MHz):	5290
Polarity:	Vertical	Test Voltage:	DC 12V

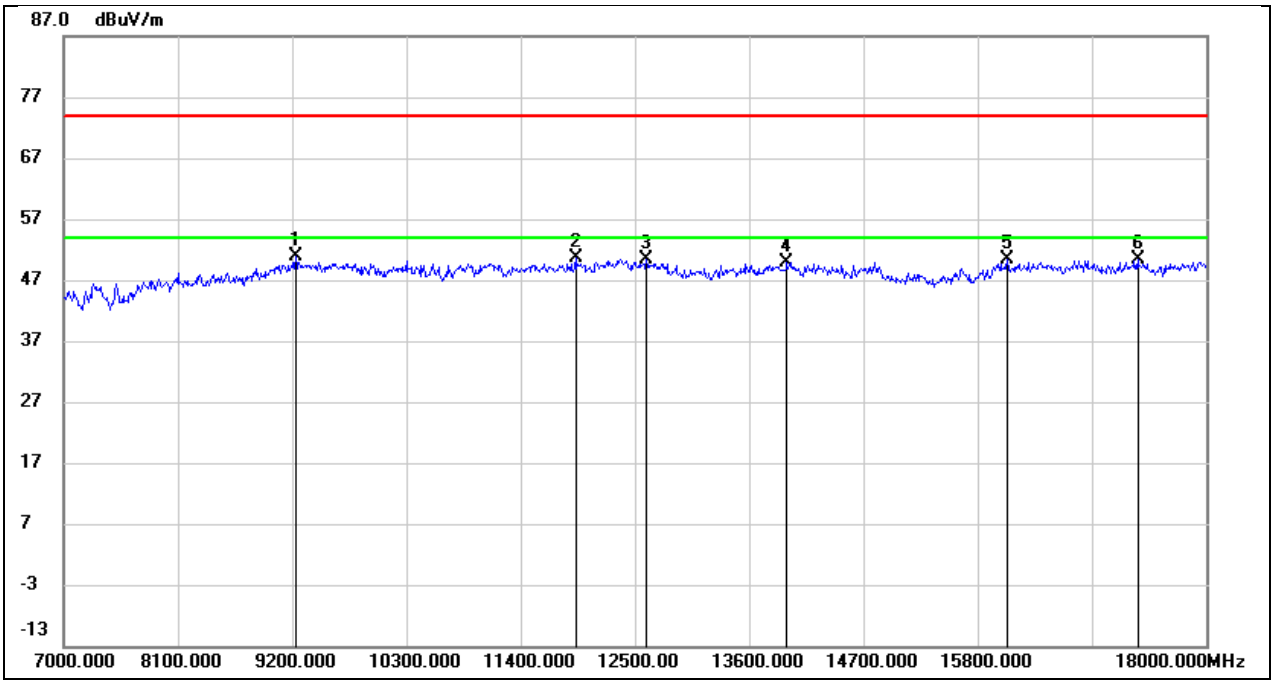

No.	Frequency (MHz)	Reading (dBuV)	Correct (dB/m)	Result (dBuV/m)	Limit (dBuV/m)	Margin (dB)	Remark
1	9233.000	38.88	11.88	50.76	74.00	-23.24	peak
2	11928.000	33.38	17.16	50.54	74.00	-23.46	peak
3	12610.000	32.03	18.24	50.27	74.00	-23.73	peak
4	13963.000	28.08	21.85	49.93	74.00	-24.07	peak
5	16086.000	26.93	23.42	50.35	74.00	-23.65	peak
6	17340.000	25.44	25.01	50.45	74.00	-23.55	peak

This report shall not be reproduced except in full, without the written approval of UL Verification Services (Guangzhou) Co., Ltd, Song Shan Lake Branch.

Test Mode:	802.11ax HE80	Frequency(MHz):	5530
Polarity:	Horizontal	Test Voltage:	DC 12V

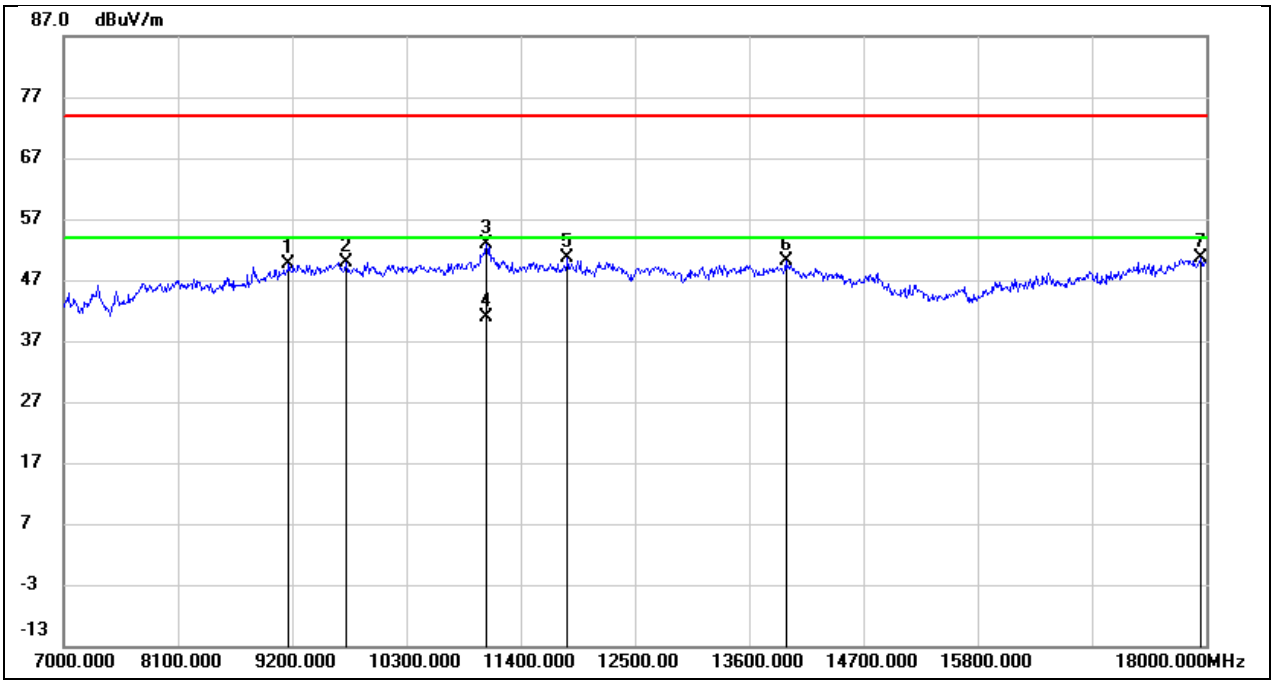

No.	Frequency (MHz)	Reading (dBuV)	Correct (dB/m)	Result (dBuV/m)	Limit (dBuV/m)	Margin (dB)	Remark
1	9167.000	38.19	11.42	49.61	74.00	-24.39	peak
2	9717.000	36.22	13.66	49.88	74.00	-24.12	peak
3	11070.000	37.34	15.44	52.78	74.00	-21.22	peak
4	11070.000	25.45	15.44	40.89	54.00	-13.11	AVG
5	11851.000	32.46	18.11	50.57	74.00	-23.43	peak
6	13952.000	26.66	23.42	50.08	74.00	-23.92	peak
7	17945.000	21.64	29.03	50.67	74.00	-23.33	peak

This report shall not be reproduced except in full, without the written approval of UL Verification Services (Guangzhou) Co., Ltd, Song Shan Lake Branch.

Test Mode:	802.11ax HE80	Frequency(MHz):	5530
Polarity:	Vertical	Test Voltage:	DC 12V

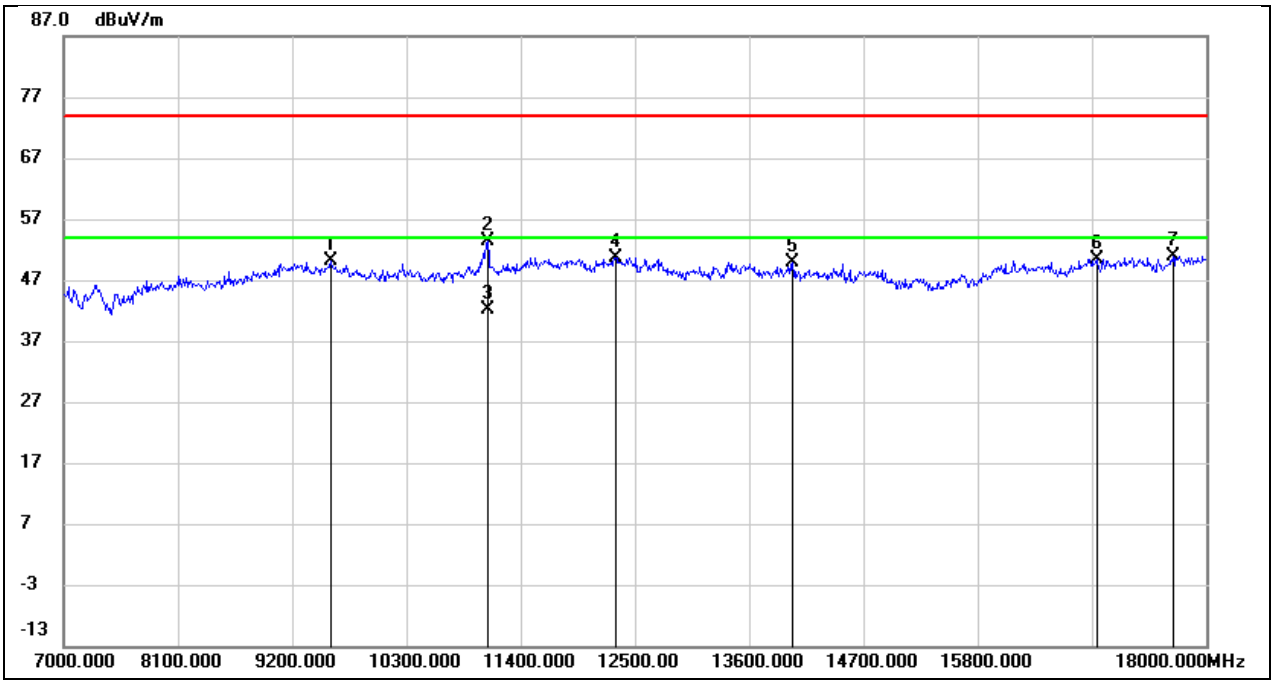

No.	Frequency (MHz)	Reading (dBuV)	Correct (dB/m)	Result (dBuV/m)	Limit (dBuV/m)	Margin (dB)	Remark
1	9574.000	36.88	13.21	50.09	74.00	-23.91	peak
2	11081.000	38.85	14.59	53.44	74.00	-20.56	peak
3	11081.000	27.48	14.59	42.07	54.00	-11.93	AVG
4	12313.000	32.84	17.88	50.72	74.00	-23.28	peak
5	14018.000	27.96	21.99	49.95	74.00	-24.05	peak
6	16944.000	26.15	24.33	50.48	74.00	-23.52	peak
7	17681.000	25.31	25.54	50.85	74.00	-23.15	peak

This report shall not be reproduced except in full, without the written approval of UL Verification Services (Guangzhou) Co., Ltd, Song Shan Lake Branch.

Test Mode:	802.11ax HE80	Frequency(MHz):	5610
Polarity:	Horizontal	Test Voltage:	DC 12V

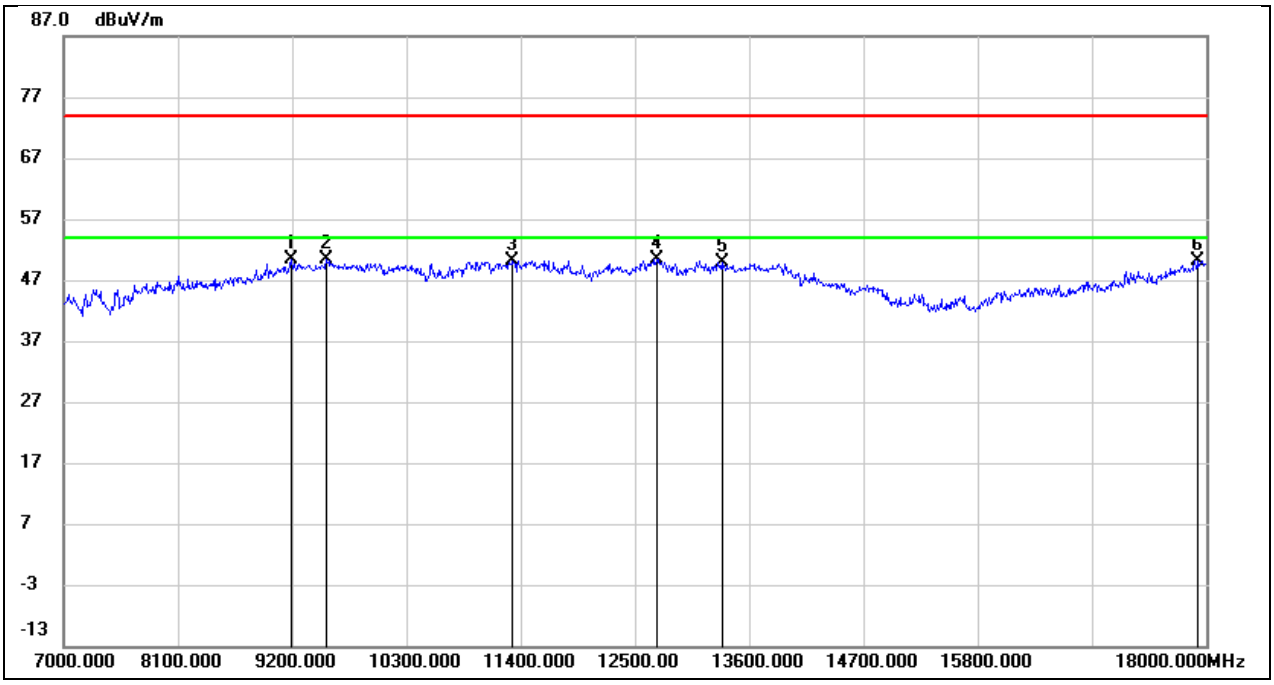

No.	Frequency (MHz)	Reading (dBuV)	Correct (dB/m)	Result (dBuV/m)	Limit (dBuV/m)	Margin (dB)	Remark
1	9189.000	38.82	11.51	50.33	74.00	-23.67	peak
2	9530.000	37.25	13.04	50.29	74.00	-23.71	peak
3	11323.000	33.28	16.89	50.17	74.00	-23.83	peak
4	12709.000	30.76	19.60	50.36	74.00	-23.64	peak
5	13336.000	28.48	21.41	49.89	74.00	-24.11	peak
6	17923.000	21.43	28.78	50.21	74.00	-23.79	peak

This report shall not be reproduced except in full, without the written approval of UL Verification Services (Guangzhou) Co., Ltd, Song Shan Lake Branch.

Test Mode:	802.11ax HE80	Frequency(MHz):	5610
Polarity:	Vertical	Test Voltage:	DC 12V

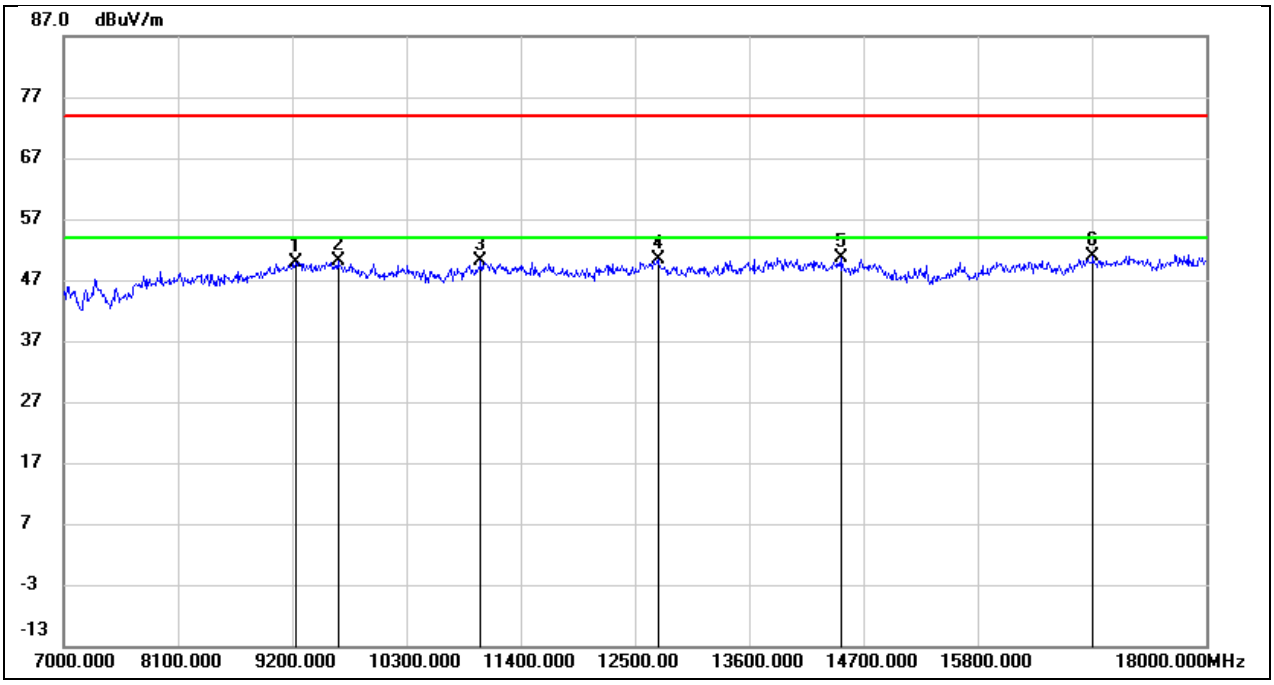

No.	Frequency (MHz)	Reading (dBuV)	Correct (dB/m)	Result (dBuV/m)	Limit (dBuV/m)	Margin (dB)	Remark
1	9233.000	38.02	11.88	49.90	74.00	-24.10	peak
2	9640.000	36.86	13.33	50.19	74.00	-23.81	peak
3	11015.000	35.89	14.32	50.21	74.00	-23.79	peak
4	12720.000	31.64	18.62	50.26	74.00	-23.74	peak
5	14491.000	29.62	20.96	50.58	74.00	-23.42	peak
6	16911.000	26.68	24.26	50.94	74.00	-23.06	peak

This report shall not be reproduced except in full, without the written approval of UL Verification Services (Guangzhou) Co., Ltd, Song Shan Lake Branch.

Test Mode:	802.11ax HE80	Frequency(MHz):	5690
Polarity:	Horizontal	Test Voltage:	DC 12V

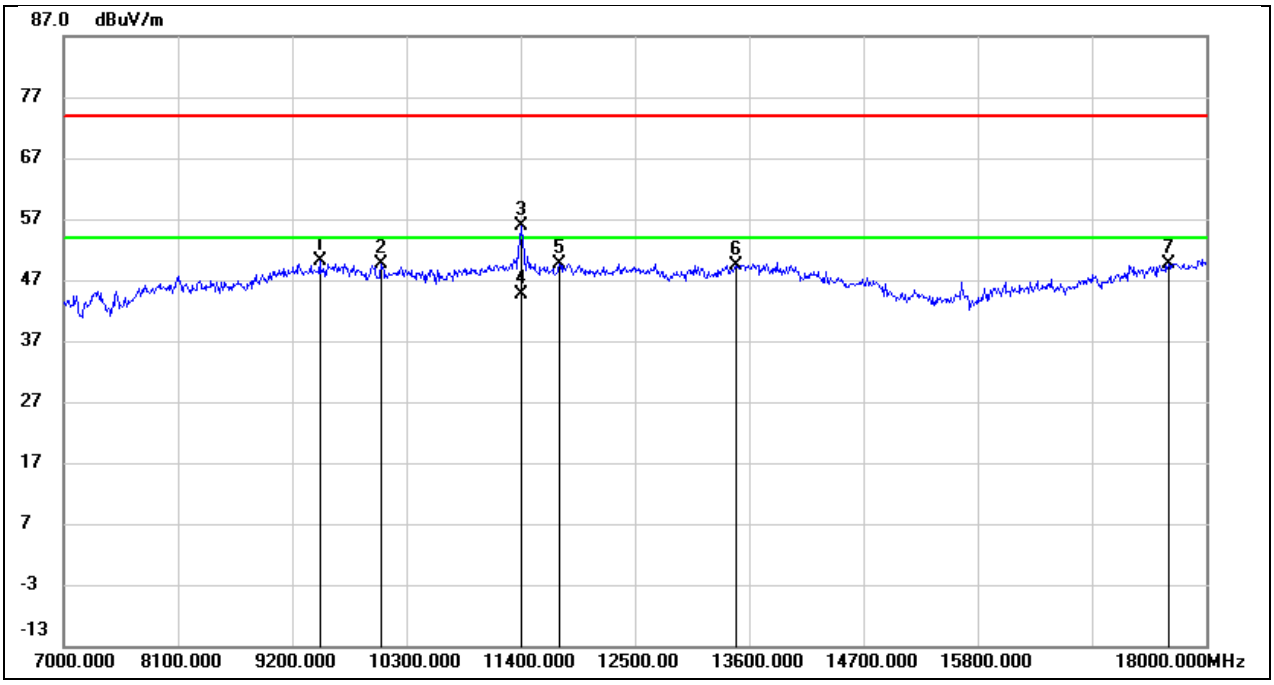

No.	Frequency (MHz)	Reading (dBuV)	Correct (dB/m)	Result (dBuV/m)	Limit (dBuV/m)	Margin (dB)	Remark
1	9464.000	37.42	12.62	50.04	74.00	-23.96	peak
2	10058.000	36.29	13.29	49.58	74.00	-24.42	peak
3	11400.000	38.54	17.36	55.90	74.00	-18.10	peak
4	11400.000	27.25	17.36	44.61	54.00	-9.39	AVG
5	11774.000	31.72	17.99	49.71	74.00	-24.29	peak
6	13468.000	27.53	21.91	49.44	74.00	-24.56	peak
7	17637.000	23.76	25.91	49.67	74.00	-24.33	peak

This report shall not be reproduced except in full, without the written approval of UL Verification Services (Guangzhou) Co., Ltd, Song Shan Lake Branch.

Test Mode:	802.11ax HE80	Frequency(MHz):	5690
Polarity:	Vertical	Test Voltage:	DC 12V

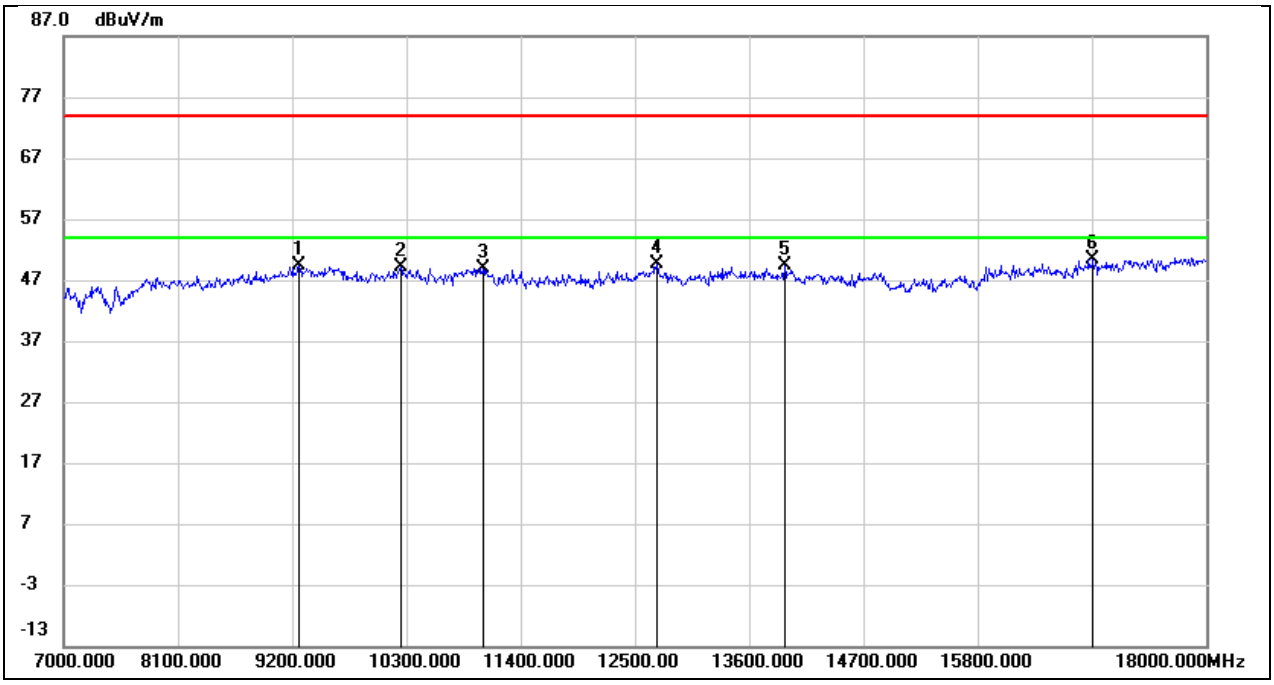

No.	Frequency (MHz)	Reading (dBuV)	Correct (dB/m)	Result (dBuV/m)	Limit (dBuV/m)	Margin (dB)	Remark
1	9266.000	37.52	11.96	49.48	74.00	-24.52	peak
2	10245.000	36.43	12.76	49.19	74.00	-24.81	peak
3	11037.000	34.44	14.42	48.86	74.00	-25.14	peak
4	12709.000	31.02	18.58	49.60	74.00	-24.40	peak
5	13941.000	27.71	21.76	49.47	74.00	-24.53	peak
6	16911.000	26.18	24.26	50.44	74.00	-23.56	peak

This report shall not be reproduced except in full, without the written approval of UL Verification Services (Guangzhou) Co., Ltd, Song Shan Lake Branch.

Test Mode:	802.11ax HE80	Frequency(MHz):	5775
Polarity:	Horizontal	Test Voltage:	DC 12V

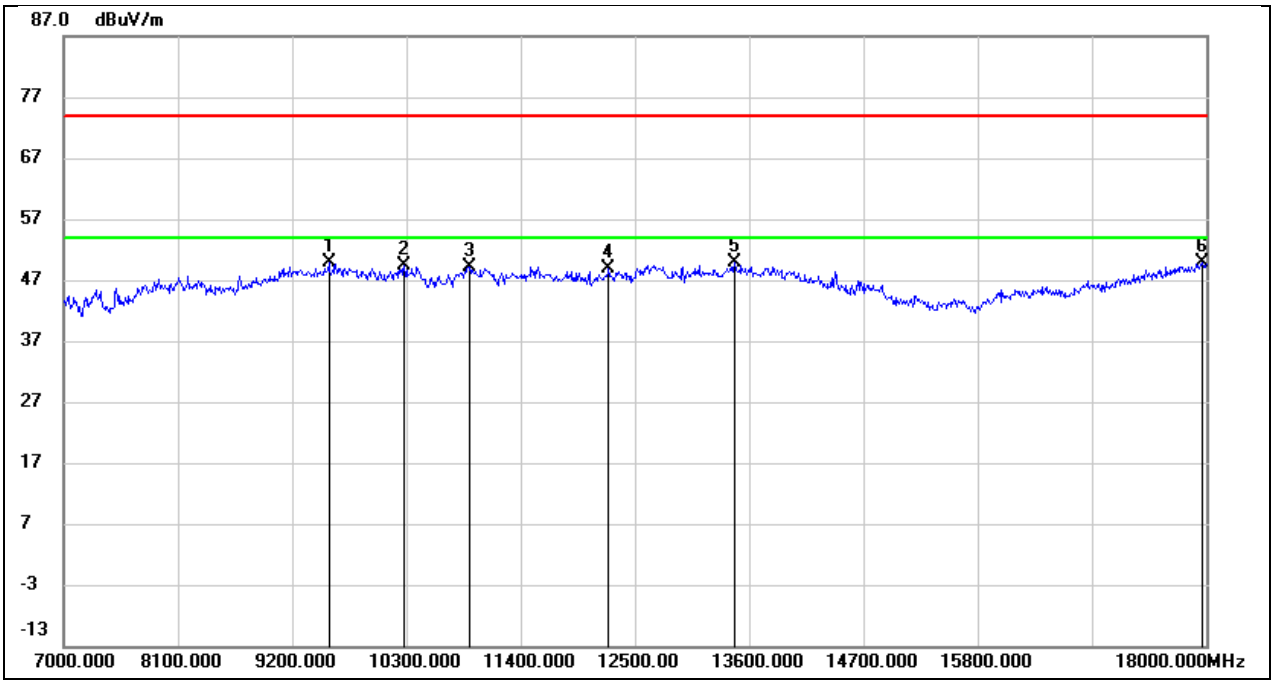

No.	Frequency (MHz)	Reading (dBuV)	Correct (dB/m)	Result (dBuV/m)	Limit (dBuV/m)	Margin (dB)	Remark
1	9552.000	36.69	13.17	49.86	74.00	-24.14	peak
2	10278.000	36.21	13.25	49.46	74.00	-24.54	peak
3	10905.000	34.49	14.75	49.24	74.00	-24.76	peak
4	12247.000	30.02	18.77	48.79	74.00	-25.21	peak
5	13457.000	27.94	21.87	49.81	74.00	-24.19	peak
6	17956.000	20.84	29.14	49.98	74.00	-24.02	peak

This report shall not be reproduced except in full, without the written approval of UL Verification Services (Guangzhou) Co., Ltd, Song Shan Lake Branch.

Test Mode:	802.11ax HE80	Frequency(MHz):	5775
Polarity:	Vertical	Test Voltage:	DC 12V

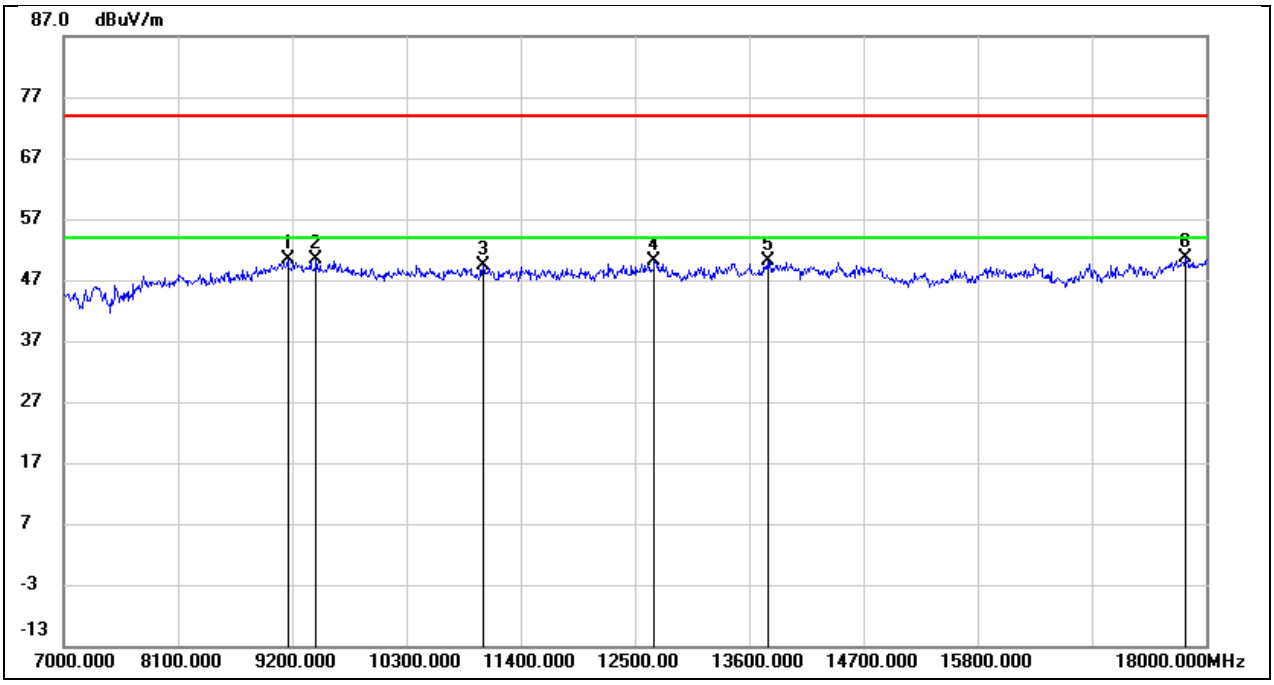

No.	Frequency (MHz)	Reading (dBuV)	Correct (dB/m)	Result (dBuV/m)	Limit (dBuV/m)	Margin (dB)	Remark
1	9156.000	38.84	11.63	50.47	74.00	-23.53	peak
2	9431.000	37.82	12.46	50.28	74.00	-23.72	peak
3	11037.000	34.96	14.42	49.38	74.00	-24.62	peak
4	12687.000	31.55	18.51	50.06	74.00	-23.94	peak
5	13776.000	28.95	21.09	50.04	74.00	-23.96	peak
6	17802.000	24.39	26.18	50.57	74.00	-23.43	peak

This report shall not be reproduced except in full, without the written approval of UL Verification Services (Guangzhou) Co., Ltd, Song Shan Lake Branch.

8.4. SPURIOUS EMISSIONS(9 KHZ~30 MHZ)

Test Mode:	802.11a20	Frequency(MHz):	5180
Polarity:	Horizontal	Test Voltage:	DC 12V

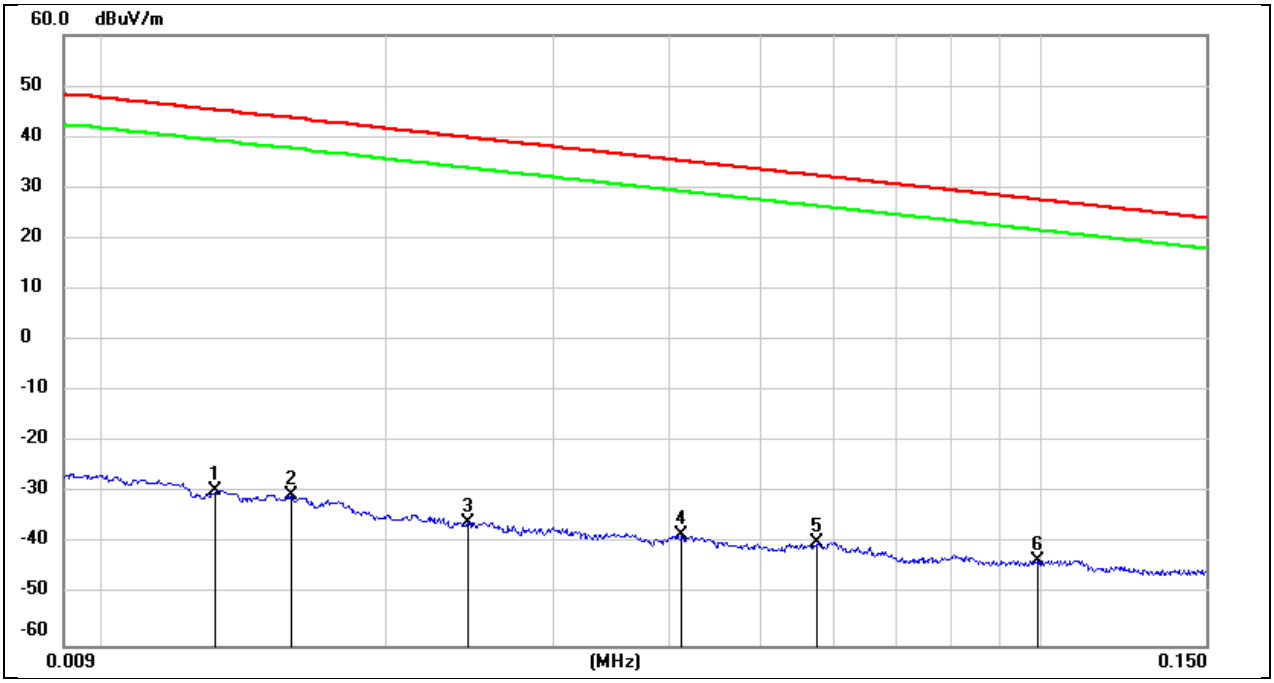

No.	Frequency	Reading	Correct	FCC Result	FCC Limit	ISED Result	ISED Limit	Margin	Remark
	(MHz)	(dBuV)	(dB/m)	(dBuV/m)	(dBuV/m)	(dBuA/m)	(dBuA/m)	(dB)	
1	0.0131	71.97	-101.38	-29.41	45.25	-80.91	-6.25	-74.66	peak
2	0.0158	70.94	-101.37	-30.43	43.63	-81.93	-7.87	-74.06	peak
3	0.0244	65.55	-101.36	-35.81	39.85	-87.31	-11.65	-75.66	peak
4	0.0413	63.16	-101.44	-38.28	35.28	-89.78	-16.22	-73.56	peak
5	0.0575	61.91	-101.51	-39.60	32.41	-91.10	-19.09	-72.01	peak
6	0.0990	58.49	-101.80	-43.31	27.69	-94.81	-23.81	-71.00	peak

This report shall not be reproduced except in full, without the written approval of UL Verification Services (Guangzhou) Co., Ltd, Song Shan Lake Branch.

Test Mode:	802.11a20	Frequency(MHz):	5180
Polarity:	Horizontal	Test Voltage:	DC 12V

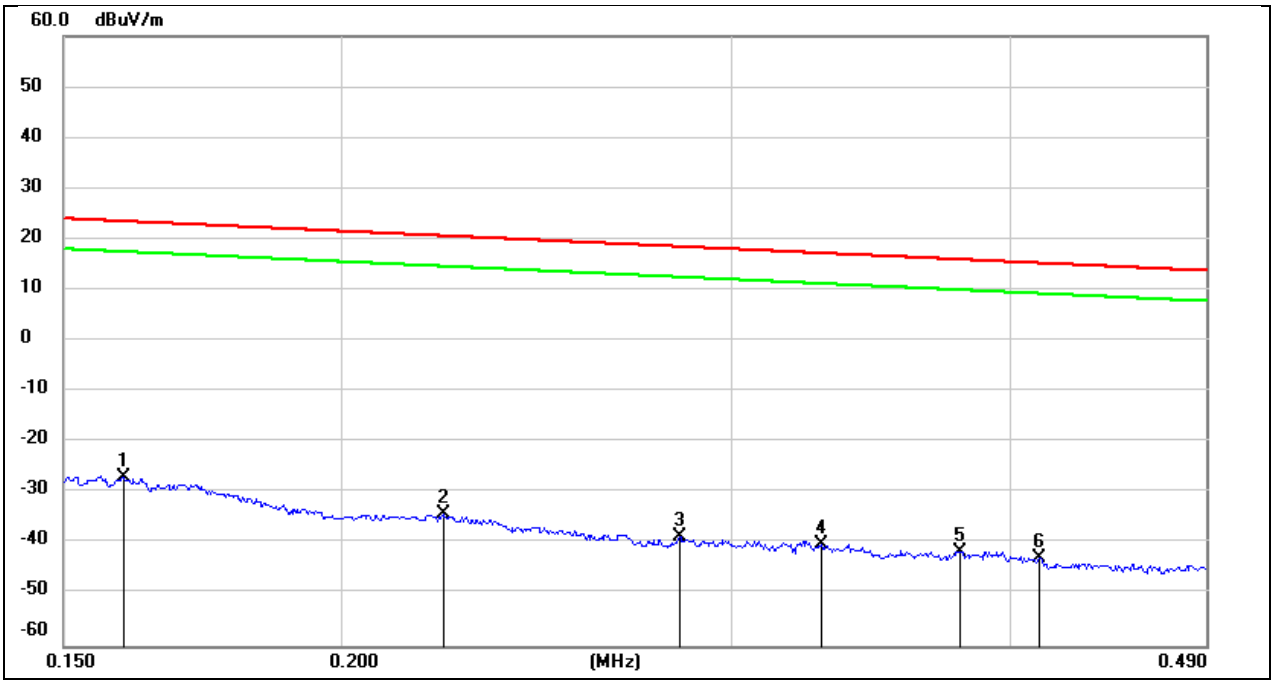

No.	Frequency	Reading	Correct	FCC Result	FCC Limit	ISED Result	ISED Limit	Margin	Remark
	(MHz)	(dBuV)	(dB/m)	(dBuV/m)	(dBuV/m)	(dBuA/m)	(dBuA/m)	(dB)	
1	0.1595	74.86	-101.65	-26.79	23.55	-78.29	-27.95	-50.34	peak
2	0.2222	67.61	-101.75	-34.14	20.67	-85.64	-30.83	-54.81	peak
3	0.2837	63.22	-101.83	-38.61	18.54	-90.11	-32.96	-57.15	peak
4	0.3286	61.71	-101.88	-40.17	17.27	-91.67	-34.23	-57.44	peak
5	0.3800	60.52	-101.94	-41.42	16.01	-92.92	-35.49	-57.43	peak
6	0.4122	59.13	-101.98	-42.85	15.30	-94.35	-36.20	-58.15	peak

This report shall not be reproduced except in full, without the written approval of UL Verification Services (Guangzhou) Co., Ltd, Song Shan Lake Branch.

Test Mode:	802.11a20	Frequency(MHz):	5180
Polarity:	Horizontal	Test Voltage:	DC 12V

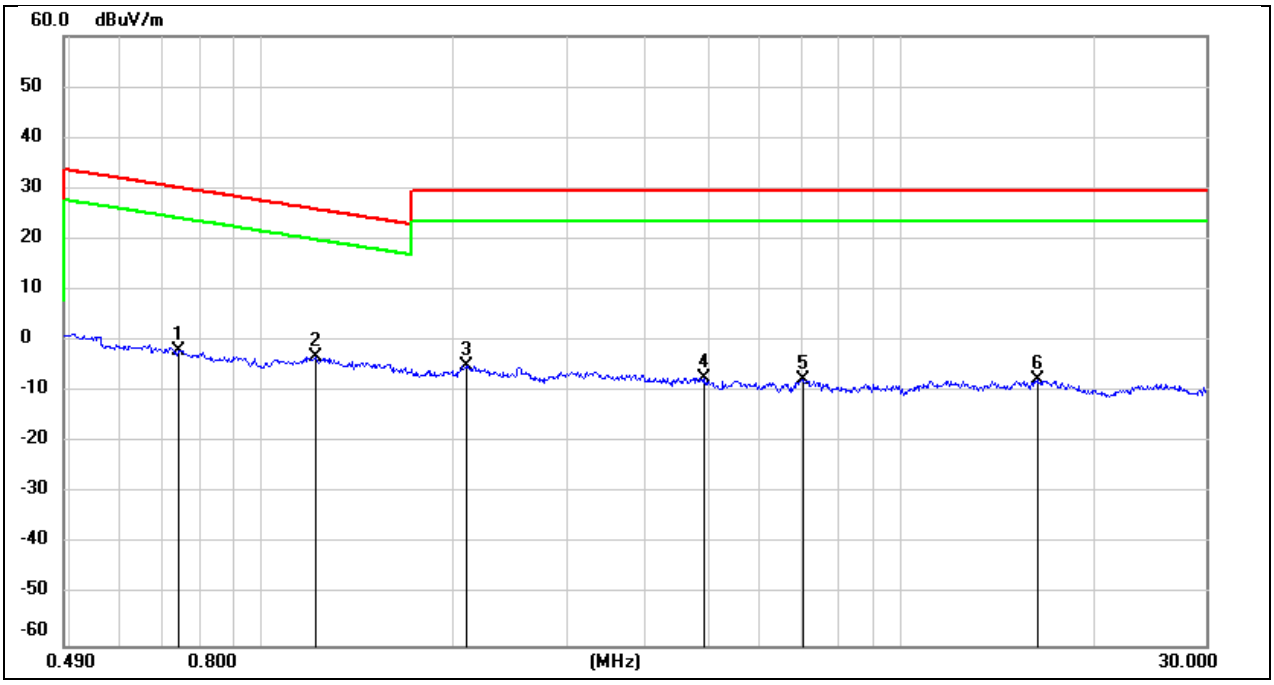

No.	Frequency	Reading	Correct	FCC Result	FCC Limit	ISED Result	ISED Limit	Margin	Remark
	(MHz)	(dBuV)	(dB/m)	(dBuV/m)	(dBuV/m)	(dBuA/m)	(dBuA/m)	(dB)	
1	0.7425	60.23	-62.11	-1.88	30.19	-53.38	-21.31	-32.07	peak
2	1.2157	58.97	-62.17	-3.20	25.91	-54.70	-25.59	-29.11	peak
3	2.0939	56.89	-61.79	-4.90	29.54	-56.40	-21.96	-34.44	peak
4	4.9458	54.20	-61.47	-7.27	29.54	-58.77	-21.96	-36.81	peak
5	7.0411	53.56	-61.21	-7.65	29.54	-59.15	-21.96	-37.19	peak
6	16.3959	53.17	-60.96	-7.79	29.54	-59.29	-21.96	-37.33	peak

This report shall not be reproduced except in full, without the written approval of UL Verification Services (Guangzhou) Co., Ltd, Song Shan Lake Branch.

8.5. SPURIOUS EMISSIONS(18 GHZ~26 GHZ)

Test Mode:	802.11a 20	Frequency(MHz):	5180
Polarity:	Horizontal	Test Voltage:	DC 12V

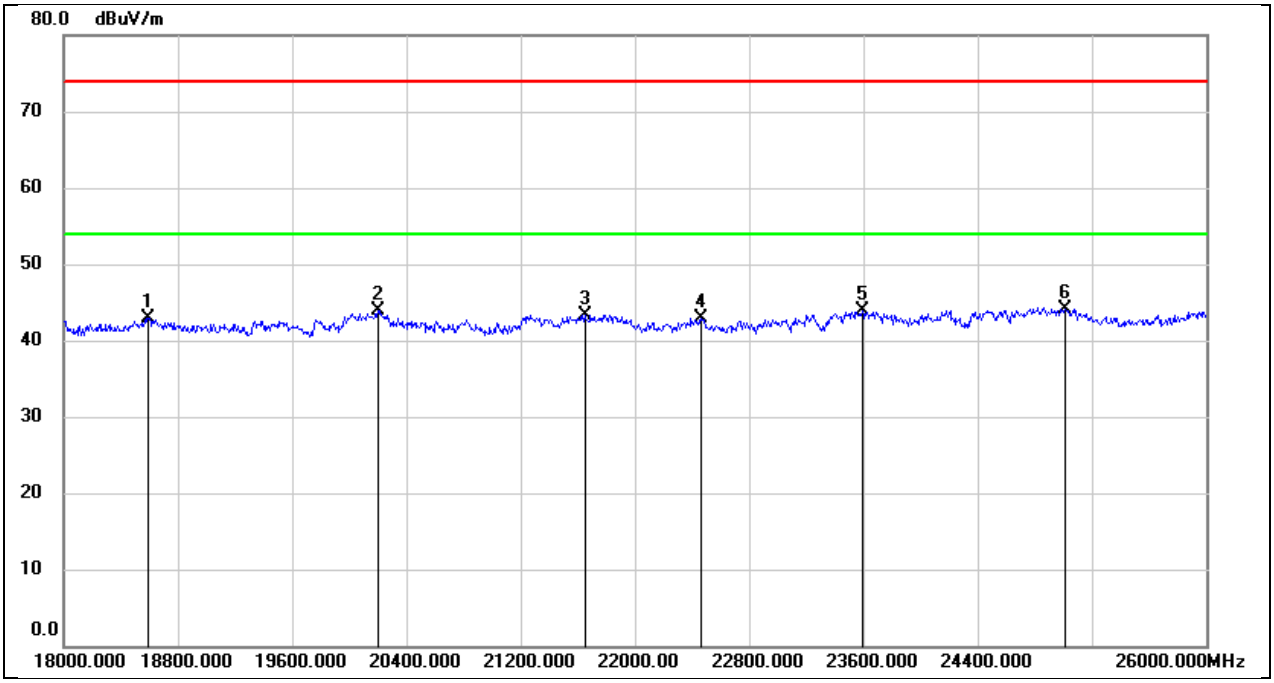

No.	Frequency (MHz)	Reading (dBuV)	Correct (dB/m)	Result (dBuV/m)	Limit (dBuV/m)	Margin (dB)	Remark
1	18592.000	48.25	-5.31	42.94	74.00	-31.06	peak
2	20200.000	49.54	-5.58	43.96	74.00	-30.04	peak
3	21648.000	47.76	-4.48	43.28	74.00	-30.72	peak
4	22464.000	46.76	-3.93	42.83	74.00	-31.17	peak
5	23592.000	46.98	-3.16	43.82	74.00	-30.18	peak
6	25016.000	46.15	-2.07	44.08	74.00	-29.92	peak

This report shall not be reproduced except in full, without the written approval of UL Verification Services (Guangzhou) Co., Ltd, Song Shan Lake Branch.

Test Mode:	802.11a 20	Frequency(MHz):	5180
Polarity:	Vertical	Test Voltage:	DC 12V

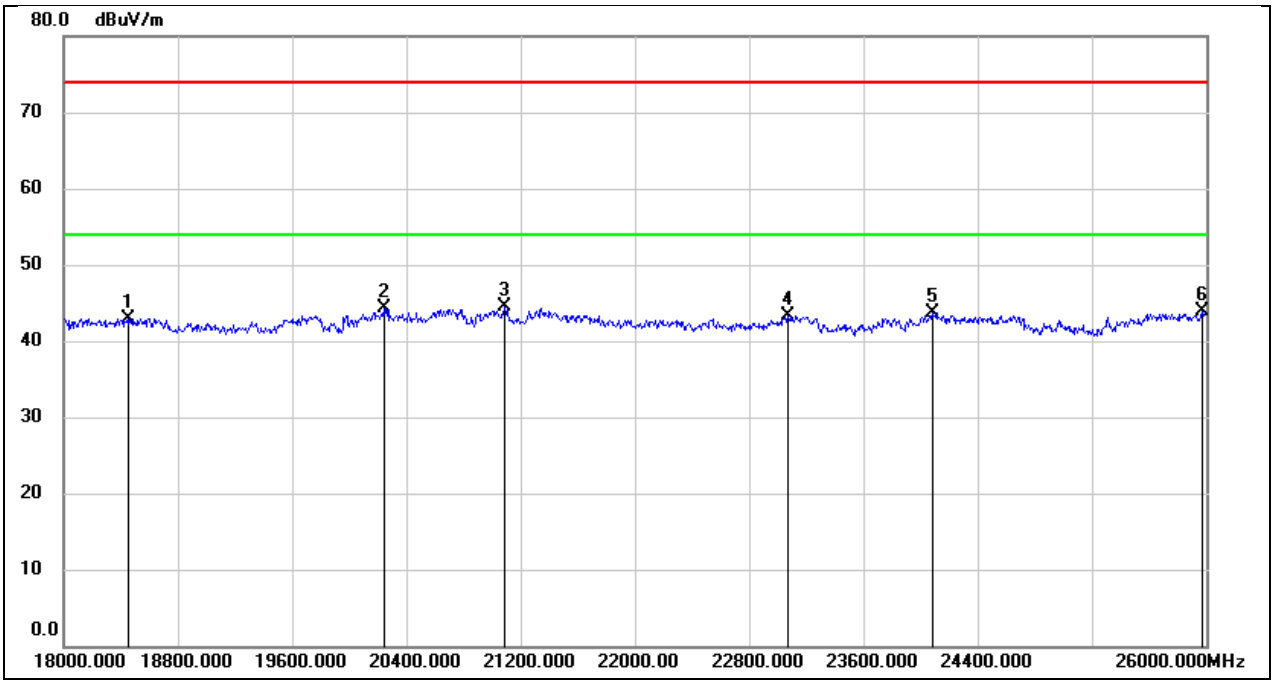

No.	Frequency (MHz)	Reading (dBuV)	Correct (dB/m)	Result (dBuV/m)	Limit (dBuV/m)	Margin (dB)	Remark
1	18448.000	48.20	-5.32	42.88	74.00	-31.12	peak
2	20240.000	49.82	-5.61	44.21	74.00	-29.79	peak
3	21088.000	49.28	-4.84	44.44	74.00	-29.56	peak
4	23072.000	46.78	-3.42	43.36	74.00	-30.64	peak
5	24080.000	46.50	-2.78	43.72	74.00	-30.28	peak
6	25968.000	44.86	-1.00	43.86	74.00	-30.14	peak

This report shall not be reproduced except in full, without the written approval of UL Verification Services (Guangzhou) Co., Ltd, Song Shan Lake Branch.

8.6. SPURIOUS EMISSIONS(26 GHZ~40 GHZ)

Test Mode:	802.11a 20	Frequency(MHz):	5180
Polarity:	Horizontal	Test Voltage:	DC 12V

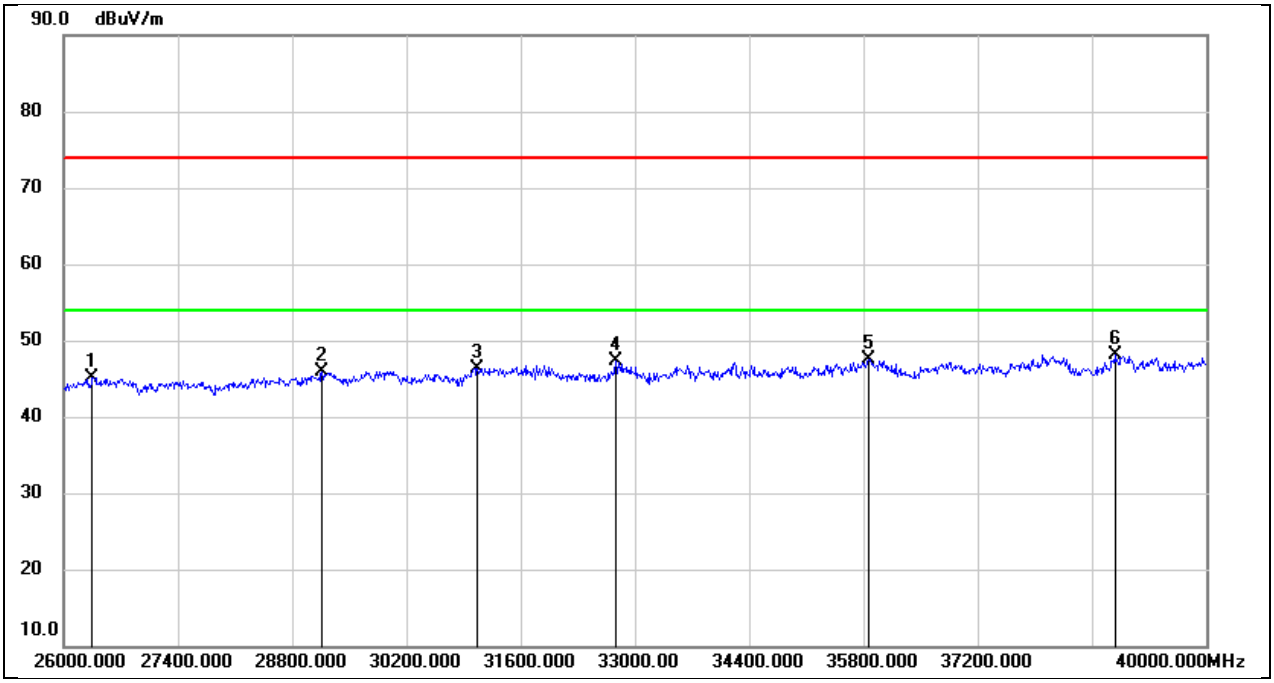

No.	Frequency (MHz)	Reading (dBuV)	Correct (dB/m)	Result (dBuV/m)	Limit (dBuV/m)	Margin (dB)	Remark
1	26350.000	50.27	-5.11	45.16	74.00	-28.84	peak
2	29164.000	47.07	-1.18	45.89	74.00	-28.11	peak
3	31068.000	47.12	-0.73	46.39	74.00	-27.61	peak
4	32762.000	48.45	-1.21	47.24	74.00	-26.76	peak
5	35870.000	43.83	3.75	47.58	74.00	-26.42	peak
6	38880.000	43.91	4.24	48.15	74.00	-25.85	peak

This report shall not be reproduced except in full, without the written approval of UL Verification Services (Guangzhou) Co., Ltd, Song Shan Lake Branch.

Test Mode:	802.11a 20	Frequency(MHz):	5180
Polarity:	Vertical	Test Voltage:	DC 12V

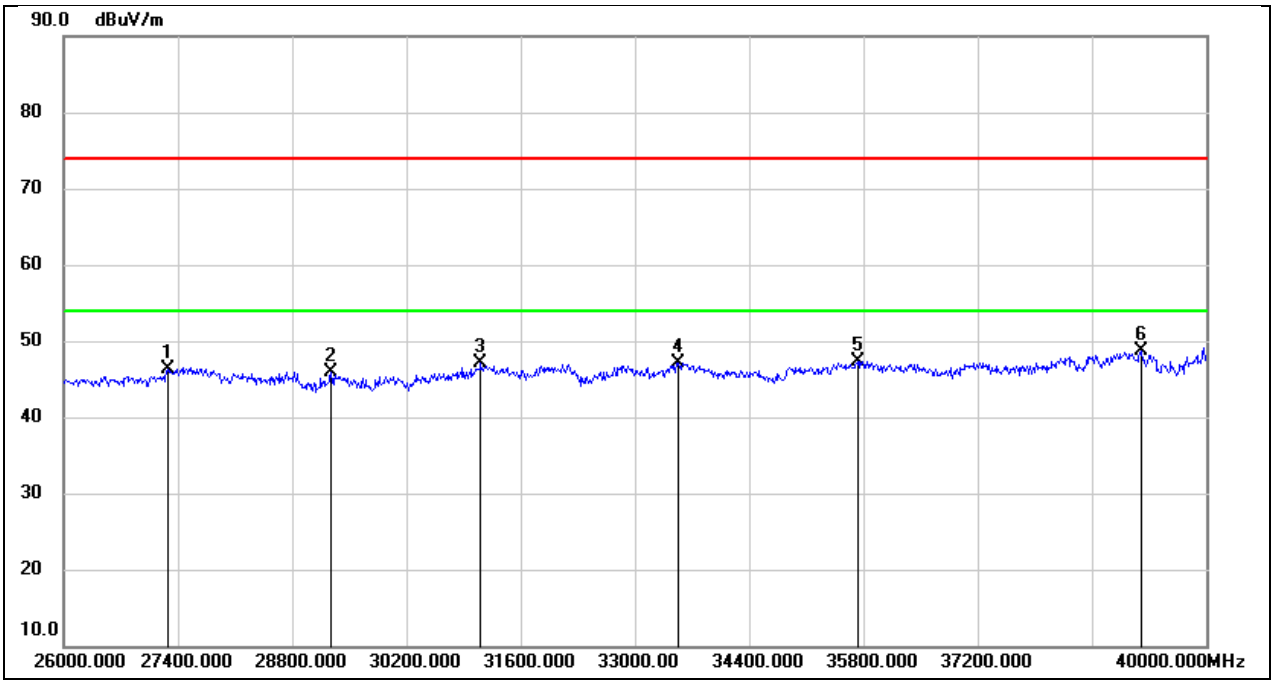

No.	Frequency (MHz)	Reading (dBuV)	Correct (dB/m)	Result (dBuV/m)	Limit (dBuV/m)	Margin (dB)	Remark
1	27274.000	50.49	-4.26	46.23	74.00	-27.77	peak
2	29276.000	47.01	-1.01	46.00	74.00	-28.00	peak
3	31110.000	47.83	-0.75	47.08	74.00	-26.92	peak
4	33532.000	46.60	0.55	47.15	74.00	-26.85	peak
5	35730.000	43.99	3.41	47.40	74.00	-26.60	peak
6	39202.000	44.64	4.14	48.78	74.00	-25.22	peak

This report shall not be reproduced except in full, without the written approval of UL Verification Services (Guangzhou) Co., Ltd, Song Shan Lake Branch.

8.7. SPURIOUS EMISSIONS(30 MHZ~1 GHZ)

Test Mode:	802.11a 20	Frequency(MHz):	5180
Polarity:	Horizontal	Test Voltage:	DC 12V

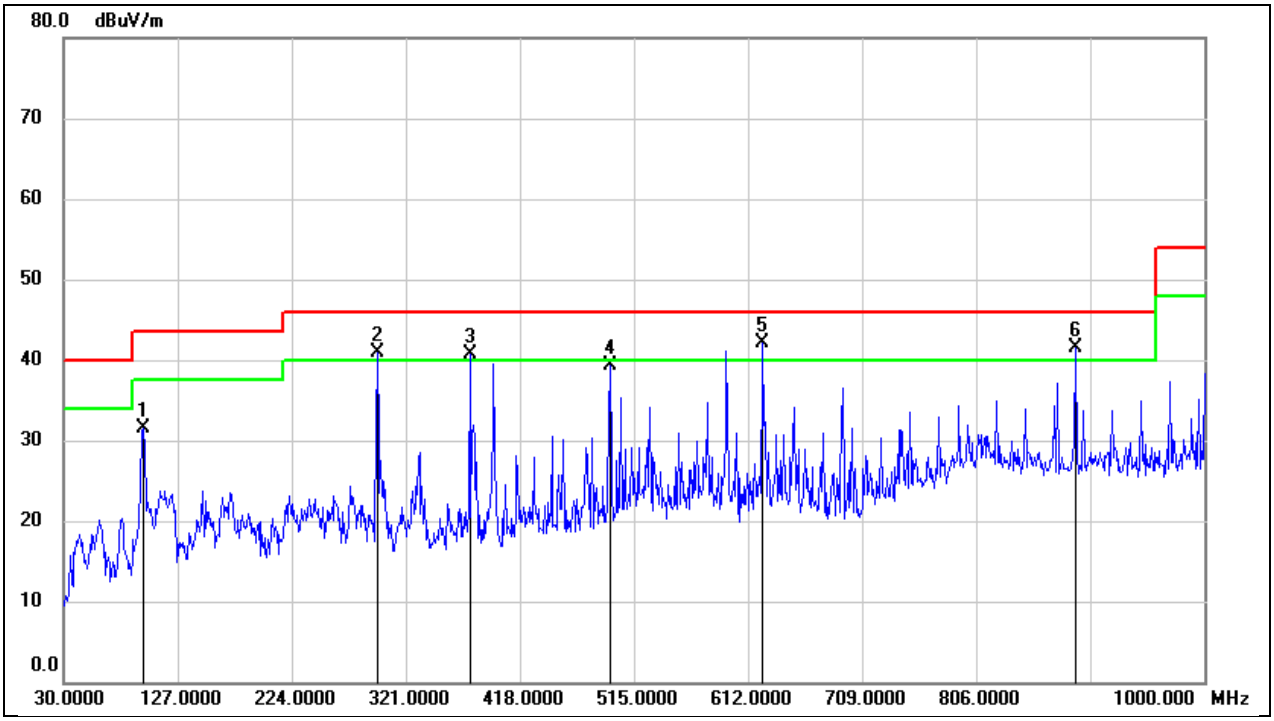

No.	Frequency (MHz)	Reading (dBuV)	Correct (dB/m)	Result (dBuV/m)	Limit (dBuV/m)	Margin (dB)	Remark
1	97.9000	47.77	-16.26	31.51	43.50	-11.99	QP
2	296.7500	52.62	-11.70	40.92	46.00	-5.08	QP
3	375.3200	50.22	-9.61	40.61	46.00	-5.39	QP
4	494.6300	47.00	-7.75	39.25	46.00	-6.75	QP
5	624.6100	47.90	-5.71	42.19	46.00	-3.81	QP
6	890.3900	42.18	-0.59	41.59	46.00	-4.41	QP

This report shall not be reproduced except in full, without the written approval of UL Verification Services (Guangzhou) Co., Ltd, Song Shan Lake Branch.

Test Mode:	802.11a 20	Frequency(MHz):	5180
Polarity:	Vertical	Test Voltage:	DC 12V

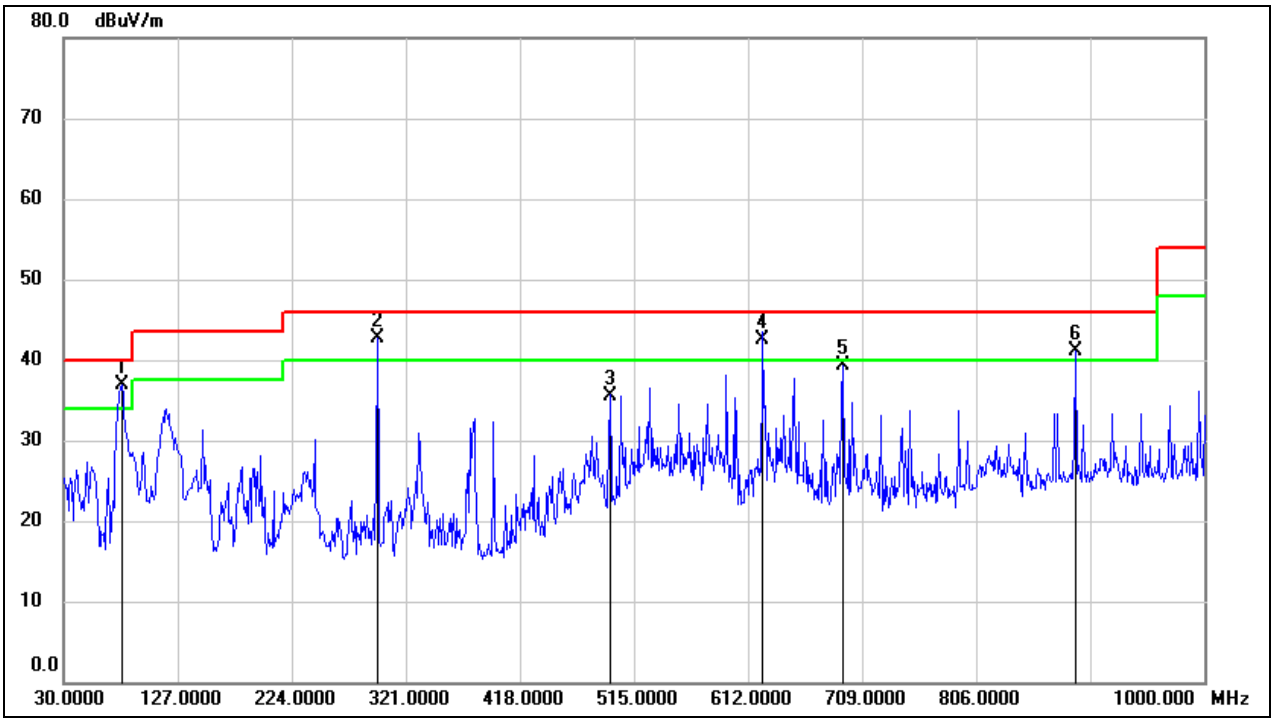

No.	Frequency (MHz)	Reading (dBuV)	Correct (dB/m)	Result (dBuV/m)	Limit (dBuV/m)	Margin (dB)	Remark
1	79.4700	52.87	-15.96	36.91	40.00	-3.09	QP
2	296.7500	54.40	-11.70	42.70	46.00	-3.30	QP
3	494.6300	43.35	-7.75	35.60	46.00	-10.40	QP
4	624.6100	48.21	-5.71	42.50	46.00	-3.50	QP
5	692.5100	43.61	-4.40	39.21	46.00	-6.79	QP
6	890.3900	41.66	-0.59	41.07	46.00	-4.93	QP

This report shall not be reproduced except in full, without the written approval of UL Verification Services (Guangzhou) Co., Ltd, Song Shan Lake Branch.

9. AC POWER LINE CONDUCTED EMISSION

LIMITS

Please refer to CFR 47 FCC §15.207 (a) and ISED RSS-Gen Clause 8.8

FREQUENCY (MHz)	Quasi-peak	Average
0.15 -0.5	66 - 56 *	56 - 46 *
0.50 -5.0	56.00	46.00
5.0 -30.0	60.00	50.00

TEST PROCEDURE

Refer to ANSI C63.10-2013 clause 6.2.

The EUT is put on a table of non-conducting material that is 80 cm high. The vertical conducting wall of shielding is located 40 cm to the rear of the EUT. The power line of the EUT is connected to the AC mains through a Artificial Mains Network (A.M.N.). A EMI Measurement Receiver (R&S Test Receiver ESR3) is used to test the emissions from both sides of AC line. According to the requirements in Section 6.2 of ANSI C63.10-2013.Conducted emissions from the EUT measured in the frequency range between 0.15 MHz and 30 MHz using CISPR Quasi-Peak and average detector mode. The bandwidth of EMI test receiver is set at 9 kHz.

The arrangement of the equipment is installed to meet the standards and operating in a manner, which tends to maximize its emission characteristics in a normal application.

TEST SETUP

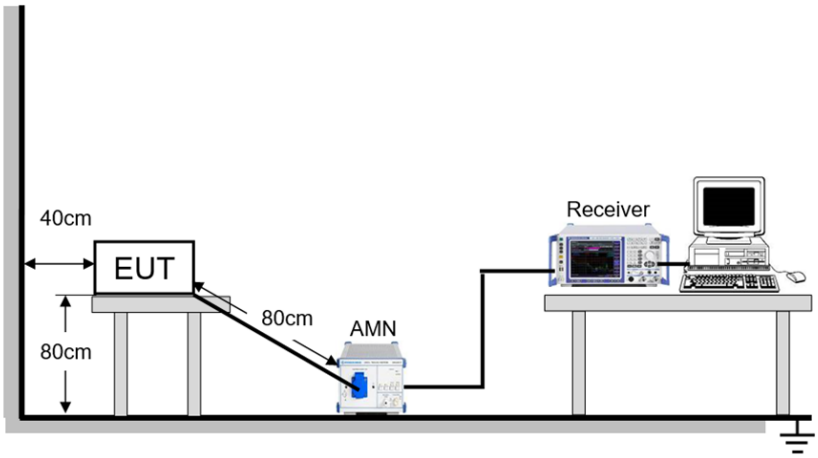

TEST ENVIRONMENT

Temperature	21.2℃	Relative Humidity	50.0%
Atmosphere Pressure	101kPa	Test Voltage	AC 120V 60Hz

This report shall not be reproduced except in full, without the written approval of UL Verification Services (Guangzhou) Co., Ltd, Song Shan Lake Branch.

TEST DATE / ENGINEER

Test Date	March 18, 2025	Test By	Johnson Liu

TEST RESULTS

Test Mode:	802.11a	Frequency(MHz):	5180
Line:	Line		

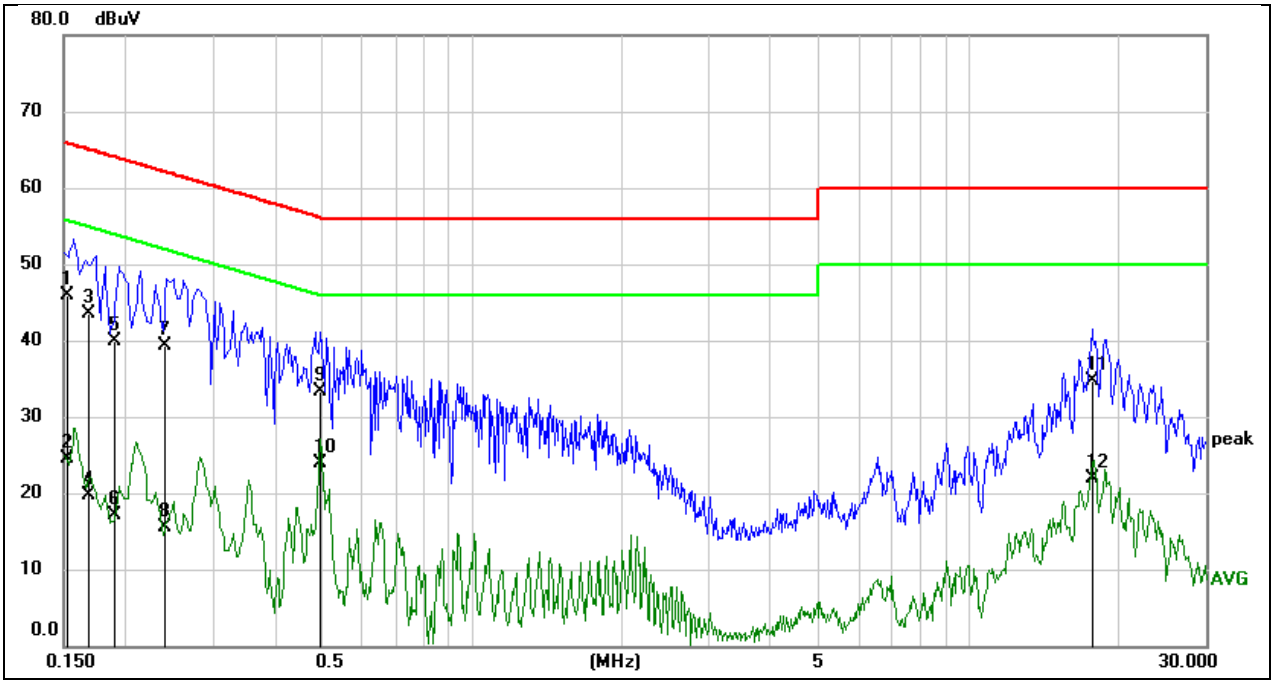

No.	Frequency (MHz)	Reading (dBuV)	Correct (dB)	Result (dBuV)	Limit (dBuV)	Margin (dB)	Remark
1	0.1533	36.11	9.73	45.84	65.82	-19.98	QP
2	0.1533	14.84	9.73	24.57	55.82	-31.25	AVG
3	0.1693	33.77	9.70	43.47	64.99	-21.52	QP
4	0.1693	10.03	9.70	19.73	54.99	-35.26	AVG
5	0.1893	30.25	9.66	39.91	64.07	-24.16	QP
6	0.1893	7.43	9.66	17.09	54.07	-36.98	AVG
7	0.2397	29.68	9.64	39.32	62.11	-22.79	QP
8	0.2397	5.94	9.64	15.58	52.11	-36.53	AVG
9	0.4901	23.71	9.64	33.35	56.17	-22.82	QP
10	0.4901	14.30	9.64	23.94	46.17	-22.23	AVG
11	17.7848	24.98	9.74	34.72	60.00	-25.28	QP
12	17.7848	12.25	9.74	21.99	50.00	-28.01	AVG

Note:
1. Result = Reading + Correct Factor.
2. If QP Result complies with AV limit, AV Result is deemed to comply with AV limit.
3. Test setup: RBW: 200 Hz (9 kHz ~ 150 kHz), 9 kHz (150 kHz ~ 30 MHz).
4. Step size: 80 Hz (0.009 MHz ~ 0.15 MHz), 4 kHz (0.15 MHz ~ 30 MHz), Scan time: auto.

Note: All the modes have been tested, only the worst data was recorded in the report.

This report shall not be reproduced except in full, without the written approval of UL Verification Services (Guangzhou) Co., Ltd, Song Shan Lake Branch.

Test Mode:	802.11a	Frequency(MHz):	5180
Line:	Neutral		

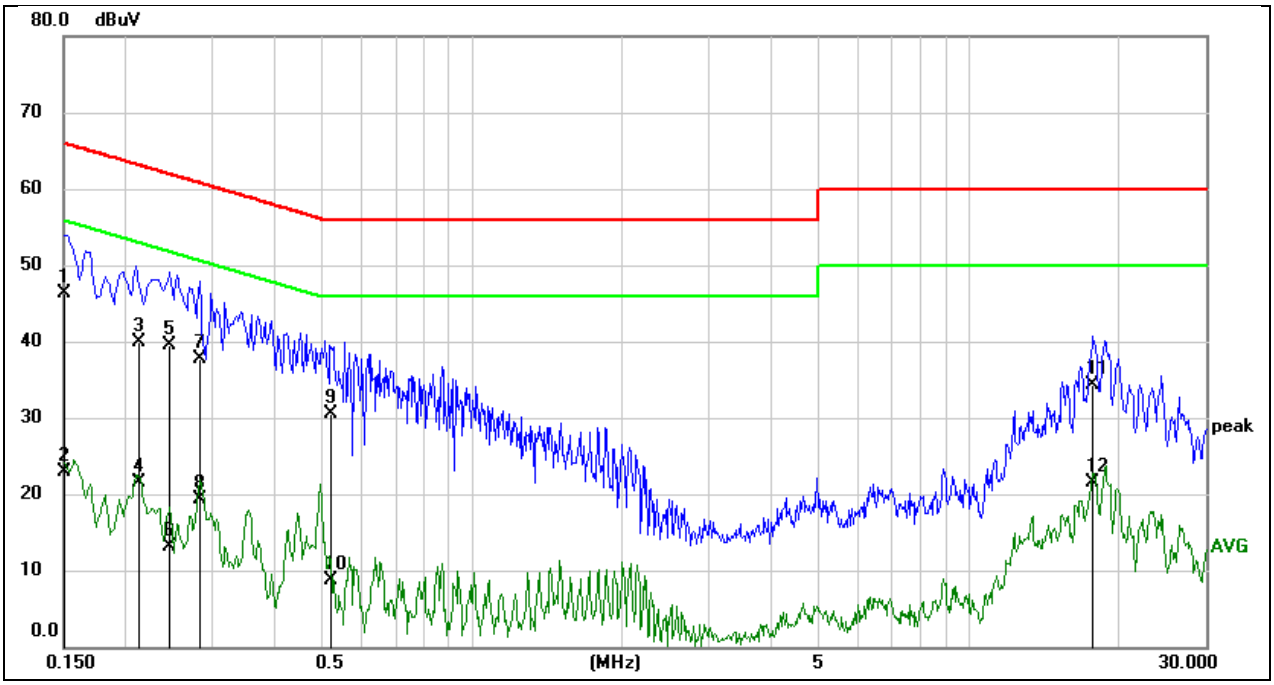

No.	Frequency (MHz)	Reading (dBuV)	Correct (dB)	Result (dBuV)	Limit (dBuV)	Margin (dB)	Remark
1	0.1512	36.57	9.74	46.31	65.93	-19.62	QP
2	0.1512	13.09	9.74	22.83	55.93	-33.10	AVG
3	0.2135	30.33	9.64	39.97	63.07	-23.10	QP
4	0.2135	11.91	9.64	21.55	53.07	-31.52	AVG
5	0.2445	29.82	9.64	39.46	61.94	-22.48	QP
6	0.2445	3.52	9.64	13.16	51.94	-38.78	AVG
7	0.2805	28.03	9.64	37.67	60.80	-23.13	QP
8	0.2805	9.59	9.64	19.23	50.80	-31.57	AVG
9	0.5193	20.81	9.64	30.45	56.00	-25.55	QP
10	0.5193	-0.91	9.64	8.73	46.00	-37.27	AVG
11	17.7855	24.51	9.74	34.25	60.00	-25.75	QP
12	17.7855	11.77	9.74	21.51	50.00	-28.49	AVG

Note:
1. Result = Reading + Correct Factor.
2. If QP Result complies with AV limit, AV Result is deemed to comply with AV limit.
3. Test setup: RBW: 200 Hz (9 kHz ~ 150 kHz), 9 kHz (150 kHz ~ 30 MHz).
4. Step size: 80 Hz (0.009 MHz ~ 0.15 MHz), 4 kHz (0.15 MHz ~ 30 MHz), Scan time: auto.

Note: All the modes have been tested, only the worst data was recorded in the report.

This report shall not be reproduced except in full, without the written approval of UL Verification Services (Guangzhou) Co., Ltd, Song Shan Lake Branch.

10. ANTENNA REQUIREMENT

REQUIREMENT

Please refer to FCC part 15.203
An intentional radiator shall be designed to ensure that no antenna other than that furnished by the responsible party shall be used with the device. The use of a permanently attached antenna or of an antenna that uses a unique coupling to the intentional radiator shall be considered sufficient to comply with the provisions of this section. The manufacturer may design the unit so that a broken antenna can be replaced by the user, but the use of a standard antenna jack or electrical connector is prohibited.

Please refer to FCC part 15.407(a)
For an indoor access point operating in the band 5.15-5.25 GHz, the maximum conducted output power over the frequency band of operation shall not exceed 1 W provided the maximum antenna gain does not exceed 6 dBi. In addition, the maximum power spectral density shall not exceed 17 dBm in any 1 megahertz band. If transmitting antennas of directional gain greater than 6 dBi are used, both the maximum conducted output power and the maximum power spectral density shall be reduced by the amount in dB that the directional gain of the antenna exceeds 6 dBi.

DESCRIPTION

Pass

This report shall not be reproduced except in full, without the written approval of UL Verification Services (Guangzhou) Co., Ltd, Song Shan Lake Branch.

11. TEST DATA

11.1. APPENDIX A: EMISSION BANDWIDTH

11.1.1. Test Result

Test Mode	Antenna	Frequency[MHz]	26db EBW [MHz]	FL[MHz]	FH[MHz]
11A-CDD	Ant1	5180	24.880	5167.400	5192.280
	Ant2	5180	22.240	5168.560	5190.800
	Ant1	5200	25.680	5186.640	5212.320
	Ant2	5200	24.360	5187.680	5212.040
	Ant1	5240	19.680	5230.120	5249.800
	Ant2	5240	19.080	5230.280	5249.360
	Ant1	5260	25.280	5247.600	5272.880
	Ant2	5260	23.120	5247.800	5270.920
	Ant1	5280	25.360	5267.160	5292.520
	Ant2	5280	23.000	5268.280	5291.280
	Ant1	5320	25.640	5306.960	5332.600
	Ant2	5320	24.640	5307.120	5331.760
	Ant1	5500	25.760	5486.640	5512.400
	Ant2	5500	24.920	5487.720	5512.640
	Ant1	5580	24.800	5566.640	5591.440
	Ant2	5580	23.480	5568.440	5591.920
	Ant1	5700	24.960	5687.240	5712.200
	Ant2	5700	23.760	5687.800	5711.560
	Ant1	5720	24.360	5707.280	5731.640
	Ant2	5720	23.000	5708.640	5731.640
	Ant1	5720_UNII-2C	17.72	5707.280	5725
	Ant2	5720_UNII-2C	16.36	5708.640	5725
	Ant1	5720_UNII-3	6.64	5725	5731.640
	Ant2	5720_UNII-3	6.64	5725	5731.640
	Ant1	5745	24.720	5732.560	5757.280
	Ant2	5745	23.040	5733.240	5756.280
	Ant1	5785	25.680	5772.000	5797.680
	Ant2	5785	23.000	5773.160	5796.160
	Ant1	5825	25.920	5811.360	5837.280
	Ant2	5825	23.760	5812.840	5836.600
11N20MIMO	Ant1	5180	25.240	5166.600	5191.840
	Ant2	5180	22.560	5168.680	5191.240
	Ant1	5200	25.400	5187.440	5212.840
	Ant2	5200	23.600	5187.520	5211.120
	Ant1	5240	19.840	5230.040	5249.880
	Ant2	5240	19.600	5229.720	5249.320
	Ant1	5260	25.840	5247.120	5272.960
	Ant2	5260	23.720	5247.760	5271.480
	Ant1	5280	26.080	5267.200	5293.280
	Ant2	5280	23.760	5267.840	5291.600
	Ant1	5320	25.600	5306.280	5331.880
	Ant2	5320	23.440	5308.360	5331.800
	Ant1	5500	24.600	5487.600	5512.200
	Ant2	5500	23.880	5488.440	5512.320
	Ant1	5580	25.600	5567.000	5592.600
	Ant2	5580	22.640	5568.360	5591.000
	Ant1	5700	26.360	5686.440	5712.800
	Ant2	5700	23.040	5688.400	5711.440
	Ant1	5720	25.400	5707.520	5732.920
	Ant2	5720	23.760	5707.640	5731.400
	Ant1	5720_UNII-2C	17.48	5707.520	5725
	Ant2	5720_UNII-2C	17.36	5707.640	5725

This report shall not be reproduced except in full, without the written approval of UL Verification Services (Guangzhou) Co., Ltd, Song Shan Lake Branch.

	Ant1	5720_UNII-3	7.92	5725	5732.920
	Ant2	5720_UNII-3	6.4	5725	5731.400
	Ant1	5745	24.880	5731.920	5756.800
	Ant2	5745	21.360	5733.720	5755.080
	Ant1	5785	25.760	5772.040	5797.800
	Ant2	5785	23.280	5773.240	5796.520
	Ant1	5825	26.880	5810.800	5837.680
	Ant2	5825	23.400	5813.200	5836.600
11N40MIMO	Ant1	5190	40.080	5169.920	5210.000
	Ant2	5190	39.360	5170.160	5209.520
	Ant1	5230	39.520	5210.080	5249.600
	Ant2	5230	38.480	5210.480	5248.960
	Ant1	5270	39.760	5249.920	5289.680
	Ant2	5270	39.520	5250.000	5289.520
	Ant1	5310	39.120	5290.080	5329.200
	Ant2	5310	40.000	5289.760	5329.760
	Ant1	5510	39.760	5489.680	5529.440
	Ant2	5510	39.840	5489.760	5529.600
	Ant1	5550	39.760	5529.760	5569.520
	Ant2	5550	39.040	5530.400	5569.440
	Ant1	5670	39.760	5650.240	5690.000
	Ant2	5670	39.360	5650.080	5689.440
	Ant1	5710	39.760	5690.080	5729.840
	Ant2	5710	38.800	5690.240	5729.040
	Ant1	5710_UNII-2C	34.92	5690.080	5725
	Ant2	5710_UNII-2C	34.76	5690.240	5725
	Ant1	5710_UNII-3	4.84	5725	5729.840
	Ant2	5710_UNII-3	4.04	5725	5729.040
	Ant1	5755	39.840	5734.840	5774.680
	Ant2	5755	38.800	5735.560	5774.360
	Ant1	5795	40.480	5774.520	5815.000
	Ant2	5795	40.000	5774.680	5814.680
11AC80MIMO	Ant1	5210	80.000	5170.160	5250.160
	Ant2	5210	79.040	5170.320	5249.360
	Ant1	5290	79.680	5249.840	5329.520
	Ant2	5290	78.560	5250.640	5329.200
	Ant1	5530	79.840	5489.840	5569.680
	Ant2	5530	79.360	5490.160	5569.520
	Ant1	5610	80.000	5569.840	5649.840
	Ant2	5610	79.360	5570.320	5649.680
	Ant1	5690	79.520	5649.840	5729.360
	Ant2	5690	78.880	5650.480	5729.360
	Ant1	5690_UNII-2C	75.16	5649.840	5725
	Ant2	5690_UNII-2C	74.52	5650.480	5725
	Ant1	5690_UNII-3	4.36	5725	5729.360
	Ant2	5690_UNII-3	4.36	5725	5729.360
	Ant1	5775	79.520	5734.840	5814.360
	Ant2	5775	79.200	5735.160	5814.360
11AX20MIMO	Ant1	5180	22.680	5168.080	5190.760
	Ant2	5180	21.400	5169.120	5190.520
	Ant1	5200	20.680	5189.320	5210.000
	Ant2	5200	21.480	5189.040	5210.520
	Ant1	5240	19.760	5229.840	5249.600
	Ant2	5240	19.680	5229.920	5249.600
	Ant1	5260	21.120	5248.960	5270.080
	Ant2	5260	21.000	5249.120	5270.120
	Ant1	5280	21.840	5268.880	5290.720
	Ant2	5280	21.400	5269.200	5290.600
	Ant1	5320	21.560	5308.840	5330.400
	Ant2	5320	20.800	5309.560	5330.360

This report shall not be reproduced except in full, without the written approval of UL Verification Services (Guangzhou) Co., Ltd, Song Shan Lake Branch.

	Ant1	5500	21.280	5489.160	5510.440
	Ant2	5500	21.520	5489.040	5510.560
	Ant1	5580	22.920	5567.200	5590.120
	Ant2	5580	25.080	5568.960	5594.040
	Ant1	5700	21.560	5688.680	5710.240
	Ant2	5700	21.480	5689.280	5710.760
	Ant1	5720	21.320	5708.840	5730.160
	Ant2	5720	20.480	5709.480	5729.960
	Ant1	5720_UNII-2C	16.16	5708.840	5725
	Ant2	5720_UNII-2C	15.52	5709.480	5725
	Ant1	5720_UNII-3	5.16	5725	5730.160
	Ant2	5720_UNII-3	4.96	5725	5729.960
	Ant1	5745	20.720	5734.520	5755.240
	Ant2	5745	22.080	5733.440	5755.520
	Ant1	5785	20.600	5774.520	5795.120
	Ant2	5785	21.360	5774.280	5795.640
	Ant1	5825	21.240	5814.160	5835.400
	Ant2	5825	21.080	5814.440	5835.520
11AX40MIMO	Ant1	5190	40.080	5169.520	5209.600
	Ant2	5190	41.040	5168.640	5209.680
	Ant1	5230	40.880	5210.080	5250.960
	Ant2	5230	41.840	5208.720	5250.560
	Ant1	5270	39.680	5250.080	5289.760
	Ant2	5270	39.760	5250.080	5289.840
	Ant1	5310	39.520	5290.080	5329.600
	Ant2	5310	40.400	5289.200	5329.600
	Ant1	5510	40.000	5489.920	5529.920
	Ant2	5510	41.280	5488.720	5530.000
	Ant1	5550	40.320	5530.000	5570.320
	Ant2	5550	40.720	5530.080	5570.800
	Ant1	5670	39.920	5649.920	5689.840
	Ant2	5670	41.600	5648.320	5689.920
	Ant1	5710	39.360	5690.160	5729.520
	Ant2	5710	39.360	5690.080	5729.440
	Ant1	5710_UNII-2C	34.84	5690.160	5725
	Ant2	5710_UNII-2C	34.92	5690.080	5725
	Ant1	5710_UNII-3	4.52	5725	5729.520
	Ant2	5710_UNII-3	4.44	5725	5729.440
	Ant1	5755	39.360	5735.080	5774.440
	Ant2	5755	40.640	5733.880	5774.520
	Ant1	5795	39.360	5775.080	5814.440
	Ant2	5795	39.600	5774.920	5814.520
11AX80MIMO	Ant1	5210	82.880	5169.840	5252.720
	Ant2	5210	81.760	5168.880	5250.640
	Ant1	5290	83.360	5249.520	5332.880
	Ant2	5290	82.400	5248.560	5330.960
	Ant1	5530	81.600	5489.680	5571.280
	Ant2	5530	80.640	5489.520	5570.160
	Ant1	5610	83.040	5569.680	5652.720
	Ant2	5610	81.440	5569.200	5650.640
	Ant1	5690	81.920	5649.840	5731.760
	Ant2	5690	80.640	5649.200	5729.840
	Ant1	5690_UNII-2C	75.16	5649.840	5725
	Ant2	5690_UNII-2C	75.8	5649.200	5725
	Ant1	5690_UNII-3	6.76	5725	5731.760
	Ant2	5690_UNII-3	4.84	5725	5729.840
	Ant1	5775	82.400	5734.680	5817.080
	Ant2	5775	81.600	5734.040	5815.640

This report shall not be reproduced except in full, without the written approval of UL Verification Services (Guangzhou) Co., Ltd, Song Shan Lake Branch.

11.1.2. Test Graphs

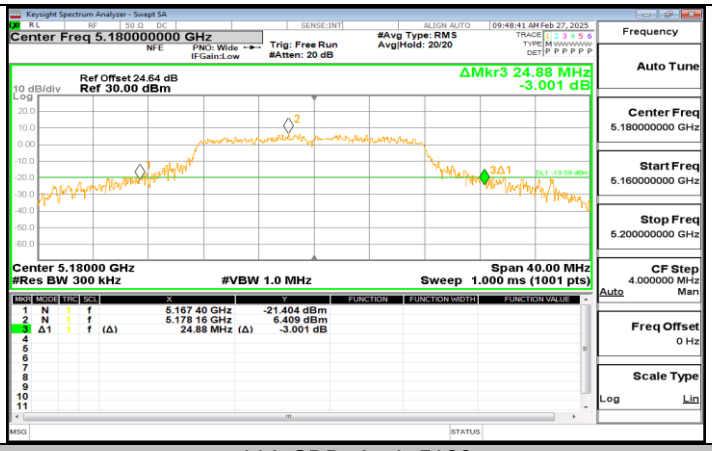

11A-CDD_Ant1_5180

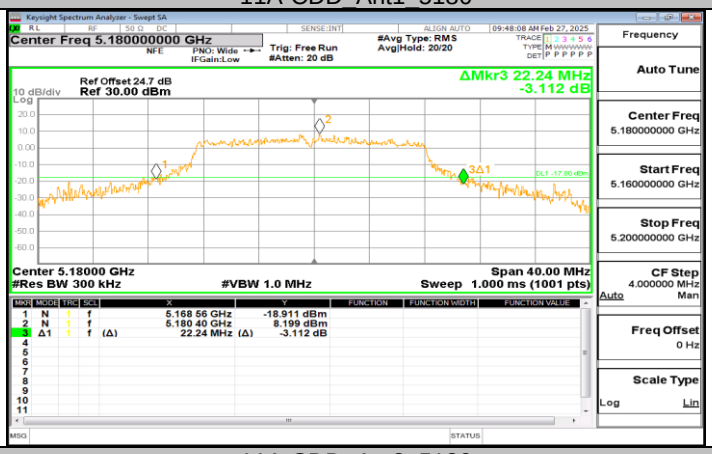

11A-CDD_Ant2_5180

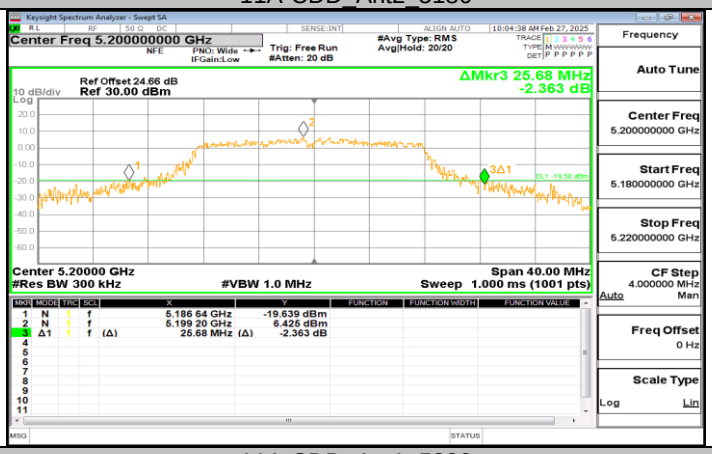

11A-CDD_Ant1_5200

This report shall not be reproduced except in full, without the written approval of UL Verification Services (Guangzhou) Co., Ltd, Song Shan Lake Branch.

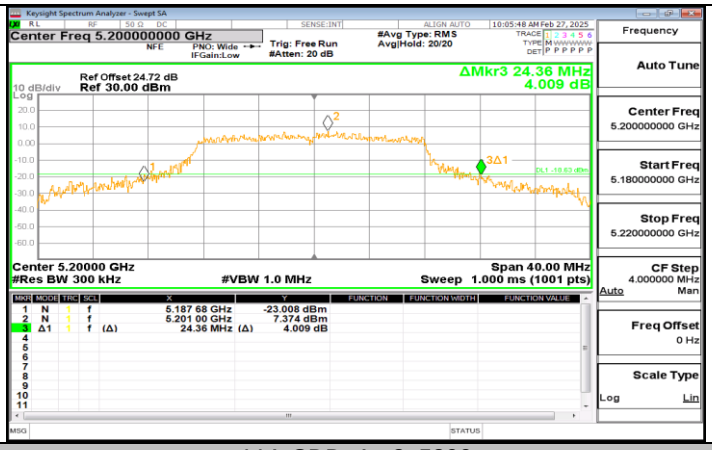

11A-CDD_Ant2_5200

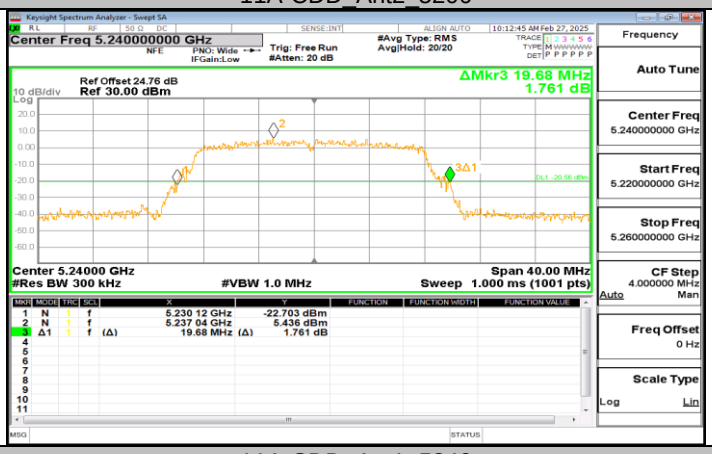

11A-CDD_Ant1_5240

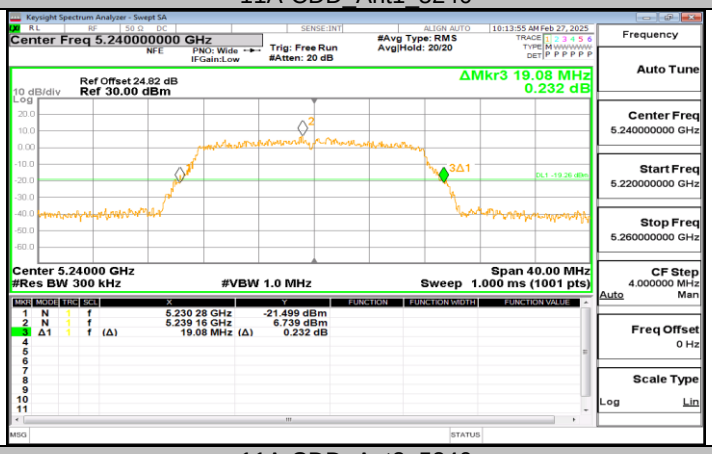

11A-CDD_Ant2_5240

This report shall not be reproduced except in full, without the written approval of UL Verification Services (Guangzhou) Co., Ltd, Song Shan Lake Branch.

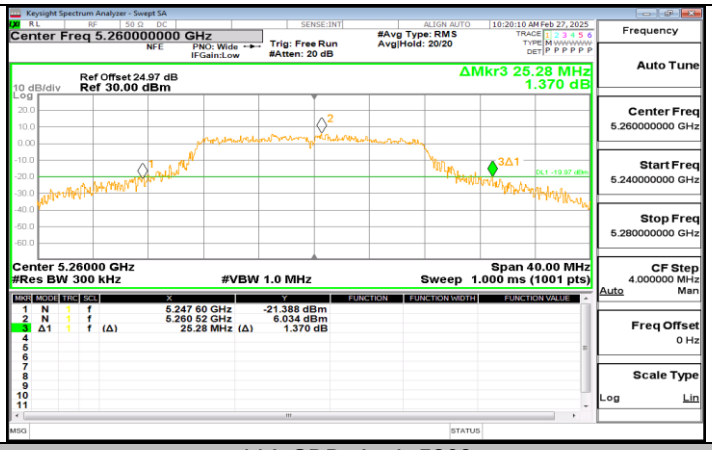

11A-CDD_Ant1_5260

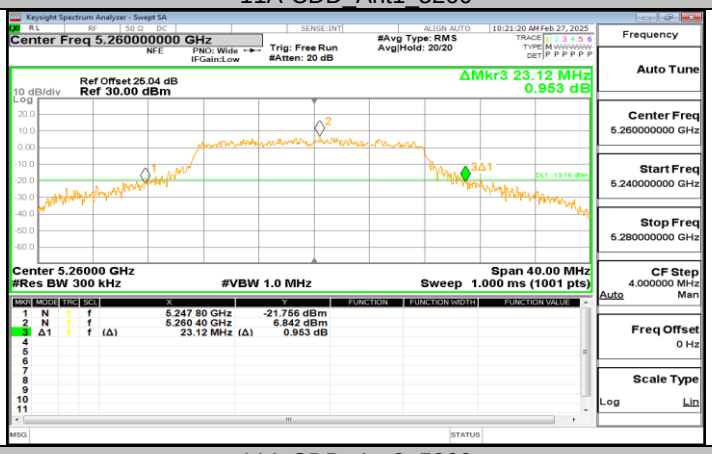

11A-CDD_Ant2_5260

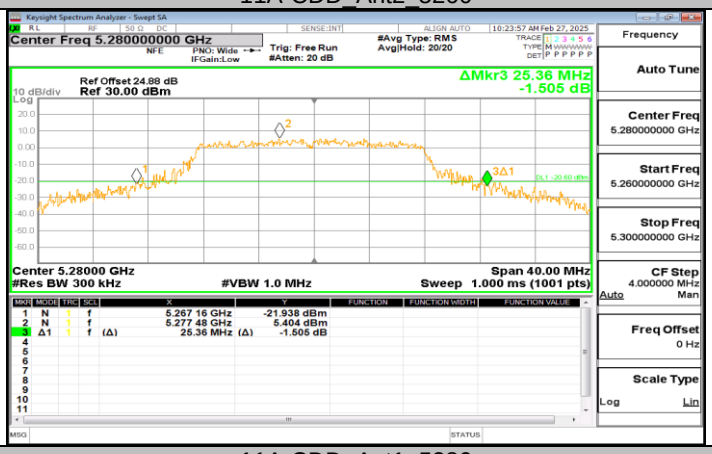

11A-CDD_Ant1_5280

This report shall not be reproduced except in full, without the written approval of UL Verification Services (Guangzhou) Co., Ltd, Song Shan Lake Branch.

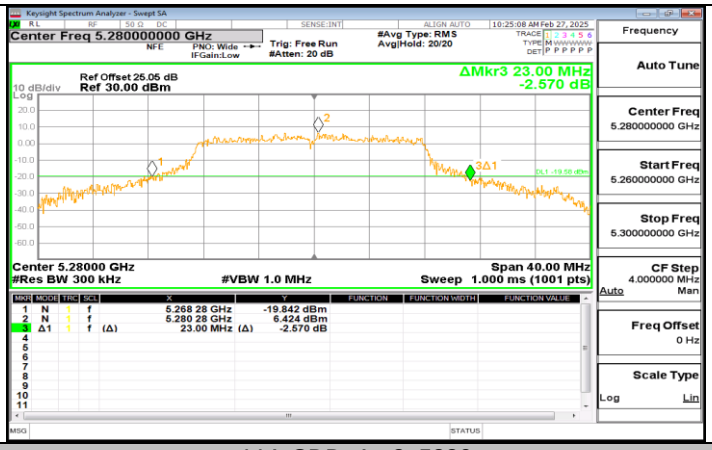

11A-CDD_Ant2_5280

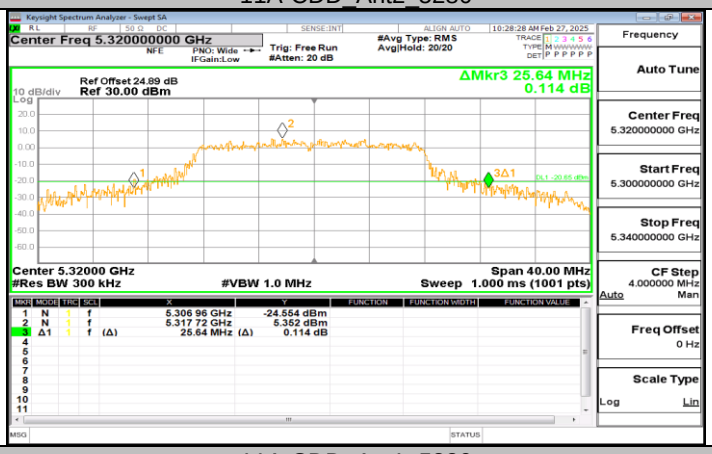

11A-CDD_Ant1_5320

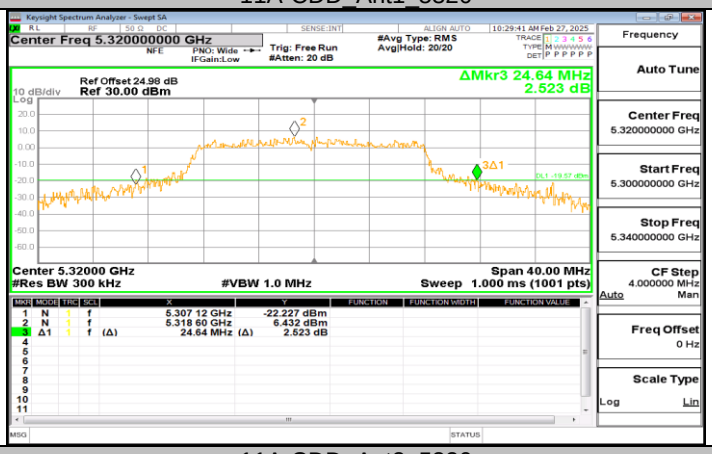

11A-CDD_Ant2_5320

This report shall not be reproduced except in full, without the written approval of UL Verification Services (Guangzhou) Co., Ltd, Song Shan Lake Branch.