apower

SmartPLUG

Instruction Manual

SPM185 | **with Power Meter & Timer**

Specifications

	US	EU
Power	100-120VAC, 15A, 60Hz	100-240VAC, 16A, 50/60Hz
Power Comsumption	Max: 3W	Max: 3W
WiFi	802.11 b/g/n 2.4G	802.11 b/g/n 2.4G
Meter (±8%)	Measuring Voltage(V)/ Current(A)/Power(Watt)/ kWh/PF	Measuring Voltage(V)/ Current(A)/Power(Watt)/ kWh/PF
Dimensions	102x63x40mm	102x63x40mm
Weight	153g	153g

Made in TAIWAN FCC ID: QBL-SPM185

Requirements

- Smartphone or tablet requirements:
  - iOS 9 or Android 4.4 later version
  - WiFi 802.11 b/g/n 2.4G
  - 3G|4G|LTE internet
  - GPS (Android)
- Router: 802.11 b/g/n 2.4G (150Mbps)
- APP can only control the socket power of SPM185. Functions of the electric appliance must be operated manually.
- Indoor use only (the plug must be at least 30cm above the floor)

Device Indicators & Buttons

❶	Switch Button (Green)	Light ON: Device power on Light OFF: Device power off
❷	Power Indicator (Green)	Light ON: Device plugged on wall socket
❸	WiFi Indicator (Green)	Light ON: WiFi preparing Light flashing: WiFi on (ready to connect to smartphone) or data transmitting
❹	Reset Button	Press and hold for 10 seconds. After 2 minutes, the device will reset to defalut and the Wifi Indicator will start flashing

Important Safety Instructions

Please do not disassemble the device in case of electric shock.

In order to ensure the safe operation of the device and its users, please read and act in accordance with the following safety instructions.

WARNING: There is risk of fire or electric shock if the device is used inappropriately.
If you experience problems with the device, please contact your dealer of purchase for help. Accidental damage will void the warranty of the device.

1. The device must be used within its published power outlet rating.
2. The device can not be plugged on power strip or another plug.
3. The device is recommended for indoor use in a dry location only.
4. Do not place the device near steam releasing devices or heat sources.
5. Avoid exposure of the device to external heat sources, sunlight, dust, corrosive chemicals, steam, liquids and moisture.
6. Handle the device with care. Do not drop the device or subject the device to unnecessary physical shock.
7. The fuse in this product is designed for short circuit and overload protection. Do not use the device after the fuse burned out.
8. There are no user-serviceable parts inside the device. If you experience problems with the device, do not aaattempt to service the device yourself.
9. Unplug the device during extended periods of inactivity and during lightning storms.
10. The power socket/outlet should be easily accessible and located near to the device intended for use with the product.
11. Do not stack multiple devices on the product.
12. Because the program is licensed free of charge, there is no warranty for the program, to the extent permitted by applicable law. Except when otherwise stated in writing the copyright holders and/or other parties provide the program '"as is'" without warranty of any kind, either expressed or implied, including, but not limited to, the implied warranties of merchantability and fitness for a particular purpose. The entire risk as to the quality and performance of the program is with you. Should the program prove defective, you assume the cost of all necessary servicing, repair or correction.
13. In no event unless required by applicable law or agreed to in writing will any copyright holder, or any other party who may modify and/or redistribute the program as permitted above, be liable to you for damages, including any general, special, incidental or consequential damages arising out of the use or inability to use the program (including but not limited to loss of data or data being rendered inaccurate or losses sustained by you or third parties or a failure of the program to operate with any other programs), even if such holder or other party has not been advised of the possibility of such damages.

Operation Procedure

A. Download APP

1 Scan QR code and download AIONE APP

AIONE
I CARE Cloud Service

Download on the App Store | ANDROID APP ON Google play

For more information, please visit us at www.aione.life

B. Install Device

2 Please check the label behind the device for SSID & UID before plug SPM185 on the wall socket

- Power light will turn green
- When WiFi light starts flashing, WiFi function is on

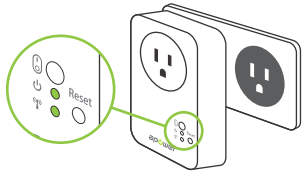

Precautions

- You have to push button, or finish the setting below to control the socket power of SPM185

C. Smart Phone Setting

3 Turn on WiFi connection on your smartphone

1) Choose device SSID
(on the label behind the device)
2) Enter device password
(default: 12345678)

4 GPS has to be turned on on some of Android phones

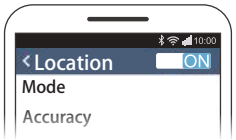

D. Add Device on APP

5 Open AIONE APP, and tap "Home" button

6 Tap "Plug and Power Meter"

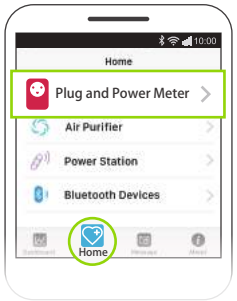

7 Tap + to add device

Tap to search device

8 Select device

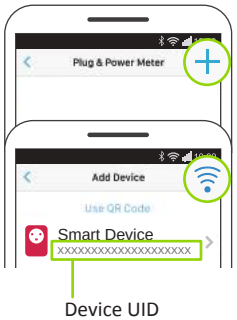

9 Enter device main page

- Tap power switch , and enter device password (default:1234) in order to control SPM185
- Icon will turn when successfully unlocked

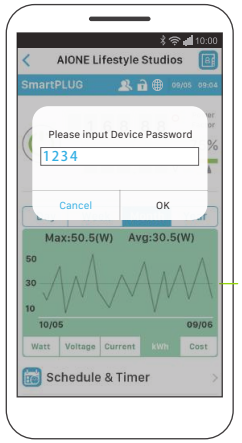

Precautions

- If icon appears, you have to enter device password in order to control SPM185

E. Set Internet Access

10 Tap "Internet Access" and choose Wifi from "Nearby WiFi List"

Precautions

- SPM185 need to be within WiFi coverage

11 Input WiFi Password

Enter WiFi password and complete setting. The device will be disconnected for 3 minutes

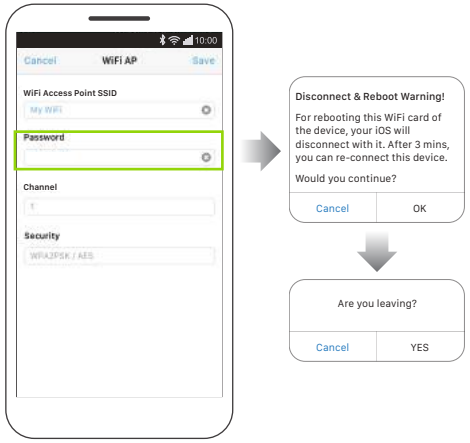

12 Check if Wifi connction is successfully set up

- Check if the smartphone is connected to SPM 185

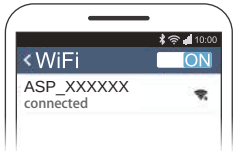

- WiFi connection is successfully set up when icon appears. Afterwards, you can control the device whenever the smartphone is connected to Internet. If not, please repeat step 10 ~ 11

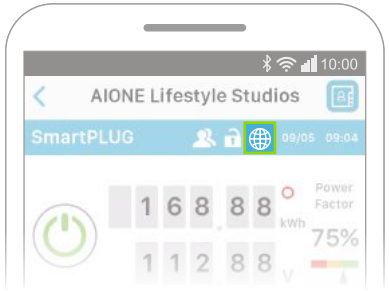

F. APP Features

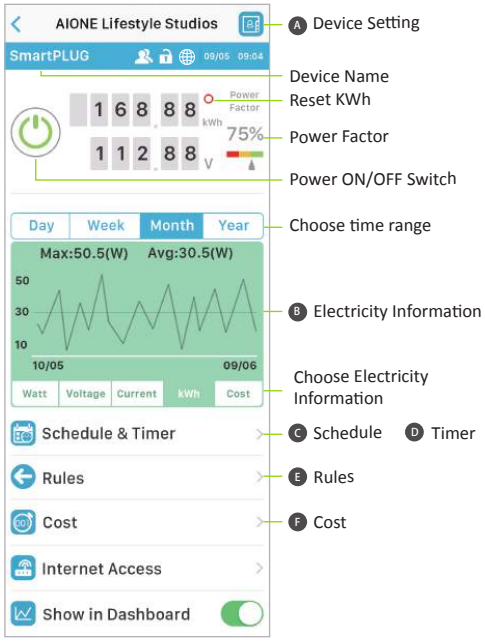

Icon

- Locked
- Unlocked
- Multiple Users
- Remote Control
- Schedule or timer set
- Offline
- Connecting
- Connected

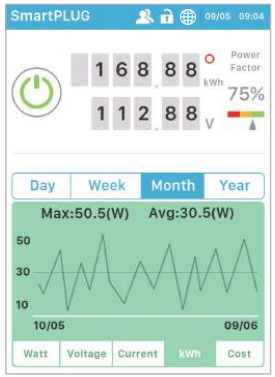

(W) (V) (A)

The information of the selected item will be shown above

Precautions:

- Power switch on APP can not be used when the schedule function is on. (Schedule and Timer function must be turned off in order to enable Power Switch ON/OFF function)
- When the device was unplugged, APP will automatically reconnected to the WiFi that you set up
- Overload function: the device will be automatically turned off when the current is more than 15A(US) / 16A(EU) (Please check all your electronic devices to avoid any risk and damage)
- Please plug the device out off the wall socket in case of emergency

G. Settings

A Device Setting

change device name and password

B Electricity Information

Tap to view/download /delete data

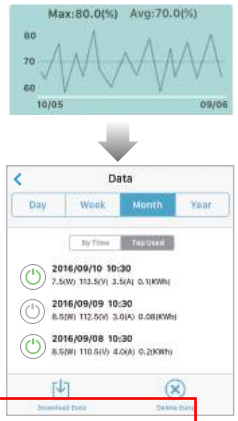

FCC Part 15.19

This device complies with Part 15 of the FCC Rules. Operation is subject to the following two conditions:

(1) this device may not cause harmful interference and

(2) this device must accept any interference received, including interference that may cause undesired operation

FCC Part 15.21 information for user

You are cautioned that changes or modifications not expressly approved by the party responsible for compliance could void your authority to operate the equipment.

IMPORTANT NOTE:

FCC Radiation Exposure Statement:

This equipment complies with FCC radiation exposure limits set forth for an uncontrolled environment. This equipment should be installed and operated with minimum distance 20cm between the radiator & your body.

C Set Schedule

- You can set schedule to the electronic device plugged on SP185
- Up to 7 schedules
- Tap "Sync Time" to synchronize

D Set Timer

Power will be automatically turned off when the time ends up

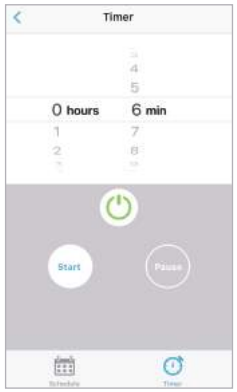

E Rules

Choose whether to receive messages or email notifications

F Set Cost

Input the cost of electricity per KWh

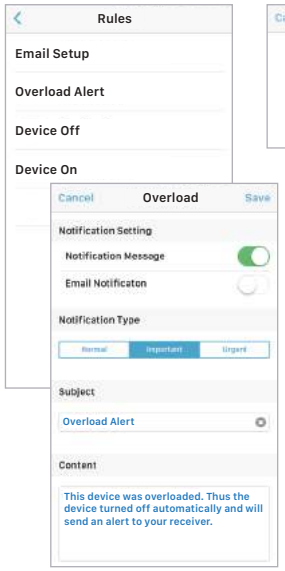

H5PM185T888YE00

AIONE Lifestyle Studios Inc. may revise this instruction manual due to misprint, content errors, software/product update without notice anytime. All images shown are for illustration purpose only.

Product Warranty

The AIONE/APOWER Two-Year Limited Warranty, which provided by AIONE Lifestyle Studios Inc. ("AIONE Lifestyle Studios"), is a voluntary manufacturer's warranty. It provides rights separate to rights provided by consumer law, including but not limited to those relating to non-conforming goods. As such, the AIONE/APOWER Two-Year Limited Warranty benefits are in addition to, and not instead of, rights provided by consumer law and it does not exclude, limit or suspend a buyer's rights arising from consumer law. Consumers have the right to choose whether to claim service under the AIONE/APOWER Two-Year Limited Warranty or under their consumer law rights. Important: The AIONE/APOWER Two-Year Limited Warranty terms and conditions shall not apply to consumer law claims.

Important: All claims made under Consumer Protection Act shall not apply to the AIONE/APOWER Two-Year Limited Warranty

Please note: All claims made under the AIONE/APOWER Two-Year Limited Warranty, will be governed by the terms set out in this warranty document.

Your AIONE/APOWER-branded hardware product ("Product") is warranted against defects in materials and workmanship for a period of ONE (2) YEAR from the date of original retail purchase ("Warranty Period") when used in accordance with AIONE/APOWER's instruction manuals. If a defect arises during the Warranty Period, AIONE/APOWER, at its option will:

(1) Repair the Product at no charge using new parts or parts that are equivalent to new in performance and reliability. Exchange the Product with a product with equivalent functionality formed from new and/or previously used parts

(2) that are equivalent to new in performance and reliability or with your consent, a product that is at least functionally equivalent to the product it replaces.

(3) Refund the original purchase price.

This warranty excludes normal depletion of consumable parts such as batteries unless failure has occurred due to a defect in materials or workmanship and, damage resulting from abuse, accident, modifications, unauthorized repairs or other causes that are not defects in materials and workmanship. AIONE/APOWER does not warrant, represent or undertake that it will be able to repair or replace any Product under this warranty without risk to and / or loss of information and / or data stored on the Product.

In no event shall AIONE/APOWER be liable for (1) loss or damage, which as of the product's purchase cannot be regarded as being caused by AIONE/APOWER's breach of these warranty terms; or (2) losses caused by the user's fault, loss of data or loss of profits or benefits.

Any limitations of liability in this warranty document shall not apply to (1) death or personal injury pursuant to any mandatory law on product liability; (2) fraud or fraudulent misrepresentation; (3) intentional misconduct or gross negligence; (4) or a culpable breach of major contractual obligations. A damages claim based on a breach of major contractual obligations or gross negligence will be limited to foreseeable damage typical for the sale contract concerned.

To obtain warranty service, contact AIONE Lifestyle Studios using the information described at apower.aione@gmail.com. Proof of purchase may be required to verify eligibility. When contacting AIONE Lifestyle Studios via telephone, call charges may apply depending on your location. Please contact your network operator for details.

IMPORTANT RESTRICTION FOR SERVICE.

AIONE/APOWER may restrict warranty service to the country where AIONE/APOWER or its Authorized Distributors originally sold the device. AIONE/APOWER will provide warranty service through one or more of the following options:

(1) Carry-in service. You may return your Product to an AIONE/APOWER Retail or Authorized Service Provider location offering carry-in service.

(2) Mail-in service. If AIONE/APOWER determines that your Product is eligible for mail-in service, AIONE/APOWER will send you prepaid waybills and applicable packaging material, so that you may ship your Product to an AIONE/APOWER Repair Service. AIONE/APOWER will pay for shipping to and from your location if instructions regarding the method of packaging and shipping the Product are followed.

Service options, parts availability and response times may vary according to country. If you require service in a country where AIONE/APOWER does not maintain an AIONE/APOWER Retail Store or Authorized Service Provider, service options may be limited. If a given service option is not available for the AIONE/APOWER Product in such country, AIONE/APOWER or its agents shall notify you about any additional shipping and handling charges which may apply before rendering service. Where international service is available, AIONE/APOWER may repair or replace Products and parts with comparable Product and parts that comply with local standards. If any term is held to be illegal or unenforceable, it shall be severed from this warranty and the legality or enforceability of the remaining terms shall not be affected. This warranty is governed by and construed under the laws of the country in which the product purchase took place.

AIONE Lifestyle Studios Inc.
I CARE Cloud Service

© 2016 AIONE Lifestyle Studios Inc.
All Rights Reserved

This document is for reference only. Product specification and information may be updated without notice. This may not be reproduced in any form without written permission. All trademarks of each manufacturer are listed. The Apple logo of iPad, iPhone, iPod touch are trademarks of Apple Inc., registered in the U.S. and other countries. App Store is a service mark of Apple Inc. Android and Google Play are the trademarks of Google Inc.