ANNEX 1 - PLOTS - Transmitter Band-Edge Radiated Emissions (Point to Multi-point)

AN-50 SYSTEM (5.735-5.815 GHz), Model AN50S

PLOT # 109

FCC ID: QC8-AN50S

UltraTech Engineering Labs Inc.

REDLINE COMMUNICATIONS INC.

AN-50 SYSTEM

Channel: 1, Tx Frequency: 5735 MHz, Modulation: 64 QAM (54 Mb/s)

Antenna: MTI Wireless Edge, M/N: 486001/A, S/N: 00085

RADIATED EMISSION @ 3 METERS

HORIZONTAL POLARIZATION

Date: February 10, 2003

Tested by: Hung Trinh

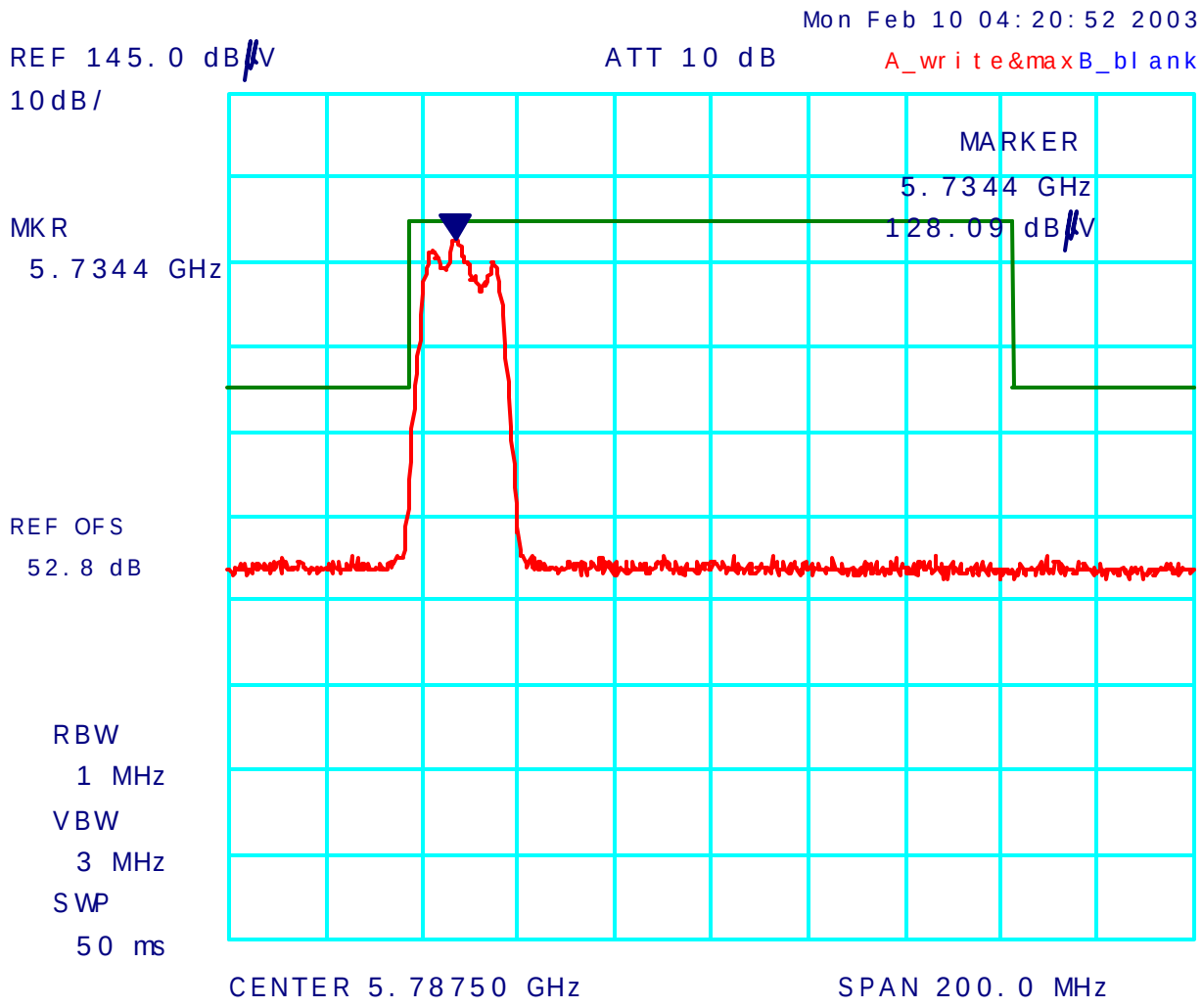

ANNEX 1 - PLOTS - Transmitter Band-Edge Radiated Emissions (Point to Multi-point)

AN-50 SYSTEM (5.735-5.815 GHz), Model AN50S

PLOT # 110

FCC ID: QC8-AN50S

UltraTech Engineering Labs Inc.

REDLINE COMMUNICATIONS INC.

AN-50 SYSTEM

Channel: 1, Tx Frequency: 5735 MHz, Modulation: 64 QAM (54 Mb/s)

Antenna: MTI Wireless Edge, M/N: 486001/A, S/N: 00085

RADIATED EMISSION @ 3 METERS

VERTICAL POLARIZATION

Date: February 10, 2003

Tested by: Hung Trinh

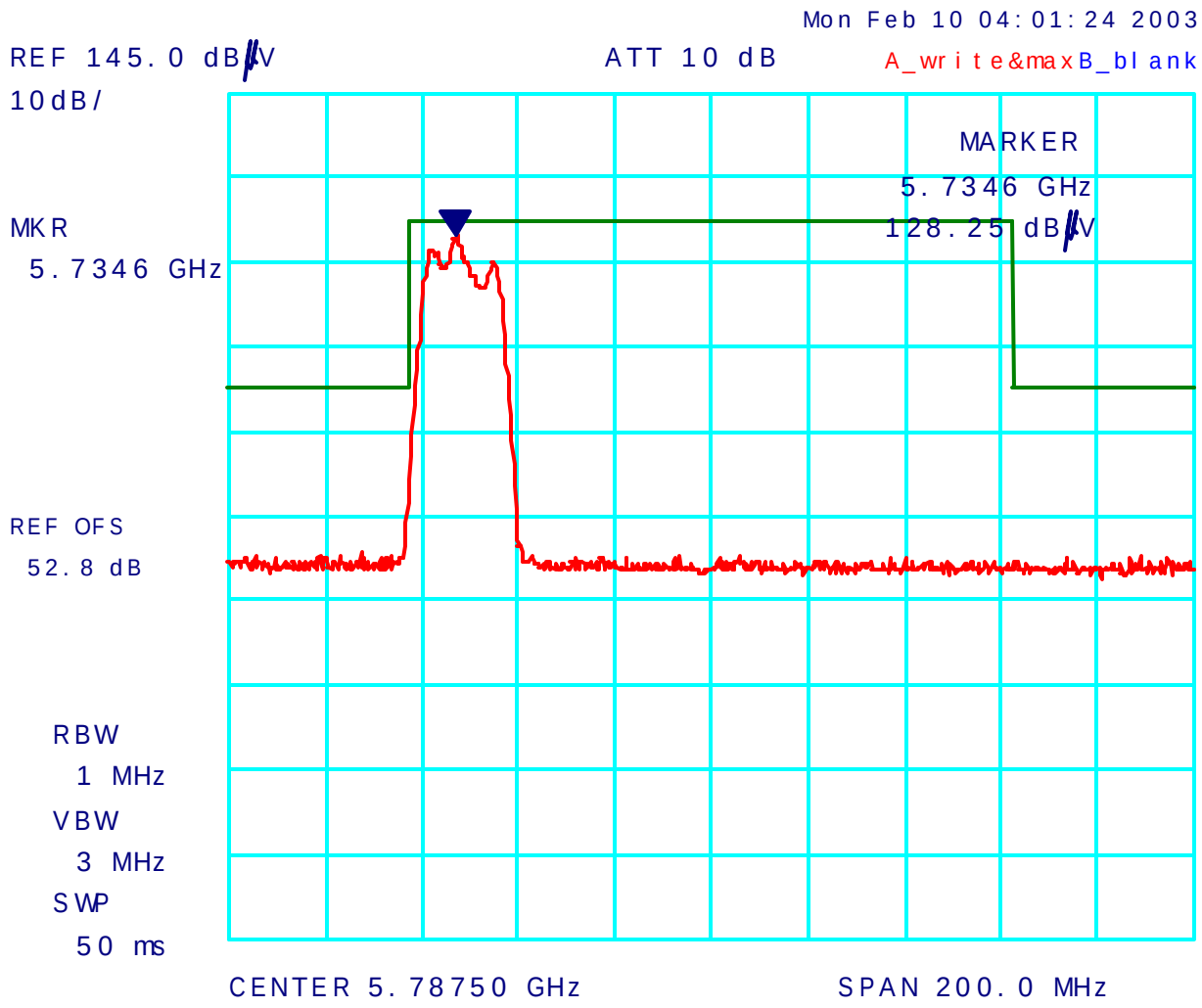

UltraTech Engineering Labs Inc.

REDLINE COMMUNICATIONS INC.
AN-50 SYSTEM
Channel: 3, Tx Frequency: 5775 MHz, Modulation: 64 QAM (54 Mb/s)
Antenna: MTI Wireless Edge, M/N: 486001/A, S/N: 00085
RADIATED EMISSION @ 3 METERS
HORIZONTAL POLARIZATION

Date: February 10, 2003
Tested by: Hung Trinh

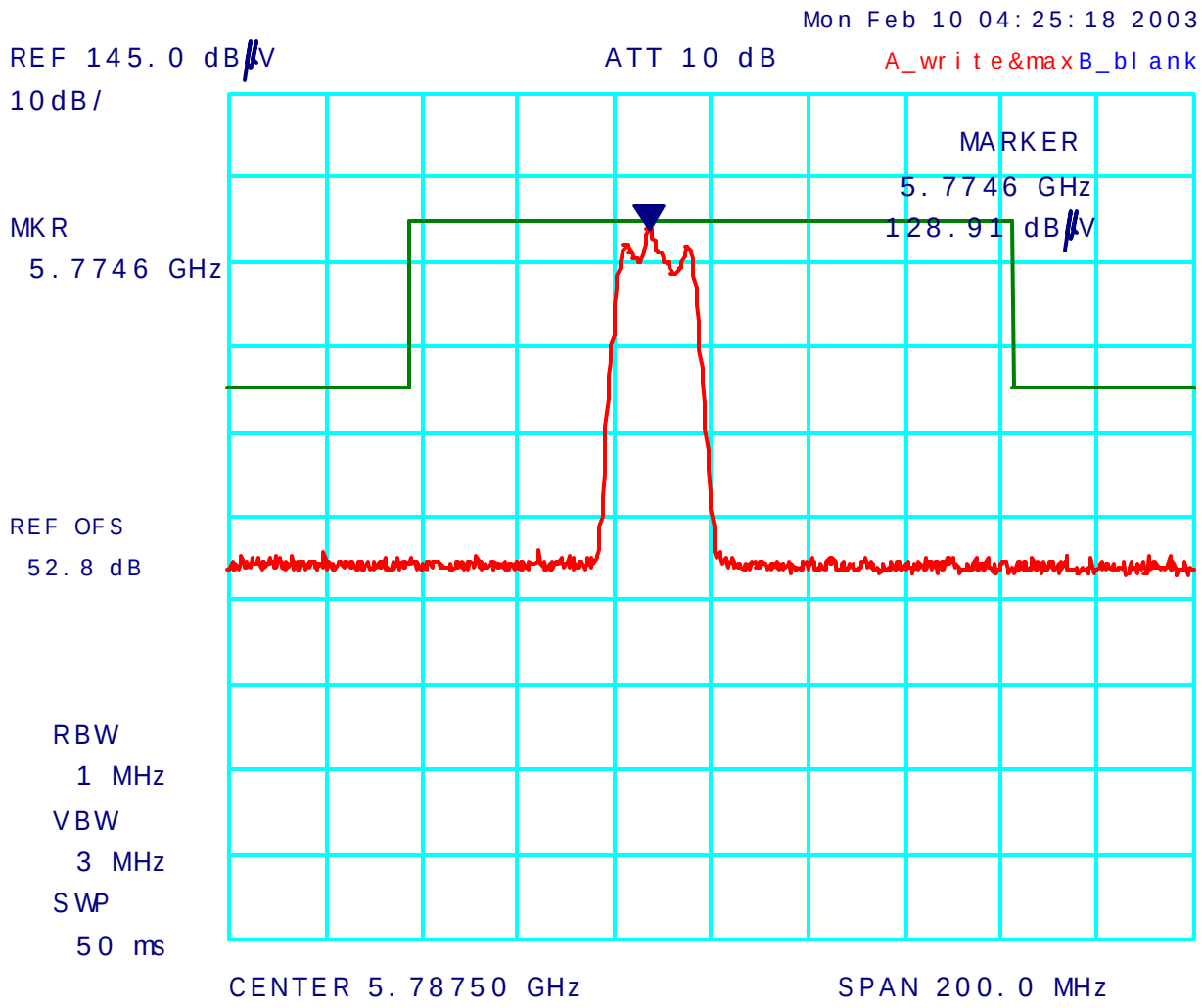

ANNEX 1 - PLOTS - Transmitter Band-Edge Radiated Emissions (Point to Multi-point)

AN-50 SYSTEM (5.735-5.815 GHz), Model AN50S

PLOT # 112

FCC ID: QC8-AN50S

UltraTech Engineering Labs Inc.

REDLINE COMMUNICATIONS INC.

AN-50 SYSTEM

Channel: 3, Tx Frequency: 5775 MHz, Modulation: 64 QAM (54 Mb/s)

Antenna: MTI Wireless Edge, M/N: 486001/A, S/N: 00085

RADIATED EMISSION @ 3 METERS

VERTICAL POLARIZATION

Date: February 10, 2003

Tested by: Hung Trinh

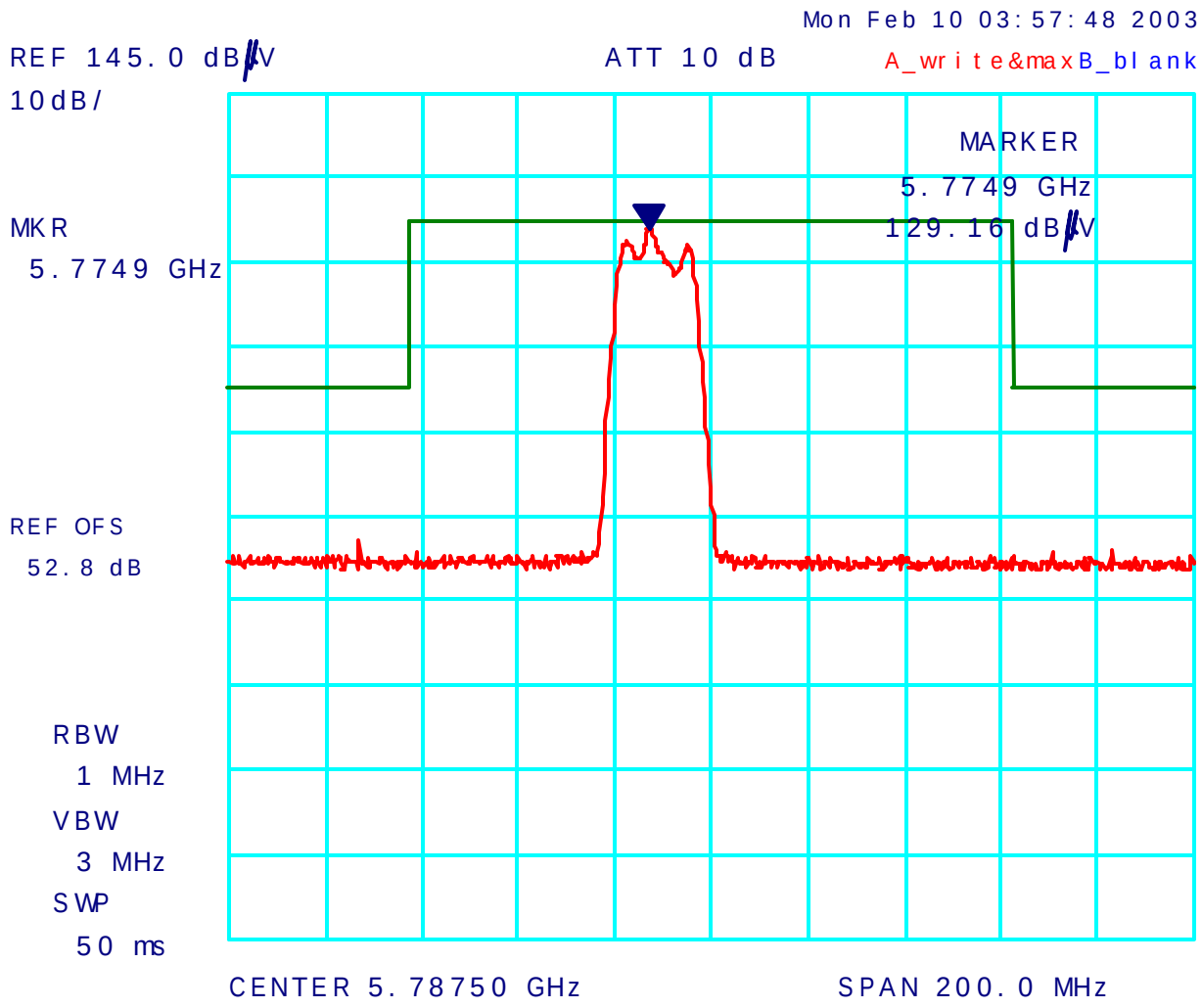

ANNEX 1 - PLOTS - Transmitter Band-Edge Radiated Emissions (Point to Multi-point)

AN-50 SYSTEM (5.735-5.815 GHz), Model AN50S

PLOT # 113

FCC ID: QC8-AN50S

UltraTech Engineering Labs Inc.

REDLINE COMMUNICATIONS INC.

AN-50 SYSTEM

Channel: 4, Tx Frequency: 5795 MHz, Modulation: 64 QAM (54 Mb/s)

Antenna: MTI Wireless Edge, M/N: 486001/A, S/N: 00085

RADIATED EMISSION @ 3 METERS

HORIZONTAL POLARIZATION

Date: February 10, 2003

Tested by: Hung Trinh

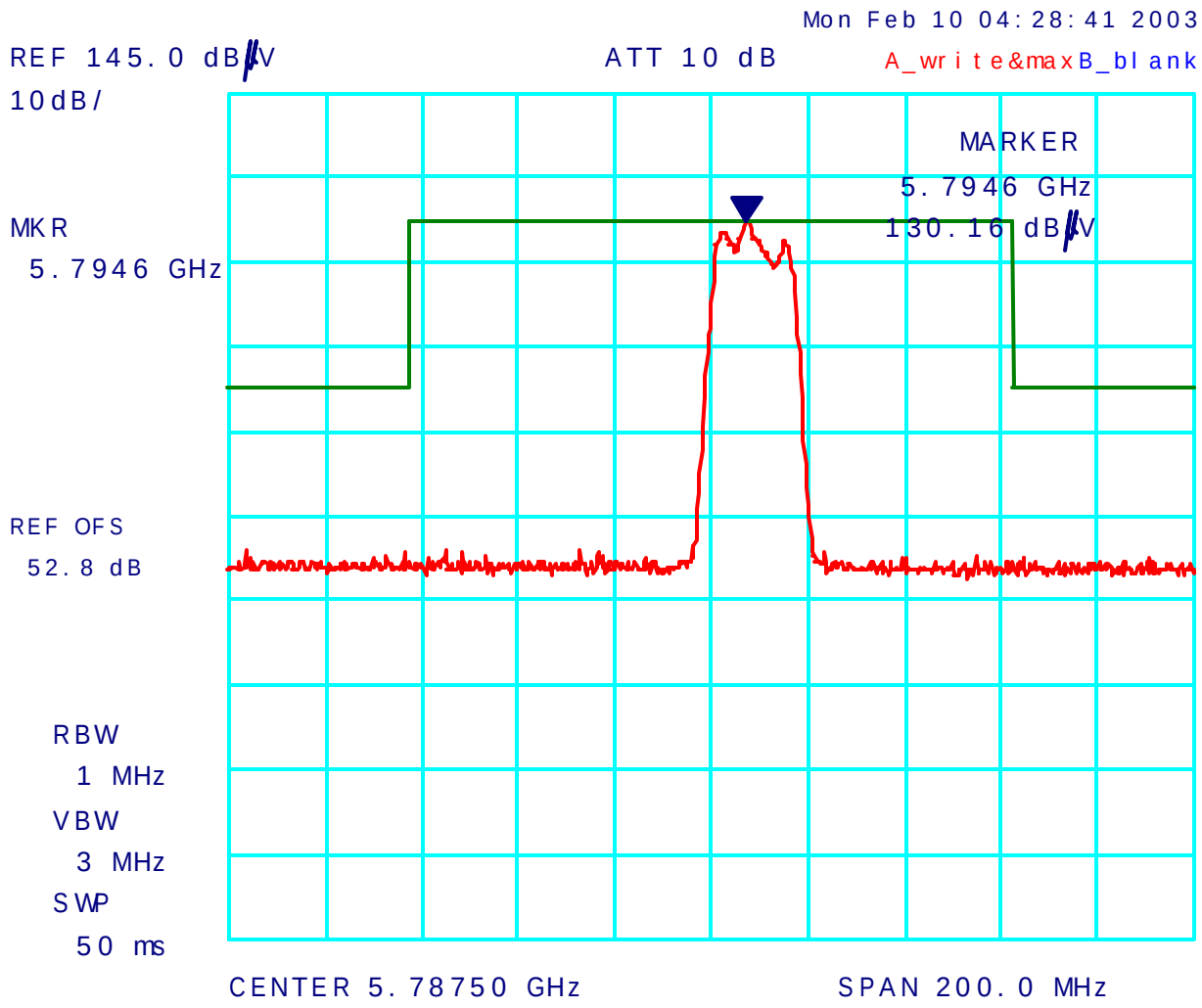

ANNEX 1 - PLOTS - Transmitter Band-Edge Radiated Emissions (Point to Multi-point)

AN-50 SYSTEM (5.735-5.815 GHz), Model AN50S

PLOT # 114

FCC ID: QC8-AN50S

UltraTech Engineering Labs Inc.

REDLINE COMMUNICATIONS INC.

AN-50 SYSTEM

Channel: 4, Tx Frequency: 5795 MHz, Modulation: 64 QAM (54 Mb/s)

Antenna: MTI Wireless Edge, M/N: 486001/A, S/N: 00085

RADIATED EMISSION @ 3 METERS

VERTICAL POLARIZATION

Date: February 10, 2003

Tested by: Hung Trinh

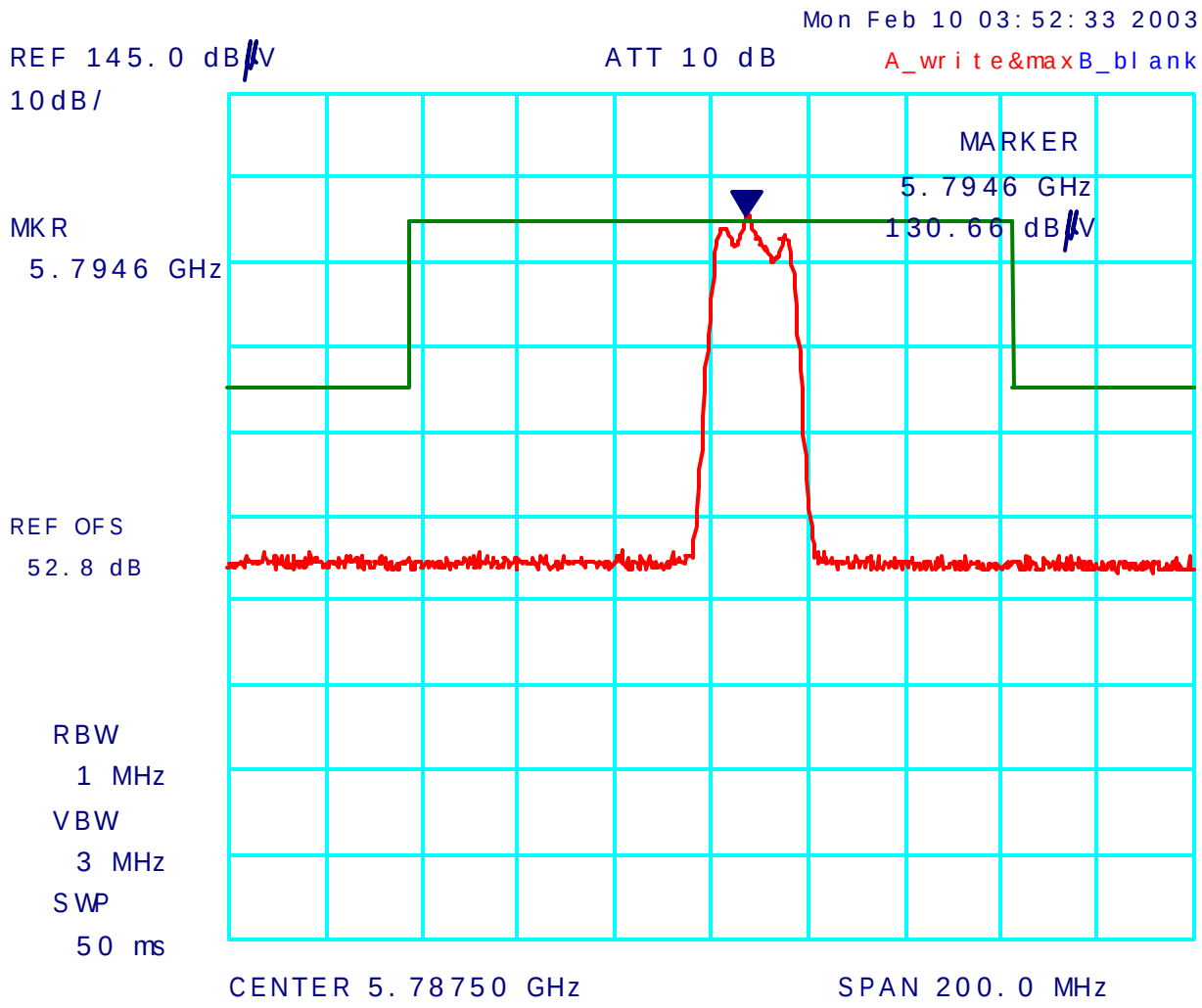

UltraTech Engineering Labs Inc.

REDLINE COMMUNICATIONS INC.
AN-50 SYSTEM
Channel: 5, Tx Frequency: 5815 MHz, Modulation: 64 QAM (54 Mb/s)
Antenna: MTI Wireless Edge, M/N: 486001/A, S/N: 00085
RADIATED EMISSION @ 3 METERS
HORIZONTAL POLARIZATION

Date: February 10, 2003
Tested by: Hung Trinh

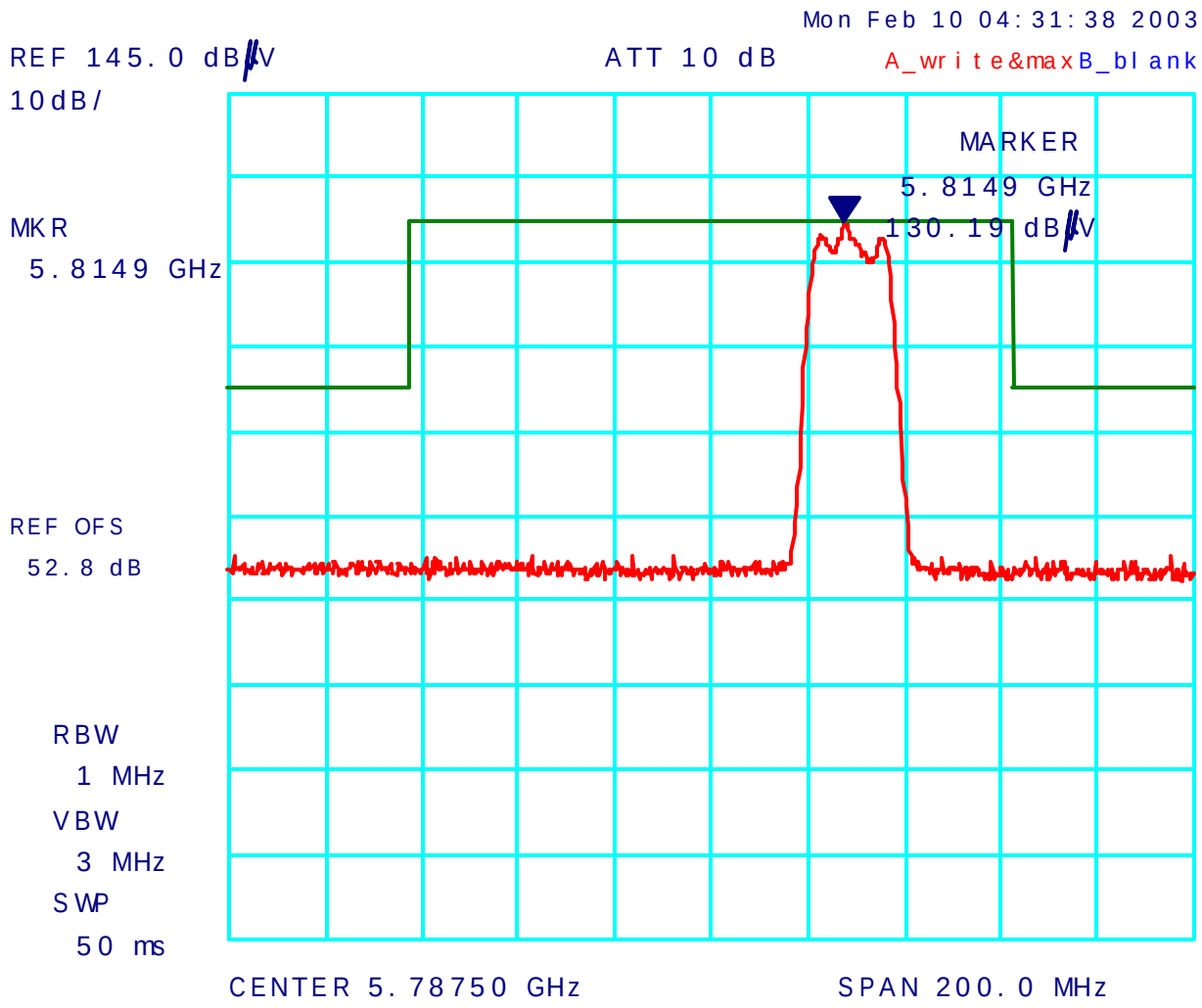

UltraTech Engineering Labs Inc.

REDLINE COMMUNICATIONS INC.
AN-50 SYSTEM
Channel: 5, Tx Frequency: 5815 MHz, Modulation: 64 QAM (54 Mb/s)
Antenna: MTI Wireless Edge, M/N: 486001/A, S/N: 00085
RADIATED EMISSION @ 3 METERS
VERTICAL POLARIZATION
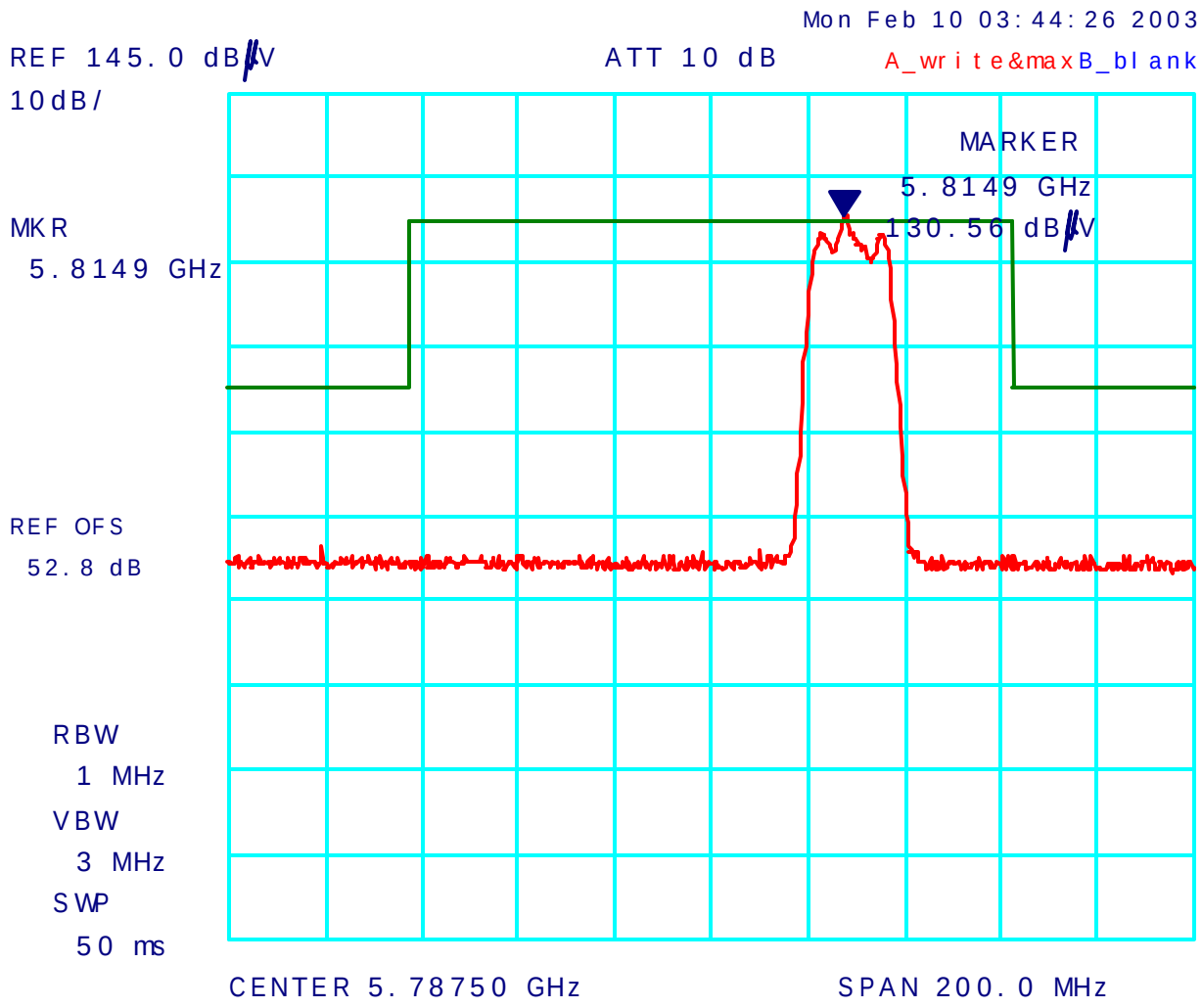
Date: February 10, 2003
Tested by: Hung Trinh