APPENDIX A - SAR Evaluation Data

Please note that the graphical visualization of the phone position onto the SAR distribution gives only limited information on the current distribution of the device, since the curvature of the head results in graphical distortion. Full information can only be obtained either by H-field scans in free space or SAR evaluation with a flat phantom.

Power drift is the measurement of power drift of the device over one complete SAR scan.

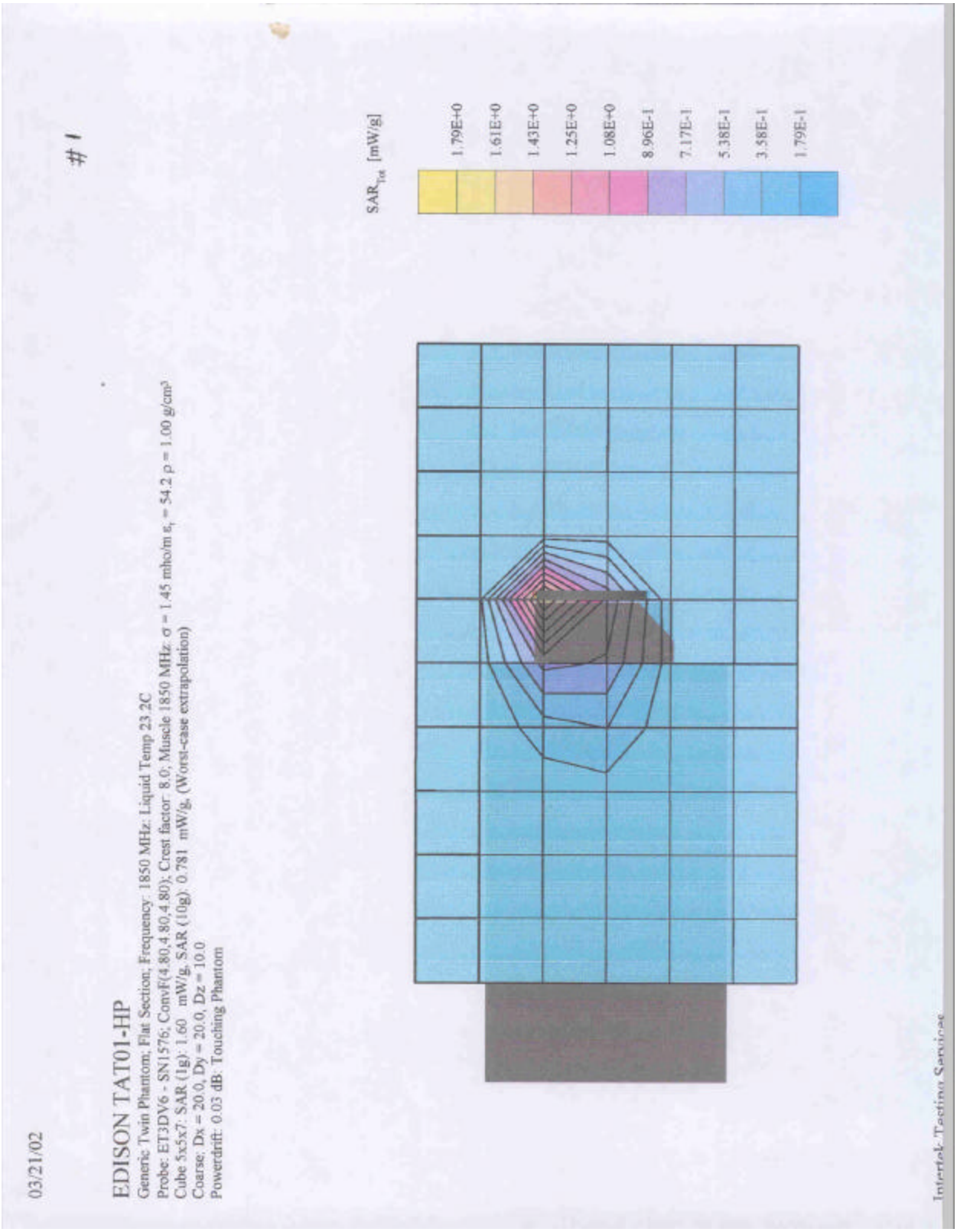
03/21/02
#1
EDISON TAT01-HP
Generic Twin Phantom; Flat Section; Frequency: 1850 MHz; Liquid Temp 23.2C
Probe: ET3DV6 - SN1576; ConvF(4.80,4.80,4.80); Crest factor: 8.0; Muscle 1850 MHz: σ = 1.45 mho/m εr = 54.2 ρ = 1.00 g/cm³
Cube 5x5x7: SAR (1g): 1.60 mW/g, SAR (10g): 0.781 mW/g, (Worst-case extrapolation)
Coarse: Dx = 20.0, Dy = 20.0, Dz = 10.0
Powerdrift: 0.03 dB; Touching Phantom
SAR_Tot [mW/g]
1.79E+0
1.61E+0
1.43E+0
1.25E+0
1.08E+0
8.96E-1
7.17E-1
5.38E-1
3.58E-1
1.79E-1
Intertek Testing Services

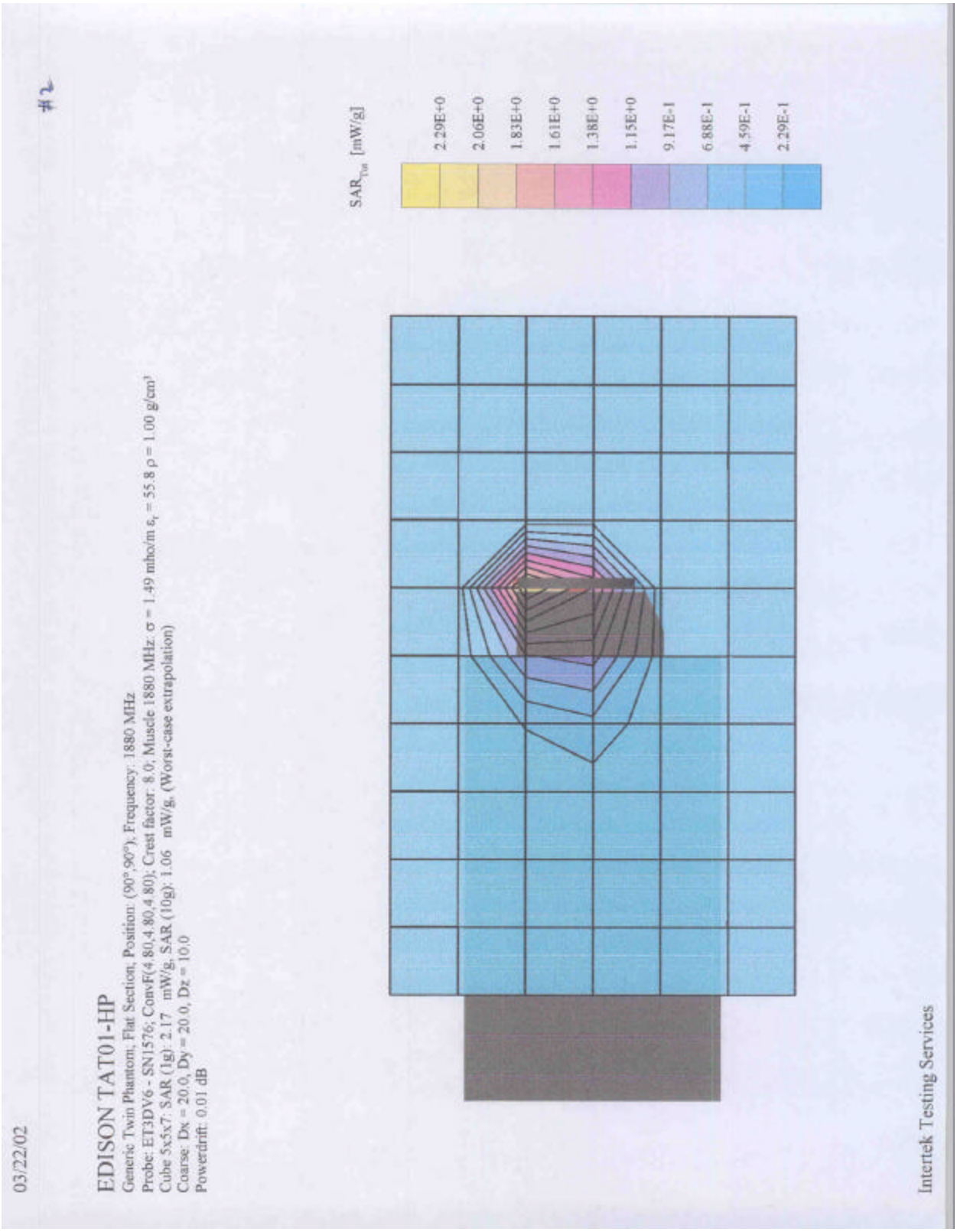
03/22/02
#2
EDISON TAT01-HP
Generic Twin Phantom; Flat Section; Position: (90°,90°); Frequency: 1880 MHz
Probe: ET3DV6 - SN1576; ConvF(4.80,4.80,4.80); Crest factor: 8.0; Muscle 1880 MHz: σ = 1.49 mho/m εr = 55.8 ρ = 1.00 g/cm³
Cube 5x5x7: SAR (1g): 2.17 mW/g, SAR (10g): 1.06 mW/g, (Worst-case extrapolation)
Coarse: Dx = 20.0, Dy = 20.0, Dz = 10.0
Powerdrift: 0.01 dB
SAR_Tot [mW/g]
2.29E+0
2.06E+0
1.83E+0
1.61E+0
1.38E+0
1.15E+0
9.17E-1
6.88E-1
4.59E-1
2.29E-1
Intertek Testing Services

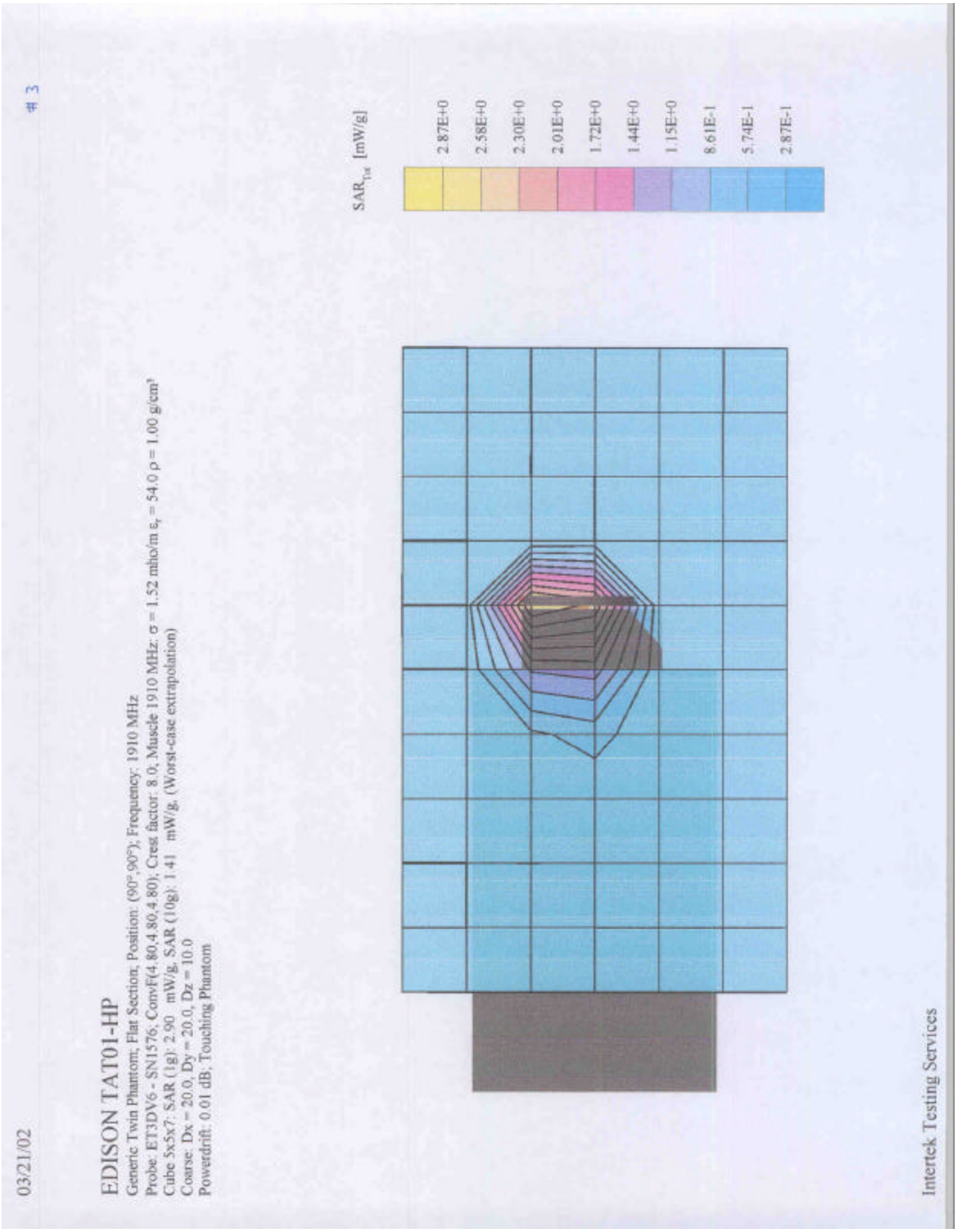
03/21/02
3
EDISON TAT01-HP
Generic Twin Phantom; Flat Section; Position: (90°,90°); Frequency: 1910 MHz
Probe: ET3DV6 - SN1576; ConvF(4.80,4.80,4.80); Crest factor: 8.0; Muscle 1910 MHz: σ = 1.52 mho/m εr = 54.0 ρ = 1.00 g/cm³
Cube 5x5x7: SAR (1g): 2.90 mW/g, SAR (10g): 1.41 mW/g, (Worst-case extrapolation)
Coarse: Dx = 20.0, Dy = 20.0, Dz = 10.0
Powerdrift: 0.01 dB; Touching Phantom
SAR_Tot [mW/g]
2.87E+0
2.58E+0
2.30E+0
2.01E+0
1.72E+0
1.44E+0
1.15E+0
8.61E-1
5.74E-1
2.87E-1
Intertek Testing Services

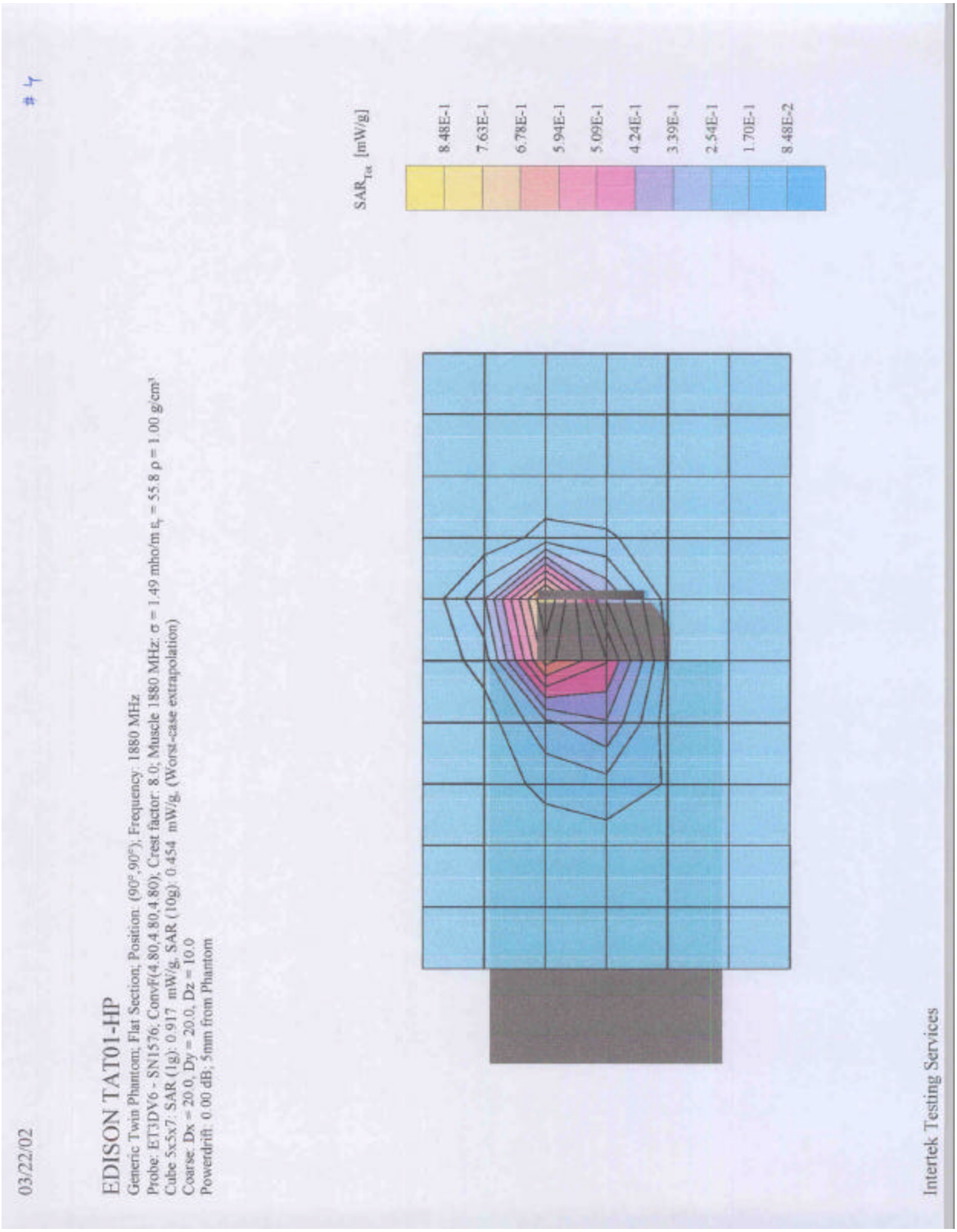
03/22/02
4
EDISON TAT01-HP
Generic Twin Phantom; Flat Section; Position: (90°,90°); Frequency: 1880 MHz
Probe: ET3DV6 - SN1576; ConvF(4.80,4.80,4.80); Crest factor: 8.0; Muscle 1880 MHz: σ = 1.49 mho/m ε_r = 55.8 ρ = 1.00 g/cm³
Cube 5x5x7: SAR (1g): 0.917 mW/g, SAR (10g): 0.454 mW/g, (Worst-case extrapolation)
Coarse: Dx = 20.0, Dy = 20.0, Dz = 10.0
Powerdrift: 0.00 dB; 5mm from Phantom
SAR_Tot [mW/g]
8.48E-1
7.63E-1
6.78E-1
5.94E-1
5.09E-1
4.24E-1
3.39E-1
2.54E-1
1.70E-1
8.48E-2
Intertek Testing Services

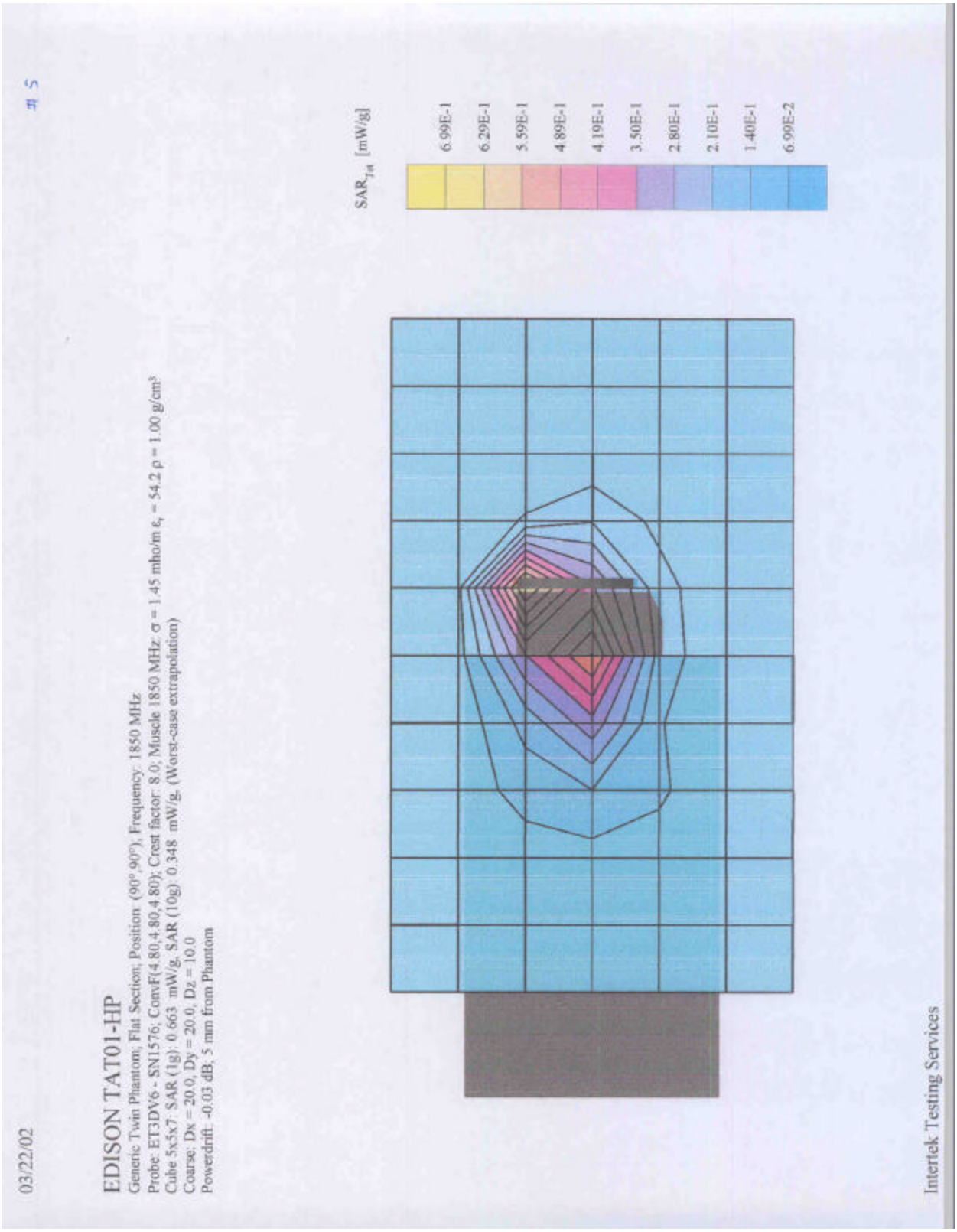
03/22/02
#5
EDISON TAT01-HP
Generic Twin Phantom; Flat Section; Position: (90°,90°); Frequency: 1850 MHz
Probe: ET3DV6 - SN1576; ConvF(4.80,4.80,4.80); Crest factor: 8.0; Muscle 1850 MHz: σ = 1.45 mho/m εr = 54.2 ρ = 1.00 g/cm³
Cube 5x5x7: SAR (1g): 0.663 mW/g, SAR (10g): 0.348 mW/g, (Worst-case extrapolation)
Coarse: Dx = 20.0, Dy = 20.0, Dz = 10.0
Powerdrift: -0.03 dB; 5 mm from Phantom
SAR_Tot [mW/g]
6.99E-1
6.29E-1
5.59E-1
4.89E-1
4.19E-1
3.50E-1
2.80E-1
2.10E-1
1.40E-1
6.99E-2
Intertek Testing Services

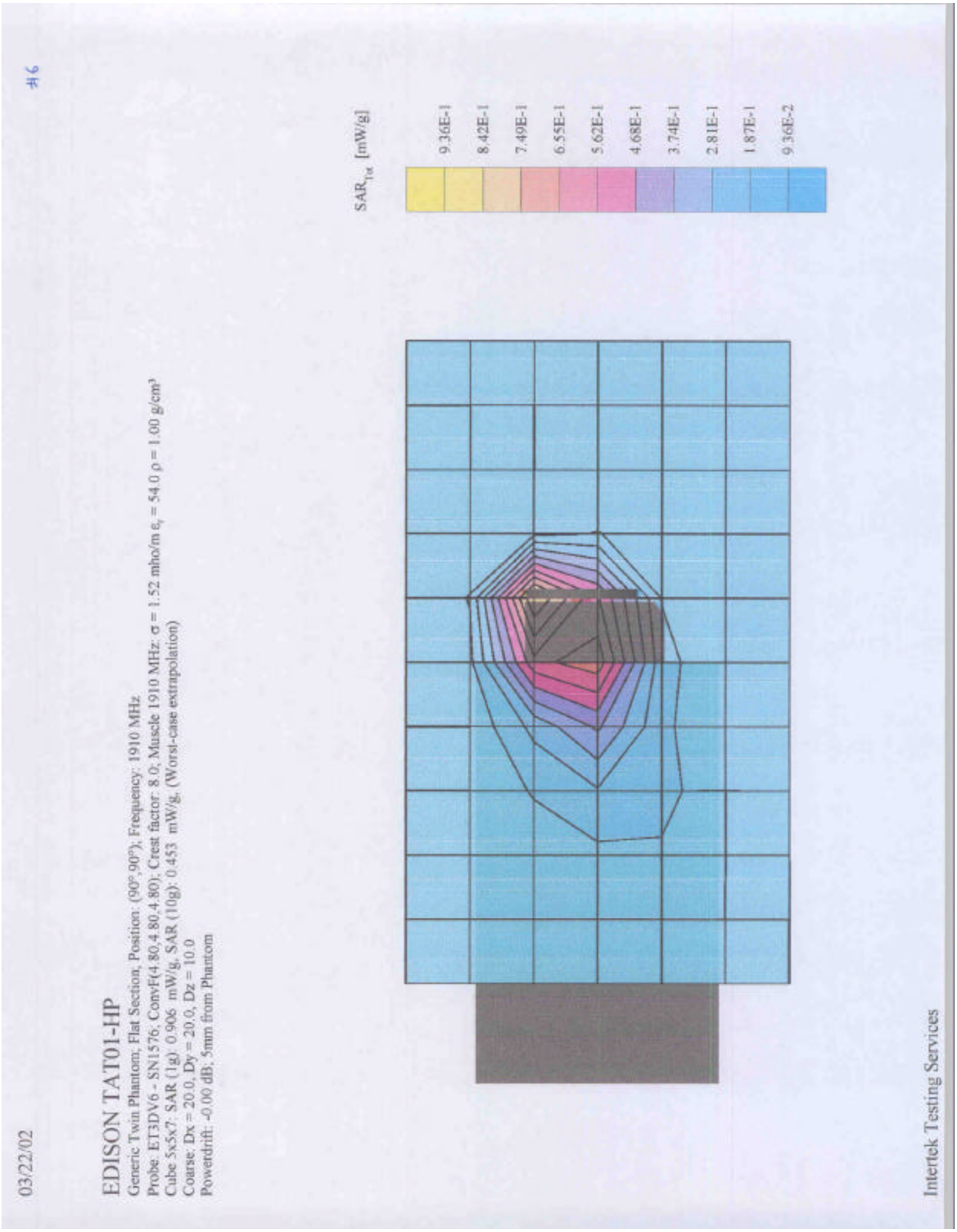
03/22/02
#6
EDISON TAT01-HP
Generic Twin Phantom; Flat Section; Position: (90°,90°); Frequency: 1910 MHz
Probe: ET3DV6 - SN1576; ConvF(4.80,4.80,4.80); Crest factor: 8.0; Muscle 1910 MHz: σ = 1.52 mho/m εr = 54.0 ρ = 1.00 g/cm³
Cube 5x5x7: SAR (1g): 0.906 mW/g, SAR (10g): 0.453 mW/g, (Worst-case extrapolation)
Coarse: Dx = 20.0, Dy = 20.0, Dz = 10.0
Powerdrift: -0.00 dB; 5mm from Phantom
SAR_Tot [mW/g]
9.36E-1
8.42E-1
7.49E-1
6.55E-1
5.62E-1
4.68E-1
3.74E-1
2.81E-1
1.87E-1
9.36E-2
Intertek Testing Services

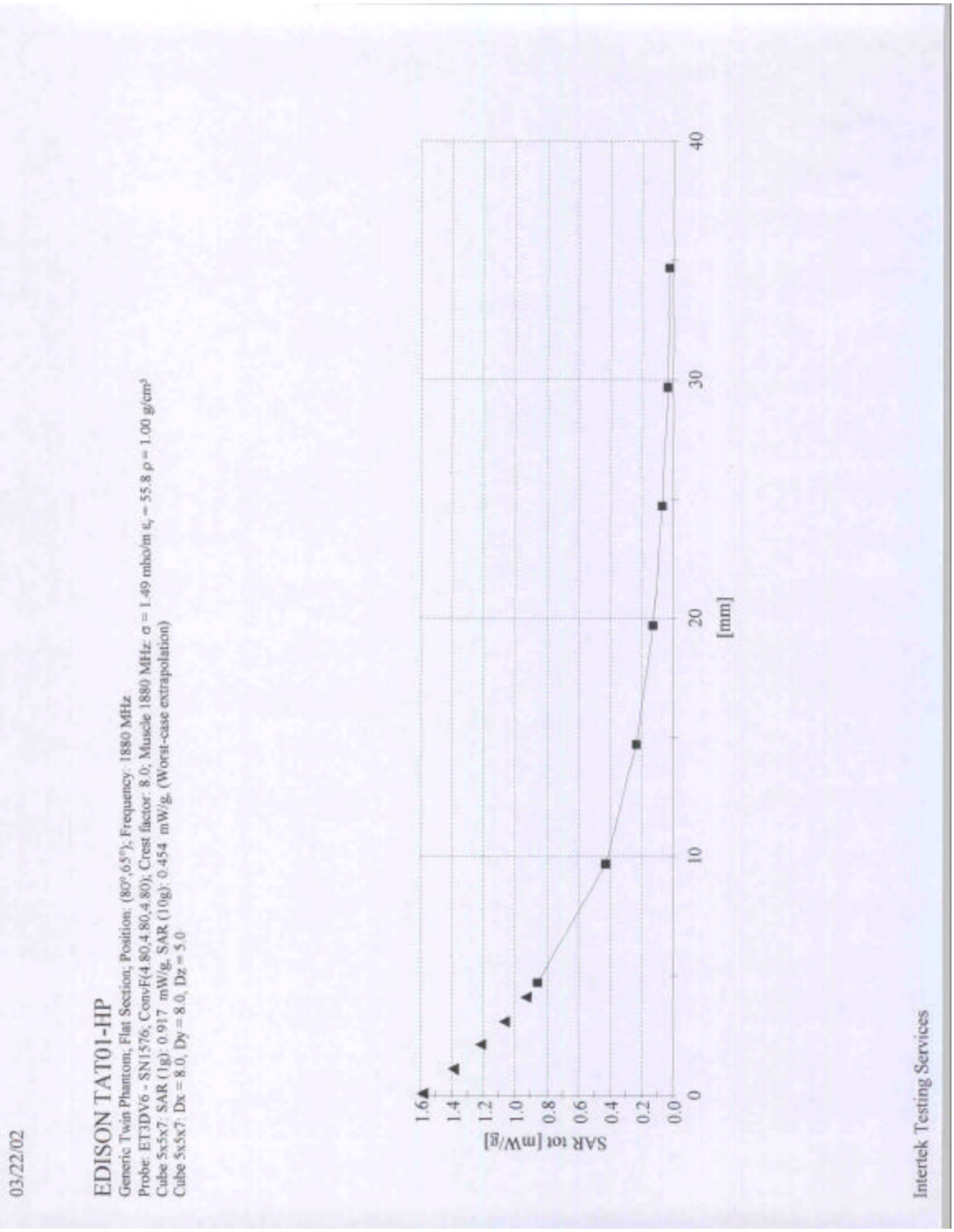
03/22/02
EDISON TAT01-HP
Generic Twin Phantom; Flat Section; Position: (80°,65°); Frequency: 1880 MHz
Probe: ET3DV6 - SN1576; ConvF(4.80,4.80,4.80); Crest factor: 8.0; Muscle 1880 MHz: σ = 1.49 mho/m εr = 55.8 ρ = 1.00 g/cm³
Cube 5x5x7: SAR (1g): 0.917 mW/g, SAR (10g): 0.454 mW/g, (Worst-case extrapolation)
Cube 5x5x7: Dx = 8.0, Dy = 8.0, Dz = 5.0
SAR tot [mW/g]
1.6
1.4
1.2
1.0
0.8
0.6
0.4
0.2
0.0
0
10
20
30
40
[mm]
Intertek Testing Services

Z-scan Plot

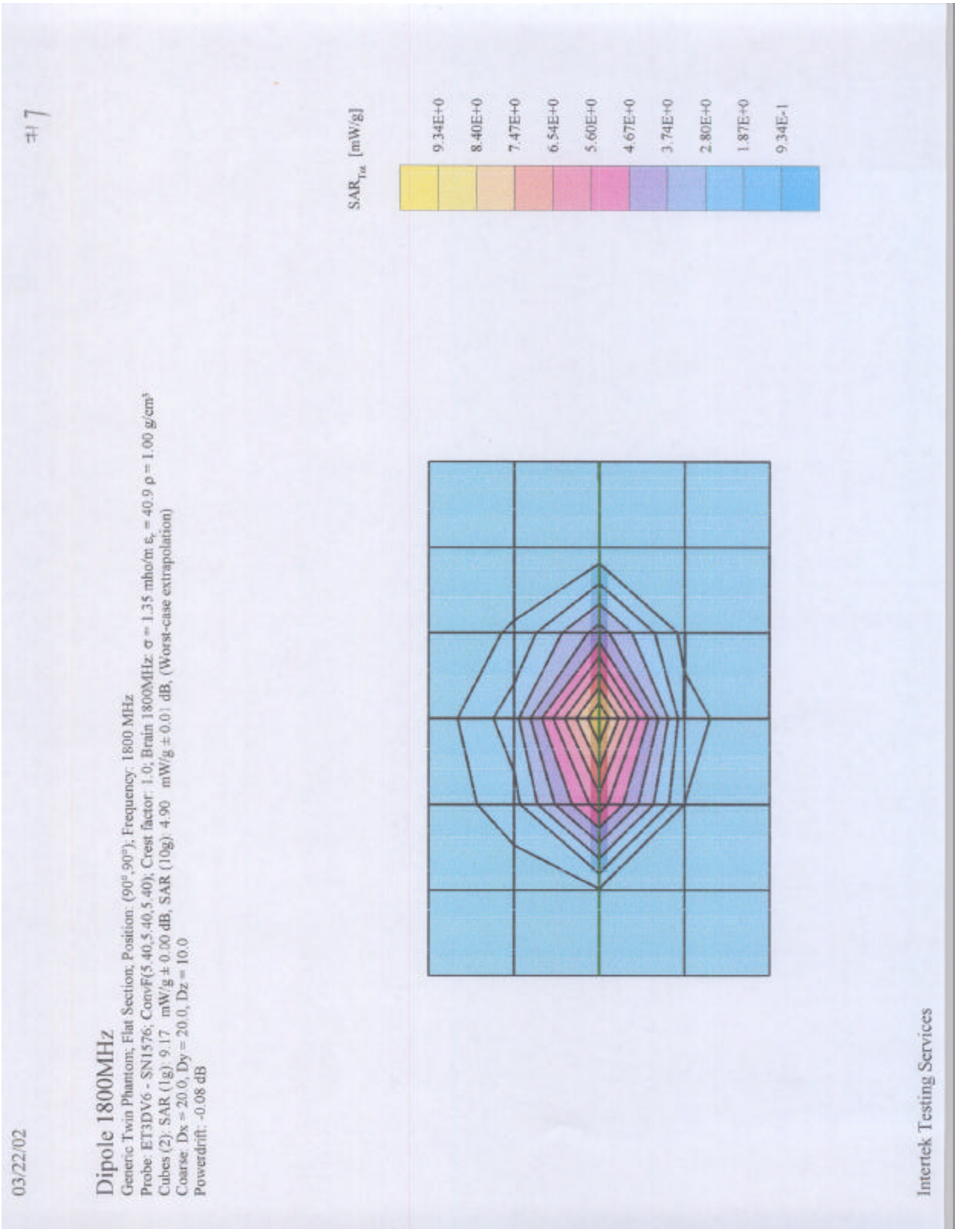
03/22/02
#7
Dipole 1800MHz
Generic Twin Phantom; Flat Section; Position: (90°,90°); Frequency: 1800 MHz
Probe: ET3DV6 - SN1576; ConvF(5.40,5.40,5.40); Crest factor: 1.0; Brain 1800MHz: σ = 1.35 mho/m εr = 40.9 ρ = 1.00 g/cm³
Cubes (2): SAR (1g): 9.17 mW/g ± 0.00 dB, SAR (10g): 4.90 mW/g ± 0.01 dB, (Worst-case extrapolation)
Coarse: Dx = 20.0, Dy = 20.0, Dz = 10.0
Powerdrift: -0.08 dB
SARTot [mW/g]
9.34E+0
8.40E+0
7.47E+0
6.54E+0
5.60E+0
4.67E+0
3.74E+0
2.80E+0
1.87E+0
9.34E-1
Intertek Testing Services