Appendix B: Photos

Antenna Locations:



Photo 1. Antenna locations

EUT Photos



Photo 2. Card top



Photo 3. Card bottom

Photo 4. Card in PC



Photo 5. PC bottom

Photo 6. PC front

Setup Photos



Photo 7. Right antenna bystander position



Photo 8. Right antenna lap position



Photo 9. Left antenna bystander position



Photo 10. Left antenna lap position



Photo 11. Photo to demonstrate 15 cm Z-axis flat phantom