Date/Time: 07/28/04 15:03:40

Test Laboratory: Compliance Certification Services
File Name: 1_EUT Setup Configuration 1 (Main antenna)1.da4

DUT: Broadcom; Type: BCM94309MPC0; Serial: N/A
Program Name: 1_EUT Setup Configuration 1 (Main antenna)
Ambient Temp.: 25 deg. C; Liquid Temp.: 23 deg. C

Communication System: 5.2-5.8 GHz; Frequency: 5180 MHz;Duty Cycle: 1:1.053
Medium parameters used (interpolated): f = 5180 MHz; σ = 5.33 mho/m; ε_r = 47.5; ρ = 1000 kg/m^3
Phantom section: Flat Section

DASY4 Configuration:
- Probe: EX3DV3 - SN3531; ConvF(4.83, 4.83, 4.83); Calibrated: 7/18/2004
- Sensor-Surface: 1.5mm (Mechanical Surface Detection)
- Electronics: DAE3 Sn500; Calibrated: 12/23/2003
- Phantom: SAM 2; Type: SAM 2; Serial: 1050
- Measurement SW: DASY4, V4.2 Build 44; Postprocessing SW: SEMCAD, V1.8 Build 112

11a_L-ch/Area Scan (12x17x1): Measurement grid: dx=10mm, dy=10mm
Reference Value = 2.48 V/m; Power Drift = 0.2 dB
Maximum value of SAR (measured) = 0.123 mW/g
Info: Interpolated medium parameters used for SAR evaluation!

11a_L-ch/Zoom Scan (5x5x7)/Cube 0: Measurement grid: dx=7.5mm, dy=7.5mm, dz=5mm
Reference Value = 2.48 V/m; Power Drift = 0.2 dB
Maximum value of SAR (measured) = 0.141 mW/g
Peak SAR (extrapolated) = 0.311 W/kg
SAR(1 g) = 0.059 mW/g; SAR(10 g) = 0.031 mW/g
Info: Interpolated medium parameters used for SAR evaluation!

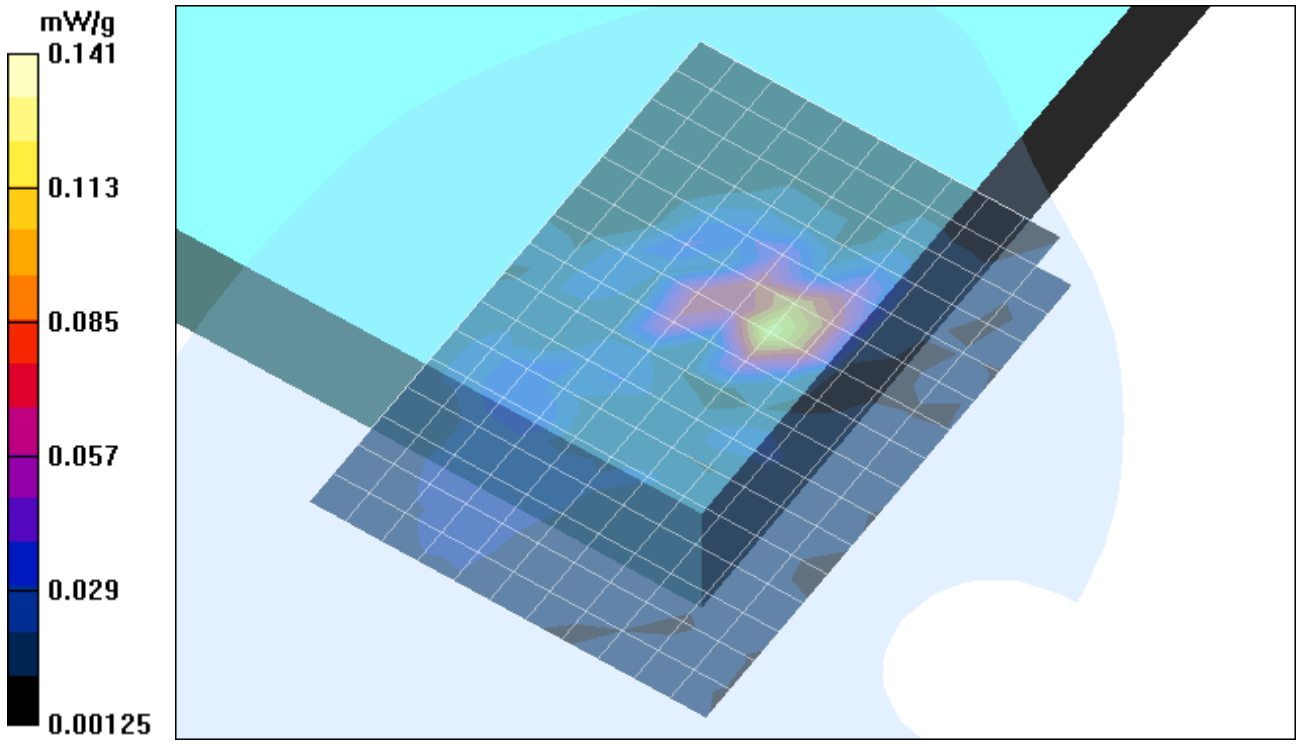

Date/Time: 07/28/04 15:03:40

Test Laboratory: Compliance Certification Services
File Name: 1_EUT Setup Configuration 1 (Main antenna)1.da4

DUT: Broadcom; Type: BCM94309MPC0; Serial: N/A
Program Name: 1_EUT Setup Configuration 1 (Main antenna)
Ambient Temp.: 25 deg. C; Liquid Temp.: 23 deg. C

Communication System: 5.2-5.8 GHz; Frequency: 5260 MHz;Duty Cycle: 1:1.053
Medium parameters used (interpolated): f = 5260 MHz; σ = 5.49 mho/m; ε_r = 47.3; ρ = 1000 kg/m^3
Phantom section: Flat Section

DASY4 Configuration:
- Probe: EX3DV3 - SN3531; ConvF(4.83, 4.83, 4.83); Calibrated: 7/18/2004
- Sensor-Surface: 1.5mm (Mechanical Surface Detection)
- Electronics: DAE3 Sn500; Calibrated: 12/23/2003
- Phantom: SAM 2; Type: SAM 2; Serial: 1050
- Measurement SW: DASY4, V4.2 Build 44; Postprocessing SW: SEMCAD, V1.8 Build 112

11a_M-ch/Area Scan (15x17x1): Measurement grid: dx=10mm, dy=10mm
Reference Value = 2.23 V/m; Power Drift = 0.19 dB
Maximum value of SAR (measured) = 0.180 mW/g
Info: Interpolated medium parameters used for SAR evaluation!

11a_M-ch/Zoom Scan (5x5x7)/Cube 0: Measurement grid: dx=7.5mm, dy=7.5mm, dz=5mm
Reference Value = 2.23 V/m; Power Drift = 0.19 dB
Maximum value of SAR (measured) = 0.198 mW/g
Peak SAR (extrapolated) = 0.675 W/kg
SAR(1 g) = 0.067 mW/g; SAR(10 g) = 0.037 mW/g
Info: Interpolated medium parameters used for SAR evaluation!



0 dB = 0.198mW/g

Date/Time: 07/28/04 15:03:40

Test Laboratory: Compliance Certification Services
File Name: 1_EUT Setup Configuration 1 (Main antenna)1.da4

DUT: Broadcom; Type: BCM94309MPC0; Serial: N/A
Program Name: 1_EUT Setup Configuration 1 (Main antenna)
Ambient Temp.: 25 deg. C; Liquid Temp.: 23 deg. C

Communication System: 5.2-5.8 GHz; Frequency: 5320 MHz;Duty Cycle: 1:1.053
Medium parameters used (interpolated): f = 5320 MHz; σ = 5.55 mho/m; ε_r = 47.2; ρ = 1000 kg/m^3
Phantom section: Flat Section

DASY4 Configuration:
- Probe: EX3DV3 - SN3531; ConvF(4.83, 4.83, 4.83); Calibrated: 7/18/2004
- Sensor-Surface: 1.5mm (Mechanical Surface Detection)
- Electronics: DAE3 Sn500; Calibrated: 12/23/2003
- Phantom: SAM 2; Type: SAM 2; Serial: 1050
- Measurement SW: DASY4, V4.2 Build 44; Postprocessing SW: SEMCAD, V1.8 Build 112

11a_H-ch/Area Scan (12x17x1): Measurement grid: dx=10mm, dy=10mm

11a_H-ch/Zoom Scan (5x5x7)/Cube 0: Measurement grid: dx=7.5mm, dy=7.5mm, dz=5mm
Reference Value = 1.91 V/m; Power Drift = 0.18 dB
Maximum value of SAR (measured) = 0.116 mW/g
Peak SAR (extrapolated) = 0.477 W/kg
SAR(1 g) = 0.052 mW/g; SAR(10 g) = 0.023 mW/g
Info: Interpolated medium parameters used for SAR evaluation!

11a_H-ch/Zoom Scan (5x5x7)/Cube 1: Measurement grid: dx=7.5mm, dy=7.5mm, dz=5mm
Reference Value = 1.91 V/m; Power Drift = 0.18 dB
Maximum value of SAR (measured) = 0.093 mW/g
Peak SAR (extrapolated) = 0.931 W/kg
SAR(1 g) = 0.047 mW/g; SAR(10 g) = 0.019 mW/g
Info: Interpolated medium parameters used for SAR evaluation!

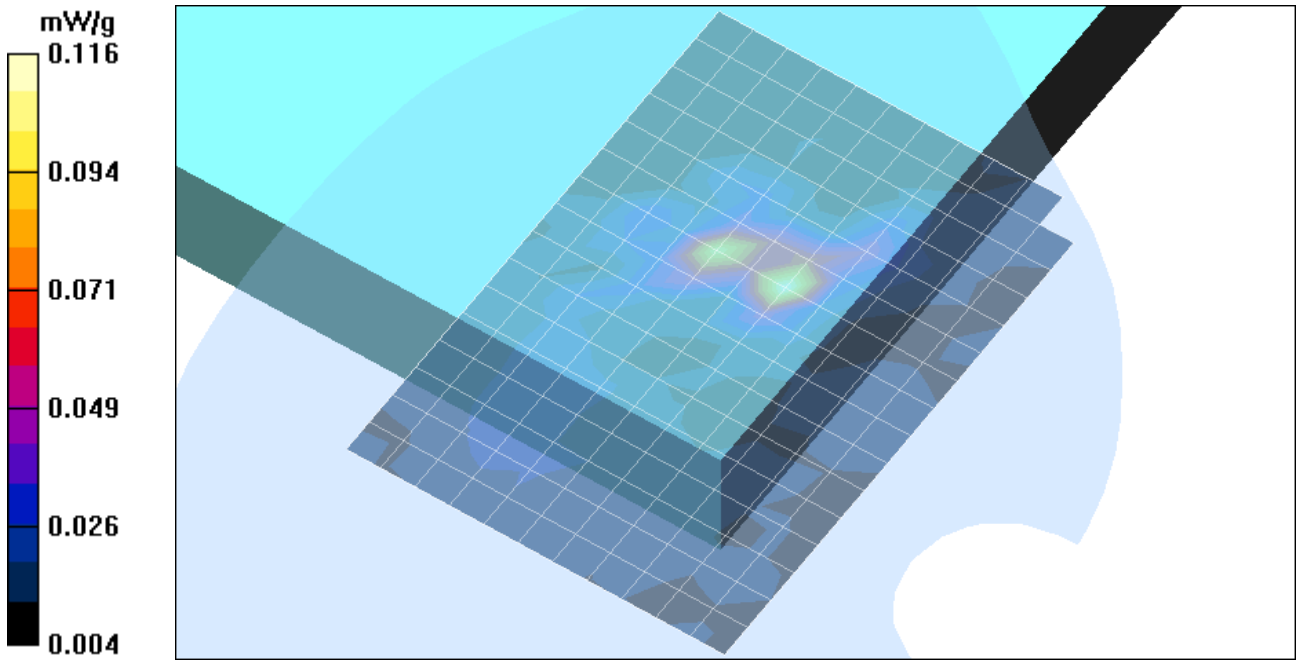

Date/Time: 07/28/04 15:03:40

Test Laboratory: Compliance Certification Services
File Name: 1_EUT Setup Configuration 1 (Main antenna)1.da4

DUT: Broadcom; Type: BCM94309MPC0; Serial: N/A
Program Name: 1_EUT Setup Configuration 1 (Main antenna)
Ambient Temp.: 25 deg. C; Liquid Temp.: 23 deg. C

Communication System: 5.2-5.8 GHz; Frequency: 5785 MHz;Duty Cycle: 1:1.053
Medium parameters used (interpolated): f = 5785 MHz; σ = 6.19 mho/m; ε_r = 46.5; ρ = 1000 kg/m^3
Phantom section: Flat Section

DASY4 Configuration:
- Probe: EX3DV3 - SN3531; ConvF(4.64, 4.64, 4.64); Calibrated: 7/18/2004
- Sensor-Surface: 1.5mm (Mechanical Surface Detection)
- Electronics: DAE3 Sn500; Calibrated: 12/23/2003
- Phantom: SAM 2; Type: SAM 2; Serial: 1050
- Measurement SW: DASY4, V4.2 Build 44; Postprocessing SW: SEMCAD, V1.8 Build 112

11a_M-ch 2/Area Scan (13x19x1): Measurement grid: dx=10mm, dy=10mm

11a_M-ch 2/Zoom Scan (5x5x7)/Cube 0: Measurement grid: dx=7.5mm, dy=7.5mm, dz=5mm
Reference Value = 3.04 V/m; Power Drift = 0.15 dB
Maximum value of SAR (measured) = 0.076 mW/g
Peak SAR (extrapolated) = 2.36 W/kg
SAR(1 g) = 0.044 mW/g; SAR(10 g) = 0.014 mW/g
Info: Interpolated medium parameters used for SAR evaluation!

11a_M-ch 2/Zoom Scan (5x5x7)/Cube 1: Measurement grid: dx=7.5mm, dy=7.5mm, dz=5mm
Reference Value = 3.04 V/m; Power Drift = 0.15 dB
Maximum value of SAR (measured) = 0.081 mW/g
Peak SAR (extrapolated) = 0.743 W/kg
SAR(1 g) = 0.038 mW/g; SAR(10 g) = 0.022 mW/g
Info: Interpolated medium parameters used for SAR evaluation!



Date/Time: 07/27/04 14:17:22

Test Laboratory: Compliance Certification Services
File Name: 2_EUT Setup Configuration 2 (Aux antenna).da4

DUT: Broadcom; Type: BCM94309MPC0; Serial: N/A
Program Name: 2_EUT Setup Configuration 2 (Aux antenna)
Ambient Temp.: 25.5 deg. C; Liquid Temp.: 24.0 deg. C

Communication System: 5.2-5.8 GHz; Frequency: 5260 MHz;Duty Cycle: 1:1.053
Medium parameters used (interpolated): f = 5260 MHz; σ = 5.53 mho/m; ε_r = 48; ρ = 1000 kg/m^3
Phantom section: Flat Section

DASY4 Configuration:
- Probe: EX3DV3 - SN3531; ConvF(4.83, 4.83, 4.83); Calibrated: 7/18/2004
- Sensor-Surface: 1.5mm (Mechanical Surface Detection)
- Electronics: DAE3 Sn500; Calibrated: 12/23/2003
- Phantom: SAM 2; Type: SAM 2; Serial: 1050
- Measurement SW: DASY4, V4.2 Build 44; Postprocessing SW: SEMCAD, V1.8 Build 112

11a_M-ch/Area Scan (13x17x1): Measurement grid: dx=10mm, dy=10mm
11a_M-ch/Zoom Scan (7x7x8)/Cube 0: Measurement grid: dx=4.3mm, dy=4.3mm, dz=3mm
Reference Value = 2.23 V/m; Power Drift = 0.18 dB
Maximum value of SAR (measured) = 0.088 mW/g
Peak SAR (extrapolated) = 1537.2 W/kg
SAR(1 g) = 0.049 mW/g; SAR(10 g) = 0.023 mW/g
Info: Interpolated medium parameters used for SAR evaluation!

11a_M-ch/Zoom Scan (7x7x8)/Cube 1: Measurement grid: dx=4.3mm, dy=4.3mm, dz=3mm
Reference Value = 2.23 V/m; Power Drift = 0.18 dB
Maximum value of SAR (measured) = 0.049 mW/g
Peak SAR (extrapolated) = 174975.7 W/kg
SAR(1 g) = 0.027 mW/g; SAR(10 g) = 0.012 mW/g
Info: Interpolated medium parameters used for SAR evaluation!



Date/Time: 07/27/04 14:17:22

Test Laboratory: Compliance Certification Services
File Name: 2_EUT Setup Configuration 2 (Aux antenna).da4

DUT: Broadcom; Type: BCM94309MPC0; Serial: N/A
Program Name: 2_EUT Setup Configuration 2 (Aux antenna)

Communication System: 5.2-5.8 GHz; Frequency: 5260 MHz;Duty Cycle: 1:1.053
Medium parameters used (interpolated): f = 5260 MHz; σ = 5.53 mho/m; ε_r = 48; ρ = 1000 kg/m^3
Phantom section: Flat Section

11a_M-ch/Z Scan (1x1x34): Measurement grid: dx=20mm, dy=20mm, dz=3mm
Reference Value = 2.23 V/m; Power Drift = 0.17 dB
Maximum value of SAR (measured) = 0.050 mW/g

Info: Interpolated medium parameters used for SAR evaluation!

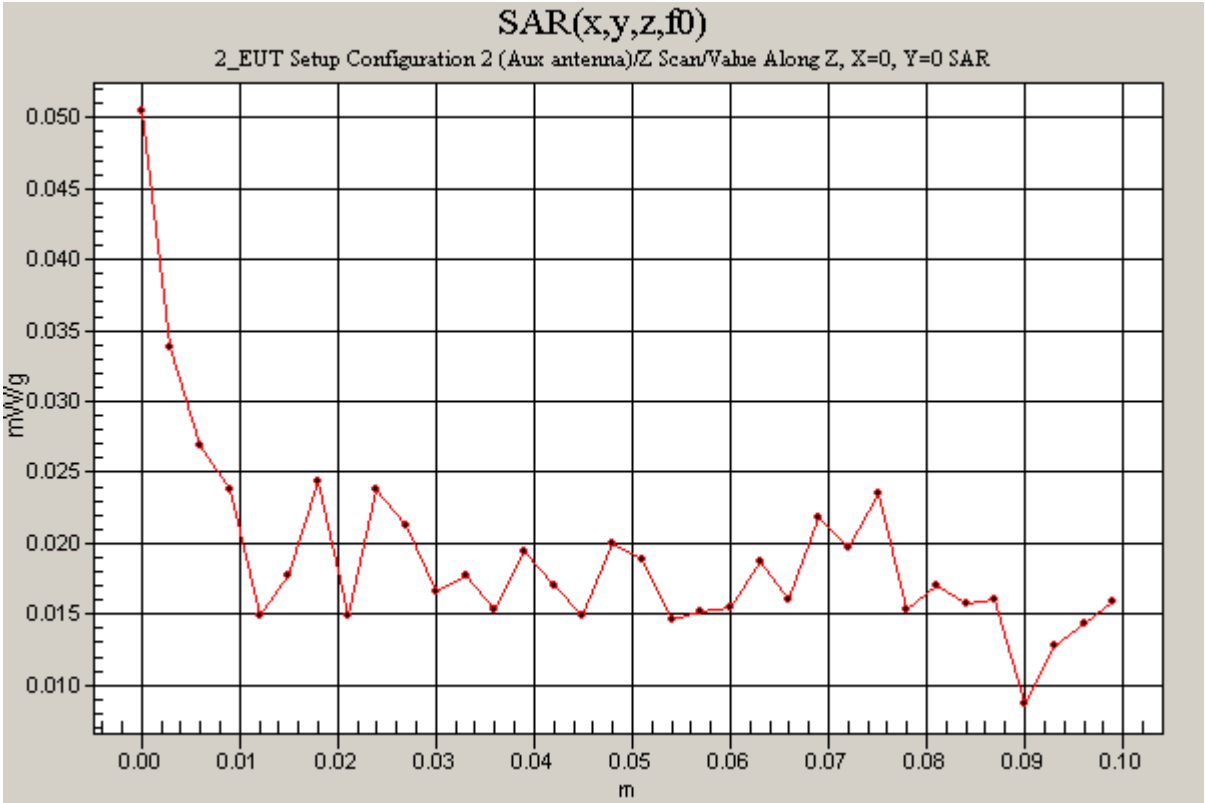

Date/Time: 07/27/04 14:17:22

Test Laboratory: Compliance Certification Services
File Name: 2_EUT Setup Configuration 2 (Aux antenna).da4

DUT: Broadcom; Type: BCM94309MPC0; Serial: N/A
Program Name: 2_EUT Setup Configuration 2 (Aux antenna)
Ambient Temp.: 25.5 deg. C; Liquid Temp.: 24.0 deg. C

Communication System: 5.2-5.8 GHz; Frequency: 5745 MHz;Duty Cycle: 1:1.053
Medium parameters used (interpolated): f = 5745 MHz; σ = 6.18 mho/m; ε_r = 47.1; ρ = 1000 kg/m^3
Phantom section: Flat Section

DASY4 Configuration:
- Probe: EX3DV3 - SN3531; ConvF(4.64, 4.64, 4.64); Calibrated: 7/18/2004
- Sensor-Surface: 1.5mm (Mechanical Surface Detection)
- Electronics: DAE3 Sn500; Calibrated: 12/23/2003
- Phantom: SAM 2; Type: SAM 2; Serial: 1050
- Measurement SW: DASY4, V4.2 Build 44; Postprocessing SW: SEMCAD, V1.8 Build 112

11a_L-ch/Area Scan (12x15x1): Measurement grid: dx=10mm, dy=10mm
Reference Value = 2.79 V/m; Power Drift = 0.14 dB
Maximum value of SAR (measured) = 0.120 mW/g
Info: Interpolated medium parameters used for SAR evaluation!

11a_L-ch/Zoom Scan (7x7x8)/Cube 0: Measurement grid: dx=4.3mm, dy=4.3mm, dz=3mm
Reference Value = 2.79 V/m; Power Drift = 0.14 dB
Maximum value of SAR (measured) = 0.138 mW/g
Peak SAR (extrapolated) = 12.7 W/kg
SAR(1 g) = 0.070 mW/g; SAR(10 g) = 0.031 mW/g
Info: Interpolated medium parameters used for SAR evaluation!



Date/Time: 07/27/04 14:17:22

Test Laboratory: Compliance Certification Services
File Name: 2_EUT Setup Configuration 2 (Aux antenna).da4

DUT: Broadcom; Type: BCM94309MPC0; Serial: N/A
Program Name: 2_EUT Setup Configuration 2 (Aux antenna)

Communication System: 5.2-5.8 GHz; Frequency: 5745 MHz;Duty Cycle: 1:1.053
Medium parameters used (interpolated): f = 5745 MHz; σ = 6.18 mho/m; ε_r = 47.1; ρ = 1000 kg/m^3
Phantom section: Flat Section

11a_L-ch/Z Scan (1x1x34): Measurement grid: dx=20mm, dy=20mm, dz=3mm
Reference Value = 2.79 V/m; Power Drift = 0.17 dB
Maximum value of SAR (measured) = 0.071 mW/g

Info: Interpolated medium parameters used for SAR evaluation!

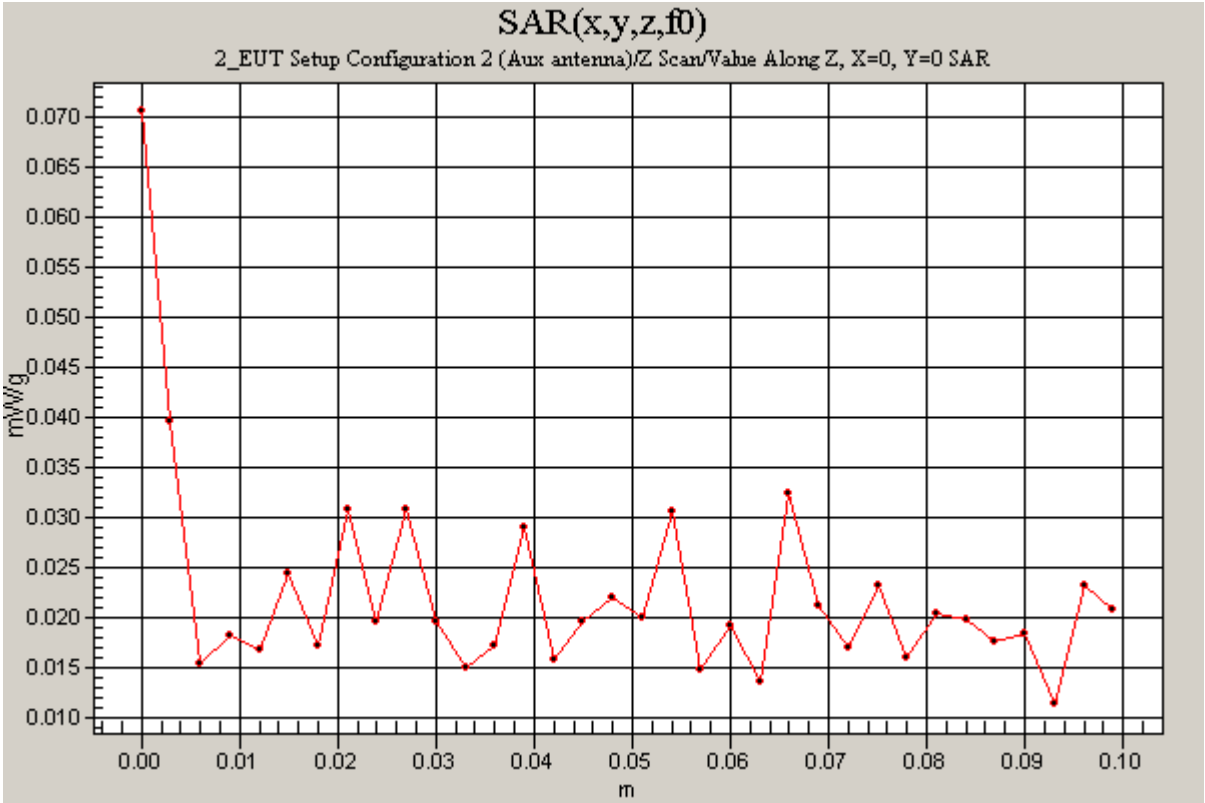

Date/Time: 07/27/04 14:17:22

Test Laboratory: Compliance Certification Services
File Name: 2_EUT Setup Configuration 2 (Aux antenna).da4

DUT: Broadcom; Type: BCM94309MPC0; Serial: N/A
Program Name: 2_EUT Setup Configuration 2 (Aux antenna)
Ambient Temp.: 25.5 deg. C; Liquid Temp.: 24.0 deg. C

Communication System: 5.2-5.8 GHz; Frequency: 5745 MHz;Duty Cycle: 1:1.053
Medium parameters used (interpolated): f = 5745 MHz; σ = 6.18 mho/m; ε_r = 47.1; ρ = 1000 kg/m^3
Phantom section: Flat Section

DASY4 Configuration:
- Probe: EX3DV3 - SN3531; ConvF(4.64, 4.64, 4.64); Calibrated: 7/18/2004
- Sensor-Surface: 1.5mm (Mechanical Surface Detection)
- Electronics: DAE3 Sn500; Calibrated: 12/23/2003
- Phantom: SAM 2; Type: SAM 2; Serial: 1050
- Measurement SW: DASY4, V4.2 Build 44; Postprocessing SW: SEMCAD, V1.8 Build 112

Co-location_11a_L-ch/Area Scan (12x15x1): Measurement grid: dx=10mm, dy=10mm
Reference Value = 3.06 V/m; Power Drift = 0.16 dB
Maximum value of SAR (measured) = 0.121 mW/g
Info: Interpolated medium parameters used for SAR evaluation!

Co-location_11a_L-ch/Zoom Scan (7x7x8)/Cube 0: Measurement grid: dx=4.3mm, dy=4.3mm, dz=3mm
Reference Value = 3.06 V/m; Power Drift = 0.16 dB
Maximum value of SAR (measured) = 0.138 mW/g
Peak SAR (extrapolated) = 0.647 W/kg
SAR(1 g) = 0.069 mW/g; SAR(10 g) = 0.031 mW/g
Info: Interpolated medium parameters used for SAR evaluation!



Date/Time: 07/27/04 14:17:22

Test Laboratory: Compliance Certification Services
File Name: 2_EUT Setup Configuration 2 (Aux antenna).da4

DUT: Broadcom; Type: BCM94309MPC0; Serial: N/A
Program Name: 2_EUT Setup Configuration 2 (Aux antenna)
Ambient Temp.: 25.5 deg. C; Liquid Temp.: 24.0 deg. C

Communication System: 5.2-5.8 GHz; Frequency: 5785 MHz;Duty Cycle: 1:1.053
Medium parameters used (interpolated): f = 5785 MHz; σ = 6.24 mho/m; ε_r = 47.1; ρ = 1000 kg/m^3
Phantom section: Flat Section

DASY4 Configuration:
- Probe: EX3DV3 - SN3531; ConvF(4.64, 4.64, 4.64); Calibrated: 7/18/2004
- Sensor-Surface: 1.5mm (Mechanical Surface Detection)
- Electronics: DAE3 Sn500; Calibrated: 12/23/2003
- Phantom: SAM 2; Type: SAM 2; Serial: 1050
- Measurement SW: DASY4, V4.2 Build 44; Postprocessing SW: SEMCAD, V1.8 Build 112

11a_M-ch 2/Area Scan (13x17x1): Measurement grid: dx=10mm, dy=10mm
Reference Value = 2.75 V/m; Power Drift = -0.14 dB
Maximum value of SAR (measured) = 0.128 mW/g
Info: Interpolated medium parameters used for SAR evaluation!

11a_M-ch 2/Zoom Scan (7x7x8)/Cube 0: Measurement grid: dx=4.3mm, dy=4.3mm, dz=3mm
Reference Value = 2.75 V/m; Power Drift = -0.14 dB
Maximum value of SAR (measured) = 0.120 mW/g
Peak SAR (extrapolated) = 27387.4 W/kg
SAR(1 g) = 0.060 mW/g; SAR(10 g) = 0.028 mW/g
Info: Interpolated medium parameters used for SAR evaluation!

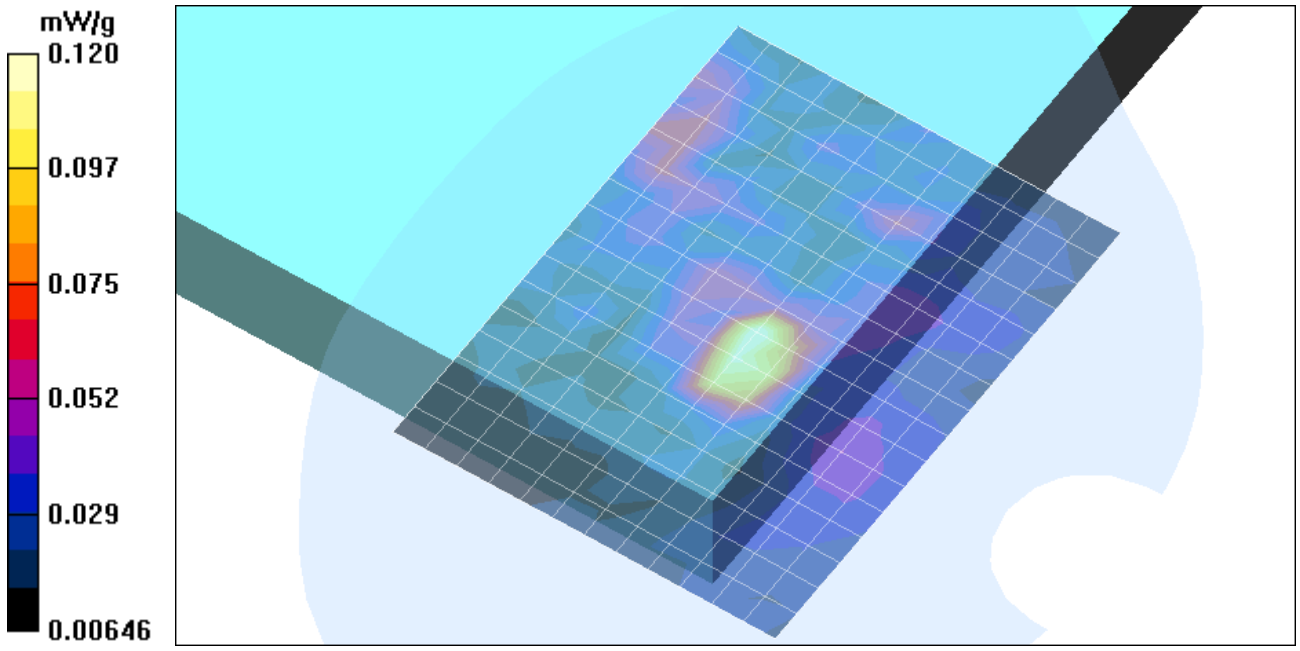

Date/Time: 07/27/04 14:17:22

Test Laboratory: Compliance Certification Services
File Name: 2_EUT Setup Configuration 2 (Aux antenna).da4

DUT: Broadcom; Type: BCM94309MPC0; Serial: N/A
Program Name: 2_EUT Setup Configuration 2 (Aux antenna)
Ambient Temp.: 25.5 deg. C; Liquid Temp.: 24.0 deg. C

Communication System: 5.2-5.8 GHz; Frequency: 5825 MHz;Duty Cycle: 1:1.053
Medium parameters used (interpolated): f = 5825 MHz; σ = 6.29 mho/m; ε_r = 47; ρ = 1000 kg/m^3
Phantom section: Flat Section

DASY4 Configuration:
- Probe: EX3DV3 - SN3531; ConvF(4.64, 4.64, 4.64); Calibrated: 7/18/2004
- Sensor-Surface: 1.5mm (Mechanical Surface Detection)
- Electronics: DAE3 Sn500; Calibrated: 12/23/2003
- Phantom: SAM 2; Type: SAM 2; Serial: 1050
- Measurement SW: DASY4, V4.2 Build 44; Postprocessing SW: SEMCAD, V1.8 Build 112

11a_H-ch/Area Scan (12x15x1): Measurement grid: dx=10mm, dy=10mm

11a_H-ch/Zoom Scan (7x7x8)/Cube 0: Measurement grid: dx=4.3mm, dy=4.3mm, dz=3mm
Reference Value = 2.53 V/m; Power Drift = -0.0 dB
Maximum value of SAR (measured) = 0.109 mW/g
Peak SAR (extrapolated) = 16.1 W/kg
SAR(1 g) = 0.046 mW/g; SAR(10 g) = 0.022 mW/g
Info: Interpolated medium parameters used for SAR evaluation!

11a_H-ch/Zoom Scan (7x7x8)/Cube 1: Measurement grid: dx=4.3mm, dy=4.3mm, dz=3mm
Reference Value = 2.53 V/m; Power Drift = -0.0 dB
Maximum value of SAR (measured) = 0.087 mW/g
Peak SAR (extrapolated) = 14.1 W/kg
SAR(1 g) = 0.041 mW/g; SAR(10 g) = 0.017 mW/g
Info: Interpolated medium parameters used for SAR evaluation!