FCC SAR Test Report
(Class II Permissive Change)

Product Name ： 802.11abgn/11ac WLAN + Bluetooth PCI-E Mini Card

Model No. ： BCM94360HMB

Applicant ： Broadcom Corporation

Address ： 190 Mathilda Place Sunnyvale CA 94086 U.S.A.

Date of Receipt ： 2014/04/01

Issued Date ： 2014/09/01

Report No. ： 1440118R-SAUSP46V00

Report Version ： V1.0

Testing Laboratory 0914

The test results relate only to the samples tested.
The test results shown in the test report are traceable to the national/international standard through the calibration of the equipment and evaluated measurement uncertainty herein.
This report must not be used to claim product endorsement by TAF or any agency of the government.
The test report shall not be reproduced without the written approval of QuieTek Corporation.

Test Report

Issued Date: 2014/09/01
Report No.: 1440118R-SAUSP46V00

QuieTek

Product Name	:	802.11abgn/11ac WLAN + Bluetooth PCI-E Mini Card
Applicant	:	Broadcom Corporation
Address	:	190 Mathilda Place Sunnyvale CA 94086 U.S.A.
Manufacturer	:	1. PEGATRON CORPORATION Taoyuan Mfg 2. Protek (Shanghai) Limited. 3. Tech-Com(Shanghai) Computer Co. Ltd. 4. COTEK ELECTRONICS(Suzhou)Co., Ltd 5. Digitek（Chongqing）Limited 6. Tech-Front (Chongqing) Computer Co., Ltd . 7. Compal Information Technology (Kunshan) Co., Ltd 8. WISTRON INFOCOMM(CHONGQING)CO LTD
Model No.	:	BCM94360HMB
Trade Name	:	Broadcom
FCC ID	:	QDS-BRCM1082
Applicable Standard	:	FCC Oet65 Supplement C June 2001 IEEE Std. 1528-2003 47CFR § 2.1093
Measurement procedures	:	447498 D01 Mobile Portable RF Exposure v05r02 248227 D01 SAR meas for 802 11 a b g v01r02 616217 D04 SAR for laptop and tablets V01r01 865664 D01 SAR measurement 100MHz to 6GHz V01r01
Test Result	:	Max. SAR Measurement (1g) 802.11b/g(2.4GHz): **1.21** W/kg 802.11a(5 GHz): **1.20** W/kg
Application Type	:	Certification

Documented By : Anny Chou
(Adm. Specialist / Anny Chou)

Tested By : wen Lee
(Engineer / Wen Lee)

Approved By :
(Director / Vincent Lin)

TABLE OF CONTENTS

Description **Page**

1. General Information 5
1.1 EUT Description 5
1.2 Antenna List 6
1.3 Maximum output power and tolerance allowed for production units 6
1.4 Test Environment 7
2. SAR Measurement System 8
2.1 DASY5 System Description 8
2.1.1 Applications 9
2.1.2 Area Scans 9
2.1.3 Zoom Scan (Cube Scan Averaging) 9
2.1.4 Uncertainty of Inter-/Extrapolation and Averaging 9
2.2 DASY5 E-Field Probe 10
2.2.1 Isotropic E-Field Probe Specification 10
2.3 Boundary Detection Unit and Probe Mounting Device 11
2.4 DATA Acquisition Electronics (DAE) and Measurement Server 11
2.5 Robot 12
2.6 Light Beam Unit 12
2.7 Device Holder 13
2.8 SAM Twin Phantom 13
3. Tissue Simulating Liquid 14
3.1 The composition of the tissue simulating liquid 14
3.2 Tissue Calibration Result 14
3.3 Tissue Dielectric Parameters for Head and Body Phantoms 17
4. SAR Measurement Procedure 18
4.1 SAR System Check 18
4.1.1 Dipoles 18
4.1.2 System Check Result 18
4.2 SAR Measurement Procedure 21
5. SAR Exposure Limits 22
6. Test Equipment List 23
7. Measurement Uncertainty 24
8. Conducted Power Measurement 25
9. Test Results 27
9.1 SAR Test Results Summary 27
9.2 Simultaneous Transmission 32

10. SAR measurement variability 33
Appendix 34
Appendix A. SAR System Check Data
Appendix B. SAR measurement Data
Appendix C. Test Setup Photographs & EUT Photographs
Appendix D. Probe Calibration Data
Appendix E. Dipole Calibration Data

1. General Information

1.1 EUT Description

Product Name	802.11abgn/11ac WLAN + Bluetooth PCI-E Mini Card
Trade Name	Broadcom
Model No.	BCM94360HMB
FCC ID	QDS-BRCM1082
TX Frequency	802.11b/g/n-20MHz :2412MHz~2472MHz 802.11n-40MHz:2422-2462MHz 802.11a/n-20MHz: 5180-5320MHz,5500-5700MHz,5745-5825MHz 802.11n-40MHz: 5190-5310, 5510-5670MHz, 5755-5795MHz 802.11ac-80MHz: 5210~5290MHz,5530~5690MHz,5775MHz
Number of Channels	802.11b/g/n-20MHz: 13, 802.11n-40MHz:9 802.11a/n-20MHz: 24; 802.11n-40MHz:11 802.11ac-80MHz: 6
Data Rate	802.11b: 1-11Mbps, 802.11a/g: 6 - 54Mbps 802.11n: up to 450Mbps 802.11ac-80MHz: up to 1.3GHz
Type of Modulation	802.11b:DSSS, DBPSK, DQPSK, CCK 802.11a/g/n/ac: OFDM, BPSK, QPSK, 16QAM, 64QAM, 256QAM
Antenna Type	PIFA
Device Category	Portable
RF Exposure Environment	Uncontrolled
Max. Output Power (Conducted)	802.11b: 17.49 dBm 802.11g: 17.50 dBm 802.11a: 14.49 dBm

* Note:

This is to request a Class II permissive change for FCC ID: QDS-BRCM1082, originally granted on 06/16/2014.

The major change filed under this application is:

Change #1: Additional Chassis added, Model number: NX500J, GX500J (The Hardware is identical for two models, the differences between the models is sale via different distributors.)

Change #2: Reduce the Output Power through firmware (only reduce Wi-Fi Power, Bluetooth power haven't changes).

Change #3: Addition two new antennas, the antenna type is the same, the antenna gain is smaller than the original application.

1.2 Antenna List

No.	Manufacturer	Part No.	Peak Gain
1	ACON	APP6Y-700108 (Main)(Aux)(MIMO)	1.38dBi For 2.4GHz 2.29dBi For 5.15~5.35GHz 3.52dBi For 5.47~5.725GHz -0.85dBi For 5725-5850GHz
2	INPAQ	WA-F-LBLBLB-12-001 (Main)(Aux) (MIMO)	1.35dBi For 2.4GHz 1.08dBi For 5.15~5.35GHz 1.00dBi For 5.47~5.725GHz -1.38dBi For 5725-5850GHz

1.3 Maximum output power and tolerance allowed for production units

Please refer the Operational Description

1.4 Test Environment

Ambient conditions in the laboratory:

Test Date: May 23, 2014

Items	Required	Actual
Temperature (°C)	18-25	23.3± 2
Humidity (%RH)	30-70	51

Test Date: Jun 09, 2014

Items	Required	Actual
Temperature (°C)	18-25	24.1± 2
Humidity (%RH)	30-70	56

Test Date: Aug 25, 2014

Items	Required	Actual
Temperature (°C)	18-25	22.3± 2
Humidity (%RH)	30-70	50

Test Date: Aug 27, 2014

Items	Required	Actual
Temperature (°C)	18-25	23.9± 2
Humidity (%RH)	30-70	53

Site Description:

Accredited by TAF
Accredited Number: 0914
Effective through: December 12, 2014

Site Name: Quietek Corporation

Site Address: No.5-22, Ruishukeng, Linkou Dist.,
New Taipei City 24451,
Taiwan, R.O.C.
TEL: 886-2-8601-3788 / FAX: 886-2-8601-3789
E-Mail: service@quietek.com

2. SAR Measurement System

2.1 DASY5 System Description

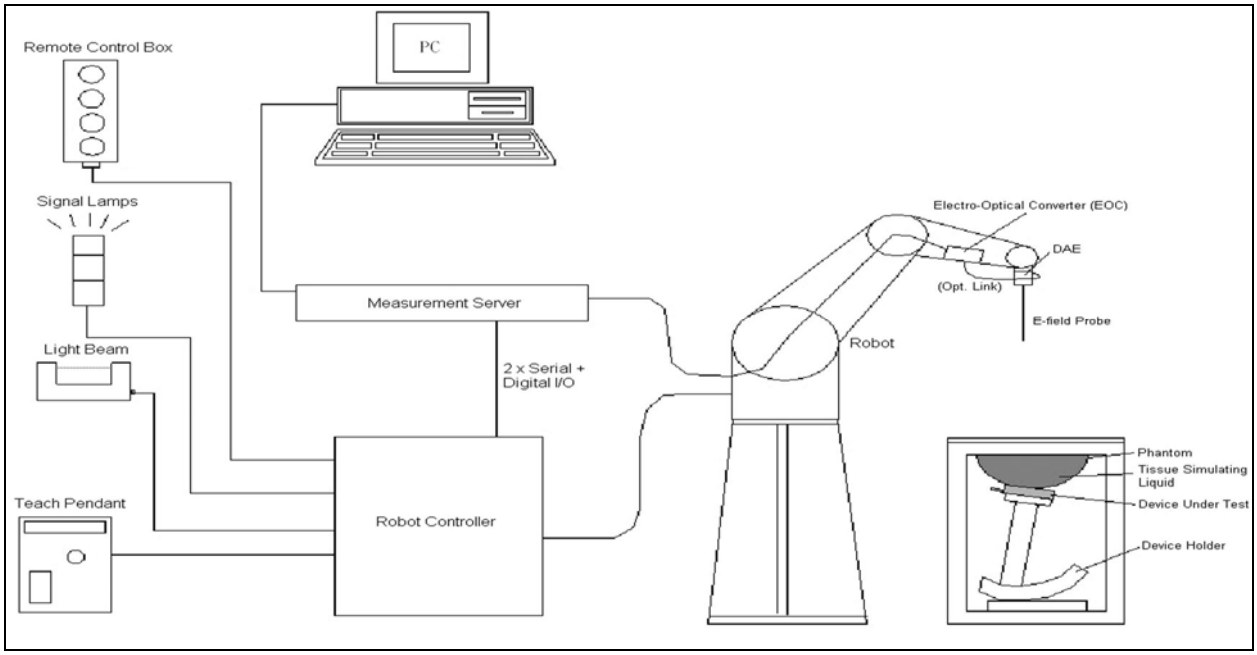

The DASY5 system for performing compliance tests consists of the following items:

- A standard high precision 6-axis robot with controller, teach pendant and software. An arm extension for accommodating the data acquisition electronics (DAE).
- A data acquisition electronics (DAE) which performs the signal amplification, signal multiplexing, AD-conversion, offset measurements, mechanical surface detection, collision detection, etc. The unit is battery powered with standard or rechargeable batteries. The signal is optically transmitted to the EOC.
- The Electro-optical converter (EOC) performs the conversion from optical to electrical signals for the digital communication to the DAE. To use optical surface detection, a special version of the EOC is required. The EOC signal is transmitted to the measurement server.
- The Light Beam used is for probe alignment. This improves the (absolute) accuracy of the probe positioning.
- A computer running WinXP and the DASY5 software.
- Remote control and teach pendant as well as additional circuitry for robot safety such as warning lamps, etc.
- The phantom, the device holder and other accessories according to the targeted measurement.

2.1.1 Applications

Predefined procedures and evaluations for automated compliance testing with all worldwide standards, e.g., IEEE 1528, OET 65, IEC 62209-1, IEC 62209-2, EN 50360, EN 50383 and others.

2.1.2 Area Scans

Area scans are defined prior to the measurement process being executed with a user defined variable spacing between each measurement point (integral) allowing low uncertainty measurements to be conducted. Scans defined for FCC applications utilize a $10mm^2$ step integral, with 1mm interpolation used to locate the peak SAR area used for zoom scan assessments.

When an Area Scan has measured all reachable points, it computes the field maxima found in the scanned area, within a range of the global maximum. The range (in dB) is specified in the standards for compliance testing. For example, a 2 dB range is required in IEEE 1528-2003, EN 50361 and IEC 62209 standards, whereby 3 dB is a requirement when compliance is assessed in accordance with the ARIB standard (Japan).

2.1.3 Zoom Scan (Cube Scan Averaging)

Zoom Scans are used to assess the peak spatial SAR values within a cubic averaging volume containing 1 g and 10 g of simulated tissue. A density of 1000 kg/m^3 is used to represent the head and body tissue density and not the phantom liquid density, in order to be consistent with the definition of the liquid dielectric properties, i.e. the side length of the 1 g cube is 10mm, with the side length of the 10 g cube 21,5mm.

The zoom scan integer steps can be user defined so as to reduce uncertainty, but normal practice for typical test applications (including FCC) utilize a physical step of 5x5x7 (8mmx8mmx5mm) providing a volume of 32mm in the X & Y axis, and 30mm in the Z axis.

2.1.4 Uncertainty of Inter-/Extrapolation and Averaging

In order to evaluate the uncertainty of the interpolation, extrapolation and averaged SAR calculation algorithms of the Postprocessor, DASY5 allows the generation of measurement grids which are artificially predefined by analytically based test functions. Therefore, the grids of area scans and zoom scans can be filled with uncertainty test data, according to the SAR benchmark functions of IEEE 1528.The three analytical functions shown in equations as below are used to describe the possible range of the expected SAR distributions for the tested handsets. The field gradients are covered by the spatially flat

distribution f1, the spatially steep distribution f3 and f2 accounts for H-field cancellation on the phantom/tissue surface.

$$f_1(x,y,z) = Ae^{-\frac{z}{2a}} \cos^2\left(\frac{\pi}{2}\frac{\sqrt{x'^2+y'^2}}{5a}\right)$$

$$f_2(x,y,z) = Ae^{-\frac{z}{a}} \frac{a^2}{a^2+x'^2}\left(3-e^{-\frac{2z}{a}}\right)\cos^2\left(\frac{\pi}{2}\frac{y'}{3a}\right)$$

$$f_3(x,y,z) = A\frac{a^2}{\frac{a^2}{4}+x'^2+y'^2}\left(e^{-\frac{2z}{a}}+\frac{a^2}{2(a+2z)^2}\right)$$

2.2 DASY5 E-Field Probe

The SAR measurement is conducted with the dosimetric probe manufactured by SPEAG. The probe is specially designed and calibrated for use in liquid with high permittivity. The dosimetric probe has special calibration in liquid at different frequency.

SPEAG conducts the probe calibration in compliance with international and national standards (e.g. IEEE 1528, EN 62209-1, IEC 62209, etc.) under ISO 17025. The calibration data are in Appendix D**.**

2.2.1 Isotropic E-Field Probe Specification

Model	Ex3DV4	
Construction	Symmetrical design with triangular core Built-in shielding against static charges PEEK enclosure material (resistant to organic solvents, e.g., DGBE)	
Frequency	10 MHz to 6 GHz Linearity: ± 0.2 dB (30 MHz to 6 GHz)	
Directivity	± 0.3 dB in HSL (rotation around probe axis) ± 0.5 dB in tissue material (rotation normal to probe axis)	
Dynamic Range	10 µW/g to 100 mW/g Linearity: ± 0.2 dB (noise: typically < 1 µW/g)	
Dimensions	Overall length: 330 mm (Tip: 20 mm) Tip diameter: 2.5 mm (Body: 12 mm) Typical distance from probe tip to dipole centers: 1 mm	
Application	High precision dosimetric measurements in any exposure scenario (e.g., very strong gradient fields). Only probe which enables compliance testing for frequencies up to 6 GHz with precision of better 30%.	

2.3 Boundary Detection Unit and Probe Mounting Device

The DASY probes use a precise connector and an additional holder for the probe, consisting of a plastic tube and a flexible silicon ring to center the probe. The connector at the DAE is flexibly mounted and held in the default position with magnets and springs. Two switching systems in the connector mount detect frontal and lateral probe collisions and trigger the necessary software response.



2.4 DATA Acquisition Electronics (DAE) and Measurement Server

The data acquisition electronics (DAE) consists of a highly sensitive electrometer-grade preamplifier with auto-zeroing, a channel and gain-switching multiplexer, a fast 16 bit AD-converter and a command decoder and control logic unit.

Transmission to the measurement server is accomplished through an optical downlink for data and status information as well as an optical uplink for commands and the clock.

The input impedance of the DAE4 is 200M Ohm; the inputs are symmetrical and floating. Common mode rejection is above 80dB.



The DASY5 measurement server is based on a PC/104 CPU board with a 400MHz intel ULV Celeron, 128MB chipdisk and 128MB RAM. The necessary circuits for communication with the DAE electronics box, as well as the 16 bit AD converter system for optical detection and digital I/O interface are contained on the DASY5 I/O board, which is directly connected to the PC/104 bus of the CPU board.

2.5 Robot

The DASY5 system uses the high precision robots TX90 XL type out of the newer series from Stäubli SA (France). For the 6-axis controller DASY5 system, the CS8C robot controller version from Stäubli is used.

The XL robot series have many features that are important for our application:

- High precision (repeatability 0.02 mm)
- High reliability (industrial design)
- Jerk-free straight movements
- Low ELF interference (the closed metallic construction shields against motor control fields)
- 6-axis controller

2.6 Light Beam Unit

The light beam switch allows automatic "tooling" of the probe. During the process, the actual position of the probe tip with respect to the robot arm is measured, as well as the probe length and the horizontal probe offset. The software then corrects all movements, such that the robot coordinates are valid for the probe tip.

The repeatability of this process is better than 0.1 mm. If a position has been taught with an aligned probe, the same position will be reached with another aligned probe within 0.1 mm, even if the other probe has different dimensions. During probe rotations, the probe tip will keep its actual position.

2.7 Device Holder

The DASY5 device holder is designed to cope with different positions given in the standard. It has two scales for the device rotation (with respect to the body axis) and the device inclination (with respect to the line between the ear reference points). The rotation center for both scales is the ear reference point (EPR).

Thus the device needs no repositioning when changing the angles.

The DASY5 device holder has been made out of low-loss POM material having the following dielectric parameters: relative permittivity εr =3 and loss tangent δ = 0.02. The amount of dielectric material has been reduced in the closest vicinity of the device, since measurements have suggested that the influence of the clamp on the test results could thus be lowered.

2.8 SAM Twin Phantom

The SAM twin phantom is a fiberglass shell phantom with 2mm shell thickness (except the ear region where shell thickness increases to 6mm). It has three measurement areas:

- Left head
- Right head
- Flat phantom

The bottom plate contains three pair of bolts for locking the device holder. The device holder positions are adjusted to the standard measurement positions in the three sections. A white cover is provided to tap the phantom during off-periods to prevent water evaporation and changes in the liquid parameters. On the phantom top, three reference markers are provided to identify the phantom position with respect to the robot.

3. Tissue Simulating Liquid

3.1 The composition of the tissue simulating liquid

INGREDIENT (% Weight)	2450MHz Head	2450MHz Body	5200MHz Body	5800MHz Body
Water	46.7	73.2	76	75.68
Salt	0.00	0.04	0.00	0.43
Sugar	0.00	0.00	0.00	0.00
HEC	0.00	0.00	0.00	0.00
Preventol	0.00	0.00	0.00	0.00
DGBE	53.3	26.7	4.44	4.42

3.2 Tissue Calibration Result

The dielectric parameters of the liquids were verified prior to the SAR evaluation using APREL Dielectric Probe Kit and Agilent E5071C Vector Network Analyzer.

Body Tissue Simulate Measurement				
Frequency [MHz]	Description	Dielectric Parameters		Tissue Temp. [°C]
		ε_r	σ [s/m]	
2450 MHz	Reference result ± 5% window	52.7 50.065 to 55.335	1.95 1.8525 to 2.0475	N/A
	23-May-14	53.98	1.99	21.4
2412 MHz	Low channel	54.36	1.94	21.4
2437 MHz	Mid channel	54.12	1.97	21.4
2462 MHz	High channel	53.66	2.01	21.4

Body Tissue Simulate Measurement				
Frequency [MHz]	Description	Dielectric Parameters		Tissue Temp. [°C]
		ε_r	σ [s/m]	
2450 MHz	Reference result ± 5% window	52.7 50.065 to 55.335	1.95 1.8525 to 2.0475	N/A
	25-Aug-14	52.88	1.97	20.6
2437 MHz	Mid channel	53.03	0.95	20.6
2462 MHz	High channel	52.75	0.98	20.6

Body Tissue Simulate Measurement				
Frequency [MHz]	Description	Dielectric Parameters		Tissue Temp. [°C]
		ε r	σ [s/m]	
5200MHz	Reference result ± 5% window	49 46.55 to 51.45	5.3 5.035 to 5.565	N/A
	09-Jun-14	49.61	5.42	22.3
5180 MHz	Low channel	49.67	5.39	22.3
5220 MHz	Mid channel	49.57	5.45	22.3
5240 MHz	High channel	49.52	5.47	22.3

Body Tissue Simulate Measurement				
Frequency [MHz]	Description	Dielectric Parameters		Tissue Temp. [°C]
		ε r	σ [s/m]	
5300MHz	Reference result ± 5% window	48.9 46.45 to 51.34	5.42 5.15 to 5.69	N/A
	09-Jun-14	49.33	5.49	22.3
5260 MHz	Low channel	49.48	5.45	22.3
5290 MHz	Mid channel	49.37	5.48	22.3
5320 MHz	High channel	49.27	5.51	22.3

Body Tissue Simulate Measurement				
Frequency [MHz]	Description	Dielectric Parameters		Tissue Temp. [°C]
		ε r	σ [s/m]	
5300MHz	Reference result ± 5% window	48.9 46.45 to 51.34	5.42 5.15 to 5.69	N/A
	27-Aug-14	48.02	5.53	22.1

Body Tissue Simulate Measurement				
Frequency [MHz]	Description	Dielectric Parameters		Tissue Temp. [°C]
		ε r	σ [s/m]	
5600MHz	Reference result ± 5% window	48.5 46.07 to 50.92	5.77 5.48 to 6.06	N/A
	09-Jun-14	48.55	5.82	22.3
5500 MHz	Low channel	48.79	5.61	22.3
5580 MHz	Mid channel	48.60	5.78	22.3
5700 MHz	High channel	48.30	6.02	22.3

Body Tissue Simulate Measurement				
Frequency [MHz]	Description	Dielectric Parameters		Tissue Temp. [°C]
		ε r	σ [s/m]	
5600MHz	Reference result ± 5% window	48.5 46.07 to 50.92	5.77 5.48 to 6.06	N/A
	27-Aug-14	47.22	5.75	22.1

Body Tissue Simulate Measurement				
Frequency [MHz]	Description	Dielectric Parameters		Tissue Temp. [°C]
		ε r	σ [s/m]	
5800MHz	Reference result ± 5% window	48.2 45.79 to 50.61	6 5.7 to 6.3	N/A
	09-Jun-14	48.07	6.24	22.3
5745 MHz	Low channel	48.19	6.12	22.3
5755 MHz	Mid channel	48.16	6.14	22.3
5825 MHz	High channel	47.99	6.29	22.3

3.3 Tissue Dielectric Parameters for Head and Body Phantoms

The head tissue dielectric parameters recommended by the IEEE SCC-34/SC-2 in P1528 have been incorporated in the following table. These head parameters are derived from planar layer models simulating the highest expected SAR for the dielectric properties and tissue thickness variations in a human head. Other head and body tissue parameters that have not been specified in P1528 are derived from the tissue dielectric parameters computed from the 4-Cole-Cole equations described in Reference [12] and extrapolated according to the head parameters specified in P1528.

Target Frequency	Head		Body	
(MHz)	ε_r	σ (S/m)	ε_r	σ (S/m)
150	52.3	0.76	61.9	0.80
300	45.3	0.87	58.2	0.92
450	43.5	0.87	56.7	0.94
835	41.5	0.90	55.2	0.97
900	41.5	0.97	55.0	1.05
915	41.5	0.98	55.0	1.06
1450	40.5	1.20	54.0	1.30
1610	40.3	1.29	53.8	1.40
1800 – 2000	40.0	1.40	53.3	1.52
2450	39.2	1.80	52.7	1.95
3000	38.5	2.40	52.0	2.73
5800	35.3	5.27	48.2	6.00

(ε_r = relative permittivity, σ = conductivity and ρ = 1000 kg/m^3)

4. SAR Measurement Procedure

4.1 SAR System Check

4.1.1 Dipoles

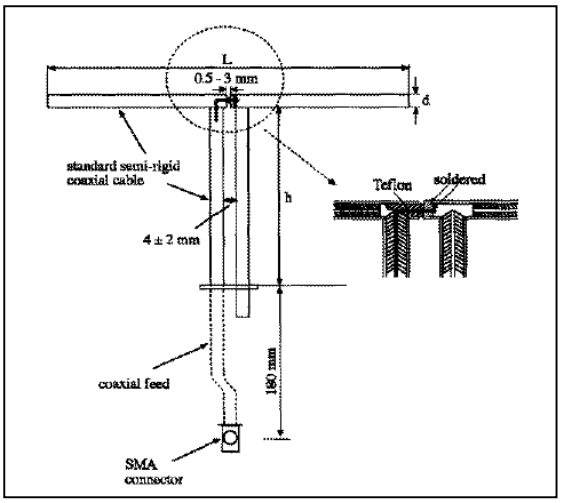

The dipoles used is based on the IEEE-1528 standard, and is complied with mechanical and electrical specifications in line with the requirements of both IEEE and FCC Supplement C. the table below provides details for the mechanical and electrical specifications for the dipoles.

Frequency	L (mm)	h (mm)	d (mm)
2450MHz	53.5	30.4	3.6
5200M~5800MHz	20.6	45.4	3.6

4.1.2 System Check Result

System Performance Check at 2450MHz

Dipole Kit: ALS-D-2450

Frequency [MHz]	Description	SAR [w/kg] 1g	SAR [w/kg] 10g	Tissue Temp. [°C]
2450 MHz	Reference result ± 10% window	54 48.6 to 59.4	24.96 22.46 to 27.46	N/A
	23-May-14	56.4	26.16	21.4
	25-Aug-14	52	23.84	20.6

Note: (1) The power level is used 250mW
(2) All SAR values are normalized to 1W forward power.
(3) The reference result is from Appendix E.

System Performance Check at 5200MHz
Dipole Kit: D5GHzV2

Frequency [MHz]	Description	SAR [w/kg] 1g	SAR [w/kg] 10g	Tissue Temp. [°C]
5200 MHz	Reference result ± 10% window	74 66.6 to 81.4	20.7 18.63 to 22.77	N/A
	09-Jun-14	78.7	21.2	22.3

Note: (1) The power level is used 100mW
(2) All SAR values are normalized to 1W forward power.
(3) The reference result is from Appendix E.

System Performance Check at 5300MHz
Dipole Kit: D5GHzV2

Frequency [MHz]	Description	SAR [w/kg] 1g	SAR [w/kg] 10g	Tissue Temp. [°C]
5300 MHz	Reference result ± 10% window	75.3 67.77 to 82.83	21.1 18.99 to 23.21	N/A
	09-Jun-14	79.8	21.5	22.3
	27-Aug-14	81.9	22.7	22.1

Note: (1) The power level is used 100mW
(2) All SAR values are normalized to 1W forward power.
(3) The reference result is from Appendix E.

System Performance Check at 5600MHz
Dipole Kit: D5GHzV2

Frequency [MHz]	Description	SAR [w/kg] 1g	SAR [w/kg] 10g	Tissue Temp. [°C]
5600 MHz	Reference result ± 10% window	79.4 71.46 to 87.34	22 19.8 to 24.2	N/A
	26-Apr-14	84.4	22.7	22.3
	27-Aug-14	87	23.9	22.1

Note: (1) The power level is used 100mW
(2) All SAR values are normalized to 1W forward power.
(3) The reference result is from Appendix E.

System Performance Check at 5800MHz Dipole Kit: D5GHzV2				
Frequency [MHz]	Description	SAR [w/kg] 1g	SAR [w/kg] 10g	Tissue Temp. [°C]
5800 MHz	Reference result ± 10% window	73.8 66.42 to 81.18	20.4 18.36 to 22.44	N/A
	09-Jun-14	74.1	19.9	22.3

Note: (1) The power level is used 100mW
(2) All SAR values are normalized to 1W forward power.
(3) The reference result is from Appendix E.

4.2 SAR Measurement Procedure

The Dasy5 calculates SAR using the following equation,

$$SAR = \frac{\sigma |E|^2}{\rho}$$

σ: represents the simulated tissue conductivity

ρ: represents the tissue density

The EUT is set to transmit at the required power in line with product specification, at each frequency relating to the LOW, MID, and HIGH channel settings.

Pre-scans are made on the device to establish the location for the transmitting antenna, using a large area scan in either air or tissue simulation fluid.

The EUT is placed against the Universal Phantom where the maximum area scan dimensions are larger than the physical size of the resonating antenna. When the scan size is not large enough to cover the peak SAR distribution, it is modified by either extending the area scan size in both the X and Y directions, or the device is shifted within the predefined area.

The area scan is then run to establish the peak SAR location (interpolated resolution set at $1mm^2$)which is then used to orient the center of the zoom scan. The zoom scan is then executed and the 1g and 10g averages are derived from the zoom scan volume (interpolated resolution set at $1mm^3$).

5. SAR Exposure Limits

SAR assessments have been made in line with the requirements of IEEE-1528, FCC Supplement C, and comply with ANSI/IEEE C95.1-1992 “Uncontrolled Environments” limits. These limits apply to a location which is deemed as “Uncontrolled Environment” which can be described as a situation where the general public may be exposed to an RF source with no prior knowledge or control over their exposure.

Limits for General Population/Uncontrolled Exposure (W/kg)

Type Exposure	Uncontrolled Environment Limit
Spatial Peak SAR (1g cube tissue for brain or body)	**1.60 W/kg**
Spatial Average SAR (whole body)	**0.08 W/kg**
Spatial Peak SAR (10g for hands, feet, ankles and wrist)	**4.00 W/kg**

6. Test Equipment List

Instrument	Manufacturer	Model No.	Serial No.	Last Calibration	Next Calibration
Stäubli Robot TX60L	Stäubli	TX60L	F09/5BL1A1/A06	2009/05/18	only once
Controller	Speag	CS8c	N/A	2009/05/18	only once
Aprel Reference Dipole 2450MHz	Aprel	ALS-D-2450	QTK-319	2012/11/20	2014/11/19
Speag Reference Dipole 5GHz	Speag	D5GHzV2	1041	2013/05/31	2015/05/30
SAM Twin Phantom	Speag	QD000 P40 CA	Tp 1515	N/A	N/A
Device Holder	Speag	N/A	N/A	N/A	N/A
Data Acquisition Electronic	Speag	DAE4	Sn502	2014/04/23	2015/04/22
E-Field Probe	Speag	EX3DV4	3698	2013/07/31	2014/07/30
SAR Software	Speag	DASY52	V52.8 (7)	N/A	N/A
Aprel Dipole Spaccer	Aprel	ALS-DS-U	QTK-295	N/A	N/A
Power Amplifier	Mini-Circuit	ZHL-42	D051404-20	N/A	N/A
Directional Coupler	Agilent	778D-012	50550	N/A	N/A
Universal Radio Communication Tester	R&S	CMU 200	104846	2014/05/04	2015/05/05
Vector Network	Agilent	E5071C	MY46108013	2013/08/09	2014/08/08
Signal Generator	Anritsu	MG694A	041902	2013/08/05	2014/08/04
Power Meter	Anritsu	ML2487	6K00001447	2013/12/14	2014/12/13
Wide Bandwidth Sensor	Anritsu	MA2491A	034457	2013/12/14	2014/12/13

7. Measurement Uncertainty

DASY5 Uncertainty(According to IEC 62209-2/2010) Measurement uncertainty for 30 MHz to 6 GHz averaged over 1 gram / 10 gram.								
Error Description	Uncert. value	Prob. Dist.	Div.	(c_i) 1g	(c_i) 10g	Std. Unc. (1g)	Std. Unc. (10g)	(v_i) v_{eff}
Measurement System								
Probe Calibration	±6.55%	N	1	1	1	±6.55%	±6.55%	∞
Axial Isotropy	±4.7%	R	$\sqrt{3}$	0.7	0.7	±1.9%	±1.9%	∞
Hemispherical Isotropy	±9.6%	R	$\sqrt{3}$	0.7	0.7	±3.9%	±3.9%	∞
Boundary Effects	±2.0%	R	$\sqrt{3}$	1	1	±1.2%	±1.2%	∞
Linearity	±4.7%	R	$\sqrt{3}$	1	1	±2.7%	±2.7%	∞
Modulation Response	±2.4%	R	$\sqrt{3}$	1	1	±1.4%	±1.4%	∞
System Detection Limits	±1.0%	R	$\sqrt{3}$	1	1	±0.6%	±0.6%	∞
Readout Electronics	±0.3%	N	1	1	1	±0.3%	±0.3%	∞
Response Time	±0.8%	R	$\sqrt{3}$	1	1	±0.5%	±0.5%	∞
Integration Time	±2.6%	R	$\sqrt{3}$	1	1	±1.5%	±1.5%	∞
RF Ambient Noise	±3.0%	R	$\sqrt{3}$	1	1	±1.7%	±1.7%	∞
RF Ambient Reflections	±3.0%	R	$\sqrt{3}$	1	1	±1.7%	±1.7%	∞
Probe Positioner	±0.8%	R	$\sqrt{3}$	1	1	±0.5%	±0.5%	∞
Probe Positioning	±6.7%	R	$\sqrt{3}$	1	1	±3.9%	±3.9%	∞
Post-processing	±4.0%	R	$\sqrt{3}$	1	1	±2.3%	±2.3%	∞
Test Sample Related								
Device Positioning	±2.9%	N	1	1	1	±2.9%	±2.9%	145
Device Holder	±3.6%	N	1	1	1	±3.6%	±3.6%	5
Power Scaling	±0%	R	$\sqrt{3}$	1	1	±0.0%	±0.0%	
Power Drift	±5.0%	R	$\sqrt{3}$	1	1	±2.9%	±2.9%	∞
Phantom and Setup								
Phantom Uncertainty	±7.9%	R	$\sqrt{3}$	1	1	±4.6%	±4.6%	∞
SAR correction	±1.9%	R	$\sqrt{3}$	1	0.84	±1.1%	±1.1%	∞
Liquid Conductivity (meas.)	±2.5%	N	1	0.78	0.71	±1.1%	±1.0%	∞
Liquid Permittivity (meas.)	±2.5%	N	1	0.26	0.26	±0.3%	±0.4%	∞
Temp. unc. - Conductivity	±3.4%	R	$\sqrt{3}$	0.78	0.71	±1.5%	±1.4%	∞
Temp. unc. - Permittivity	±0.4%	R	$\sqrt{3}$	0.23	0.26	±0.1%	±0.1%	∞
Combined Std. Uncertainty						±12.5%	±12.5%	748
Expanded STD Uncertainty						±25.1%	±25.1%	

8. Conducted Power Measurement

BT :

Mode	Frequency (MHz)	Channel	1Mbps	3Mbps	Frequency (MHz)	Channel	BLE
BT	2402	00	-1.44	-1.15	2402	00	-1.50
BT	2441	39	-1.40	-1.20	2442	20	-1.38
BT	2480	78	-1.53	-1.02	2480	39	-1.41

WLAN :

Mode	Frequency (MHz)	Channel	Chain A(Main) Average Power(dBm)	Chain B(MIMO) Average Power(dBm)	Chain C(Aux) Average Power(dBm)
802.11b	2412	1	17.49	17	16.5
802.11b	2437	6	17.48	16.98	16.49
802.11b	2462	11	17.46	16.86	16.48
802.11g	2412	1	13.79	14.72	13.81
802.11g	2437	6	17.50	17.00	16.50
802.11g	2462	11	13.83	13.89	14.02
802.11a	5180	36	9.41	9.98	9.45
802.11a	5220	44	8.93	9.85	9.18
802.11a	5240	48	8.85	9.91	9.21
802.11a	5260	52	11.88	13.47	13.33
802.11a	5300	60	11.98	13.40	13.26
802.11a	5320	64	11.94	13.46	13.28
802.11a	5500	100	13.99	12.87	10.98
802.11a	5580	116	13.98	12.98	10.93
802.11a	5700	140	13.98	12.95	10.99
802.11a	5745	149	14.34	13.49	14.26
802.11a	5785	157	14.38	13.47	14.46
802.11a	5825	165	14.49	13.46	14.48

Mode	Frequency (MHz)	Channel	Chain A (Main) Average Power(dBm)	Chain B (MIMO) Average Power(dBm)	Chain C (Aux) Average Power(dBm)	Total Average Power(dBm)
802.11n-20M	2412	1	13.51	14.47	13.62	18.66
802.11n-20M	2437	6	15.76	15.98	15.87	20.64
802.11n-20M	2462	11	12.03	12.54	12.47	17.12
802.11n-20M	5180	36	9.48	10.38	9.62	14.62
802.11n-20M	5220	44	9.27	10.27	9.32	14.42
802.11n-20M	5240	48	9.08	10.01	9.07	14.18
802.11n-20M	5260	52	10.88	11.00	10.96	15.72
802.11n-20M	5300	60	10.82	11.00	10.61	15.58
802.11n-20M	5320	64	10.67	11.00	10.79	15.59
802.11n-20M	5500	100	10.51	11.00	10.98	15.61
802.11n-20M	5580	116	10.71	11.00	10.81	15.61
802.11n-20M	5700	140	10.81	11.00	10.68	15.60
802.11n-20M	5745	149	11.49	11.50	10.96	16.10
802.11n-20M	5785	157	11.50	11.50	11.06	16.13
802.11n-20M	5825	165	11.25	11.50	11.45	16.17
802.11n-40M	2422	3	12.13	11.75	12.42	16.88
802.11n-40M	2437	6	14.98	14.65	15.00	19.65
802.11n-40M	2452	9	11.04	10.46	11.34	15.73
802.11n-40M	5190	38	10.80	11.00	10.84	15.65
802.11n-40M	5230	46	10.87	11.00	10.93	15.70
802.11n-40M	5270	54	10.78	11.00	10.80	15.63
802.11n-40M	5310	62	10.84	11.00	10.83	15.66
802.11n-40M	5510	102	10.87	11.00	10.95	15.71
802.11n-40M	5550	110	10.89	11.00	10.92	15.71
802.11n-40M	5670	134	10.89	11.00	10.90	15.70
802.11n-40M	5755	151	11.18	11.50	11.34	16.11
802.11n-40M	5795	159	11.46	11.50	11.21	16.16
802.11ac-80M	5210	42	11.00	11	10.89	15.73
802.11ac-80M	5290	58	10.78	11	10.95	15.68
802.11ac-80M	5530	106	10.63	11	10.79	15.58
802.11ac-80M	5610	122	10.86	11	10.91	15.69
802.11ac-80M	5690	138	11.18	11	10.74	15.75
802.11ac-80M	5775	155	11.48	11.5	11.38	16.22

Note: This product has beam-forming function for 802.11n/ac VHT20 VHT40 VHT80 in 5GHz, the conducted power are the same as for the non-beam-forming mode. As explained in April 2014 TCBC Workshop, “Correlation of data streams for sub-carriers in OFDM along with cyclic shift required by HT and VHT is not expected to introduce coherent signal issues for SAR measurement.” Also, as the antennas are sufficiently far apart with no noticeable overlapping SAR distributions (the SAR of each antenna does not contribute to the other antennas) no special considerations for MIMO and beam-forming were necessary.

9. Test Results

9.1 SAR Test Results Summary

SAR MEASUREMENT								
Ambient Temperature (°C) : 23.3 ±2						Relative Humidity (%): 51		
Liquid Temperature (°C) : 21.4 ±2						Depth of Liquid (cm):>15		
Test Mode: 802.11b - 2450 MHz – ACON Main Antenna, P/N: APP6Y-700108								
Test Position Body	Antenna Position	Frequency		Conducted Power (dBm)		**SAR** 1g (W/kg)		Limit (W/kg)
		Channel	MHz	Measurement	Tune-up Limit	Measurement	Tune-up Scaled	
Bottom (NB Mode)	Fixed	1	2412	17.49	17.5	0.821	0.823	1.6
Bottom (NB Mode)	Fixed	6	2437	17.48	17.5	0.938	0.942	1.6
Bottom (NB Mode)	Fixed	11	2462	17.46	17.5	1.13	1.14	1.6
Test Mode: 802.11b - 2450 MHz - ACON MIMO Antenna, P/N: APP6Y-700108								
Bottom (NB Mode)	Fixed	1	2412	17	17.0	0.991	0.991	1.6
Bottom (NB Mode)	Fixed	6	2437	16.98	17.0	1.01	1.015	1.6
Bottom (NB Mode)	Fixed	11	2462	16.86	17.0	1.17	**1.208**	1.6
Test Mode: 802.11b - 2450 MHz - ACON Aux Antenna, P/N: APP6Y-700108								
Bottom (NB Mode)	Fixed	1	2412	16.5	16.5	1.12	1.120	1.6
Bottom (NB Mode)	Fixed	6	2437	16.49	16.5	1.13	1.133	1.6
Bottom (NB Mode)	Fixed	11	2462	16.48	16.5	1.1	1.105	1.6
Test Mode: 802.11g - 2450 MHz - ACON Main Antenna, P/N: APP6Y-700108								
Bottom (NB Mode)	Fixed	6	2437	17.50	17.5	0.880	0.880	1.6
Test Mode: 802.11g - 2450 MHz - ACON MIMO Antenna, P/N: APP6Y-700108								
Bottom (NB Mode)	Fixed	6	2437	17.00	17.00	1.05	1.05	1.6
Test Mode: 802.11g - 2450 MHz - ACON Aux Antenna, P/N: APP6Y-700108								
Bottom (NB Mode)	Fixed	6	2437	16.50	16.50	1.11	1.11	1.6
Test Mode: 802.11n (20M)- 2450 MHz - ACON Main Antenna, P/N: APP6Y-700108								
Bottom (NB Mode)	Fixed	6	2437	15.76	16	1.13	1.194	1.6
Test Mode: 802.11n (20M)- 2450 MHz - ACON MIMO Antenna, P/N: APP6Y-700108								
Bottom (NB Mode)	Fixed	6	2437	15.98	16	0.988	0.993	1.6
Test Mode: 802.11n (20M)- 2450 MHz - ACON Aux Antenna, P/N: APP6Y-700108								
Bottom (NB Mode)	Fixed	6	2437	15.87	16	1.12	1.154	1.6
Test Mode: 802.11n (40M)- 2450 MHz - ACON Main Antenna, P/N: APP6Y-700108								
Bottom (NB Mode)	Fixed	6	2437	14.98	15	0.935	0.939	1.6
Test Mode: 802.11n (40M)- 2450 MHz - ACON Aux Antenna, P/N: APP6Y-700108								
Bottom (NB Mode)	Fixed	6	2437	15	15	0.915	0.915	1.6

Note : (1)According KDB 248227 D01, If output power reduction is necessary for channel 1 and/or 11 to meet restricted band requirements the highest output channels closest to each of these channels must be tested instead.
(2) The maximum power for each chain is the same for SISO, MIMO 2x and MIMO 3x3 modes of operation. SAR measurements were made with the device operating in MIMO 3x3 mode to cover all operating modes that support MIMO (802.11n). The reported SAR for each individual hot spot was determined from the difference between measured SAR and maximum SAR for the antenna associated with that hotspot.

SAR MEASUREMENT

Ambient Temperature (°C) : 24.1 ±2 Relative Humidity (%): 56

Liquid Temperature (°C) : 22.3 ±2 Depth of Liquid (cm):>15

Test Mode: 802.11a - 5 GHz- ACON Main Antenna, P/N: APP6Y-700108

Test Position Body	Antenna Position	Frequency		Conducted Power (dBm)		**SAR** 1g (W/kg)		Limit (W/kg)
		Channel	MHz	Measurement	Tune-up Limit	Measurement	Tune-up Scaled	
Bottom (NB Mode)	Fixed	36	5180	9.41	10	0.345	0.395	1.6
Bottom (NB Mode)	Fixed	44	5220	8.93	10	0.406	0.519	1.6
Bottom (NB Mode)	Fixed	48	5240	8.85	10	0.406	0.529	1.6
Bottom (NB Mode)	Fixed	52	5260	11.88	12	1.08	1.110	1.6
Bottom (NB Mode)	Fixed	60	5300	11.98	12	1.15	1.155	1.6
Bottom (NB Mode)	Fixed	64	5320	11.94	12	1.13	1.146	1.6
Bottom (NB Mode)	Fixed	100	5500	13.99	14	0.931	0.933	1.6
Bottom (NB Mode)	Fixed	116	5580	13.98	14	0.957	0.961	1.6
Bottom (NB Mode)	Fixed	140	5700	13.98	14	1.11	1.115	1.6
Bottom (NB Mode)	Fixed	149	5745	14.34	14.5	1.03	1.069	1.6
Bottom (NB Mode)	Fixed	157	5785	14.38	14.5	1.04	1.069	1.6
Bottom (NB Mode)	Fixed	165	5825	14.49	14.5	0.983	0.985	1.6
Test Mode: 802.11a - 5 GHz- ACON MIMO Antenna, P/N: APP6Y-700108								
Bottom (NB Mode)	Fixed	36	5180	9.98	10.5	0.543	0.612	1.6
Bottom (NB Mode)	Fixed	44	5220	9.85	10.5	0.485	0.563	1.6
Bottom (NB Mode)	Fixed	48	5240	9.91	10.5	0.444	0.509	1.6
Bottom (NB Mode)	Fixed	52	5260	13.47	13.5	0.988	0.995	1.6
Bottom (NB Mode)	Fixed	60	5300	13.40	13.5	0.965	0.987	1.6
Bottom (NB Mode)	Fixed	64	5320	13.46	13.5	0.955	0.964	1.6
Bottom (NB Mode)	Fixed	100	5500	12.87	13	1.14	1.175	1.6
Bottom (NB Mode)	Fixed	116	5580	12.98	13	1.05	1.055	1.6
Bottom (NB Mode)	Fixed	140	5700	12.95	13	0.958	0.969	1.6
Bottom (NB Mode)	Fixed	149	5745	13.49	13.5	1.08	1.082	1.6
Bottom (NB Mode)	Fixed	157	5785	13.47	13.5	1.13	1.138	1.6
Bottom (NB Mode)	Fixed	165	5825	13.46	13.5	1.09	1.100	1.6
Test Mode: 802.11a - 5 GHz- ACON Aux Antenna, P/N: APP6Y-700108								
Bottom (NB Mode)	Fixed	36	5180	9.45	10	0.348	0.395	1.6
Bottom (NB Mode)	Fixed	44	5220	9.18	10	0.331	0.400	1.6
Bottom (NB Mode)	Fixed	48	5240	9.21	10	0.318	0.381	1.6
Bottom (NB Mode)	Fixed	52	5260	13.33	13.5	1.04	1.082	1.6
Bottom (NB Mode)	Fixed	60	5300	13.26	13.5	1.1	1.162	1.6
Bottom (NB Mode)	Fixed	64	5320	13.28	13.5	1.14	**1.199**	1.6
Bottom (NB Mode)	Fixed	100	5500	10.98	11	1.16	1.165	1.6
Bottom (NB Mode)	Fixed	116	5580	10.93	11	1.03	1.047	1.6
Bottom (NB Mode)	Fixed	140	5700	10.99	11	1.02	1.022	1.6
Bottom (NB Mode)	Fixed	149	5745	14.26	14.5	1.07	1.131	1.6

Bottom (NB Mode)	Fixed	157	5785	14.46	14.5	1.11	1.120	1.6
Bottom (NB Mode)	Fixed	165	5825	14.48	14.5	1.14	1.145	1.6
Test Mode: 802.11n (20M)- 5GHz - ACON Main Antenna, P/N: APP6Y-700108								
Bottom (NB Mode)	Fixed	36	5180	9.48	11	0.514	0.729	1.6
Bottom (NB Mode)	Fixed	44	5220	9.27	11	0.522	0.777	1.6
Bottom (NB Mode)	Fixed	48	5240	9.08	11	0.409	0.636	1.6
Bottom (NB Mode)	Fixed	52	5260	10.88	11	0.818	0.841	1.6
Bottom (NB Mode)	Fixed	60	5300	10.82	11	0.848	0.884	1.6
Bottom (NB Mode)	Fixed	64	5320	10.67	11	0.825	0.890	1.6
Bottom (NB Mode)	Fixed	140	5700	10.81	11	0.653	0.682	1.6
Bottom (NB Mode)	Fixed	149	5745	11.49	11.5	0.658	0.660	1.6
Bottom (NB Mode)	Fixed	165	5825	11.25	11.5	0.618	0.655	1.6
Test Mode: 802.11n (20M)- 5GHz - ACON MIMO Antenna, P/N: APP6Y-700108								
Bottom (NB Mode)	Fixed	36	5180	10.38	11	0.786	0.907	1.6
Bottom (NB Mode)	Fixed	44	5220	10.27	11	0.666	0.788	1.6
Bottom (NB Mode)	Fixed	48	5240	10.01	11	0.488	0.613	1.6
Bottom (NB Mode)	Fixed	52	5260	11.00	11	0.841	0.841	1.6
Bottom (NB Mode)	Fixed	60	5300	11.00	11	0.794	0.794	1.6
Bottom (NB Mode)	Fixed	64	5320	11.00	11	0.789	0.789	1.6
Bottom (NB Mode)	Fixed	100	5500	11.00	11	1.06	1.06	1.6
Bottom (NB Mode)	Fixed	116	5580	11.00	11	0.895	0.895	1.6
Bottom (NB Mode)	Fixed	140	5700	11.00	11	0.739	0.739	1.6
Bottom (NB Mode)	Fixed	149	5745	11.50	11.5	0.749	0.749	1.6
Bottom (NB Mode)	Fixed	157	5785	11.50	11.5	0.861	0.861	1.6
Bottom (NB Mode)	Fixed	165	5825	11.50	11.5	0.81	0.81	1.6
Test Mode: 802.11n (20M)- 5GHz - ACON Aux Antenna, P/N: APP6Y-700108								
Bottom (NB Mode)	Fixed	36	5180	9.62	11	0.481	0.661	1.6
Bottom (NB Mode)	Fixed	44	5220	9.32	11	0.427	0.629	1.6
Bottom (NB Mode)	Fixed	48	5240	9.07	11	0.281	0.438	1.6
Bottom (NB Mode)	Fixed	52	5260	10.96	11	0.501	0.506	1.6
Bottom (NB Mode)	Fixed	60	5300	10.61	11	0.545	0.596	1.6
Bottom (NB Mode)	Fixed	64	5320	10.79	11	0.553	0.580	1.6
Bottom (NB Mode)	Fixed	100	5500	10.98	11	1.07	1.060	1.6
Bottom (NB Mode)	Fixed	116	5580	10.81	11	1.05	1.097	1.6
Bottom (NB Mode)	Fixed	140	5700	10.68	11	0.639	0.688	1.6
Bottom (NB Mode)	Fixed	149	5745	10.96	11.5	0.559	0.633	1.6
Bottom (NB Mode)	Fixed	157	5785	11.06	11.5	0.606	0.671	1.6
Bottom (NB Mode)	Fixed	165	5825	11.45	11.5	0.57	0.577	1.6
Test Mode: 802.11n (40M)- 5GHz - ACON Main Antenna, P/N: APP6Y-700108								
Bottom (NB Mode)	Fixed	46	5230	10.87	11	0.784	0.808	1.6
Bottom (NB Mode)	Fixed	54	5270	10.78	11	0.891	0.937	1.6
Bottom (NB Mode)	Fixed	62	5310	10.84	11	1.01	1.048	1.6
Bottom (NB Mode)	Fixed	134	5670	10.89	11	0.76	0.779	1.6
Bottom (NB Mode)	Fixed	151	5755	11.18	11.5	0.64	0.689	1.6
Bottom (NB Mode)	Fixed	159	5795	11.46	11.5	0.626	0.632	1.6

Test Mode: 802.11n (40M)- 5GHz - ACON MIMO Antenna, P/N: APP6Y-700108								
Bottom (NB Mode)	Fixed	38	5190	11.00	11	1.13	1.13	1.6
Bottom (NB Mode)	Fixed	46	5230	11.00	11	1.09	1.09	1.6
Bottom (NB Mode)	Fixed	54	5270	11.00	11	1.03	1.03	1.6
Bottom (NB Mode)	Fixed	62	5310	11.00	11	1.04	1.04	1.6
Bottom (NB Mode)	Fixed	102	5510	11.00	11	1.1	1.1	1.6
Bottom (NB Mode)	Fixed	110	5500	11.00	11	0.985	0.985	1.6
Bottom (NB Mode)	Fixed	134	5670	11.00	11	0.924	0.924	1.6
Bottom (NB Mode)	Fixed	151	5755	11.50	11.5	0.879	0.879	1.6
Bottom (NB Mode)	Fixed	159	5795	11.50	11.5	0.92	0.92	1.6
Test Mode: 802.11n (40M)- 5GHz - ACON Aux Antenna, P/N: APP6Y-700108								
Bottom (NB Mode)	Fixed	54	5270	10.8	11	0.611	0.640	1.6
Bottom (NB Mode)	Fixed	62	5310	10.83	11	0.686	0.713	1.6
Bottom (NB Mode)	Fixed	102	5510	10.95	11	1.04	1.052	1.6
Bottom (NB Mode)	Fixed	110	5500	10.92	11	1.08	1.100	1.6
Bottom (NB Mode)	Fixed	134	5670	10.9	11	0.801	0.820	1.6
Bottom (NB Mode)	Fixed	151	5755	11.34	11.5	0.597	0.619	1.6
Bottom (NB Mode)	Fixed	159	5795	11.21	11.5	0.618	0.661	1.6
Test Mode: 802.11ac (80M)- 5GHz - ACON Main Antenna, P/N: APP6Y-700108								
Bottom (NB Mode)	Fixed	58	5290	10.78	11	1	1.052	1.6
Bottom (NB Mode)	Fixed	138	5690	11.18	11	0.792	0.760	1.6
Bottom (NB Mode)	Fixed	155	5775	11.48	11.5	0.585	0.588	1.6
Test Mode: 802.11ac (80M)- 5GHz - ACON MIMO Antenna, P/N: APP6Y-700108								
Bottom (NB Mode)	Fixed	42	5210	11	11	1.08	1.08	1.6
Bottom (NB Mode)	Fixed	58	5290	11	11	0.982	0.982	1.6
Bottom (NB Mode)	Fixed	106	5530	11	11	0.977	0.977	1.6
Bottom (NB Mode)	Fixed	122	5610	11	11	0.858	0.858	1.6
Bottom (NB Mode)	Fixed	138	5690	11	11	0.915	0.915	1.6
Bottom (NB Mode)	Fixed	155	5775	11.5	11.5	0.86	0.86	1.6
Test Mode: 802.11ac (80M)- 5GHz - ACON Aux Antenna, P/N: APP6Y-700108								
Bottom (NB Mode)	Fixed	58	5290	10.95	11	0.632	0.639	1.6
Bottom (NB Mode)	Fixed	106	5530	10.79	11	1.07	1.123	1.6
Bottom (NB Mode)	Fixed	122	5610	10.91	11	0.972	0.992	1.6
Bottom (NB Mode)	Fixed	138	5690	10.74	11	0.764	0.811	1.6
Bottom (NB Mode)	Fixed	155	5775	11.38	11.5	0.541	0.556	1.6
Test Mode: Beamforming 802.11ac (80M)- 5GHz - ACON Aux Antenna, P/N: APP6Y-700108								
Bottom (NB Mode)	Fixed	42	5210	11	11	0.936	0.936	1.6

Note : (1) Since the highest reported SAR for the original antenna >0.8W/Kg , so testing the worst case refer the original antenna mode.

(2) The maximum power for each chain is the same for SISO, MIMO 2x and MIMO 3x3 modes of operation. SAR measurements were made with the device operating in MIMO 3x3 mode to cover all operating modes that support MIMO (802.11n/802.11ac). The reported SAR for each individual hot spot was determined from the difference between measured SAR and maximum SAR for the antenna associated with that hotspot.

INPAQ-ANTENNA

SAR MEASUREMENT

Ambient Temperature (°C) : 23.3 ±2 Relative Humidity (%): 51

Liquid Temperature (°C) : 21.4 ±2 Depth of Liquid (cm):>15

Test Position Body	Antenna Position	Frequency		Conducted Power (dBm)		**SAR** 1g (W/kg)		Limit (W/kg)
		Channel	MHz	Measurement	Tune-up Limit	Measurement	Tune-up Scaled	
Test Mode: 802.11b - 2450 MHz –INPAQ Main Antenna, P/N: WA-F-LBLBLB-12-001								
Bottom (NB Mode)	Fixed	11	2462	17.46	17.5	1.11	1.120	1.6
Test Mode: 802.11b - 2450 MHz - INPAQ MIMO Antenna, P/N: WA-F-LBLBLB-12-001								
Bottom (NB Mode)	Fixed	11	2462	16.86	17.0	1.16	1.198	1.6
Test Mode: 802.11b - 2450 MHz - INPAQ Aux Antenna, P/N: WA-F-LBLBLB-12-001								
Bottom (NB Mode)	Fixed	6	2437	16.49	16.5	0.828	0.830	1.6
Test Mode: 802.11a – 5GHz - INPAQ Main Antenna, P/N: WA-F-LBLBLB-12-001								
Bottom (NB Mode)	Fixed	60	5300	11.98	12	0.591	0.594	1.6
Test Mode: 802.11a – 5GHz - INPAQ MIMO Antenna, P/N: WA-F-LBLBLB-12-001								
Bottom (NB Mode)	Fixed	100	5500	12.87	13	0.928	0.956	1.6
Test Mode: 802.11a – 5GMHz - INPAQ Aux Antenna, P/N: WA-F-LBLBLB-12-001								
Bottom (NB Mode)	Fixed	100	5500	10.98	11	0.699	0.702	1.6

9.2 Simultaneous Transmission

According the KDB 447498 D01 Section 4.3.2, the standalone SAR must be estimated according to the following to determine simultaneous transmission SAR test exclusion

$$(\text{max. power of channel, mW})/(\text{min. test separation distance, mm})]\cdot[\sqrt{f(\text{GHz})/7.5}]$$

Frequency	Max. power (dBm)	Test separation distance ,(mm)	Estimated BT SAR (W/Kg)
2480	-1.02	5	0.04

When the sum of SAR is larger than the limit, The ratio is determined by ***(SAR1 + SAR2)^1.5/Ri,*** rounded to two decimal digits, and must be ≤ 0.04 for all antenna pairs in the configuration to qualify for 1-g SAR test exclusion . The estimation result as below :

For DTS Band :

WLAN SAR (W/Kg)	Estimated BT SAR (W/Kg)	Simultaneous Transmission (W/Kg)	Antenna pair in mm	Peak location separation ratio
1.21	0.04	1.25	N/A	N/A

The sum of value is less than 1.6W/Kg, thus simultaneous SAR testing is no need.

For UNII Band :

WLAN SAR (W/Kg)	Estimated BT SAR (W/Kg)	Simultaneous Transmission (W/Kg)	Antenna pair in mm	Peak location separation ratio
1.20	0.04	1.24	N/A	N/A

The sum of value is less than 1.6W/Kg, thus simultaneous SAR testing is no need.

10. SAR measurement variability

1) Repeated measurement is not required when the original highest measured SAR is < 0.80 W/kg; steps 2) through 4) do not apply.
2) When the original highest measured SAR is ≥ 0.80 W/kg, repeat that measurement once.
3) Perform a second repeated measurement only if the ratio of largest to smallest SAR for the original and first repeated measurements is > 1.20 or when the original or repeated measurement is ≥ 1.45 W/kg (~ 10% from the 1-g SAR limit).
4) Perform a third repeated measurement only if the original, first or second repeated measurement is ≥ 1.5 W/kg and the ratio of largest to smallest SAR for the original, first and second repeated measurements is > 1.20.

Frequency		**SAR** 1g (W/kg)						
Channel	MHz	Original	First Repeated		Second Repeated		Third Reapeated	
			Value	Ratio	Value	Ratio	Value	Ratio
11	2462	1.17	0.967	1.04	N/A	N/A	N/A	N/A
100	5500	1.16	0.987	1.18	N/A	N/A	N/A	N/A

Appendix

Appendix A. SAR System Check Data

Appendix B. SAR measurement Data

Appendix C. Test Setup Photographs & EUT Photographs

Appendix D. Probe Calibration Data

Appendix E. Dipole Calibration Data

Appendix A. SAR System Check Data

Test Laboratory: QuieTek Date/Time: 5/23/2014

System Performance Check_2450MHz-Body
DUT: Dipole 2450 MHz; Type: ALS-D-2450
Communication System: UID 10000, CW; Frequency: 2450 MHz;
Communication System PAR: 0 dB
Medium parameters used: f = 2450 MHz; σ = 1.99 S/m; ε_r = 53.98; ρ = 1000 kg/m^3
Phantom section: Flat Section
Ambient Temperature (°C) : 23.3, Liquid Temperature (°C) : 21.4
Measurement Standard: DASY5 (IEEE/IEC/ANSI C63.19-2007)
DASY5 Configuration:

- Probe: EX3DV4 - SN3698; ConvF(6.61, 6.61, 6.61); Calibrated: 7/31/2013;
- Sensor-Surface: 3mm (Mechanical Surface Detection)
- Electronics: DAE4 Sn502; Calibrated: 4/23/2014
- Phantom: SAM with right table; Type: SAM;
- Measurement SW: DASY52, Version 52.8 (7); SEMCAD X Version 14.6.10 (7164)

Configuration/2450MHz_Body/Area Scan (8x9x1): Measurement grid: dx=12mm, dy=12mm
Maximum value of SAR (measured) = 16.9 W/kg

Configuration/2450MHz_Body/Zoom Scan (7x7x7) (7x7x7)/Cube 0:
Measurement grid: dx=5mm, dy=5mm, dz=5mm
Reference Value = 84.015 V/m; Power Drift = 0.12 dB
Peak SAR (extrapolated) = 29.1 W/kg
SAR(1 g) = 14.1 W/kg; SAR(10 g) = 6.54 W/kg
Maximum value of SAR (measured) = 18.6 W/kg

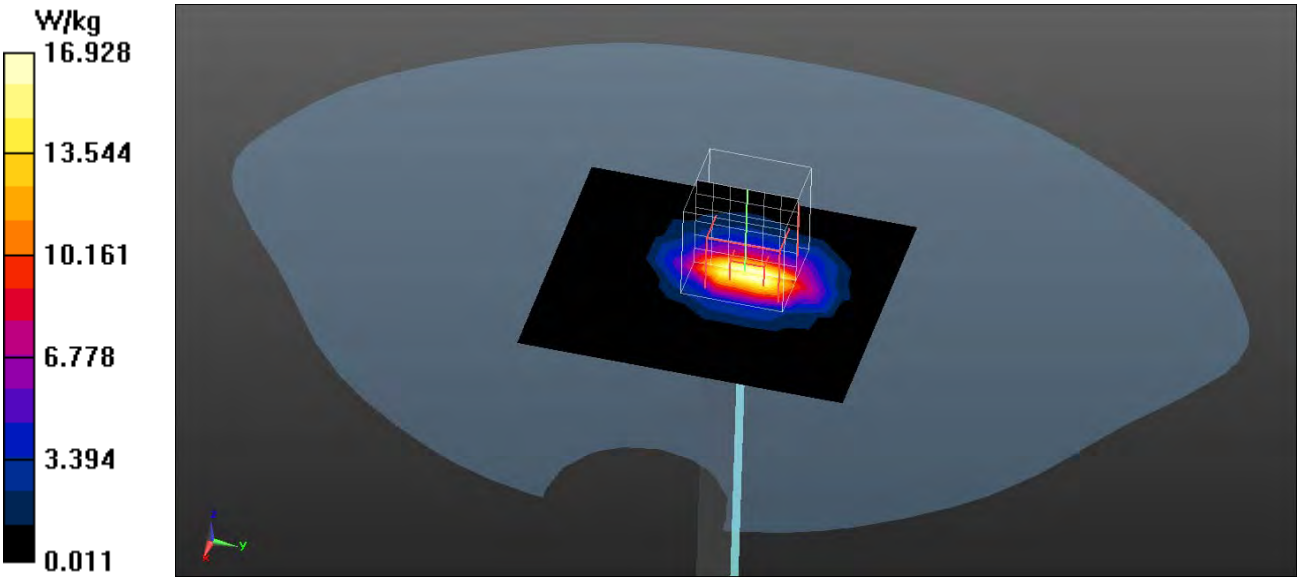

Test Laboratory: QuieTek Date/Time: 8/25/2014

System Performance Check_2450MHz-Body
DUT: Dipole 2450 MHz; Type: ALS-D-2450-S-2
Communication System: UID 10000, CW; Frequency: 2450 MHz;
Communication System PAR: 0 dB
Medium parameters used: f = 2450 MHz; σ = 1.97 S/m; ε_r = 52.88; ρ = 1000 kg/m^3
Phantom section: Flat Section
Ambient Temperature (°C) : 22.3, Liquid Temperature (°C) : 20.6
Measurement Standard: DASY5 (IEEE/IEC/ANSI C63.19-2007)
DASY5 Configuration:

- Probe: EX3DV4 - SN3698; ConvF(6.5, 6.5, 6.5); Calibrated: 7/25/2014;
- Sensor-Surface: 3mm (Mechanical Surface Detection)
- Electronics: DAE4 Sn1207; Calibrated: 5/19/2014
- Phantom: SAM with left table; Type: SAM;
- Measurement SW: DASY52, Version 52.8 (8); SEMCAD X Version 14.6.10 (7331)

Configuration/2450MHz_Body/Area Scan (8x9x1): Measurement grid: dx=12mm, dy=12mm
Maximum value of SAR (measured) = 15.7 W/kg

Configuration/2450MHz_Body/Zoom Scan (7x7x7) (7x7x7)/Cube 0:
Measurement grid: dx=5mm, dy=5mm, dz=5mm
Reference Value = 94.72 V/m; Power Drift = 0.02 dB
Peak SAR (extrapolated) = 27.3 W/kg
SAR(1 g) = 13 W/kg; SAR(10 g) = 5.96 W/kg
Maximum value of SAR (measured) = 17.0 W/kg

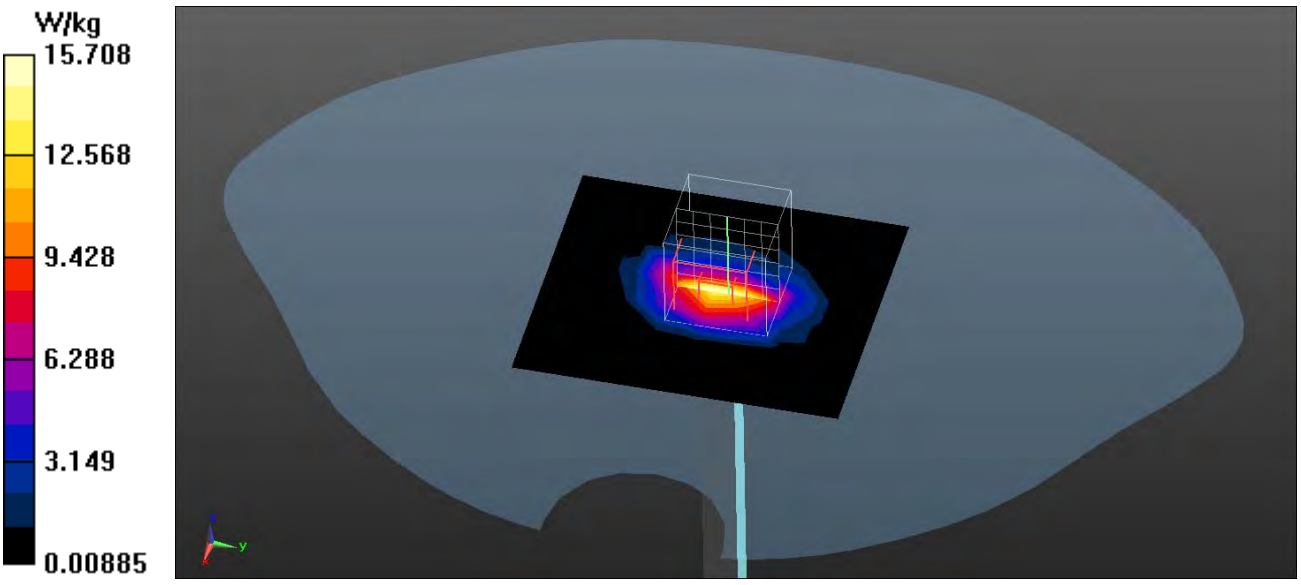

Test Laboratory: QuieTek Date/Time: 6/9/2014

System Performance Check_5200MHz-Body
DUT: Dipole 5GHz; Type: D5GHzV2
Communication System: UID 0, WLAN 5G; Frequency: 5200 MHz;
Communication System PAR: 0 dB
Medium parameters used: f = 5200 MHz; σ = 5.42 S/m; ε_r = 49.61; ρ = 1000 kg/m^3
Phantom section: Flat Section
Ambient Temperature (°C) : 24.1, Liquid Temperature (°C) : 22.3
Measurement Standard: DASY5 (IEEE/IEC/ANSI C63.19-2007)
DASY5 Configuration:

- Probe: EX3DV4 - SN3698; ConvF(4.33, 4.33, 4.33); Calibrated: 7/31/2013;
- Sensor-Surface: 1.4mm (Mechanical Surface Detection)
- Electronics: DAE4 Sn502; Calibrated: 4/23/2014
- Phantom: SAM with left table; Type: SAM;
- Measurement SW: DASY52, Version 52.8 (7); SEMCAD X Version 14.6.10 (7164)

Configuration/5200MHz-Body 100mW/Area Scan (8x8x1): Measurement grid: dx=10mm, dy=10mm
Maximum value of SAR (measured) = 15.3 W/kg

Configuration/5200MHz-Body 100mW/Zoom Scan (7x7x12), dist=2mm (7x7x12)/Cube 0: Measurement grid: dx=4mm, dy=4mm, dz=2mm
Reference Value = 66.555 V/m; Power Drift = 0.04 dB
Peak SAR (extrapolated) = 30.3 W/kg
SAR(1 g) = 7.87 W/kg; SAR(10 g) = 2.12 W/kg
Maximum value of SAR (measured) = 20.1 W/kg

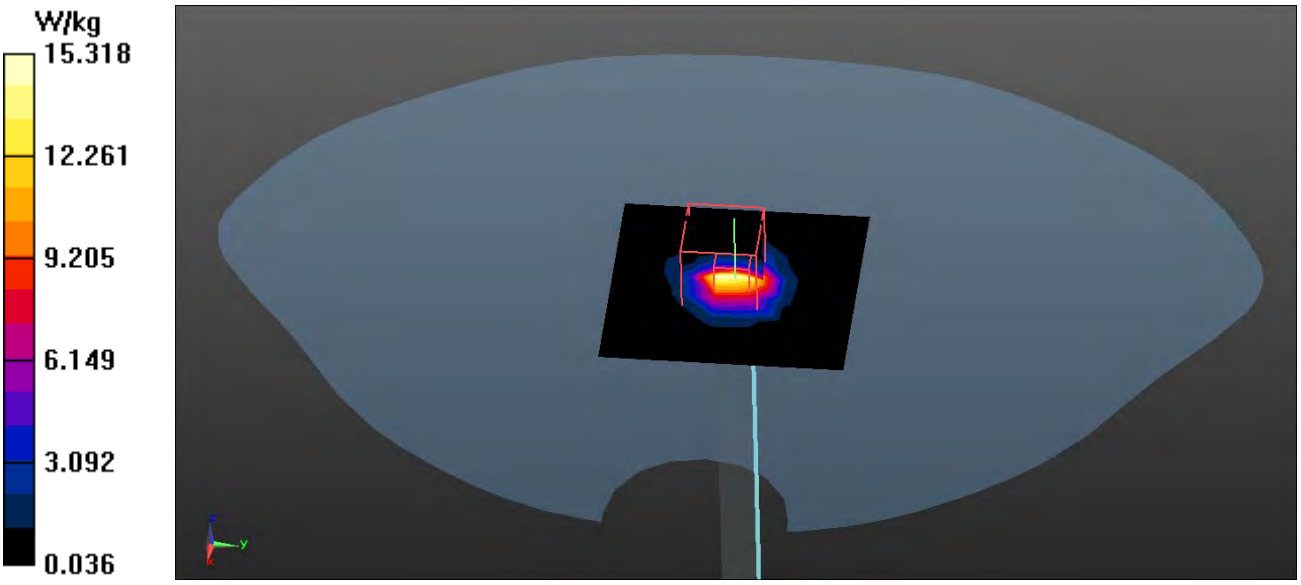

Test Laboratory: QuieTek Date/Time: 6/9/2014

System Performance Check_5300MHz-Body
DUT: Dipole 5GHz; Type: D5GHzV2
Communication System: UID 0, CW; Frequency: 5300 MHz;
Communication System PAR: 0 dB
Medium parameters used: f = 5300 MHz; σ = 5.49 S/m; ε_r = 49.33; ρ = 1000 kg/m^3
Phantom section: Flat Section
Ambient Temperature (°C) : 24.1, Liquid Temperature (°C) : 22.3
Measurement Standard: DASY5 (IEEE/IEC/ANSI C63.19-2007)
DASY5 Configuration:

- Probe: EX3DV4 - SN3698; ConvF(4.12, 4.12, 4.12); Calibrated: 7/31/2013;
- Sensor-Surface: 1.4mm (Mechanical Surface Detection)
- Electronics: DAE4 Sn502; Calibrated: 4/23/2014
- Phantom: SAM with left table; Type: SAM;
- Measurement SW: DASY52, Version 52.8 (7); SEMCAD X Version 14.6.10 (7164)

Configuration/5300MHz-Body 100mW/Area Scan (8x8x1): Measurement grid: dx=10mm, dy=10mm
Maximum value of SAR (measured) = 15.9 W/kg

Configuration/5300MHz-Body 100mW/Zoom Scan (7x7x12), dist=2mm (7x7x12)/Cube 0: Measurement grid: dx=4mm, dy=4mm, dz=2mm
Reference Value = 66.450 V/m; Power Drift = 0.01 dB
Peak SAR (extrapolated) = 33.2 W/kg
SAR(1 g) = 7.98 W/kg; SAR(10 g) = 2.15 W/kg
Maximum value of SAR (measured) = 20.7 W/kg

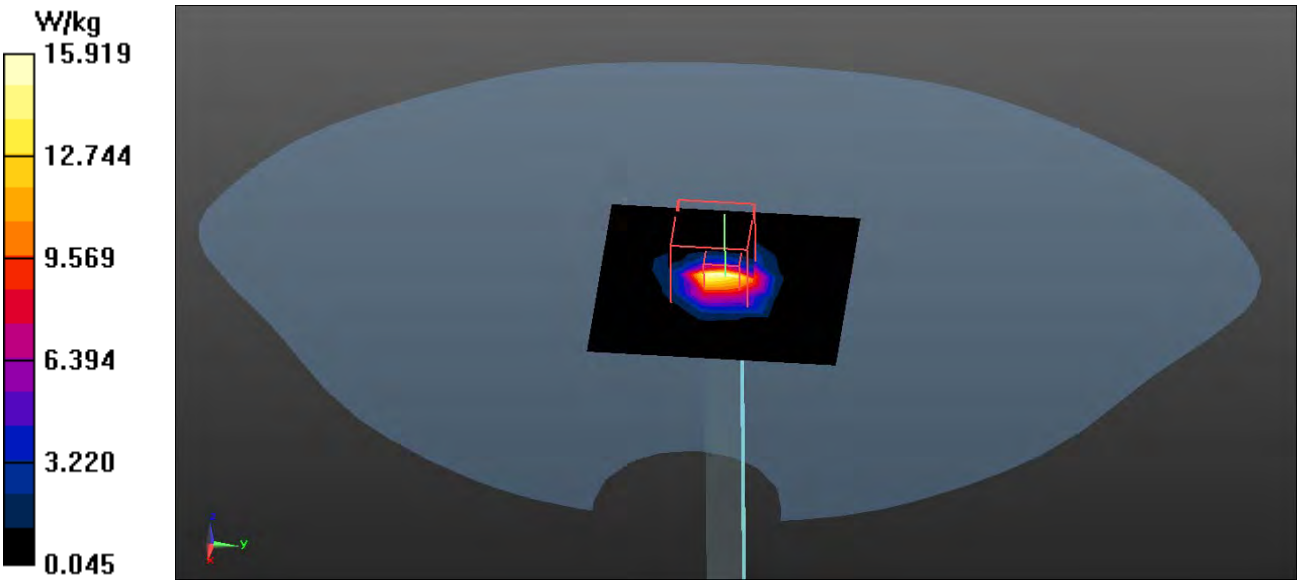

Test Laboratory: QuieTek Date/Time: 8/27/2014

System Performance Check_5300MHz-Body
DUT: Dipole 5GHz; Type: D5GHzV2
Communication System: UID 0, CW; Frequency: 5300 MHz;
Communication System PAR: 0 dB
Medium parameters used: f = 5300 MHz; σ = 5.53 S/m; ε_r = 48.02; ρ = 1000 kg/m^3
Phantom section: Flat Section
Ambient Temperature (°C) : 23.9, Liquid Temperature (°C) : 22.1
Measurement Standard: DASY5 (IEEE/IEC/ANSI C63.19-2007)
DASY5 Configuration:

- Probe: EX3DV4 - SN3698; ConvF(4.12, 4.12, 4.12); Calibrated: 7/31/2013;
- Sensor-Surface: 1.4mm (Mechanical Surface Detection)
- Electronics: DAE4 Sn1207; Calibrated: 5/19/2014
- Phantom: SAM with right table; Type: SAM;
- Measurement SW: DASY52, Version 52.8 (8); SEMCAD X Version 14.6.10 (7331)

Configuration/5300MHz-Body 100mW/Area Scan (8x8x1): Measurement grid: dx=10mm, dy=10mm
Maximum value of SAR (measured) = 16.9 W/kg

Configuration/5300MHz-Body 100mW/Zoom Scan (7x7x12), dist=2mm (7x7x12)/Cube 0: Measurement grid: dx=4mm, dy=4mm, dz=2mm
Reference Value = 65.28 V/m; Power Drift = 0.17 dB
Peak SAR (extrapolated) = 34.3 W/kg
SAR(1 g) = 8.19 W/kg; SAR(10 g) = 2.27 W/kg
Maximum value of SAR (measured) = 20.1 W/kg

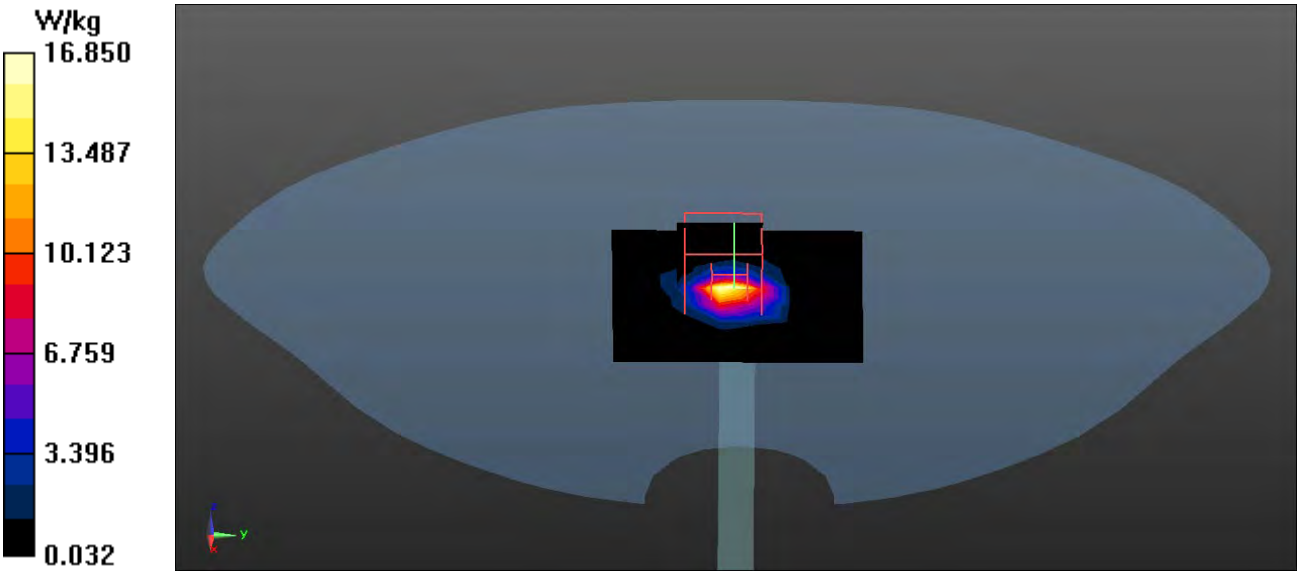

Test Laboratory: QuieTek Date/Time: 6/9/2014

System Performance Check_5600MHz-Body
DUT: Dipole 5GHz; Type: D5GHzV2
Communication System: UID 0, CW; Frequency: 5600 MHz;
Communication System PAR: 0 dB
Medium parameters used: f = 5600 MHz; σ = 5.82 S/m; ε_r = 48.55; ρ = 1000 kg/m^3
Phantom section: Flat Section
Ambient Temperature (°C) : 24.1, Liquid Temperature (°C) : 22.3
Measurement Standard: DASY5 (IEEE/IEC/ANSI C63.19-2007)
DASY5 Configuration:

- Probe: EX3DV4 - SN3698; ConvF(3.39, 3.39, 3.39); Calibrated: 7/31/2013;
- Sensor-Surface: 1.4mm (Mechanical Surface Detection)
- Electronics: DAE4 Sn502; Calibrated: 4/23/2014
- Phantom: SAM with left table; Type: SAM;
- Measurement SW: DASY52, Version 52.8 (7); SEMCAD X Version 14.6.10 (7164)

Configuration/5600MHz-Body 100mW/Area Scan (8x8x1): Measurement grid: dx=10mm, dy=10mm
Maximum value of SAR (measured) = 16.7 W/kg

Configuration/5600MHz-Body 100mW/Zoom Scan (7x7x12), dist=2mm (7x7x12)/Cube 0: Measurement grid: dx=4mm, dy=4mm, dz=2mm
Reference Value = 69.159 V/m; Power Drift = 0.08 dB
Peak SAR (extrapolated) = 37.4 W/kg
SAR(1 g) = 8.44 W/kg; SAR(10 g) = 2.27 W/kg
Maximum value of SAR (measured) = 21.9 W/kg

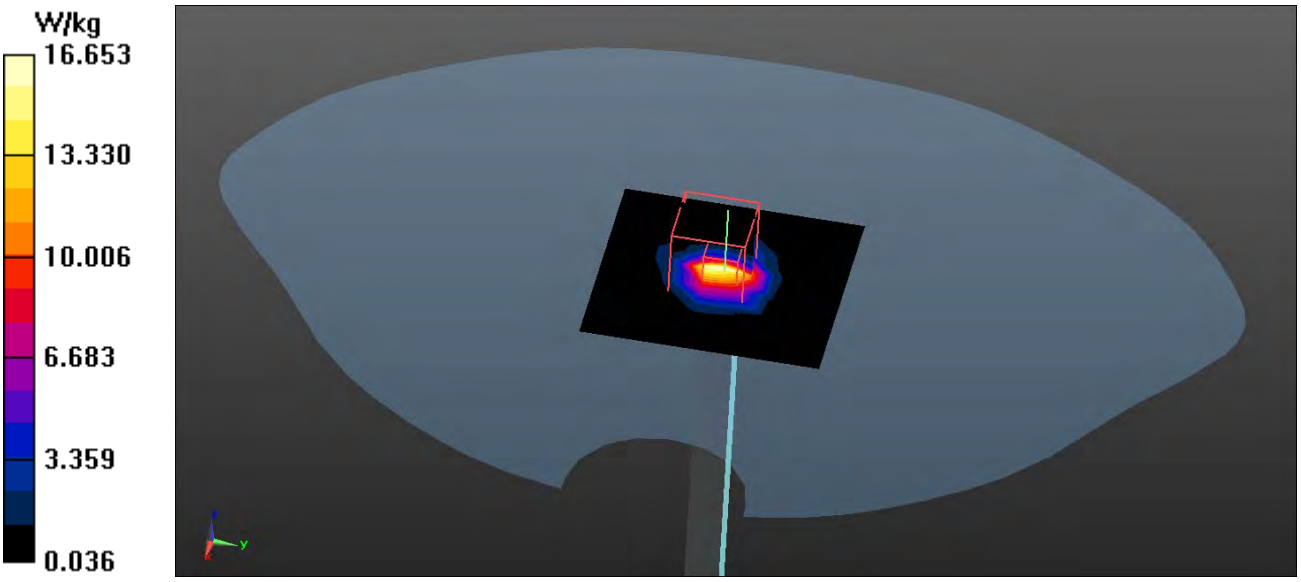

Test Laboratory: QuieTek Date/Time: 8/27/2014

System Performance Check_5600MHz-Body
DUT: Dipole 5GHz; Type: D5GHzV2
Communication System: UID 0, CW; Frequency: 5600 MHz;
Communication System PAR: 0 dB
Medium parameters used: f = 5600 MHz; σ = 5.75 S/m; ε_r = 47.22; ρ = 1000 kg/m^3
Phantom section: Flat Section
Ambient Temperature (°C) : 23.9, Liquid Temperature (°C) : 22.1
Measurement Standard: DASY5 (IEEE/IEC/ANSI C63.19-2007)
DASY5 Configuration:

- Probe: EX3DV4 - SN3698; ConvF(3.39, 3.39, 3.39); Calibrated: 7/31/2013;
- Sensor-Surface: 1.4mm (Mechanical Surface Detection)
- Electronics: DAE4 Sn1207; Calibrated: 5/19/2014
- Phantom: SAM with right table; Type: SAM;
- Measurement SW: DASY52, Version 52.8 (8); SEMCAD X Version 14.6.10 (7331)

Configuration/5600MHz-Body 100mW/Area Scan (8x8x1): Measurement grid: dx=10mm, dy=10mm
Maximum value of SAR (measured) = 20.0 W/kg

Configuration/5600MHz-Body 100mW/Zoom Scan (7x7x12), dist=2mm (7x7x12)/Cube 0: Measurement grid: dx=4mm, dy=4mm, dz=2mm
Reference Value = 72.24 V/m; Power Drift = 0.09 dB
Peak SAR (extrapolated) = 38.1 W/kg
SAR(1 g) = 8.7 W/kg; SAR(10 g) = 2.39 W/kg
Maximum value of SAR (measured) = 24.1 W/kg

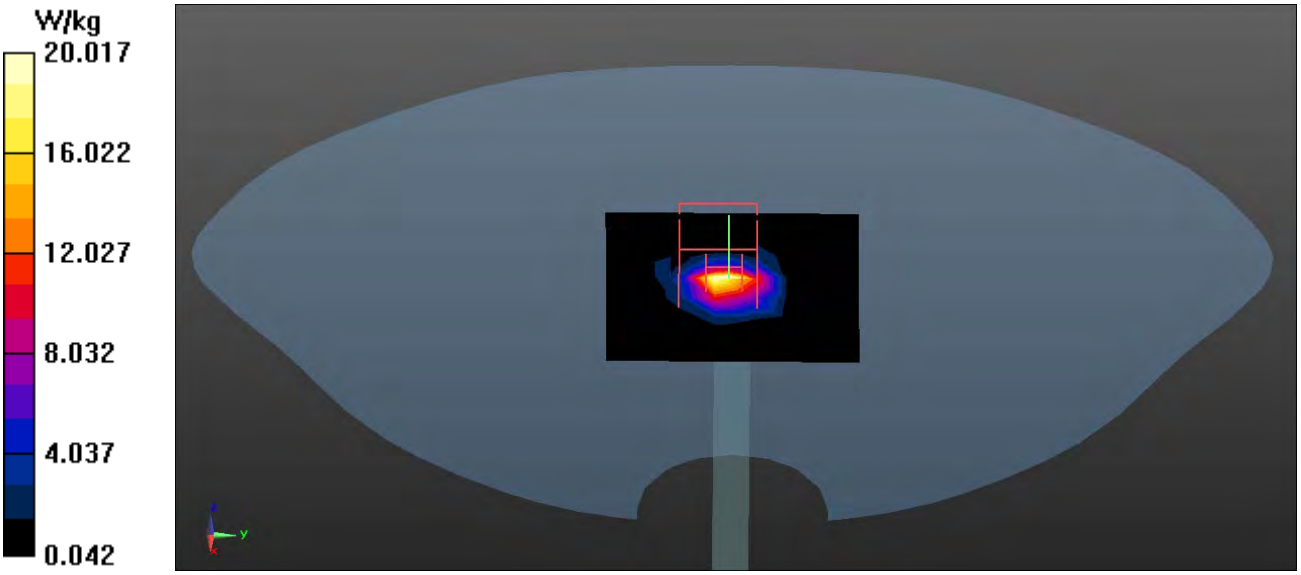

Test Laboratory: QuieTek Date/Time: 6/9/2014

System Performance Check_5800MHz-Body
DUT: Dipole 5GHz; Type: D5GHzV2
Communication System: UID 0, CW; Frequency: 5800 MHz;
Communication System PAR: 0 dB
Medium parameters used: f = 5800 MHz; σ = 6.24 S/m; ε_r = 48.07; ρ = 1000 kg/m^3
Phantom section: Flat Section
Ambient Temperature (°C) : 24.1, Liquid Temperature (°C) : 22.3
Measurement Standard: DASY5 (IEEE/IEC/ANSI C63.19-2007)
DASY5 Configuration:

- Probe: EX3DV4 - SN3698; ConvF(4.01, 4.01, 4.01); Calibrated: 7/31/2013;
- Sensor-Surface: 1.4mm (Mechanical Surface Detection)
- Electronics: DAE4 Sn502; Calibrated: 4/23/2014
- Phantom: SAM with left table; Type: SAM;
- Measurement SW: DASY52, Version 52.8 (7); SEMCAD X Version 14.6.10 (7164)

Configuration/5800MHz-Body 100mW/Area Scan (8x8x1): Measurement grid: dx=10mm, dy=10mm
Maximum value of SAR (measured) = 15.4 W/kg

Configuration/5800MHz-Body 100mW/Zoom Scan (7x7x12), dist=2mm (7x7x12)/Cube 0: Measurement grid: dx=4mm, dy=4mm, dz=2mm
Reference Value = 61.368 V/m; Power Drift = 0.10 dB
Peak SAR (extrapolated) = 34.7 W/kg
SAR(1 g) = 7.41 W/kg; SAR(10 g) = 1.99 W/kg
Maximum value of SAR (measured) = 19.9 W/kg

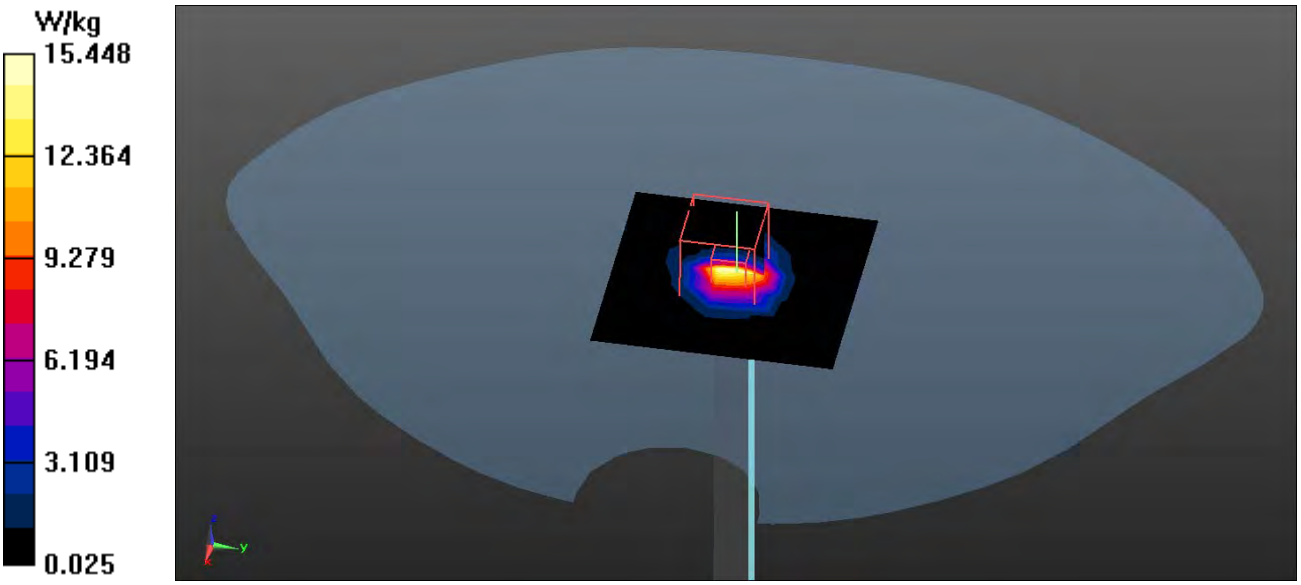

Appendix B. SAR measurement Data

Test Laboratory: QuieTek Date/Time: 5/23/2014

802.11b_1-Bottom(NB Mode) Main-ACON
DUT: Notebook PC; Type: NX500J
Communication System: UID 0, WLAN 2.4G; Frequency: 2412 MHz;
Communication System PAR: 0 dB
Medium parameters used: f = 2412 MHz; σ = 1.94 S/m; ε_r = 54.36; ρ = 1000 kg/m^3
Phantom section: Flat Section
Ambient Temperature (°C) : 23.3, Liquid Temperature (°C) : 21.4
Measurement Standard: DASY5 (IEEE/IEC/ANSI C63.19-2007)
DASY5 Configuration:

- Probe: EX3DV4 - SN3698; ConvF(6.61, 6.61, 6.61); Calibrated: 7/31/2013;
- Sensor-Surface: 3mm (Mechanical Surface Detection)
- Electronics: DAE4 Sn502; Calibrated: 4/23/2014
- Phantom: SAM with right table; Type: SAM;
- Measurement SW: DASY52, Version 52.8 (7); SEMCAD X Version 14.6.10 (7164)

Configuration/Body/Area Scan (6x9x1): Measurement grid: dx=12mm, dy=12mm
Maximum value of SAR (measured) = 1.12 W/kg

Configuration/Body/Zoom Scan (7x7x7) (7x7x7)/Cube 0: Measurement grid: dx=5mm, dy=5mm, dz=5mm
Reference Value = 13.341 V/m; Power Drift = -0.01 dB
Peak SAR (extrapolated) = 2.10 W/kg
SAR(1 g) = 0.821 W/kg; SAR(10 g) = 0.304 W/kg
Maximum value of SAR (measured) = 1.20 W/kg

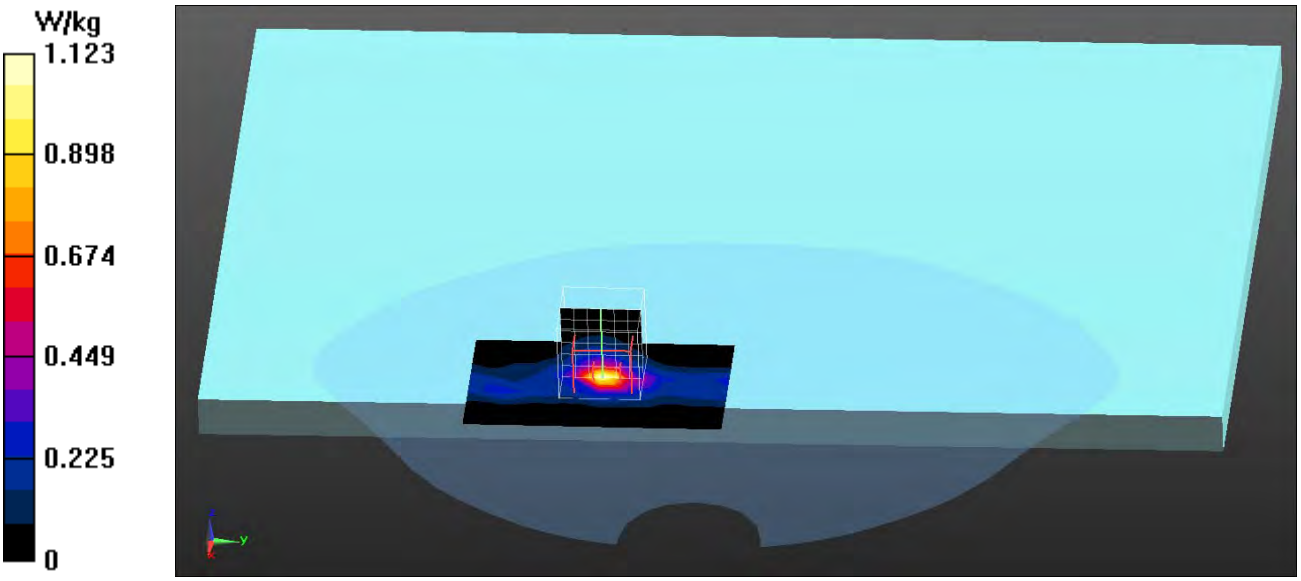

Test Laboratory: QuieTek Date/Time: 5/23/2014

802.11b_6-Bottom(NB Mode) Main-ACON
DUT: Notebook PC; Type: NX500J
Communication System: UID 0, WLAN 2.4G; Frequency: 2437 MHz;
Communication System PAR: 0 dB
Medium parameters used: f = 2437 MHz; σ = 1.97 S/m; ε_r = 54.12; ρ = 1000 kg/m^3
Phantom section: Flat Section
Ambient Temperature (°C) : 23.3, Liquid Temperature (°C) : 21.4
Measurement Standard: DASY5 (IEEE/IEC/ANSI C63.19-2007)
DASY5 Configuration:

- Probe: EX3DV4 - SN3698; ConvF(6.61, 6.61, 6.61); Calibrated: 7/31/2013;
- Sensor-Surface: 3mm (Mechanical Surface Detection)
- Electronics: DAE4 Sn502; Calibrated: 4/23/2014
- Phantom: SAM with right table; Type: SAM;
- Measurement SW: DASY52, Version 52.8 (7); SEMCAD X Version 14.6.10 (7164)

Configuration/Body/Area Scan (6x9x1): Measurement grid: dx=12mm, dy=12mm
Maximum value of SAR (measured) = 1.28 W/kg

Configuration/Body/Zoom Scan (7x7x7) (7x7x7)/Cube 0: Measurement grid: dx=5mm, dy=5mm, dz=5mm
Reference Value = 12.705 V/m; Power Drift = 0.03 dB
Peak SAR (extrapolated) = 2.39 W/kg
SAR(1 g) = 0.938 W/kg; SAR(10 g) = 0.347 W/kg
Maximum value of SAR (measured) = 1.36 W/kg

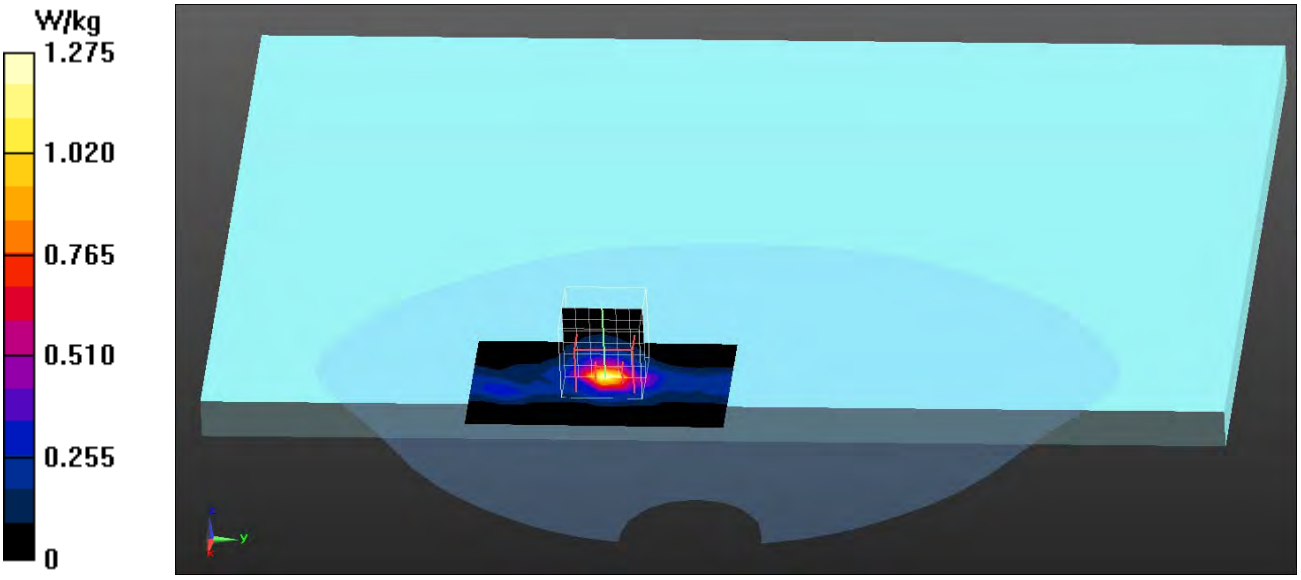

Test Laboratory: QuieTek Date/Time: 5/23/2014

802.11b_11-Bottom(NB Mode) Main-ACON
DUT: Notebook PC; Type: NX500J
Communication System: UID 0, WLAN 2.4G; Frequency: 2462 MHz;
Communication System PAR: 0 dB
Medium parameters used: f = 2462 MHz; σ = 2.01 S/m; ε_r = 53.66; ρ = 1000 kg/m^3
Phantom section: Flat Section
Ambient Temperature (°C) : 23.3, Liquid Temperature (°C) : 21.4
Measurement Standard: DASY5 (IEEE/IEC/ANSI C63.19-2007)
DASY5 Configuration:

- Probe: EX3DV4 - SN3698; ConvF(6.61, 6.61, 6.61); Calibrated: 7/31/2013;
- Sensor-Surface: 3mm (Mechanical Surface Detection)
- Electronics: DAE4 Sn502; Calibrated: 4/23/2014
- Phantom: SAM with right table; Type: SAM;
- Measurement SW: DASY52, Version 52.8 (7); SEMCAD X Version 14.6.10 (7164)

Configuration/Body/Area Scan (6x9x1): Measurement grid: dx=12mm, dy=12mm
Maximum value of SAR (measured) = 1.54 W/kg

Configuration/Body/Zoom Scan (7x7x7) (7x7x7)/Cube 0: Measurement grid: dx=5mm, dy=5mm, dz=5mm
Reference Value = 12.186 V/m; Power Drift = -0.17 dB
Peak SAR (extrapolated) = 2.91 W/kg
SAR(1 g) = 1.13 W/kg; SAR(10 g) = 0.418 W/kg
Maximum value of SAR (measured) = 1.66 W/kg

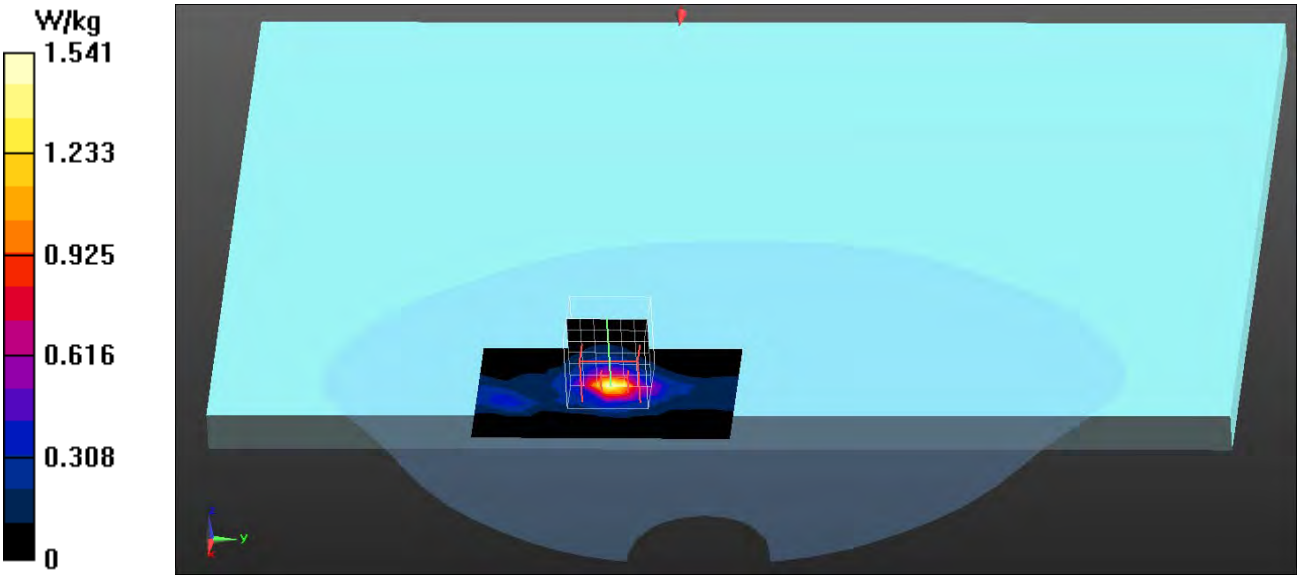

Test Laboratory: QuieTek Date/Time: 5/23/2014

802.11b_1-Bottom(NB Mode) MIMO-ACON
DUT: Notebook PC; Type: NX500J
Communication System: UID 0, WLAN 2.4G; Frequency: 2412 MHz;
Communication System PAR: 0 dB
Medium parameters used: f = 2412 MHz; σ = 1.94 S/m; ε_r = 54.36; ρ = 1000 kg/m^3
Phantom section: Flat Section
Ambient Temperature (°C) : 23.3, Liquid Temperature (°C) : 21.4
Measurement Standard: DASY5 (IEEE/IEC/ANSI C63.19-2007)
DASY5 Configuration:

- Probe: EX3DV4 - SN3698; ConvF(6.61, 6.61, 6.61); Calibrated: 7/31/2013;
- Sensor-Surface: 3mm (Mechanical Surface Detection)
- Electronics: DAE4 Sn502; Calibrated: 4/23/2014
- Phantom: SAM with right table; Type: SAM;
- Measurement SW: DASY52, Version 52.8 (7); SEMCAD X Version 14.6.10 (7164)

Configuration/Body/Area Scan (6x9x1): Measurement grid: dx=12mm, dy=12mm
Maximum value of SAR (measured) = 1.03 W/kg

Configuration/Body/Zoom Scan (7x7x7) (7x7x7)/Cube 0: Measurement grid: dx=5mm, dy=5mm, dz=5mm
Reference Value = 10.334 V/m; Power Drift = 0.12 dB
Peak SAR (extrapolated) = 2.45 W/kg
SAR(1 g) = 0.991 W/kg; SAR(10 g) = 0.402 W/kg
Maximum value of SAR (measured) = 1.42 W/kg

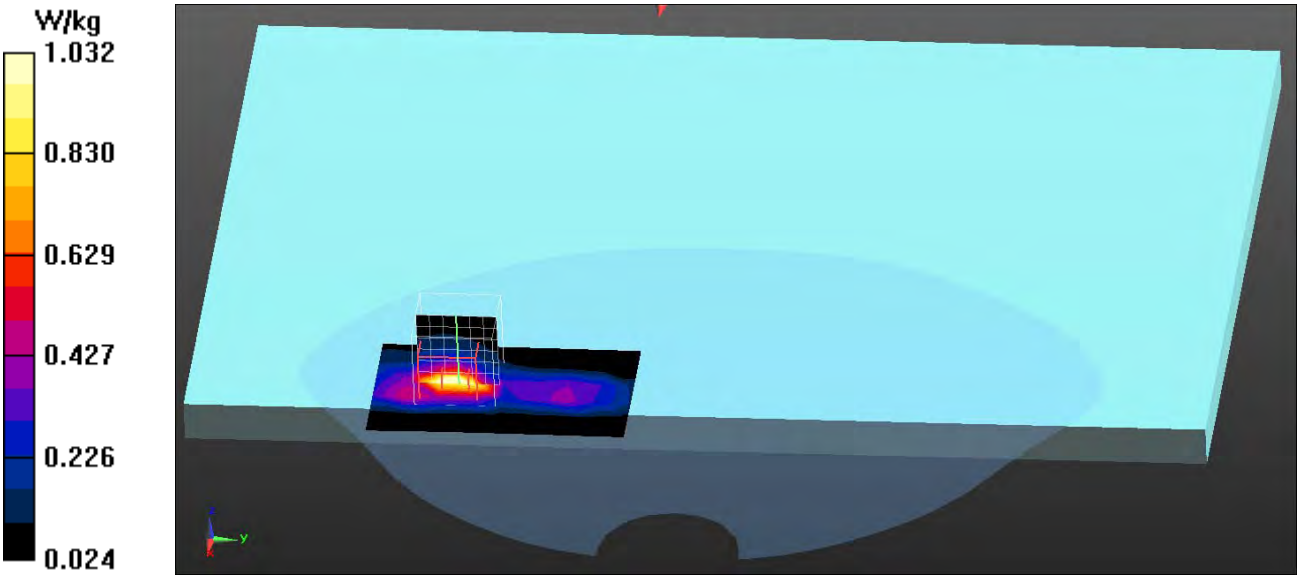

Test Laboratory: QuieTek Date/Time: 5/23/2014

802.11b_6-Bottom(NB Mode) MIMO-ACON
DUT: Notebook PC; Type: NX500J
Communication System: UID 0, WLAN 2.4G; Frequency: 2437 MHz;
Communication System PAR: 0 dB
Medium parameters used: f = 2437 MHz; σ = 1.97 S/m; ε_r = 54.12; ρ = 1000 kg/m^3
Phantom section: Flat Section
Ambient Temperature (°C) : 23.3, Liquid Temperature (°C) : 21.4
Measurement Standard: DASY5 (IEEE/IEC/ANSI C63.19-2007)
DASY5 Configuration:

- Probe: EX3DV4 - SN3698; ConvF(6.61, 6.61, 6.61); Calibrated: 7/31/2013;
- Sensor-Surface: 3mm (Mechanical Surface Detection)
- Electronics: DAE4 Sn502; Calibrated: 4/23/2014
- Phantom: SAM with right table; Type: SAM;
- Measurement SW: DASY52, Version 52.8 (7); SEMCAD X Version 14.6.10 (7164)

Configuration/Body/Area Scan (6x9x1): Measurement grid: dx=12mm, dy=12mm
Maximum value of SAR (measured) = 0.988 W/kg

Configuration/Body/Zoom Scan (7x7x7) (7x7x7)/Cube 0: Measurement grid: dx=5mm, dy=5mm, dz=5mm
Reference Value = 10.116 V/m; Power Drift = 0.10 dB
Peak SAR (extrapolated) = 2.51 W/kg
SAR(1 g) = 1.01 W/kg; SAR(10 g) = 0.408 W/kg
Maximum value of SAR (measured) = 1.42 W/kg

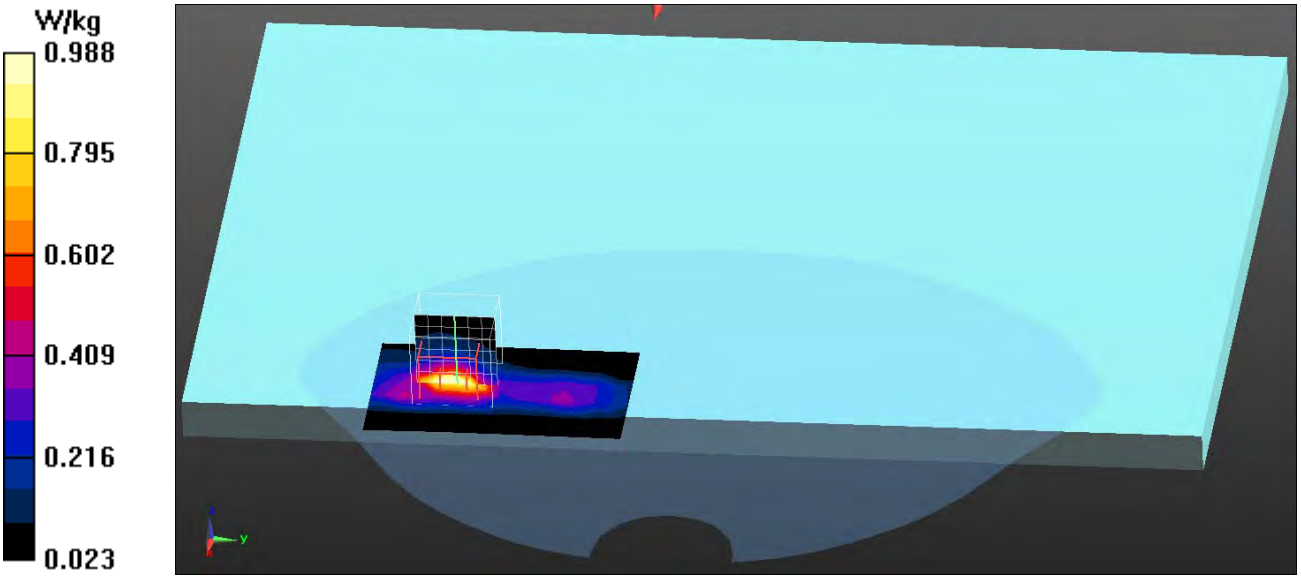

Test Laboratory: QuieTek Date/Time: 5/23/2014

802.11b_11-Bottom(NB Mode) MIMO-ACON
DUT: Notebook PC; Type: NX500J
Communication System: UID 0, WLAN 2.4G; Frequency: 2462 MHz;
Communication System PAR: 0 dB
Medium parameters used: f = 2462 MHz; σ = 2.01 S/m; ε_r = 53.66; ρ = 1000 kg/m^3
Phantom section: Flat Section
Ambient Temperature (°C) : 23.3, Liquid Temperature (°C) : 21.4
Measurement Standard: DASY5 (IEEE/IEC/ANSI C63.19-2007)
DASY5 Configuration:

- Probe: EX3DV4 - SN3698; ConvF(6.61, 6.61, 6.61); Calibrated: 7/31/2013;
- Sensor-Surface: 3mm (Mechanical Surface Detection)
- Electronics: DAE4 Sn502; Calibrated: 4/23/2014
- Phantom: SAM with right table; Type: SAM;
- Measurement SW: DASY52, Version 52.8 (7); SEMCAD X Version 14.6.10 (7164)

Configuration/Body/Area Scan (6x21x1): Measurement grid: dx=12mm, dy=12mm
Maximum value of SAR (measured) = 1.31 W/kg

Configuration/Body/Zoom Scan (7x7x7) (7x7x7)/Cube 0: Measurement grid: dx=5mm, dy=5mm, dz=5mm
Reference Value = 11.048 V/m; Power Drift = -0.03 dB
Peak SAR (extrapolated) = 3.16 W/kg
SAR(1 g) = 1.17 W/kg; SAR(10 g) = 0.476 W/kg
Maximum value of SAR (measured) = 1.78 W/kg

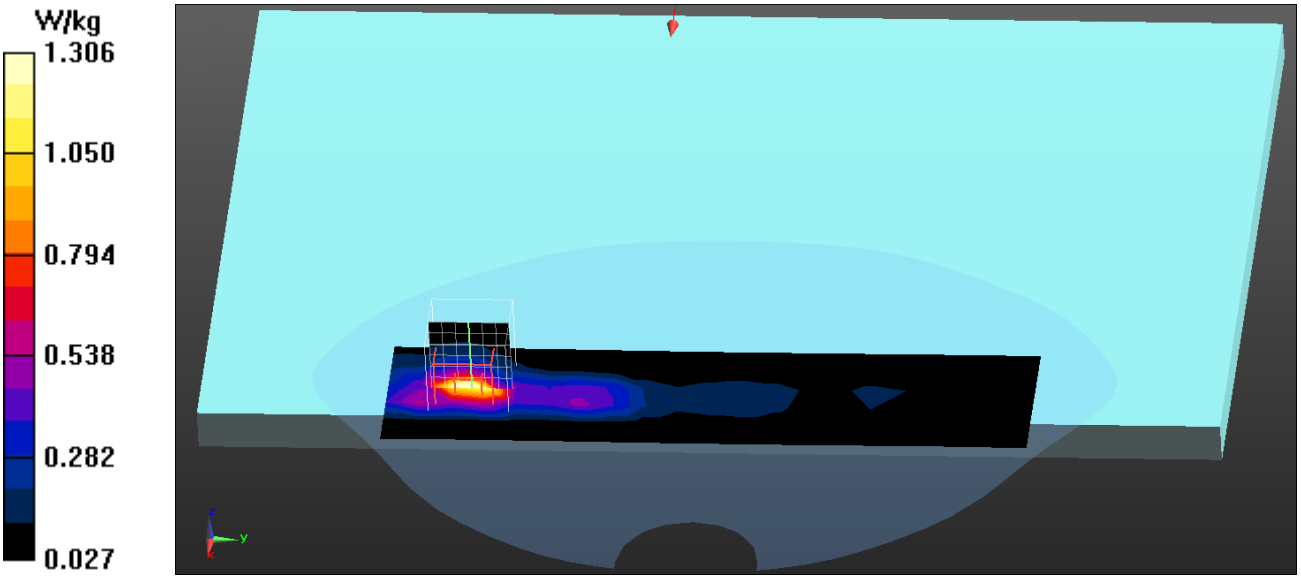

Test Laboratory: QuieTek Date/Time: 5/23/2014

802.11b_1-Bottom(NB Mode) Aux-ACON
DUT: Notebook PC; Type: NX500J
Communication System: UID 0, WLAN 2.4G; Frequency: 2412 MHz;
Communication System PAR: 0 dB
Medium parameters used: f = 2412 MHz; σ = 1.94 S/m; ε_r = 54.36; ρ = 1000 kg/m^3
Phantom section: Flat Section
Ambient Temperature (°C) : 23.3, Liquid Temperature (°C) : 21.4
Measurement Standard: DASY5 (IEEE/IEC/ANSI C63.19-2007)
DASY5 Configuration:

- Probe: EX3DV4 - SN3698; ConvF(6.61, 6.61, 6.61); Calibrated: 7/31/2013;
- Sensor-Surface: 3mm (Mechanical Surface Detection)
- Electronics: DAE4 Sn502; Calibrated: 4/23/2014
- Phantom: SAM with right table; Type: SAM;
- Measurement SW: DASY52, Version 52.8 (7); SEMCAD X Version 14.6.10 (7164)

Configuration/Body/Area Scan (6x10x1): Measurement grid: dx=12mm, dy=12mm
Maximum value of SAR (measured) = 1.46 W/kg

Configuration/Body/Zoom Scan (7x7x7) (7x7x7)/Cube 0: Measurement grid: dx=5mm, dy=5mm, dz=5mm
Reference Value = 11.668 V/m; Power Drift = 0.15 dB
Peak SAR (extrapolated) = 2.91 W/kg
SAR(1 g) = 1.12 W/kg; SAR(10 g) = 0.441 W/kg
Maximum value of SAR (measured) = 1.61 W/kg

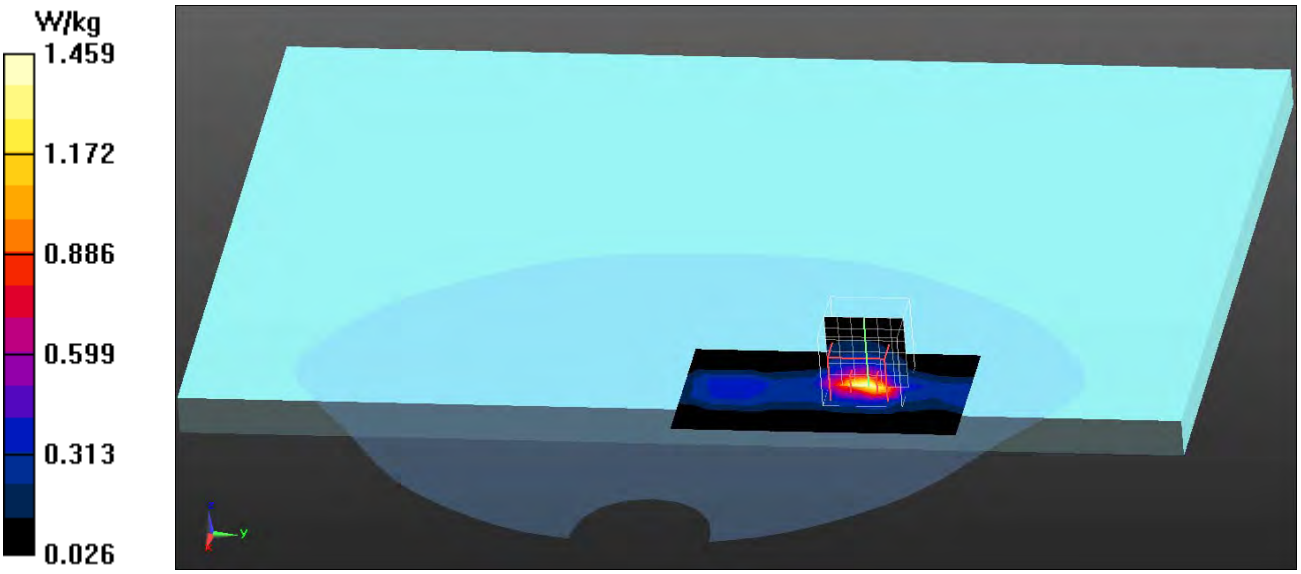

Test Laboratory: QuieTek Date/Time: 5/23/2014

802.11b_6-Bottom(NB Mode) Aux-ACON
DUT: Notebook PC; Type: NX500J
Communication System: UID 0, WLAN 2.4G; Frequency: 2437 MHz;
Communication System PAR: 0 dB
Medium parameters used: f = 2437 MHz; σ = 1.97 S/m; ε_r = 54.12; ρ = 1000 kg/m^3
Phantom section: Flat Section
Ambient Temperature (°C) : 23.3, Liquid Temperature (°C) : 21.4
Measurement Standard: DASY5 (IEEE/IEC/ANSI C63.19-2007)
DASY5 Configuration:

- Probe: EX3DV4 - SN3698; ConvF(6.61, 6.61, 6.61); Calibrated: 7/31/2013;
- Sensor-Surface: 3mm (Mechanical Surface Detection)
- Electronics: DAE4 Sn502; Calibrated: 4/23/2014
- Phantom: SAM with right table; Type: SAM;
- Measurement SW: DASY52, Version 52.8 (7); SEMCAD X Version 14.6.10 (7164)

Configuration/Body/Area Scan (6x21x1): Measurement grid: dx=12mm, dy=12mm
Maximum value of SAR (measured) = 1.52 W/kg

Configuration/Body/Zoom Scan (7x7x7) (7x7x7)/Cube 0: Measurement grid: dx=5mm, dy=5mm, dz=5mm
Reference Value = 11.513 V/m; Power Drift = 0.11 dB
Peak SAR (extrapolated) = 2.98 W/kg
SAR(1 g) = 1.13 W/kg; SAR(10 g) = 0.418 W/kg
Maximum value of SAR (measured) = 1.66 W/kg

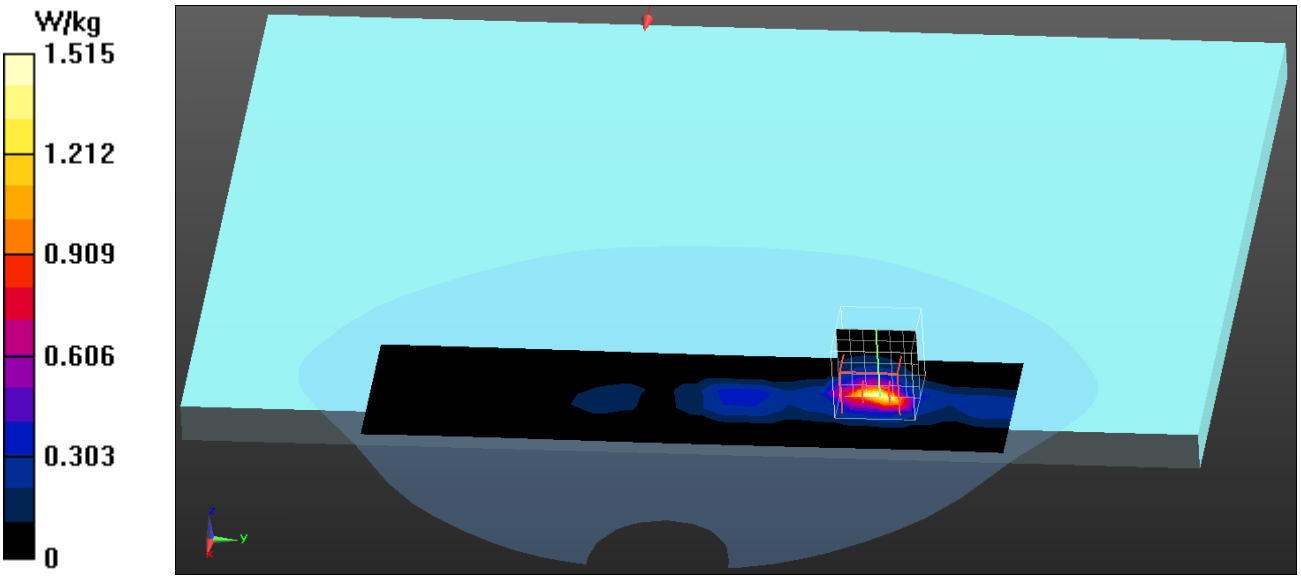

Test Laboratory: QuieTek Date/Time: 5/23/2014

802.11b_11-Bottom(NB Mode) Aux-ACON
DUT: Notebook PC; Type: NX500J
Communication System: UID 0, WLAN 2.4G; Frequency: 2462 MHz;
Communication System PAR: 0 dB
Medium parameters used: f = 2462 MHz; σ = 2.01 S/m; ε_r = 53.66; ρ = 1000 kg/m^3
Phantom section: Flat Section
Ambient Temperature (°C) : 23.3, Liquid Temperature (°C) : 21.4
Measurement Standard: DASY5 (IEEE/IEC/ANSI C63.19-2007)
DASY5 Configuration:

- Probe: EX3DV4 - SN3698; ConvF(6.61, 6.61, 6.61); Calibrated: 7/31/2013;
- Sensor-Surface: 3mm (Mechanical Surface Detection)
- Electronics: DAE4 Sn502; Calibrated: 4/23/2014
- Phantom: SAM with right table; Type: SAM;
- Measurement SW: DASY52, Version 52.8 (7); SEMCAD X Version 14.6.10 (7164)

Configuration/Body/Area Scan (6x10x1): Measurement grid: dx=12mm, dy=12mm
Maximum value of SAR (measured) = 1.53 W/kg

Configuration/Body/Zoom Scan (7x7x7) (7x7x7)/Cube 0: Measurement grid: dx=5mm, dy=5mm, dz=5mm
Reference Value = 11.836 V/m; Power Drift = -0.05 dB
Peak SAR (extrapolated) = 2.93 W/kg
SAR(1 g) = 1.1 W/kg; SAR(10 g) = 0.406 W/kg
Maximum value of SAR (measured) = 1.60 W/kg

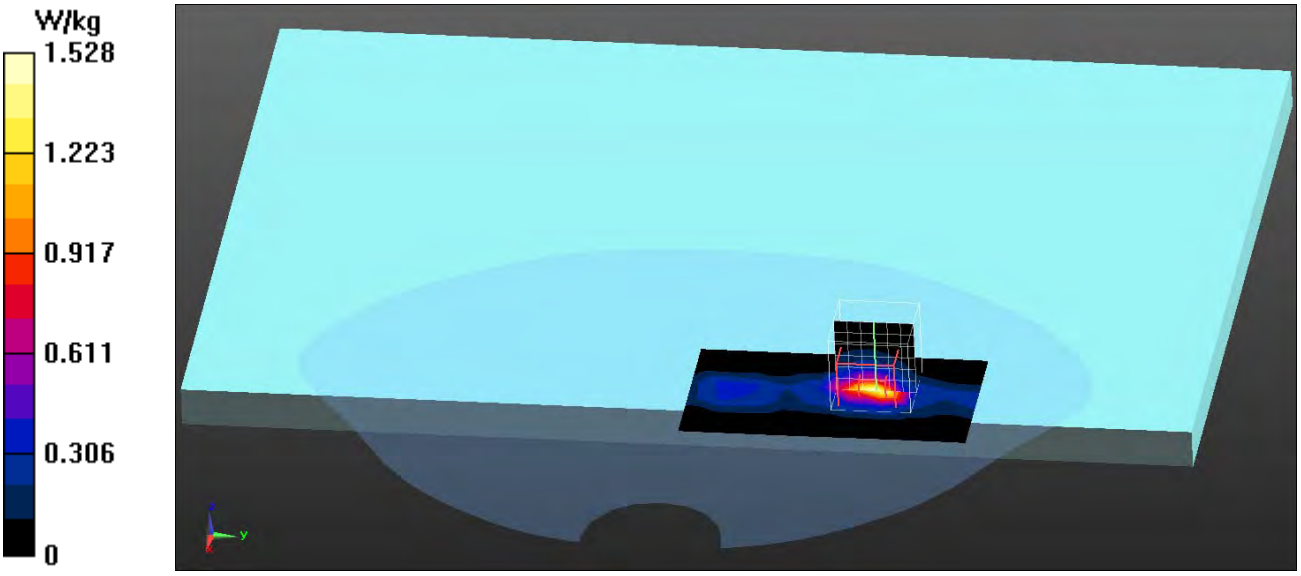

Test Laboratory: QuieTek Date/Time: 5/23/2014

802.11g_6-Bottom(NB Mode) Main-ACON
DUT: Notebook PC; Type: NX500J
Communication System: UID 0, WLAN 2.4G; Frequency: 2437 MHz;
Communication System PAR: 0 dB
Medium parameters used: f = 2437 MHz; σ = 1.97 S/m; ε_r = 54.12; ρ = 1000 kg/m^3
Phantom section: Flat Section
Ambient Temperature (°C) : 23.3, Liquid Temperature (°C) : 21.4
Measurement Standard: DASY5 (IEEE/IEC/ANSI C63.19-2007)
DASY5 Configuration:

- Probe: EX3DV4 - SN3698; ConvF(6.61, 6.61, 6.61); Calibrated: 7/31/2013;
- Sensor-Surface: 3mm (Mechanical Surface Detection)
- Electronics: DAE4 Sn502; Calibrated: 4/23/2014
- Phantom: SAM with right table; Type: SAM;
- Measurement SW: DASY52, Version 52.8 (7); SEMCAD X Version 14.6.10 (7164)

Configuration/Body/Area Scan (6x21x1): Measurement grid: dx=12mm, dy=12mm
Maximum value of SAR (measured) = 1.19 W/kg

Configuration/Body/Zoom Scan (7x7x7) (7x7x7)/Cube 0: Measurement grid: dx=5mm, dy=5mm, dz=5mm
Reference Value = 12.038 V/m; Power Drift = 0.18 dB
Peak SAR (extrapolated) = 2.24 W/kg
SAR(1 g) = 0.880 W/kg; SAR(10 g) = 0.326 W/kg
Maximum value of SAR (measured) = 1.29 W/kg

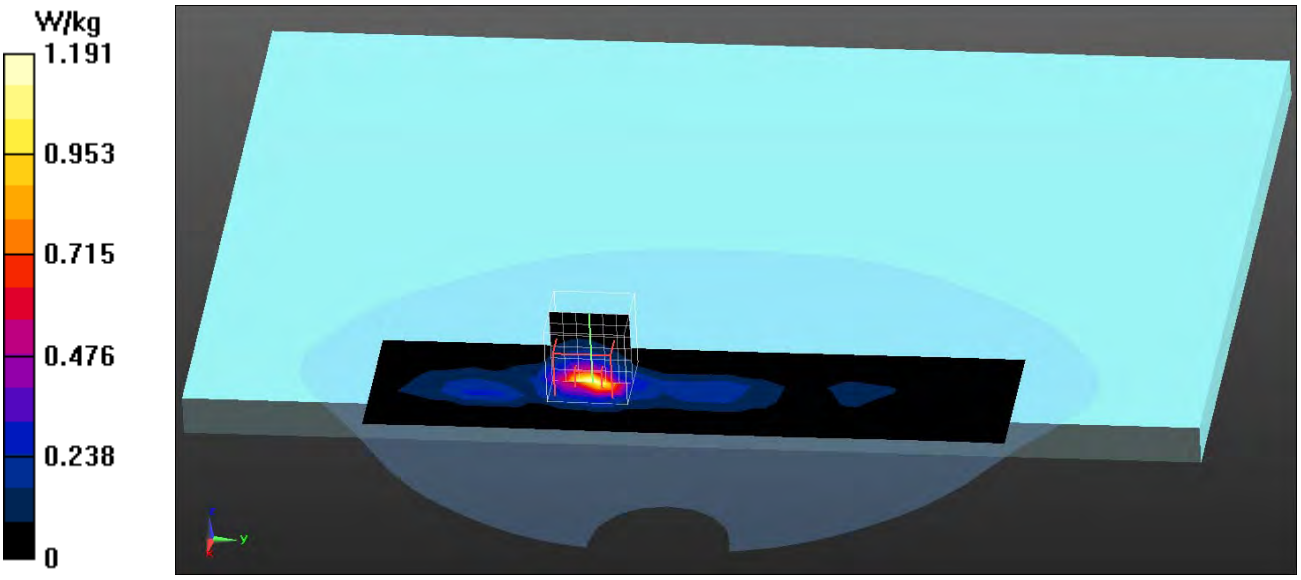

Test Laboratory: QuieTek Date/Time: 5/23/2014

802.11g_6-Bottom(NB Mode) MIMO-ACON
DUT: Notebook PC; Type: NX500J
Communication System: UID 0, WLAN 2.4G; Frequency: 2437 MHz;
Communication System PAR: 0 dB
Medium parameters used: f = 2437 MHz; σ = 1.97 S/m; ε_r = 54.12; ρ = 1000 kg/m^3
Phantom section: Flat Section
Ambient Temperature (°C) : 23.3, Liquid Temperature (°C) : 21.4
Measurement Standard: DASY5 (IEEE/IEC/ANSI C63.19-2007)
DASY5 Configuration:

- Probe: EX3DV4 - SN3698; ConvF(6.61, 6.61, 6.61); Calibrated: 7/31/2013;
- Sensor-Surface: 3mm (Mechanical Surface Detection)
- Electronics: DAE4 Sn502; Calibrated: 4/23/2014
- Phantom: SAM with right table; Type: SAM;
- Measurement SW: DASY52, Version 52.8 (7); SEMCAD X Version 14.6.10 (7164)

Configuration/Body/Area Scan (6x9x1): Measurement grid: dx=12mm, dy=12mm
Maximum value of SAR (measured) = 1.13 W/kg

Configuration/Body/Zoom Scan (7x7x7) (7x7x7)/Cube 0: Measurement grid: dx=5mm, dy=5mm, dz=5mm
Reference Value = 10.597 V/m; Power Drift = -0.18 dB
Peak SAR (extrapolated) = 2.67 W/kg
SAR(1 g) = 1.05 W/kg; SAR(10 g) = 0.408 W/kg
Maximum value of SAR (measured) = 1.52 W/kg

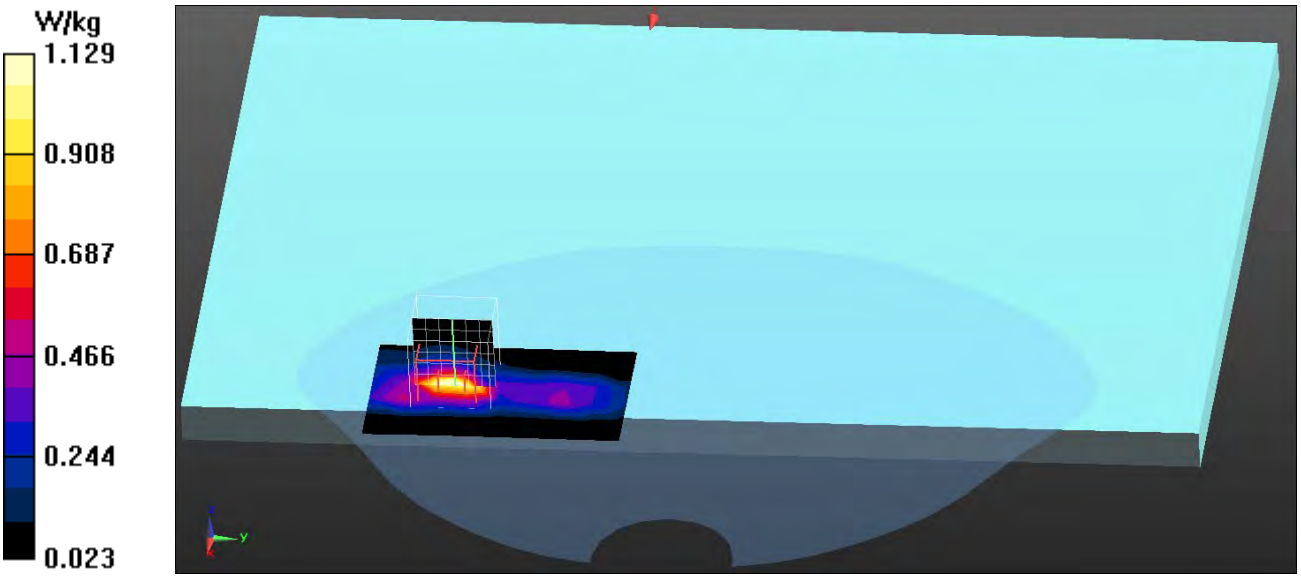

Test Laboratory: QuieTek Date/Time: 5/23/2014

802.11g_6-Bottom(NB Mode) Aux-ACON
DUT: Notebook PC; Type: NX500J
Communication System: UID 0, WLAN 2.4G; Frequency: 2437 MHz;
Communication System PAR: 0 dB
Medium parameters used: f = 2437 MHz; σ = 1.97 S/m; ε_r = 54.12; ρ = 1000 kg/m^3
Phantom section: Flat Section
Ambient Temperature (°C) : 23.3, Liquid Temperature (°C) : 21.4
Measurement Standard: DASY5 (IEEE/IEC/ANSI C63.19-2007)
DASY5 Configuration:

- Probe: EX3DV4 - SN3698; ConvF(6.61, 6.61, 6.61); Calibrated: 7/31/2013;
- Sensor-Surface: 3mm (Mechanical Surface Detection)
- Electronics: DAE4 Sn502; Calibrated: 4/23/2014
- Phantom: SAM with right table; Type: SAM;
- Measurement SW: DASY52, Version 52.8 (7); SEMCAD X Version 14.6.10 (7164)

Configuration/Body/Area Scan (6x10x1): Measurement grid: dx=12mm, dy=12mm
Maximum value of SAR (measured) = 1.45 W/kg

Configuration/Body/Zoom Scan (7x7x7) (7x7x7)/Cube 0: Measurement grid: dx=5mm, dy=5mm, dz=5mm
Reference Value = 12.199 V/m; Power Drift = -0.03 dB
Peak SAR (extrapolated) = 2.92 W/kg
SAR(1 g) = 1.11 W/kg; SAR(10 g) = 0.436 W/kg
Maximum value of SAR (measured) = 1.59 W/kg

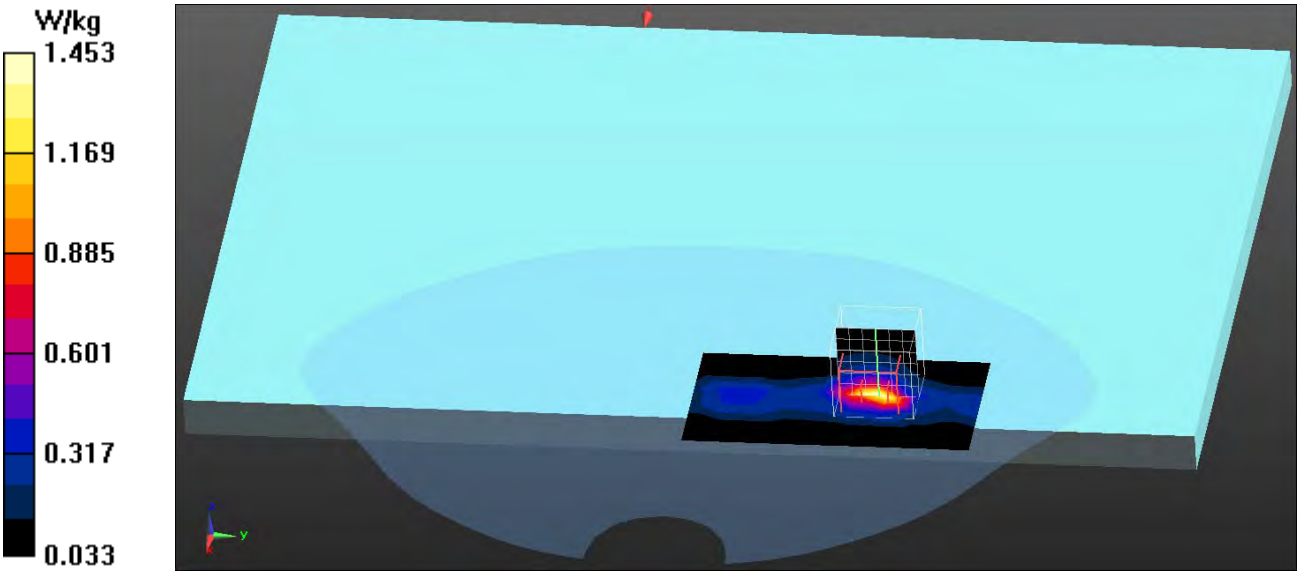

Test Laboratory: QuieTek Date/Time: 5/23/2014

802.11n-20M_6-Bottom(NB Mode) Main + MIMO + Aux-ACON
DUT: Notebook PC; Type: NX500J
Communication System: UID 0, WLAN 2.4G; Frequency: 2437 MHz;
Communication System PAR: 0 dB
Medium parameters used: f = 2437 MHz; σ = 1.97 S/m; ε_r = 54.12; ρ = 1000 kg/m^3
Phantom section: Flat Section
Ambient Temperature (°C) : 23.3, Liquid Temperature (°C) : 21.4
Measurement Standard: DASY5 (IEEE/IEC/ANSI C63.19-2007)
DASY5 Configuration:

- Probe: EX3DV4 - SN3698; ConvF(6.61, 6.61, 6.61); Calibrated: 7/31/2013;
- Sensor-Surface: 3mm (Mechanical Surface Detection)
- Electronics: DAE4 Sn502; Calibrated: 4/23/2014
- Phantom: SAM with right table; Type: SAM;
- Measurement SW: DASY52, Version 52.8 (7); SEMCAD X Version 14.6.10 (7164)

Configuration/Body/Area Scan (6x21x1): Measurement grid: dx=12mm, dy=12mm
Maximum value of SAR (measured) = 1.45 W/kg
Configuration/Body/Zoom Scan (7x7x7) (7x7x7)/Cube Main: Measurement grid: dx=5mm, dy=5mm, dz=5mm
Reference Value = 18.216 V/m; Power Drift = -0.09 dB
Peak SAR (extrapolated) = 2.70 W/kg
SAR(1 g) = 1.13 W/kg; SAR(10 g) = 0.472 W/kg
Maximum value of SAR (measured) = 1.60 W/kg
Configuration/Body/Zoom Scan (7x7x7) (7x7x7)/Cube MIMO: Measurement grid: dx=5mm, dy=5mm, dz=5mm
Reference Value = 18.216 V/m; Power Drift = -0.09 dB
Peak SAR (extrapolated) = 2.40 W/kg
SAR(1 g) = 0.988 W/kg; SAR(10 g) = 0.402 W/kg
Maximum value of SAR (measured) = 1.40 W/kg
Configuration/Body/Zoom Scan (7x7x7) (7x7x7)/Cube Aux: Measurement grid: dx=5mm, dy=5mm, dz=5mm
Reference Value = 18.216 V/m; Power Drift = -0.09 dB
Peak SAR (extrapolated) = 2.95 W/kg
SAR(1 g) = 1.12 W/kg; SAR(10 g) = 0.436 W/kg
Maximum value of SAR (measured) = 1.64 W/kg

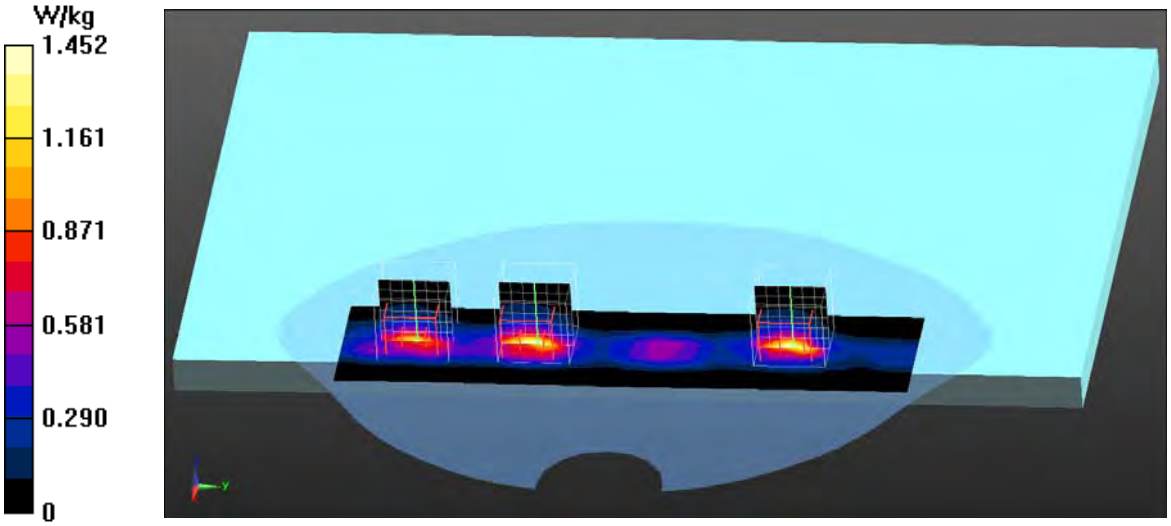

Test Laboratory: QuieTek Date/Time: 5/23/2014

802.11n-40M_6-Bottom(NB Mode) Main + MIMO + Aux-ACON
DUT: Notebook PC; Type: NX500J
Communication System: UID 0, WLAN 2.4G; Frequency: 2437 MHz;
Communication System PAR: 0 dB
Medium parameters used: f = 2437 MHz; σ = 1.97 S/m; ε_r = 54.12; ρ = 1000 kg/m^3
Phantom section: Flat Section
Ambient Temperature (°C) : 23.3, Liquid Temperature (°C) : 21.4
Measurement Standard: DASY5 (IEEE/IEC/ANSI C63.19-2007)
DASY5 Configuration:

- Probe: EX3DV4 - SN3698; ConvF(6.61, 6.61, 6.61); Calibrated: 7/31/2013;
- Sensor-Surface: 3mm (Mechanical Surface Detection)
- Electronics: DAE4 Sn502; Calibrated: 4/23/2014
- Phantom: SAM with right table; Type: SAM;
- Measurement SW: DASY52, Version 52.8 (7); SEMCAD X Version 14.6.10 (7164)

Configuration/Body/Area Scan (6x21x1): Measurement grid: dx=12mm, dy=12mm
Maximum value of SAR (measured) = 1.15 W/kg

Configuration/Body/Zoom Scan (7x7x7) (7x7x7)/Cube Main: Measurement grid: dx=5mm, dy=5mm, dz=5mm
Reference Value = 14.818 V/m; Power Drift = 0.11 dB
Peak SAR (extrapolated) = 2.25 W/kg
SAR(1 g) = 0.935 W/kg; SAR(10 g) = 0.377 W/kg
Maximum value of SAR (measured) = 1.32 W/kg

Configuration/Body/Zoom Scan (7x7x7) (7x7x7)/Cube Aux: Measurement grid: dx=5mm, dy=5mm, dz=5mm
Reference Value = 14.818 V/m; Power Drift = 0.11 dB
Peak SAR (extrapolated) = 2.38 W/kg
SAR(1 g) = 0.915 W/kg; SAR(10 g) = 0.343 W/kg
Maximum value of SAR (measured) = 1.31 W/kg

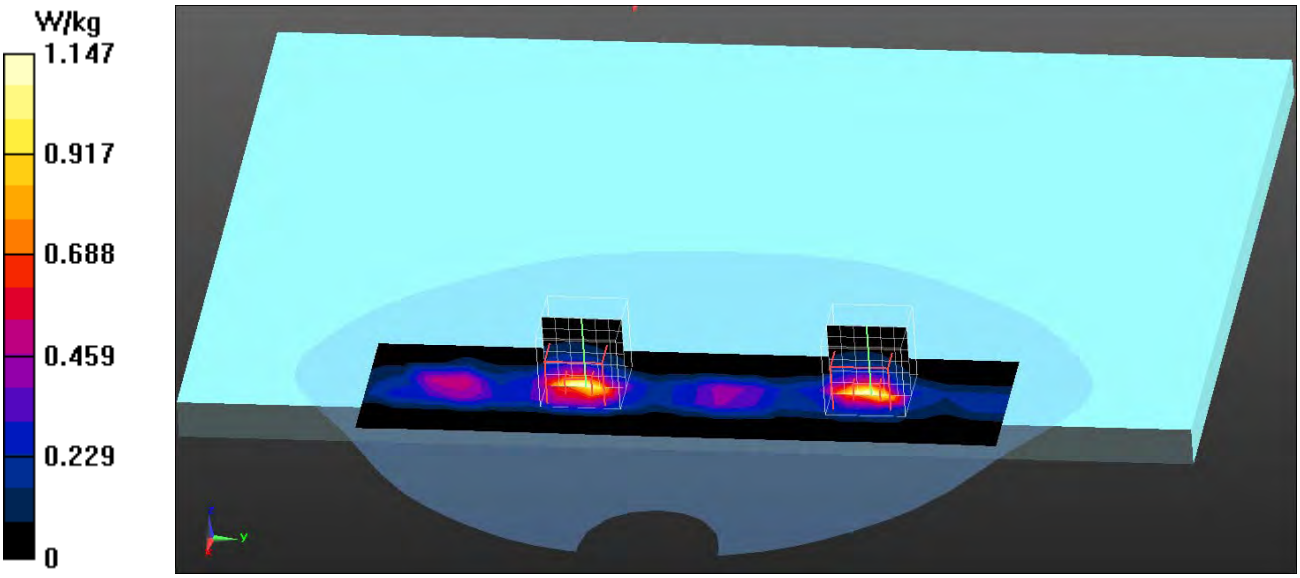

802.11b EUT Bottom (NB-Mode)- ACON MIMO Antenna Z-Axis plot
Channel: 11

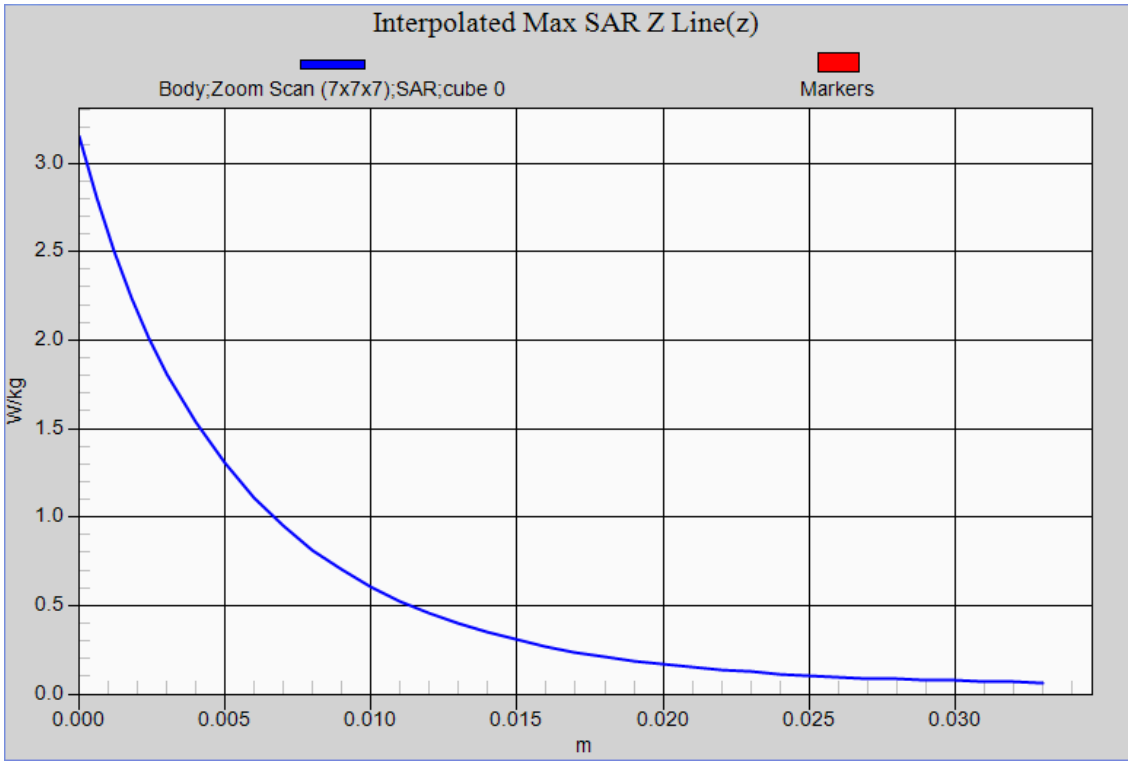

Test Laboratory: QuieTek Date/Time: 6/9/2014

802.11a_36-Bottom(NB Mode)- Main-ACON
DUT: Notebook PC; Type: NX500J
Communication System: UID 0, WLAN 5G; Frequency: 5180 MHz;
Communication System PAR: 0 dB
Medium parameters used: f = 5180 MHz; σ = 5.39 S/m; ε_r = 49.67; ρ = 1000 kg/m^3
Phantom section: Flat Section
Ambient Temperature (°C) : 24.1, Liquid Temperature (°C) : 22.3
Measurement Standard: DASY5 (IEEE/IEC/ANSI C63.19-2007)
DASY5 Configuration:

- Probe: EX3DV4 - SN3698; ConvF(4.33, 4.33, 4.33); Calibrated: 7/31/2013;
- Sensor-Surface: 1.4mm (Mechanical Surface Detection)
- Electronics: DAE4 Sn502; Calibrated: 4/23/2014
- Phantom: SAM with left table; Type: SAM;
- Measurement SW: DASY52, Version 52.8 (7); SEMCAD X Version 14.6.10 (7164)

Configuration/Body/Area Scan (6x11x1): Measurement grid: dx=10mm, dy=10mm
Maximum value of SAR (measured) = 0.725 W/kg

Configuration/Body/Zoom Scan (7x7x12) (7x7x12)/Cube 0: Measurement grid: dx=4mm, dy=4mm, dz=2mm
Reference Value = 5.947 V/m; Power Drift = -0.16 dB
Peak SAR (extrapolated) = 1.33 W/kg
SAR(1 g) = 0.345 W/kg; SAR(10 g) = 0.164 W/kg
Maximum value of SAR (measured) = 0.692 W/kg

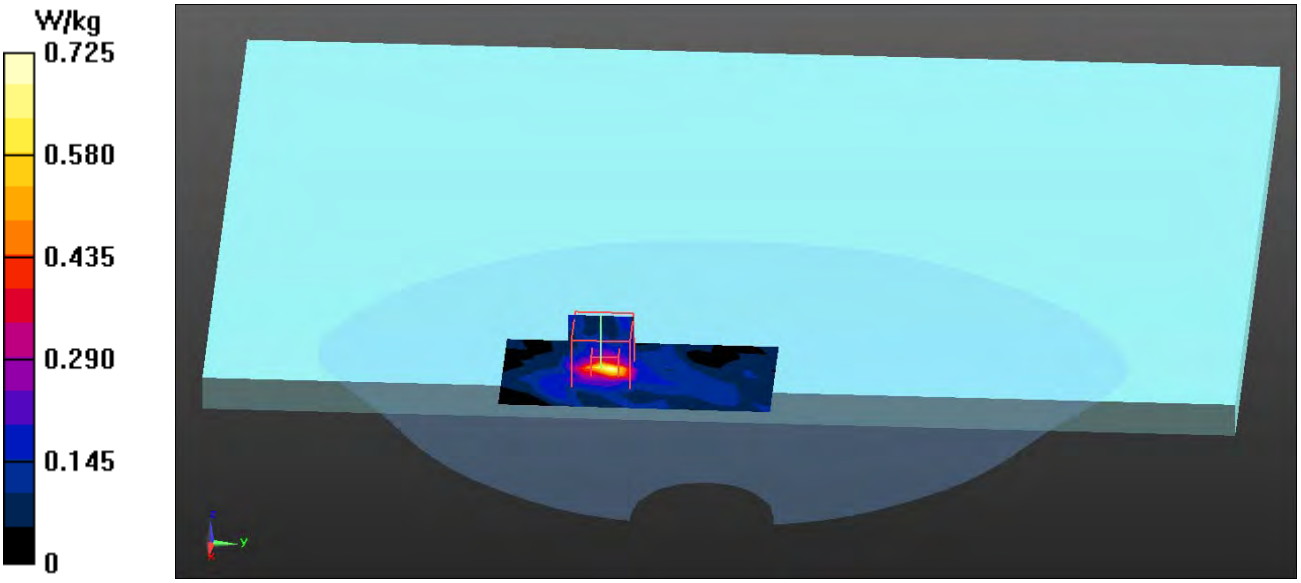

Test Laboratory: QuieTek Date/Time: 6/9/2014

802.11a_44-Bottom(NB Mode)- Main-ACON
DUT: Notebook PC; Type: NX500J
Communication System: UID 0, WLAN 5G; Frequency: 5220 MHz;
Communication System PAR: 0 dB
Medium parameters used: f = 5220 MHz; σ = 5.45 S/m; ε_r = 49.57; ρ = 1000 kg/m^3
Phantom section: Flat Section
Ambient Temperature (°C) : 24.1, Liquid Temperature (°C) : 22.3
Measurement Standard: DASY5 (IEEE/IEC/ANSI C63.19-2007)
DASY5 Configuration:

- Probe: EX3DV4 - SN3698; ConvF(4.33, 4.33, 4.33); Calibrated: 7/31/2013;
- Sensor-Surface: 1.4mm (Mechanical Surface Detection)
- Electronics: DAE4 Sn502; Calibrated: 4/23/2014
- Phantom: SAM with left table; Type: SAM;
- Measurement SW: DASY52, Version 52.8 (7); SEMCAD X Version 14.6.10 (7164)

Configuration/Body/Area Scan (6x11x1): Measurement grid: dx=10mm, dy=10mm
Maximum value of SAR (measured) = 0.854 W/kg

Configuration/Body/Zoom Scan (7x7x12) (7x7x12)/Cube 0: Measurement grid: dx=4mm, dy=4mm, dz=2mm
Reference Value = 4.930 V/m; Power Drift = 0.18 dB
Peak SAR (extrapolated) = 1.77 W/kg
SAR(1 g) = 0.406 W/kg; SAR(10 g) = 0.172 W/kg
Maximum value of SAR (measured) = 0.919 W/kg

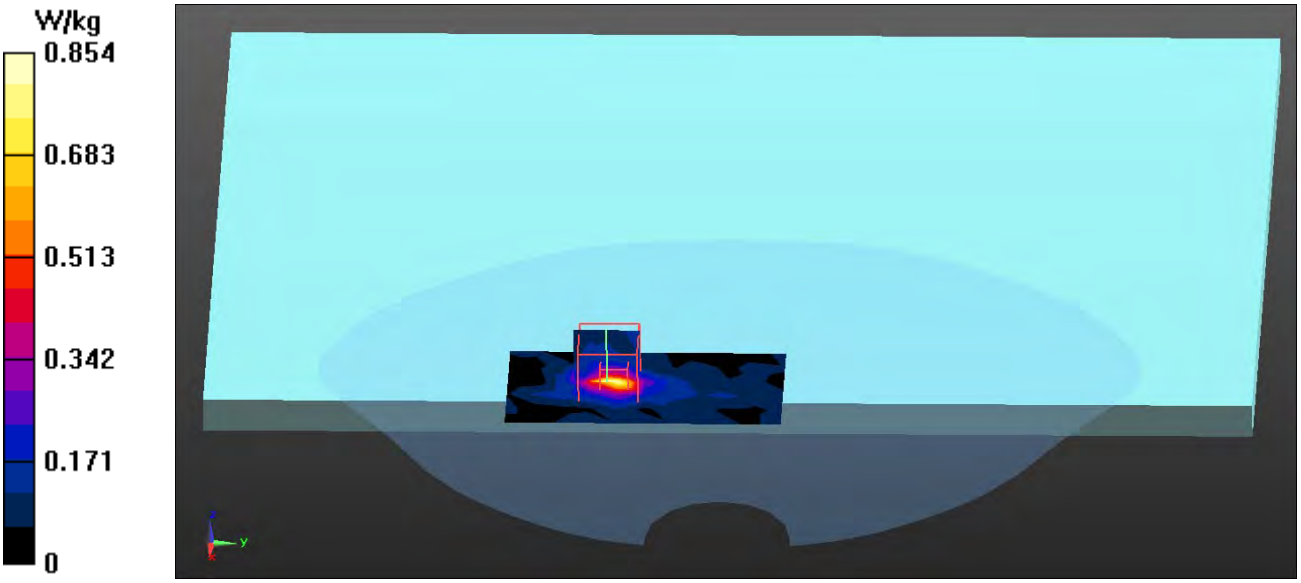

Test Laboratory: QuieTek Date/Time: 6/9/2014

802.11a_48-Bottom(NB Mode)- Main-ACON
DUT: Notebook PC; Type: NX500J
Communication System: UID 0, WLAN 5G; Frequency: 5240 MHz;
Communication System PAR: 0 dB
Medium parameters used: f = 5240 MHz; σ = 5.47 S/m; ε_r = 49.52; ρ = 1000 kg/m^3
Phantom section: Flat Section
Ambient Temperature (°C) : 24.1, Liquid Temperature (°C) : 22.3
Measurement Standard: DASY5 (IEEE/IEC/ANSI C63.19-2007)
DASY5 Configuration:

- Probe: EX3DV4 - SN3698; ConvF(4.33, 4.33, 4.33); Calibrated: 7/31/2013;
- Sensor-Surface: 1.4mm (Mechanical Surface Detection)
- Electronics: DAE4 Sn502; Calibrated: 4/23/2014
- Phantom: SAM with left table; Type: SAM;
- Measurement SW: DASY52, Version 52.8 (7); SEMCAD X Version 14.6.10 (7164)

Configuration/Body/Area Scan (6x11x1): Measurement grid: dx=10mm, dy=10mm
Maximum value of SAR (measured) = 0.909 W/kg

Configuration/Body/Zoom Scan (7x7x12) (7x7x12)/Cube 0: Measurement grid: dx=4mm, dy=4mm, dz=2mm
Reference Value = 4.229 V/m; Power Drift = 0.16 dB
Peak SAR (extrapolated) = 1.75 W/kg
SAR(1 g) = 0.406 W/kg; SAR(10 g) = 0.139 W/kg
Maximum value of SAR (measured) = 0.994 W/kg

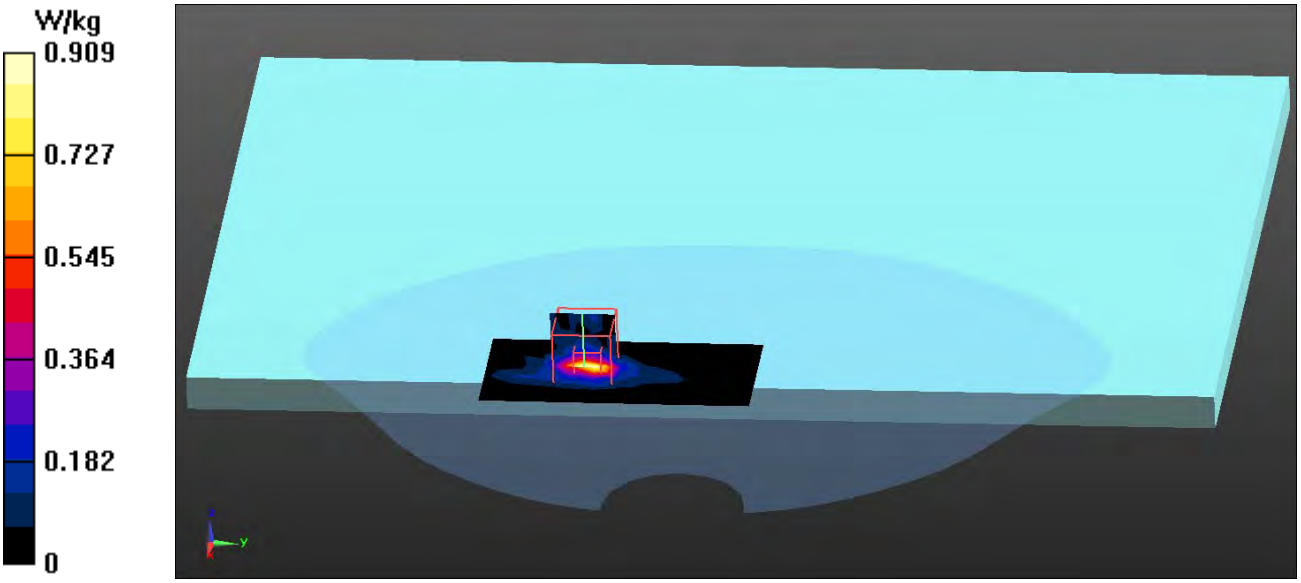

Test Laboratory: QuieTek Date/Time: 6/9/2014

802.11a_52-Bottom(NB Mode)- Main-ACON
DUT: Notebook PC; Type: NX500J
Communication System: UID 0, WLAN 5G; Frequency: 5260 MHz
Communication System PAR: 0 dB
Medium parameters used: f = 5260 MHz; σ = 5.45 S/m; ε_r = 49.48; ρ = 1000 kg/m^3
Phantom section: Flat Section
Ambient Temperature (°C) : 24.1, Liquid Temperature (°C) : 22.3
Measurement Standard: DASY5 (IEEE/IEC/ANSI C63.19-2007)
DASY5 Configuration:

- Probe: EX3DV4 - SN3698; ConvF(4.12, 4.12, 4.12); Calibrated: 7/31/2013;
- Sensor-Surface: 1.4mm (Mechanical Surface Detection)
- Electronics: DAE4 Sn502; Calibrated: 4/23/2014
- Phantom: SAM with left table; Type: SAM;
- Measurement SW: DASY52, Version 52.8 (7); SEMCAD X Version 14.6.10 (7164)

Configuration/Body/Area Scan (7x10x1): Measurement grid: dx=10mm, dy=10mm
Maximum value of SAR (measured) = 3.26 W/kg

Configuration/Body/Zoom Scan (7x7x12) (7x7x12)/Cube 0: Measurement grid: dx=4mm, dy=4mm, dz=2mm
Reference Value = 4.668 V/m; Power Drift = -0.18 dB
Peak SAR (extrapolated) = 5.78 W/kg
SAR(1 g) = 1.08 W/kg; SAR(10 g) = 0.269 W/kg
Maximum value of SAR (measured) = 3.10 W/kg

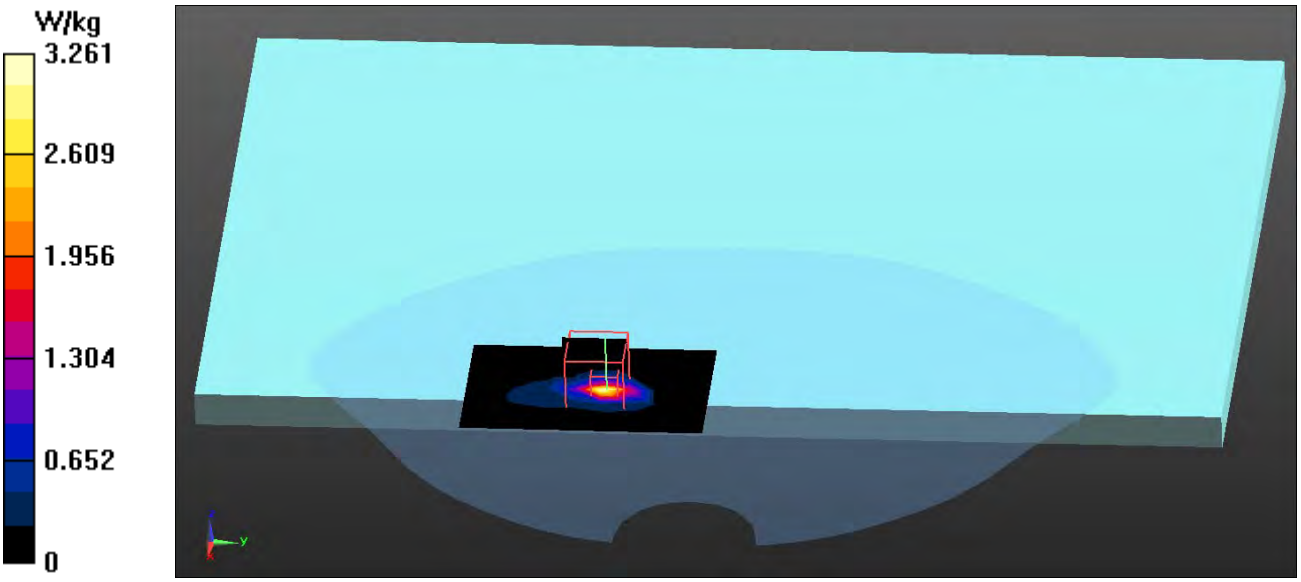

Test Laboratory: QuieTek Date/Time: 6/9/2014

802.11a_60-Bottom(NB Mode)- Main-ACON
DUT: Notebook PC; Type: NX500J
Communication System: UID 0, WLAN 5G; Frequency: 5300 MHz;
Communication System PAR: 0 dB
Medium parameters used: f = 5300 MHz; σ = 5.49 S/m; ε_r = 49.33; ρ = 1000 kg/m^3
Phantom section: Flat Section
Ambient Temperature (°C) : 24.1, Liquid Temperature (°C) : 22.3
Measurement Standard: DASY5 (IEEE/IEC/ANSI C63.19-2007)
DASY5 Configuration:

- Probe: EX3DV4 - SN3698; ConvF(4.12, 4.12, 4.12); Calibrated: 7/31/2013;
- Sensor-Surface: 1.4mm (Mechanical Surface Detection)
- Electronics: DAE4 Sn502; Calibrated: 4/23/2014
- Phantom: SAM with left table; Type: SAM;
- Measurement SW: DASY52, Version 52.8 (7); SEMCAD X Version 14.6.10 (7164)

Configuration/Body/Area Scan (7x10x1): Measurement grid: dx=10mm, dy=10mm
Maximum value of SAR (measured) = 3.45 W/kg

Configuration/Body/Zoom Scan (7x7x12) (7x7x12)/Cube 0: Measurement grid: dx=4mm, dy=4mm, dz=2mm
Reference Value = 4.754 V/m; Power Drift = -0.18 dB
Peak SAR (extrapolated) = 6.16 W/kg
SAR(1 g) = 1.15 W/kg; SAR(10 g) = 0.283 W/kg
Maximum value of SAR (measured) = 3.52 W/kg

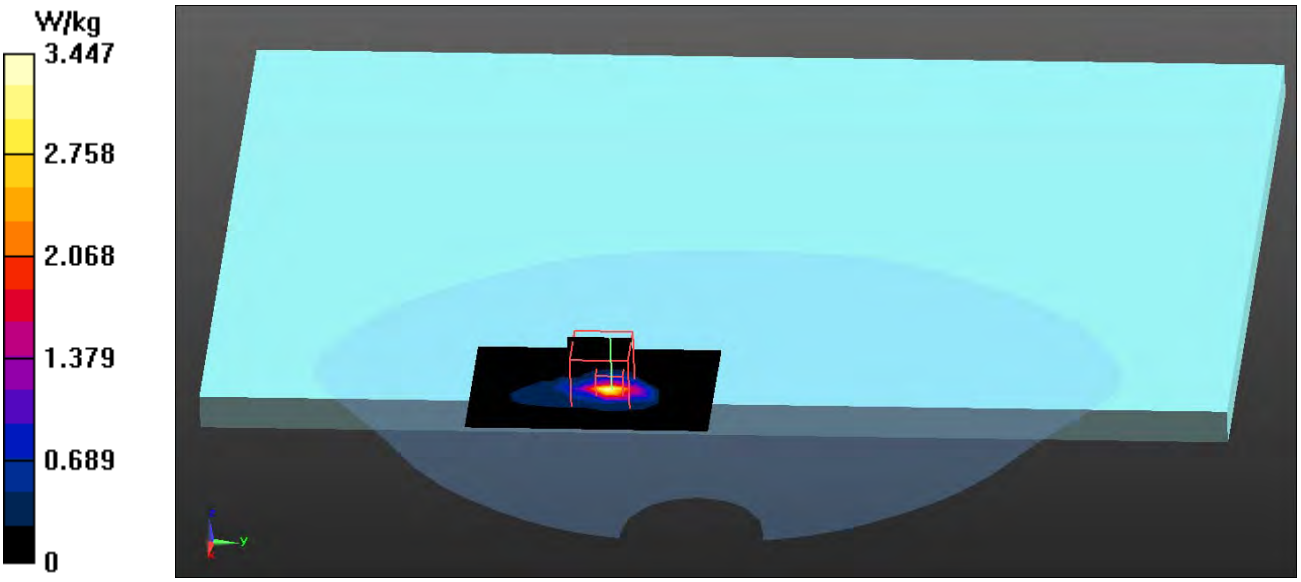

Test Laboratory: QuieTek Date/Time: 6/9/2014

802.11a_64-Bottom(NB Mode)- Main-ACON
DUT: Notebook PC; Type: NX500J
Communication System: UID 0, WLAN 5G; Frequency: 5320 MHz;
Communication System PAR: 0 dB
Medium parameters used: f = 5320 MHz; σ = 5.51 S/m; ε_r = 49.27; ρ = 1000 kg/m^3
Phantom section: Flat Section
Ambient Temperature (°C) : 24.1, Liquid Temperature (°C) : 22.3
Measurement Standard: DASY5 (IEEE/IEC/ANSI C63.19-2007)
DASY5 Configuration:

- Probe: EX3DV4 - SN3698; ConvF(4.12, 4.12, 4.12); Calibrated: 7/31/2013;
- Sensor-Surface: 1.4mm (Mechanical Surface Detection)
- Electronics: DAE4 Sn502; Calibrated: 4/23/2014
- Phantom: SAM with left table; Type: SAM;
- Measurement SW: DASY52, Version 52.8 (7); SEMCAD X Version 14.6.10 (7164)

Configuration/Body/Area Scan (7x10x1): Measurement grid: dx=10mm, dy=10mm
Maximum value of SAR (measured) = 3.45 W/kg

Configuration/Body/Zoom Scan (7x7x12) (7x7x12)/Cube 0: Measurement grid: dx=4mm, dy=4mm, dz=2mm
Reference Value = 4.787 V/m; Power Drift = -0.15 dB
Peak SAR (extrapolated) = 5.95 W/kg
SAR(1 g) = 1.13 W/kg; SAR(10 g) = 0.278 W/kg
Maximum value of SAR (measured) = 3.46 W/kg

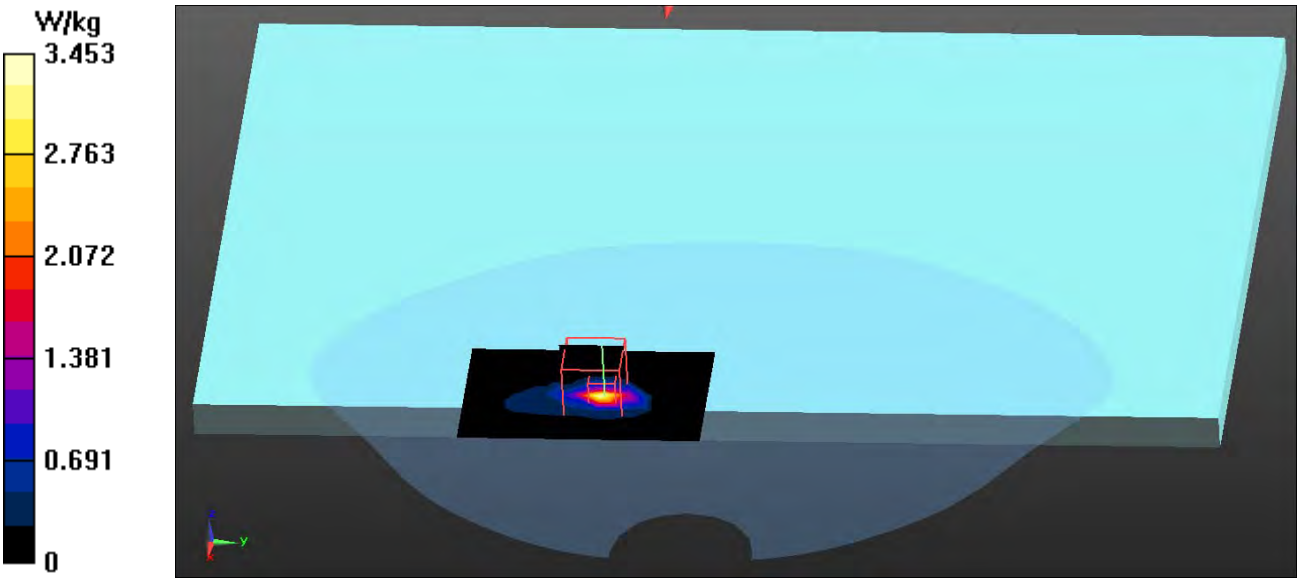

Test Laboratory: QuieTek Date/Time: 6/9/2014

802.11a_100-Bottom(NB Mode)- Main-ACON
DUT: Notebook PC; Type: NX500J
Communication System: UID 0, WLAN 5G; Frequency: 5500 MHz;
Communication System PAR: 0 dB
Medium parameters used: f = 5500 MHz; σ = 5.61 S/m; ε_r = 48.79; ρ = 1000 kg/m^3
Phantom section: Flat Section
Ambient Temperature (°C) : 24.1, Liquid Temperature (°C) : 22.3
Measurement Standard: DASY5 (IEEE/IEC/ANSI C63.19-2007)
DASY5 Configuration:

- Probe: EX3DV4 - SN3698; ConvF(3.82, 3.82, 3.82); Calibrated: 7/31/2013;
- Sensor-Surface: 1.4mm (Mechanical Surface Detection)
- Electronics: DAE4 Sn502; Calibrated: 4/23/2014
- Phantom: SAM with left table; Type: SAM;
- Measurement SW: DASY52, Version 52.8 (7); SEMCAD X Version 14.6.10 (7164)

Configuration/Body/Area Scan (7x10x1): Measurement grid: dx=10mm, dy=10mm
Maximum value of SAR (measured) = 2.37 W/kg

Configuration/Body/Zoom Scan (7x7x12) (7x7x12)/Cube 0: Measurement grid: dx=4mm, dy=4mm, dz=2mm
Reference Value = 4.349 V/m; Power Drift = -0.18 dB
Peak SAR (extrapolated) = 4.22 W/kg
SAR(1 g) = 0.931 W/kg; SAR(10 g) = 0.223 W/kg
Maximum value of SAR (measured) = 2.49 W/kg

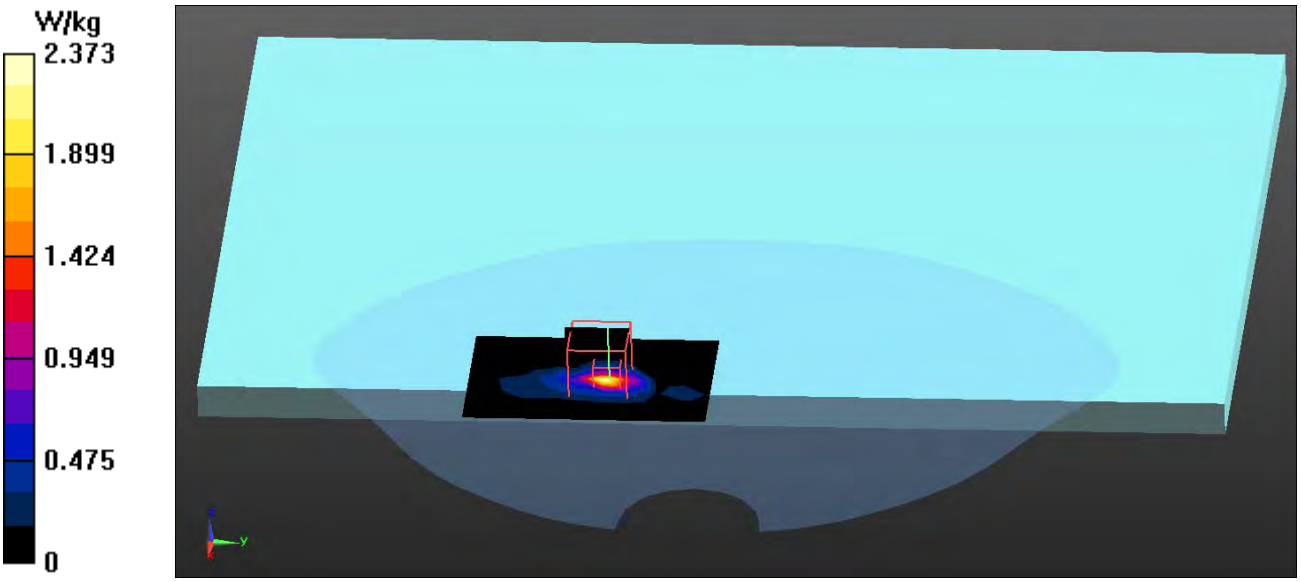

Test Laboratory: QuieTek Date/Time: 6/9/2014

802.11a_116-Bottom(NB Mode)- Main-ACON
DUT: Notebook PC; Type: NX500J
Communication System: UID 0, WLAN 5G; Frequency: 5580 MHz;
Communication System PAR: 0 dB
Medium parameters used: f = 5580 MHz; σ = 5.78 S/m; ε_r = 48.6; ρ = 1000 kg/m^3
Phantom section: Flat Section
Ambient Temperature (°C) : 24.1, Liquid Temperature (°C) : 22.3
Measurement Standard: DASY5 (IEEE/IEC/ANSI C63.19-2007)
DASY5 Configuration:

- Probe: EX3DV4 - SN3698; ConvF(3.39, 3.39, 3.39); Calibrated: 7/31/2013;
- Sensor-Surface: 1.4mm (Mechanical Surface Detection)
- Electronics: DAE4 Sn502; Calibrated: 4/23/2014
- Phantom: SAM with left table; Type: SAM;
- Measurement SW: DASY52, Version 52.8 (7); SEMCAD X Version 14.6.10 (7164)

Configuration/Body/Area Scan (7x10x1): Measurement grid: dx=10mm, dy=10mm
Maximum value of SAR (measured) = 2.49 W/kg

Configuration/Body/Zoom Scan (7x7x12) (7x7x12)/Cube 0: Measurement grid: dx=4mm, dy=4mm, dz=2mm
Reference Value = 5.994 V/m; Power Drift = -0.18 dB
Peak SAR (extrapolated) = 4.08 W/kg
SAR(1 g) = 0.957 W/kg; SAR(10 g) = 0.216 W/kg
Maximum value of SAR (measured) = 2.75 W/kg

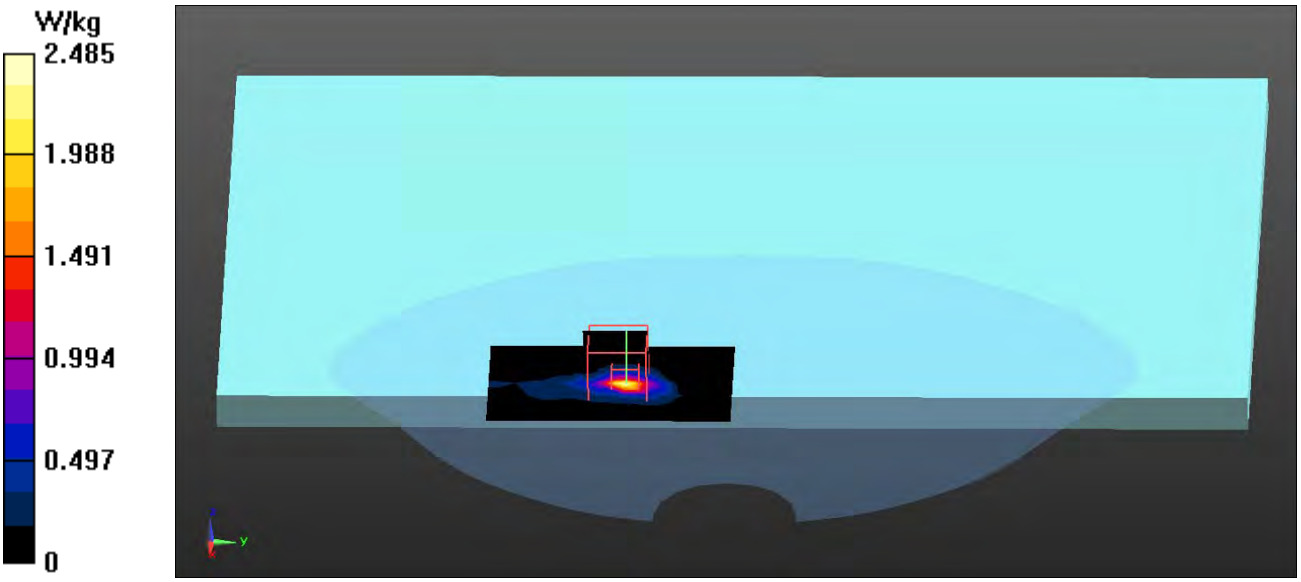

Test Laboratory: QuieTek Date/Time: 6/9/2014

802.11a_140-Bottom(NB Mode)- Main-ACON
DUT: Notebook PC; Type: NX500J
Communication System: UID 0, WLAN 5G; Frequency: 5700 MHz;
Communication System PAR: 0 dB
Medium parameters used: f = 5700 MHz; σ = 6.02 S/m; ε_r = 48.3; ρ = 1000 kg/m^3
Phantom section: Flat Section
Ambient Temperature (°C) : 24.1, Liquid Temperature (°C) : 22.3
Measurement Standard: DASY5 (IEEE/IEC/ANSI C63.19-2007)
DASY5 Configuration:

- Probe: EX3DV4 - SN3698; ConvF(3.39, 3.39, 3.39); Calibrated: 7/31/2013;
- Sensor-Surface: 1.4mm (Mechanical Surface Detection)
- Electronics: DAE4 Sn502; Calibrated: 4/23/2014
- Phantom: SAM with left table; Type: SAM;
- Measurement SW: DASY52, Version 52.8 (7); SEMCAD X Version 14.6.10 (7164)

Configuration/Body/Area Scan (7x10x1): Measurement grid: dx=10mm, dy=10mm
Maximum value of SAR (measured) = 3.81 W/kg

Configuration/Body/Zoom Scan (7x7x12) (7x7x12)/Cube 0: Measurement grid: dx=4mm, dy=4mm, dz=2mm
Reference Value = 5.960 V/m; Power Drift = -0.19 dB
Peak SAR (extrapolated) = 7.07 W/kg
SAR(1 g) = 1.11 W/kg; SAR(10 g) = 0.273 W/kg
Maximum value of SAR (measured) = 3.75 W/kg

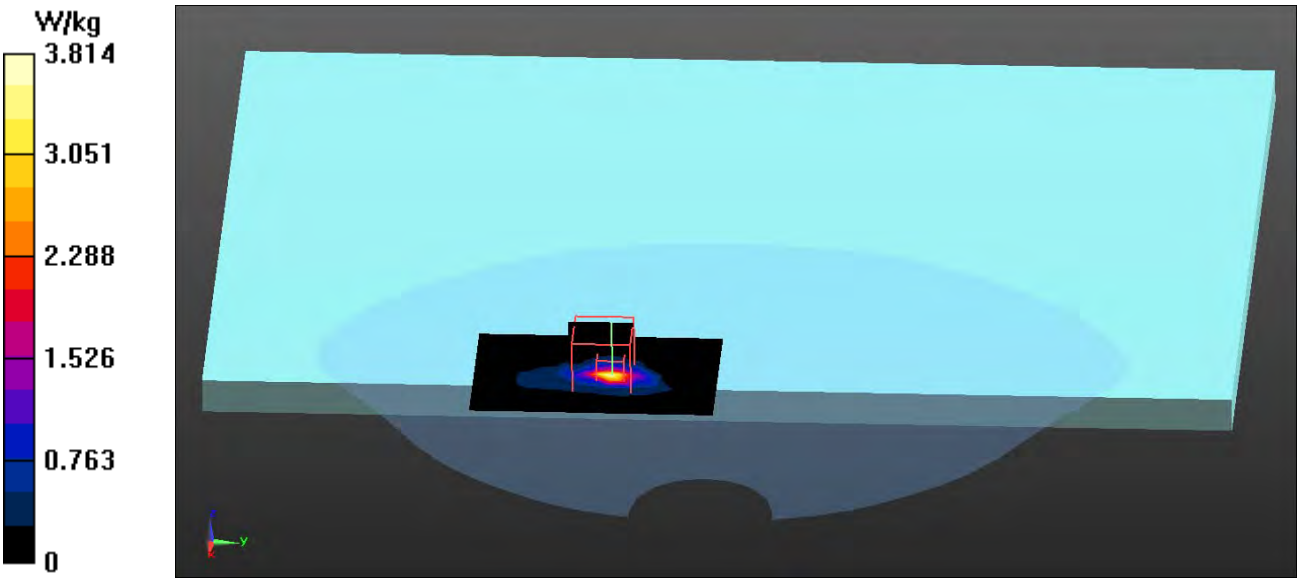

Test Laboratory: QuieTek Date/Time: 6/9/2014

802.11a_149-Bottom(NB Mode)- Main-ACON
DUT: Notebook PC; Type: NX500J
Communication System: UID 0, WLAN 5G; Frequency: 5745 MHz;
Communication System PAR: 0 dB
Medium parameters used: f = 5745 MHz; σ = 6.12 S/m; ε_r = 48.19; ρ = 1000 kg/m^3
Phantom section: Flat Section
Ambient Temperature (°C) : 24.1, Liquid Temperature (°C) : 22.3
Measurement Standard: DASY5 (IEEE/IEC/ANSI C63.19-2007)
DASY5 Configuration:

- Probe: EX3DV4 - SN3698; ConvF(4.01, 4.01, 4.01); Calibrated: 7/31/2013;
- Sensor-Surface: 1.4mm (Mechanical Surface Detection)
- Electronics: DAE4 Sn502; Calibrated: 4/23/2014
- Phantom: SAM with left table; Type: SAM;
- Measurement SW: DASY52, Version 52.8 (7); SEMCAD X Version 14.6.10 (7164)

Configuration/Body/Area Scan (7x11x1): Measurement grid: dx=10mm, dy=10mm
Maximum value of SAR (measured) = 1.70 W/kg

Configuration/Body/Zoom Scan (7x7x12) (7x7x12)/Cube 0: Measurement grid: dx=4mm, dy=4mm, dz=2mm
Reference Value = 8.077 V/m; Power Drift = -0.16 dB
Peak SAR (extrapolated) = 5.83 W/kg
SAR(1 g) = 1.03 W/kg; SAR(10 g) = 0.242 W/kg
Maximum value of SAR (measured) = 2.92 W/kg

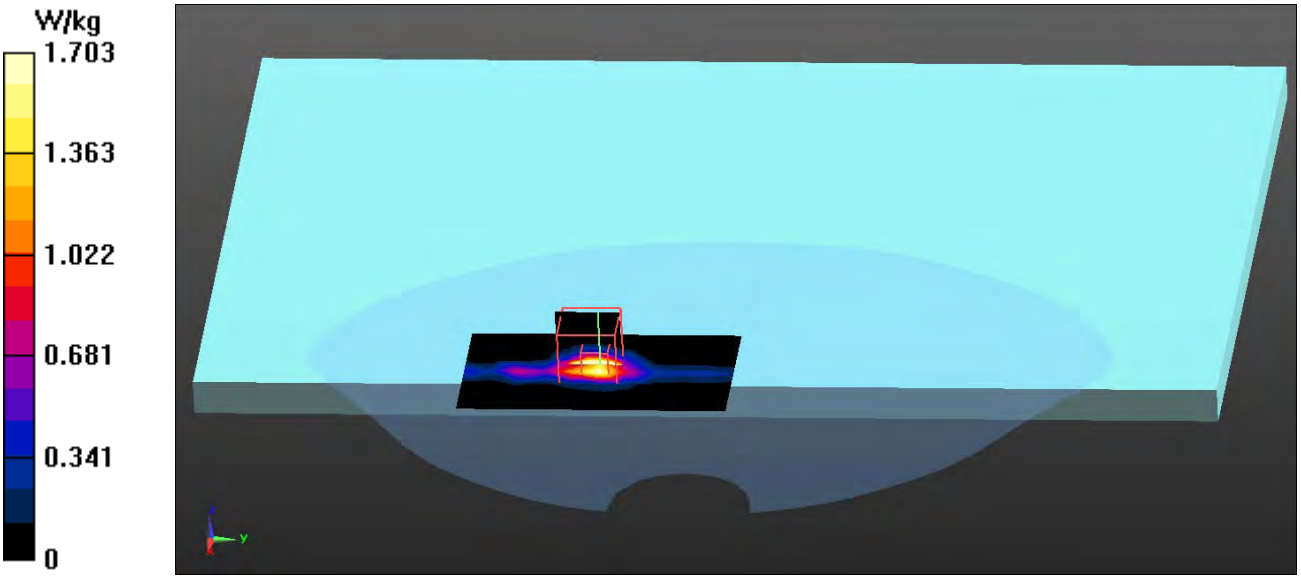

Test Laboratory: QuieTek Date/Time: 6/9/2014

802.11a_157-Bottom(NB Mode)- Main-ACON
DUT: Notebook PC; Type: NX500J
Communication System: UID 0, WLAN 5G; Frequency: 5785 MHz;
Communication System PAR: 0 dB
Medium parameters used: f = 5785 MHz; σ = 6.21 S/m; ε_r = 48.11; ρ = 1000 kg/m^3
Phantom section: Flat Section
Ambient Temperature (°C) : 24.1, Liquid Temperature (°C) : 22.3
Measurement Standard: DASY5 (IEEE/IEC/ANSI C63.19-2007)
DASY5 Configuration:

- Probe: EX3DV4 - SN3698; ConvF(4.01, 4.01, 4.01); Calibrated: 7/31/2013;
- Sensor-Surface: 1.4mm (Mechanical Surface Detection)
- Electronics: DAE4 Sn502; Calibrated: 4/23/2014
- Phantom: SAM with left table; Type: SAM;
- Measurement SW: DASY52, Version 52.8 (7); SEMCAD X Version 14.6.10 (7164)

Configuration/Body/Area Scan (7x11x1): Measurement grid: dx=10mm, dy=10mm
Maximum value of SAR (measured) = 1.68 W/kg

Configuration/Body/Zoom Scan (7x7x12) (7x7x12)/Cube 0: Measurement grid: dx=4mm, dy=4mm, dz=2mm
Reference Value = 8.518 V/m; Power Drift = -0.13 dB
Peak SAR (extrapolated) = 5.96 W/kg
SAR(1 g) = 1.04 W/kg; SAR(10 g) = 0.245 W/kg
Maximum value of SAR (measured) = 2.93 W/kg

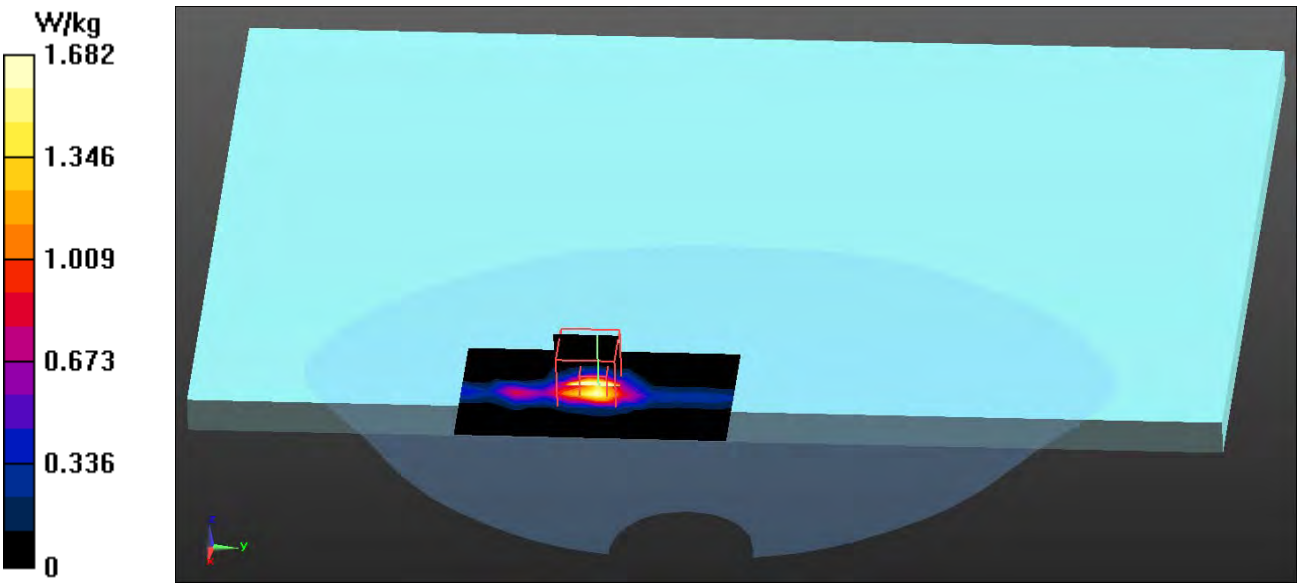

Test Laboratory: QuieTek Date/Time: 6/9/2014

802.11a_165-Bottom(NB Mode)- Main-ACON
DUT: Notebook PC; Type: NX500J
Communication System: UID 0, WLAN 5G; Frequency: 5825 MHz;
Communication System PAR: 0 dB
Medium parameters used: f = 5825 MHz; σ = 6.29 S/m; ε_r = 47.99; ρ = 1000 kg/m^3
Phantom section: Flat Section
Ambient Temperature (°C) : 24.1, Liquid Temperature (°C) : 22.3
Measurement Standard: DASY5 (IEEE/IEC/ANSI C63.19-2007)
DASY5 Configuration:

- Probe: EX3DV4 - SN3698; ConvF(4.01, 4.01, 4.01); Calibrated: 7/31/2013;
- Sensor-Surface: 1.4mm (Mechanical Surface Detection)
- Electronics: DAE4 Sn502; Calibrated: 4/23/2014
- Phantom: SAM with left table; Type: SAM;
- Measurement SW: DASY52, Version 52.8 (7); SEMCAD X Version 14.6.10 (7164)

Configuration/Body/Area Scan (6x26x1): Measurement grid: dx=10mm, dy=10mm
Maximum value of SAR (measured) = 2.45 W/kg

Configuration/Body/Zoom Scan (7x7x12) (7x7x12)/Cube 0: Measurement grid: dx=4mm, dy=4mm, dz=2mm
Reference Value = 8.494 V/m; Power Drift = 0.01 dB
Peak SAR (extrapolated) = 5.28 W/kg
SAR(1 g) = 0.983 W/kg; SAR(10 g) = 0.270 W/kg
Maximum value of SAR (measured) = 2.64 W/kg

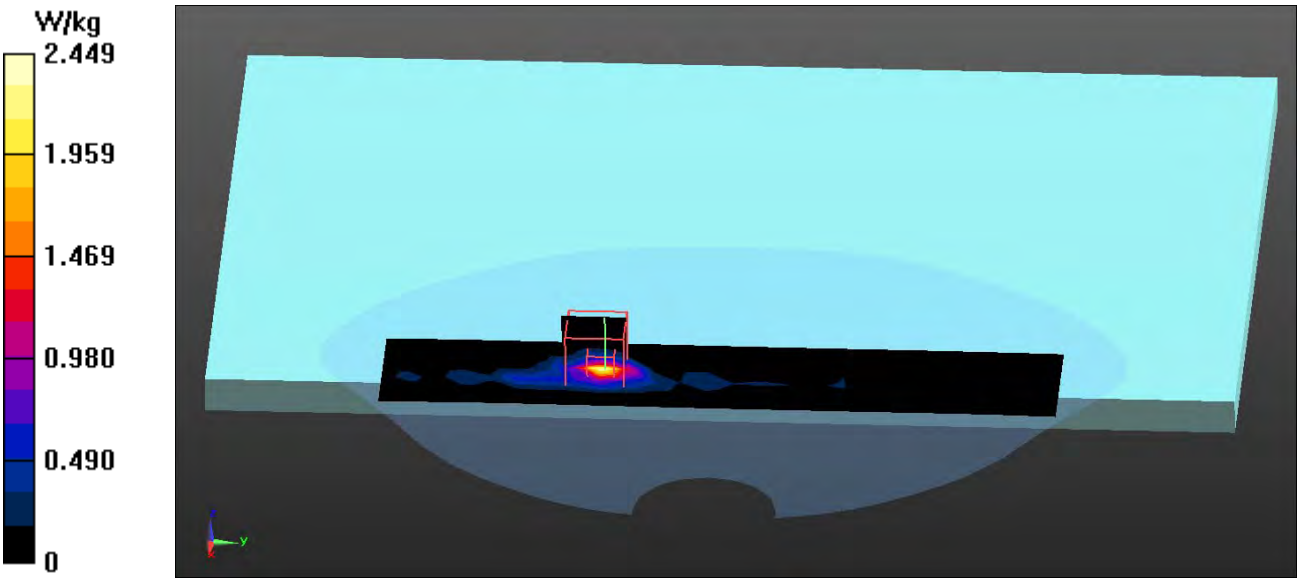

Test Laboratory: QuieTek Date/Time: 6/9/2014

802.11a_36-Bottom(NB Mode)- MIMO-ACON
DUT: Notebook PC; Type: NX500J
Communication System: UID 0, WLAN 5G; Frequency: 5180 MHz;
Communication System PAR: 0 dB
Medium parameters used: f = 5180 MHz; σ = 5.39 S/m; ε_r = 49.67; ρ = 1000 kg/m^3
Phantom section: Flat Section
Ambient Temperature (°C) : 24.1, Liquid Temperature (°C) : 22.3
Measurement Standard: DASY5 (IEEE/IEC/ANSI C63.19-2007)
DASY5 Configuration:

- Probe: EX3DV4 - SN3698; ConvF(4.33, 4.33, 4.33); Calibrated: 7/31/2013;
- Sensor-Surface: 1.4mm (Mechanical Surface Detection)
- Electronics: DAE4 Sn502; Calibrated: 4/23/2014
- Phantom: SAM with left table; Type: SAM;
- Measurement SW: DASY52, Version 52.8 (7); SEMCAD X Version 14.6.10 (7164)

Configuration/Body/Area Scan (6x11x1): Measurement grid: dx=10mm, dy=10mm
Maximum value of SAR (measured) = 0.769 W/kg

Configuration/Body/Zoom Scan (7x7x12) (7x7x12)/Cube 0: Measurement grid: dx=4mm, dy=4mm, dz=2mm
Reference Value = 6.464 V/m; Power Drift = 0.19 dB
Peak SAR (extrapolated) = 2.25 W/kg
SAR(1 g) = 0.543 W/kg; SAR(10 g) = 0.207 W/kg
Maximum value of SAR (measured) = 1.18 W/kg



Test Laboratory: QuieTek Date/Time: 6/9/2014

802.11a_44-Bottom(NB Mode)- MIMO-ACON
DUT: Notebook PC; Type: NX500J
Communication System: UID 0, WLAN 5G; Frequency: 5220 MHz;
Communication System PAR: 0 dB
Medium parameters used: f = 5220 MHz; σ = 5.45 S/m; ε_r = 49.57; ρ = 1000 kg/m^3
Phantom section: Flat Section
Ambient Temperature (°C) : 24.1, Liquid Temperature (°C) : 22.3
Measurement Standard: DASY5 (IEEE/IEC/ANSI C63.19-2007)
DASY5 Configuration:

- Probe: EX3DV4 - SN3698; ConvF(4.33, 4.33, 4.33); Calibrated: 7/31/2013;
- Sensor-Surface: 1.4mm (Mechanical Surface Detection)
- Electronics: DAE4 Sn502; Calibrated: 4/23/2014
- Phantom: SAM with left table; Type: SAM;
- Measurement SW: DASY52, Version 52.8 (7); SEMCAD X Version 14.6.10 (7164)

Configuration/Body/Area Scan (6x11x1): Measurement grid: dx=10mm, dy=10mm
Maximum value of SAR (measured) = 0.680 W/kg

Configuration/Body/Zoom Scan (7x7x12) (7x7x12)/Cube 0: Measurement grid: dx=4mm, dy=4mm, dz=2mm
Reference Value = 6.249 V/m; Power Drift = 0.19 dB
Peak SAR (extrapolated) = 2.25 W/kg
SAR(1 g) = 0.485 W/kg; SAR(10 g) = 0.181 W/kg
Maximum value of SAR (measured) = 1.18 W/kg

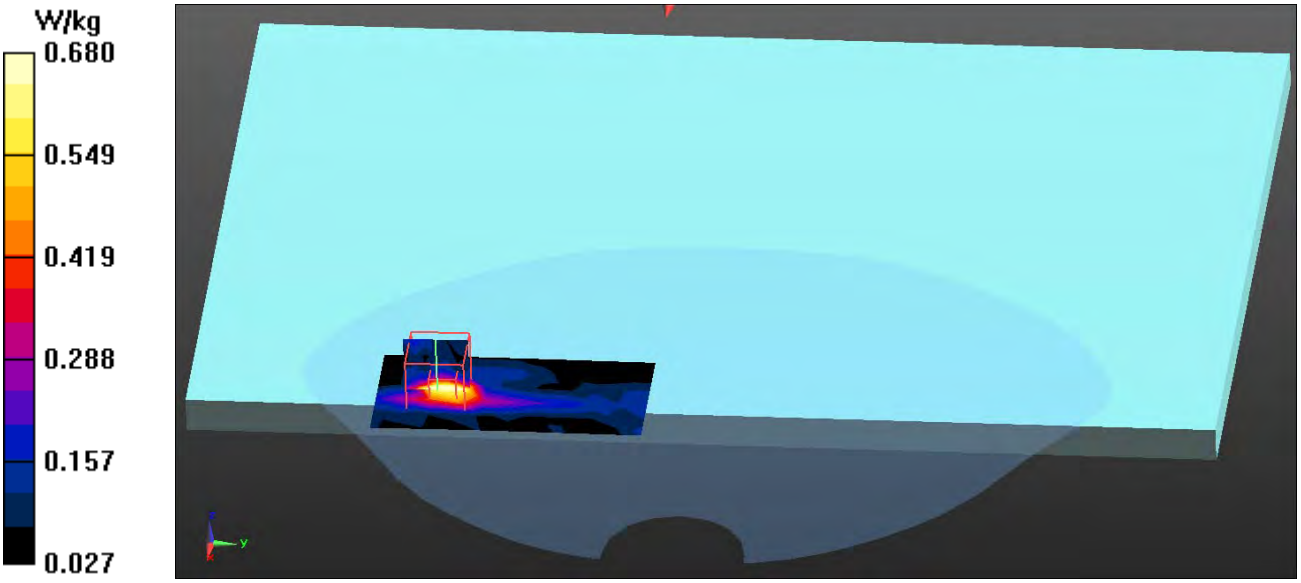

Test Laboratory: QuieTek Date/Time: 6/9/2014

802.11a_48-Bottom(NB Mode)- MIMO-ACON
DUT: Notebook PC; Type: NX500J
Communication System: UID 0, WLAN 5G; Frequency: 5240 MHz;
Communication System PAR: 0 dB
Medium parameters used: f = 5240 MHz; σ = 5.47 S/m; ε_r = 49.52; ρ = 1000 kg/m^3
Phantom section: Flat Section
Ambient Temperature (°C) : 24.1, Liquid Temperature (°C) : 22.3
Measurement Standard: DASY5 (IEEE/IEC/ANSI C63.19-2007)
DASY5 Configuration:

- Probe: EX3DV4 - SN3698; ConvF(4.33, 4.33, 4.33); Calibrated: 7/31/2013;
- Sensor-Surface: 1.4mm (Mechanical Surface Detection)
- Electronics: DAE4 Sn502; Calibrated: 4/23/2014
- Phantom: SAM with left table; Type: SAM;
- Measurement SW: DASY52, Version 52.8 (7); SEMCAD X Version 14.6.10 (7164)

Configuration/Body/Area Scan (6x11x1): Measurement grid: dx=10mm, dy=10mm
Maximum value of SAR (measured) = 0.633 W/kg

Configuration/Body/Zoom Scan (7x7x12) (7x7x12)/Cube 0: Measurement grid: dx=4mm, dy=4mm, dz=2mm
Reference Value = 5.631 V/m; Power Drift = -0.18 dB
Peak SAR (extrapolated) = 1.92 W/kg
SAR(1 g) = 0.444 W/kg; SAR(10 g) = 0.153 W/kg
Maximum value of SAR (measured) = 1.08 W/kg

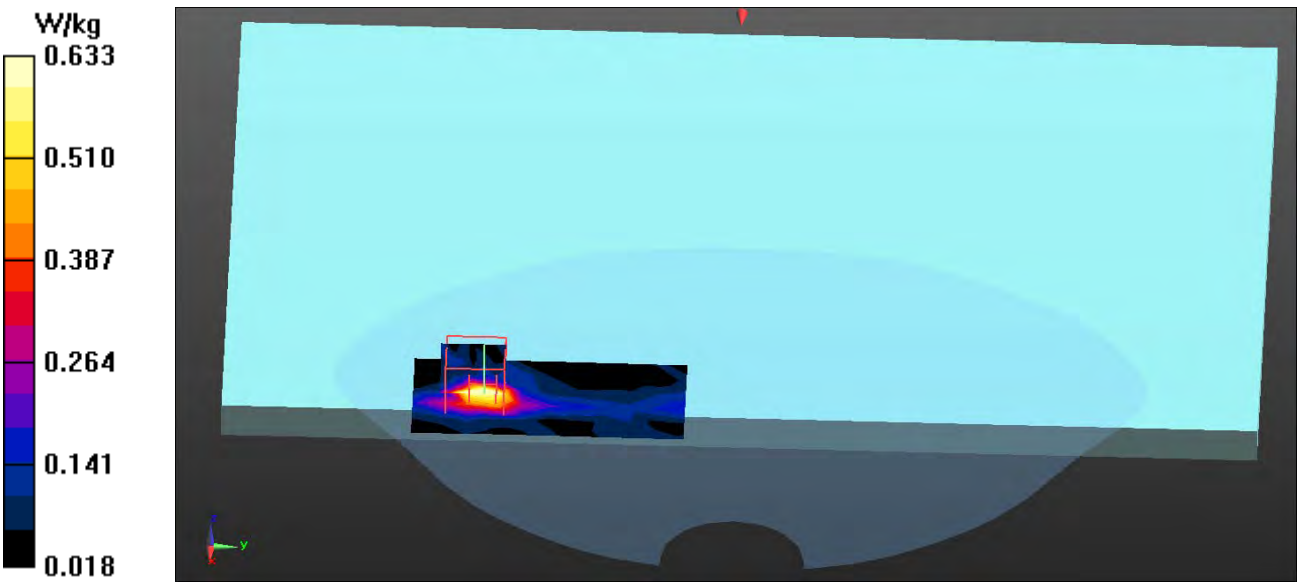

Test Laboratory: QuieTek Date/Time: 6/9/2014

802.11a_52-Bottom(NB Mode)- MIMO-ACON
DUT: Notebook PC; Type: NX500J
Communication System: UID 0, WLAN 5G; Frequency: 5260 MHz;
Communication System PAR: 0 dB
Medium parameters used: f = 5260 MHz; σ = 5.45 S/m; ε_r = 49.48; ρ = 1000 kg/m^3
Phantom section: Flat Section
Ambient Temperature (°C) : 24.1, Liquid Temperature (°C) : 22.3
Measurement Standard: DASY5 (IEEE/IEC/ANSI C63.19-2007)
DASY5 Configuration:

- Probe: EX3DV4 - SN3698; ConvF(4.12, 4.12, 4.12); Calibrated: 7/31/2013;
- Sensor-Surface: 1.4mm (Mechanical Surface Detection)
- Electronics: DAE4 Sn502; Calibrated: 4/23/2014
- Phantom: SAM with left table; Type: SAM;
- Measurement SW: DASY52, Version 52.8 (7); SEMCAD X Version 14.6.10 (7164)

Configuration/Body/Area Scan (7x10x1): Measurement grid: dx=10mm, dy=10mm
Maximum value of SAR (measured) = 2.76 W/kg

Configuration/Body/Zoom Scan (7x7x12) (7x7x12)/Cube 0: Measurement grid: dx=4mm, dy=4mm, dz=2mm
Reference Value = 3.731 V/m; Power Drift = 0.19 dB
Peak SAR (extrapolated) = 4.65 W/kg
SAR(1 g) = 0.988 W/kg; SAR(10 g) = 0.234 W/kg
Maximum value of SAR (measured) = 2.65 W/kg

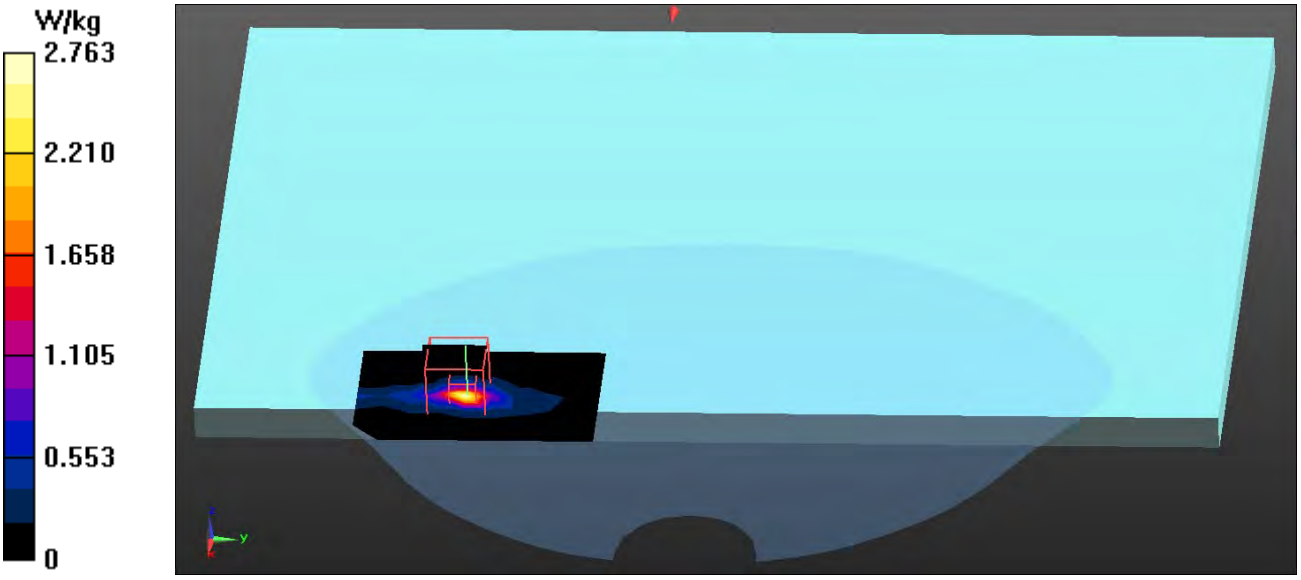

Test Laboratory: QuieTek Date/Time: 6/9/2014

802.11a_60-Bottom(NB Mode)- MIMO-ACON
DUT: Notebook PC; Type: NX500J
Communication System: UID 0, WLAN 5G; Frequency: 5300 MHz;
Communication System PAR: 0 dB
Medium parameters used: f = 5300 MHz; σ = 5.49 S/m; ε_r = 49.33; ρ = 1000 kg/m^3
Phantom section: Flat Section
Ambient Temperature (°C) : 24.1, Liquid Temperature (°C) : 22.3
Measurement Standard: DASY5 (IEEE/IEC/ANSI C63.19-2007)
DASY5 Configuration:

- Probe: EX3DV4 - SN3698; ConvF(4.12, 4.12, 4.12); Calibrated: 7/31/2013;
- Sensor-Surface: 1.4mm (Mechanical Surface Detection)
- Electronics: DAE4 Sn502; Calibrated: 4/23/2014
- Phantom: SAM with left table; Type: SAM;
- Measurement SW: DASY52, Version 52.8 (7); SEMCAD X Version 14.6.10 (7164)

Configuration/Body/Area Scan (7x10x1): Measurement grid: dx=10mm, dy=10mm
Maximum value of SAR (measured) = 2.69 W/kg

Configuration/Body/Zoom Scan (7x7x12) (7x7x12)/Cube 0: Measurement grid: dx=4mm, dy=4mm, dz=2mm
Reference Value = 3.502 V/m; Power Drift = 0.18 dB
Peak SAR (extrapolated) = 4.67 W/kg
SAR(1 g) = 0.965 W/kg; SAR(10 g) = 0.225 W/kg
Maximum value of SAR (measured) = 2.64 W/kg

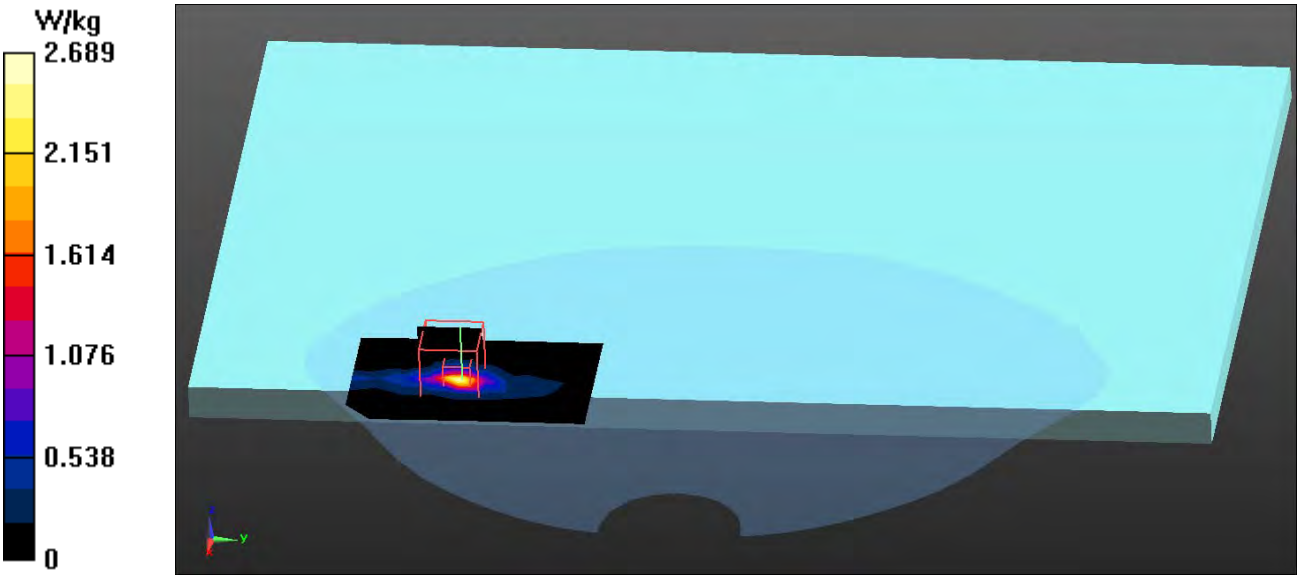

Test Laboratory: QuieTek Date/Time: 6/9/2014

802.11a_64-Bottom(NB Mode)- MIMO-ACON
DUT: Notebook PC; Type: NX500J
Communication System: UID 0, WLAN 5G; Frequency: 5320 MHz;
Communication System PAR: 0 dB
Medium parameters used: f = 5320 MHz; σ = 5.51 S/m; ε_r = 49.27; ρ = 1000 kg/m^3
Phantom section: Flat Section
Ambient Temperature (°C) : 24.1, Liquid Temperature (°C) : 22.3
Measurement Standard: DASY5 (IEEE/IEC/ANSI C63.19-2007)
DASY5 Configuration:

- Probe: EX3DV4 - SN3698; ConvF(4.12, 4.12, 4.12); Calibrated: 7/31/2013;
- Sensor-Surface: 1.4mm (Mechanical Surface Detection)
- Electronics: DAE4 Sn502; Calibrated: 4/23/2014
- Phantom: SAM with left table; Type: SAM;
- Measurement SW: DASY52, Version 52.8 (7); SEMCAD X Version 14.6.10 (7164)

Configuration/Body/Area Scan (7x10x1): Measurement grid: dx=10mm, dy=10mm
Maximum value of SAR (measured) = 2.72 W/kg

Configuration/Body/Zoom Scan (7x7x12) (7x7x12)/Cube 0: Measurement grid: dx=4mm, dy=4mm, dz=2mm
Reference Value = 3.520 V/m; Power Drift = -0.18 dB
Peak SAR (extrapolated) = 4.73 W/kg
SAR(1 g) = 0.955 W/kg; SAR(10 g) = 0.223 W/kg
Maximum value of SAR (measured) = 2.59 W/kg

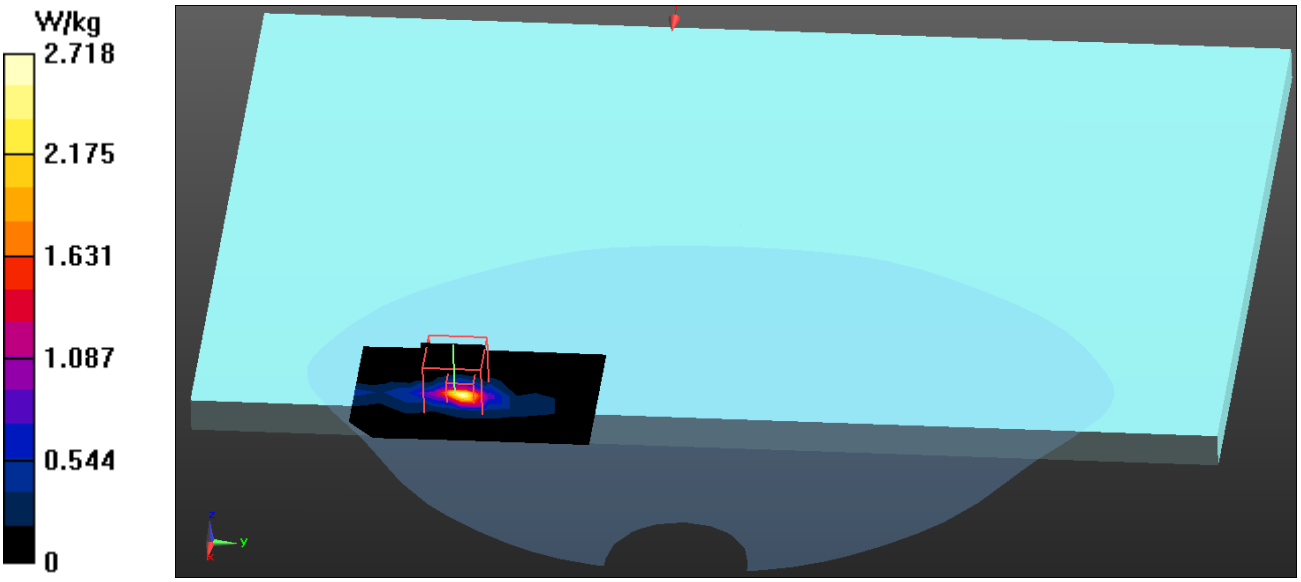

Test Laboratory: QuieTek Date/Time: 6/9/2014

802.11a_100-Bottom(NB Mode)- MIMO-ACON
DUT: Notebook PC; Type: NX500J
Communication System: UID 0, WLAN 5G; Frequency: 5500 MHz;
Communication System PAR: 0 dB
Medium parameters used: f = 5500 MHz; σ = 5.61 S/m; ε_r = 48.79; ρ = 1000 kg/m^3
Phantom section: Flat Section
Ambient Temperature (°C) : 24.1, Liquid Temperature (°C) : 22.3
Measurement Standard: DASY5 (IEEE/IEC/ANSI C63.19-2007)
DASY5 Configuration:

- Probe: EX3DV4 - SN3698; ConvF(3.82, 3.82, 3.82); Calibrated: 7/31/2013;
- Sensor-Surface: 1.4mm (Mechanical Surface Detection)
- Electronics: DAE4 Sn502; Calibrated: 4/23/2014
- Phantom: SAM with left table; Type: SAM;
- Measurement SW: DASY52, Version 52.8 (7); SEMCAD X Version 14.6.10 (7164)

Configuration/Body/Area Scan (7x10x1): Measurement grid: dx=10mm, dy=10mm
Maximum value of SAR (measured) = 3.54 W/kg

Configuration/Body/Zoom Scan (7x7x12) (7x7x12)/Cube 0: Measurement grid: dx=4mm, dy=4mm, dz=2mm
Reference Value = 5.183 V/m; Power Drift = -0.18 dB
Peak SAR (extrapolated) = 6.39 W/kg
SAR(1 g) = 1.14 W/kg; SAR(10 g) = 0.277 W/kg
Maximum value of SAR (measured) = 3.52 W/kg

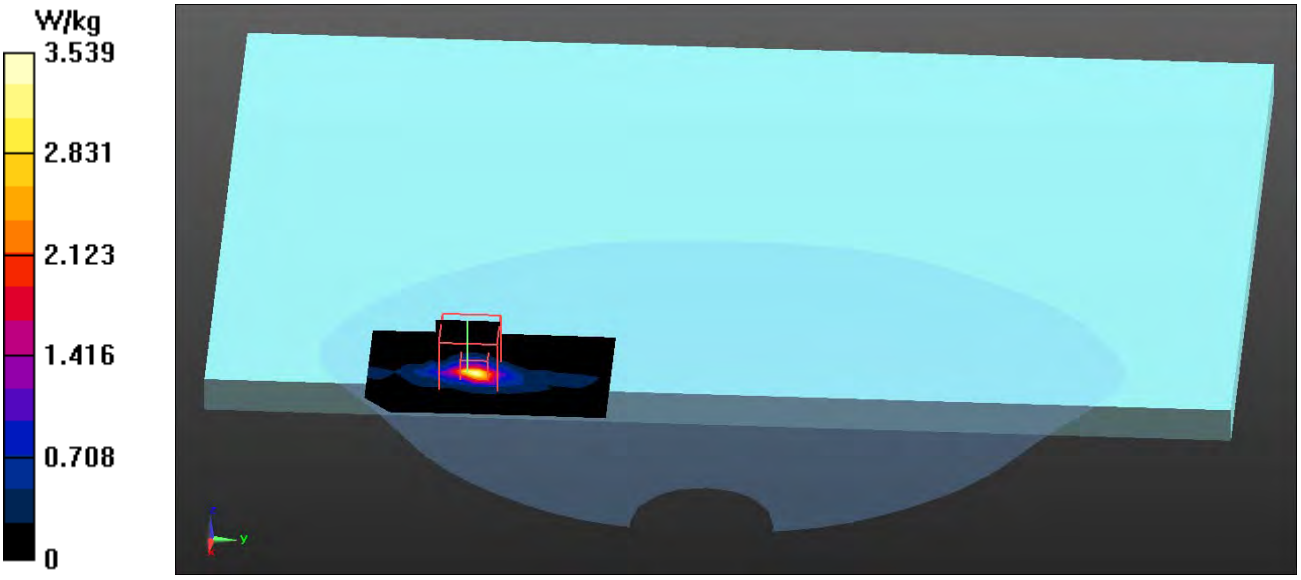

Test Laboratory: QuieTek Date/Time: 6/9/2014

802.11a_116-Bottom(NB Mode)- MIMO-ACON
DUT: Notebook PC; Type: NX500J
Communication System: UID 0, WLAN 5G; Frequency: 5580 MHz;
Communication System PAR: 0 dB
Medium parameters used: f = 5580 MHz; σ = 5.78 S/m; ε_r = 48.6; ρ = 1000 kg/m^3
Phantom section: Flat Section
Ambient Temperature (°C) : 24.1, Liquid Temperature (°C) : 22.3
Measurement Standard: DASY5 (IEEE/IEC/ANSI C63.19-2007)
DASY5 Configuration:

- Probe: EX3DV4 - SN3698; ConvF(3.39, 3.39, 3.39); Calibrated: 7/31/2013;
- Sensor-Surface: 1.4mm (Mechanical Surface Detection)
- Electronics: DAE4 Sn502; Calibrated: 4/23/2014
- Phantom: SAM with left table; Type: SAM;
- Measurement SW: DASY52, Version 52.8 (7); SEMCAD X Version 14.6.10 (7164)

Configuration/Body/Area Scan (7x10x1): Measurement grid: dx=10mm, dy=10mm
Maximum value of SAR (measured) = 2.89 W/kg

Configuration/Body/Zoom Scan (7x7x12) (7x7x12)/Cube 0: Measurement grid: dx=4mm, dy=4mm, dz=2mm
Reference Value = 4.782 V/m; Power Drift = 0.12 dB
Peak SAR (extrapolated) = 4.67 W/kg
SAR(1 g) = 1.05 W/kg; SAR(10 g) = 0.236 W/kg
Maximum value of SAR (measured) = 2.93 W/kg

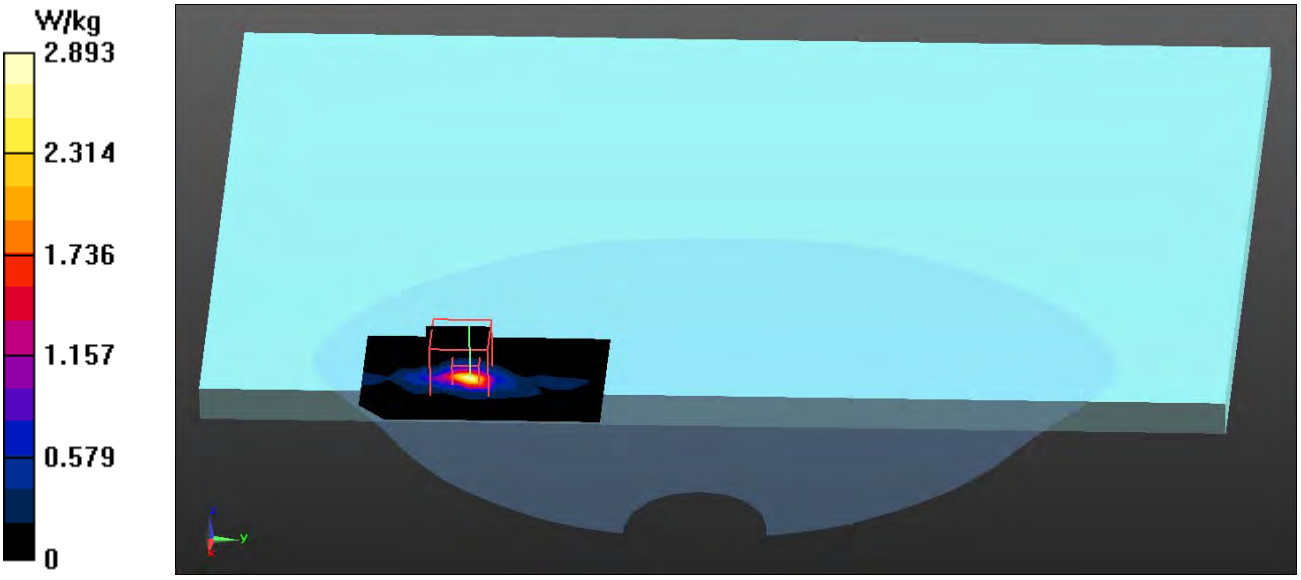

Test Laboratory: QuieTek Date/Time: 6/9/2014

802.11a_140-Bottom(NB Mode)- MIMO-ACON
DUT: Notebook PC; Type: NX500J
Communication System: UID 0, WLAN 5G; Frequency: 5700 MHz;
Communication System PAR: 0 dB
Medium parameters used: f = 5700 MHz; σ = 6.02 S/m; ε_r = 48.3; ρ = 1000 kg/m^3
Phantom section: Flat Section
Ambient Temperature (°C) : 24.1, Liquid Temperature (°C) : 22.3
Measurement Standard: DASY5 (IEEE/IEC/ANSI C63.19-2007)
DASY5 Configuration:

- Probe: EX3DV4 - SN3698; ConvF(3.39, 3.39, 3.39); Calibrated: 7/31/2013;
- Sensor-Surface: 1.4mm (Mechanical Surface Detection)
- Electronics: DAE4 Sn502; Calibrated: 4/23/2014
- Phantom: SAM with left table; Type: SAM;
- Measurement SW: DASY52, Version 52.8 (7); SEMCAD X Version 14.6.10 (7164)

Configuration/Body/Area Scan (7x10x1): Measurement grid: dx=10mm, dy=10mm
Maximum value of SAR (measured) = 2.76 W/kg

Configuration/Body/Zoom Scan (7x7x12) (7x7x12)/Cube 0: Measurement grid: dx=4mm, dy=4mm, dz=2mm
Reference Value = 3.989 V/m; Power Drift = -0.19 dB
Peak SAR (extrapolated) = 5.11 W/kg
SAR(1 g) = 0.958 W/kg; SAR(10 g) = 0.219 W/kg
Maximum value of SAR (measured) = 2.74 W/kg

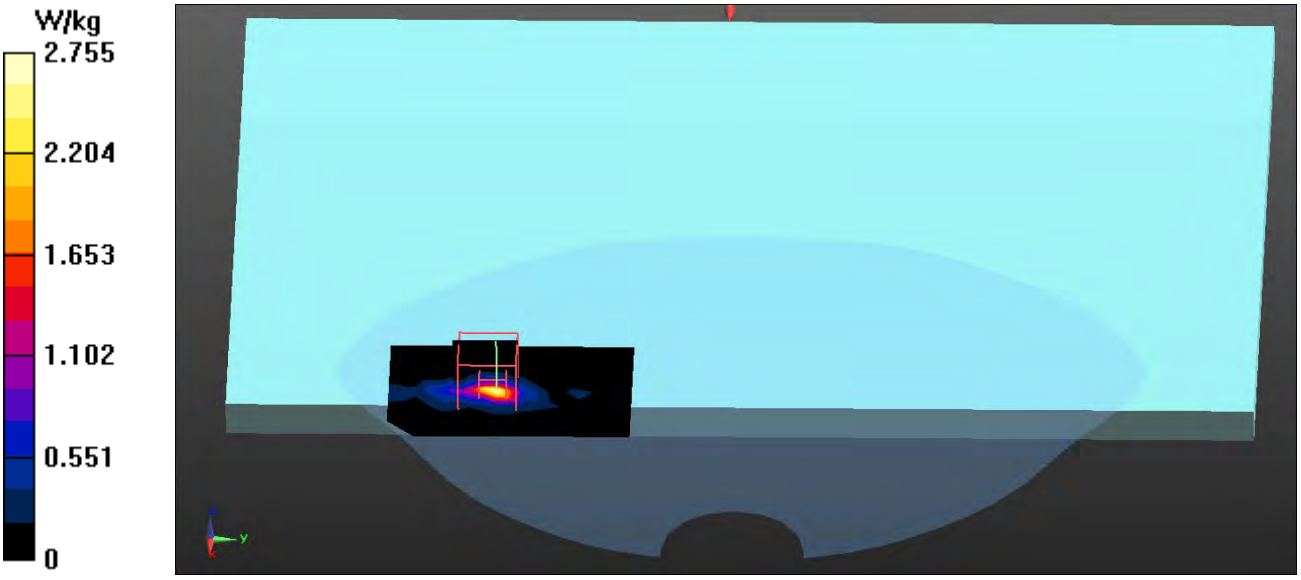

Test Laboratory: QuieTek Date/Time: 6/9/2014

802.11a_149-Bottom(NB Mode)- MIMO-ACON
DUT: Notebook PC; Type: NX500J
Communication System: UID 0, WLAN 5G; Frequency: 5745 MHz;
Communication System PAR: 0 dB
Medium parameters used: f = 5745 MHz; σ = 6.12 S/m; ε_r = 48.19; ρ = 1000 kg/m^3
Phantom section: Flat Section
Ambient Temperature (°C) : 24.1, Liquid Temperature (°C) : 22.3
Measurement Standard: DASY5 (IEEE/IEC/ANSI C63.19-2007)
DASY5 Configuration:

- Probe: EX3DV4 - SN3698; ConvF(4.01, 4.01, 4.01); Calibrated: 7/31/2013;
- Sensor-Surface: 1.4mm (Mechanical Surface Detection)
- Electronics: DAE4 Sn502; Calibrated: 4/23/2014
- Phantom: SAM with left table; Type: SAM;
- Measurement SW: DASY52, Version 52.8 (7); SEMCAD X Version 14.6.10 (7164)

Configuration/Body/Area Scan (7x11x1): Measurement grid: dx=10mm, dy=10mm
Maximum value of SAR (measured) = 2.60 W/kg

Configuration/Body/Zoom Scan (7x7x12) (7x7x12)/Cube 0: Measurement grid: dx=4mm, dy=4mm, dz=2mm
Reference Value = 3.260 V/m; Power Drift = 0.11 dB
Peak SAR (extrapolated) = 6.46 W/kg
SAR(1 g) = 1.08 W/kg; SAR(10 g) = 0.240 W/kg
Maximum value of SAR (measured) = 3.20 W/kg

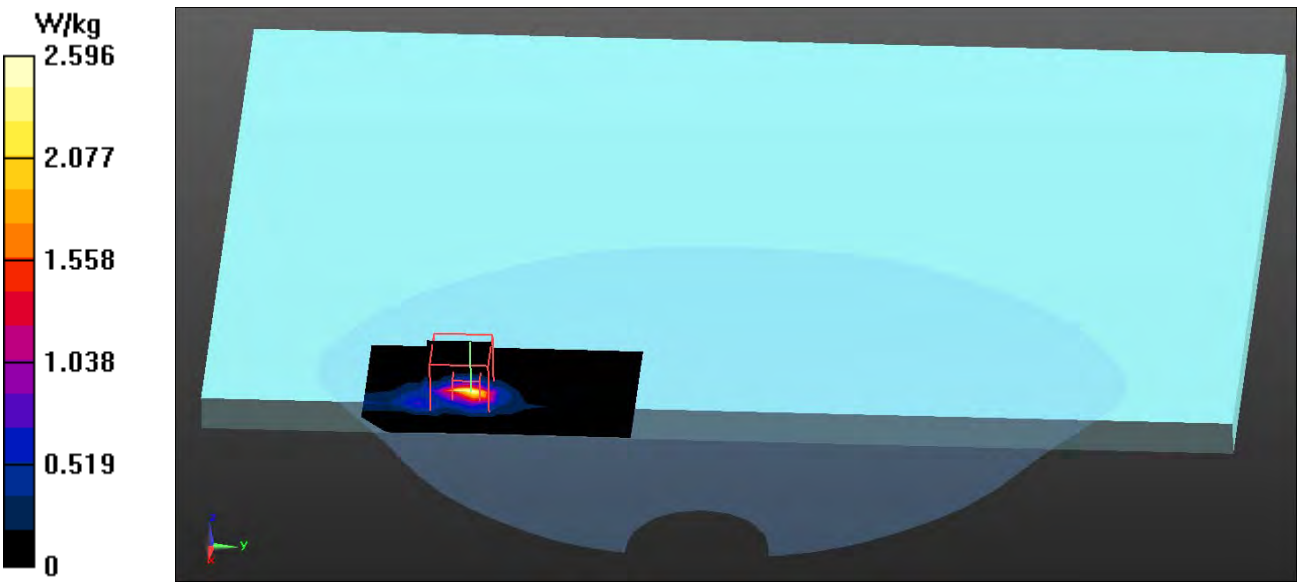

Test Laboratory: QuieTek Date/Time: 6/9/2014

802.11a_157-Bottom(NB Mode)- MIMO-ACON
DUT: Notebook PC; Type: NX500J
Communication System: UID 0, WLAN 5G; Frequency: 5785 MHz;
Communication System PAR: 0 dB
Medium parameters used: f = 5785 MHz; σ = 6.21 S/m; ε_r = 48.11; ρ = 1000 kg/m^3
Phantom section: Flat Section
Ambient Temperature (°C) : 24.1, Liquid Temperature (°C) : 22.3
Measurement Standard: DASY5 (IEEE/IEC/ANSI C63.19-2007)
DASY5 Configuration:

- Probe: EX3DV4 - SN3698; ConvF(4.01, 4.01, 4.01); Calibrated: 7/31/2013;
- Sensor-Surface: 1.4mm (Mechanical Surface Detection)
- Electronics: DAE4 Sn502; Calibrated: 4/23/2014
- Phantom: SAM with left table; Type: SAM;
- Measurement SW: DASY52, Version 52.8 (7); SEMCAD X Version 14.6.10 (7164)

Configuration/Body/Area Scan (7x11x1): Measurement grid: dx=10mm, dy=10mm
Maximum value of SAR (measured) = 2.86 W/kg

Configuration/Body/Zoom Scan (7x7x12) (7x7x12)/Cube 0: Measurement grid: dx=4mm, dy=4mm, dz=2mm
Reference Value = 3.508 V/m; Power Drift = -0.15 dB
Peak SAR (extrapolated) = 6.63 W/kg
SAR(1 g) = 1.13 W/kg; SAR(10 g) = 0.251 W/kg
Maximum value of SAR (measured) = 3.29 W/kg

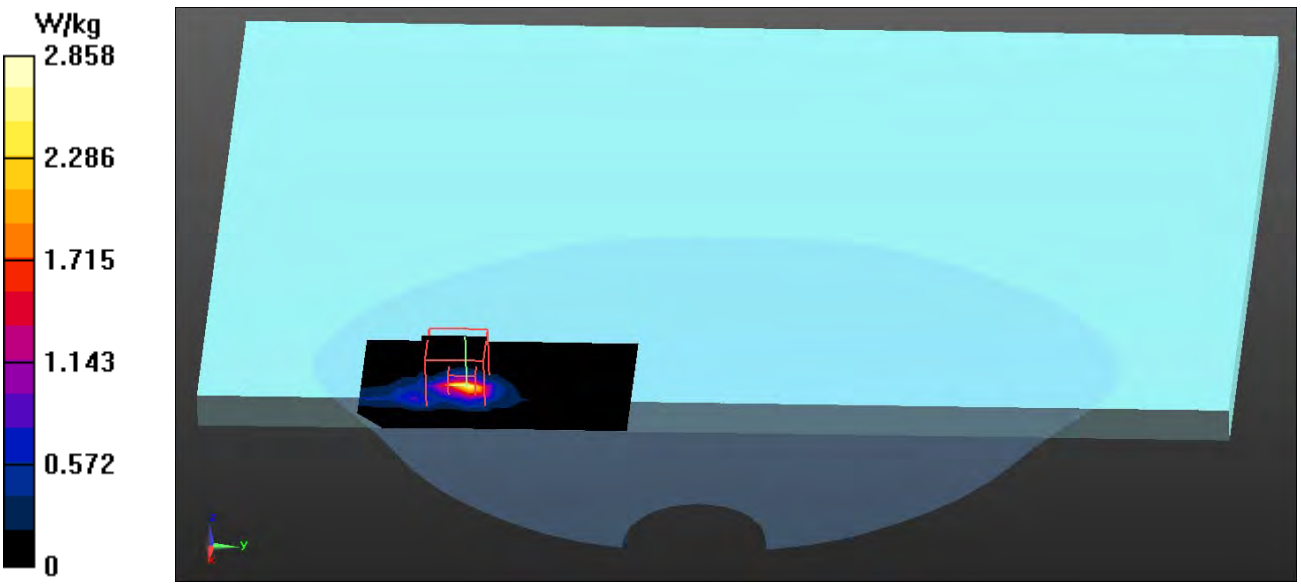

Test Laboratory: QuieTek Date/Time: 6/9/2014

802.11a_165-Bottom(NB Mode)- MIMO-ACON
DUT: Notebook PC; Type: NX500J
Communication System: UID 0, WLAN 5G; Frequency: 5825 MHz;
Communication System PAR: 0 dB
Medium parameters used: f = 5825 MHz; σ = 6.29 S/m; ε_r = 47.99; ρ = 1000 kg/m^3
Phantom section: Flat Section
Ambient Temperature (°C) : 24.1, Liquid Temperature (°C) : 22.3
Measurement Standard: DASY5 (IEEE/IEC/ANSI C63.19-2007)
DASY5 Configuration:

- Probe: EX3DV4 - SN3698; ConvF(4.01, 4.01, 4.01); Calibrated: 7/31/2013;
- Sensor-Surface: 1.4mm (Mechanical Surface Detection)
- Electronics: DAE4 Sn502; Calibrated: 4/23/2014
- Phantom: SAM with left table; Type: SAM;
- Measurement SW: DASY52, Version 52.8 (7); SEMCAD X Version 14.6.10 (7164)

Configuration/Body/Area Scan (6x26x1): Measurement grid: dx=10mm, dy=10mm
Maximum value of SAR (measured) = 1.52 W/kg

Configuration/Body/Zoom Scan (7x7x12) (7x7x12)/Cube 0: Measurement grid: dx=4mm, dy=4mm, dz=2mm
Reference Value = 6.379 V/m; Power Drift = -0.14 dB
Peak SAR (extrapolated) = 6.95 W/kg
SAR(1 g) = 1.09 W/kg; SAR(10 g) = 0.257 W/kg
Maximum value of SAR (measured) = 2.85 W/kg

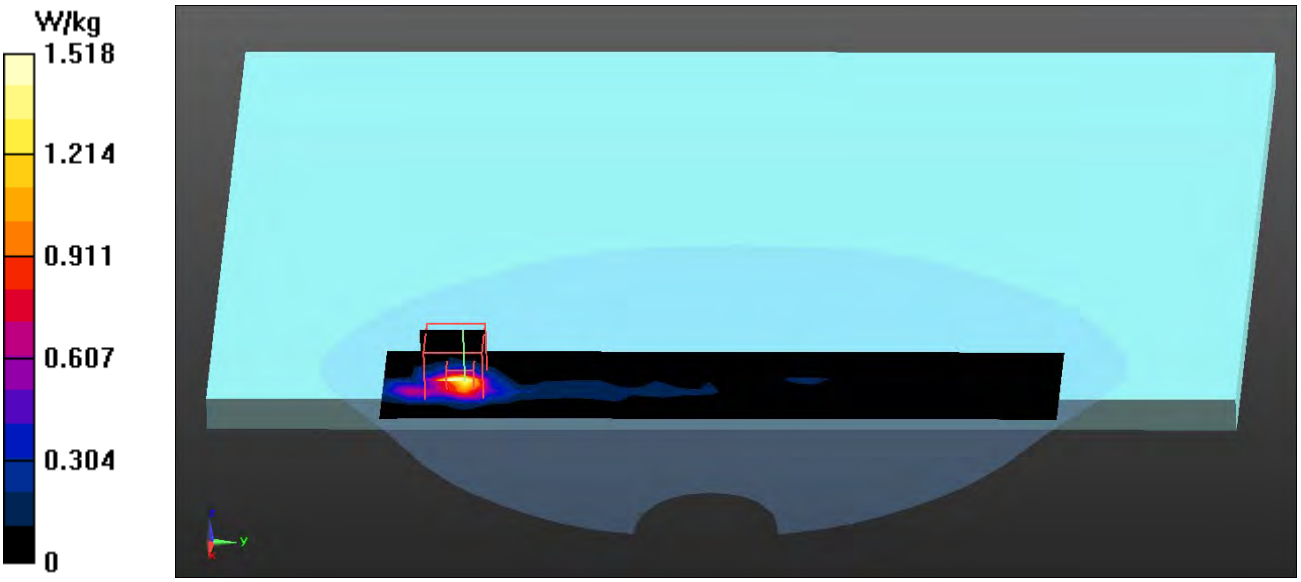

Test Laboratory: QuieTek Date/Time: 6/9/2014

802.11a_36-Bottom(NB Mode)- Aux-ACON
DUT: Notebook PC; Type: NX500J
Communication System: UID 0, WLAN 5G; Frequency: 5180 MHz;
Communication System PAR: 0 dB
Medium parameters used: f = 5180 MHz; σ = 5.39 S/m; ε_r = 49.67; ρ = 1000 kg/m^3
Phantom section: Flat Section
Ambient Temperature (°C) : 24.1, Liquid Temperature (°C) : 22.3
Measurement Standard: DASY5 (IEEE/IEC/ANSI C63.19-2007)
DASY5 Configuration:

- Probe: EX3DV4 - SN3698; ConvF(4.33, 4.33, 4.33); Calibrated: 7/31/2013;
- Sensor-Surface: 1.4mm (Mechanical Surface Detection)
- Electronics: DAE4 Sn502; Calibrated: 4/23/2014
- Phantom: SAM with left table; Type: SAM;
- Measurement SW: DASY52, Version 52.8 (7); SEMCAD X Version 14.6.10 (7164)

Configuration/Body/Area Scan (6x13x1): Measurement grid: dx=10mm, dy=10mm
Maximum value of SAR (measured) = 0.749 W/kg

Configuration/Body/Zoom Scan (7x7x12) (7x7x12)/Cube 0: Measurement grid: dx=4mm, dy=4mm, dz=2mm
Reference Value = 5.028 V/m; Power Drift = 0.15 dB
Peak SAR (extrapolated) = 1.87 W/kg
SAR(1 g) = 0.348 W/kg; SAR(10 g) = 0.092 W/kg
Maximum value of SAR (measured) = 0.886 W/kg



Test Laboratory: QuieTek Date/Time: 6/9/2014

802.11a_44-Bottom(NB Mode)- Aux-ACON
DUT: Notebook PC; Type: NX500J
Communication System: UID 0, WLAN 5G; Frequency: 5220 MHz;
Communication System PAR: 0 dB
Medium parameters used: f = 5220 MHz; σ = 5.45 S/m; ε_r = 49.57; ρ = 1000 kg/m^3
Phantom section: Flat Section
Ambient Temperature (°C) : 24.1, Liquid Temperature (°C) : 22.3
Measurement Standard: DASY5 (IEEE/IEC/ANSI C63.19-2007)
DASY5 Configuration:

- Probe: EX3DV4 - SN3698; ConvF(4.33, 4.33, 4.33); Calibrated: 7/31/2013;
- Sensor-Surface: 1.4mm (Mechanical Surface Detection)
- Electronics: DAE4 Sn1207; Calibrated: 5/19/2014
- Phantom: SAM with right table; Type: SAM;
- Measurement SW: DASY52, Version 52.8 (7); SEMCAD X Version 14.6.10 (7164)

Configuration/Body/Area Scan (6x13x1): Measurement grid: dx=10mm, dy=10mm
Maximum value of SAR (measured) = 0.711 W/kg

Configuration/Body/Zoom Scan (7x7x12) (7x7x12)/Cube 0: Measurement grid: dx=4mm, dy=4mm, dz=2mm
Reference Value = 4.257 V/m; Power Drift = 0.15 dB
Peak SAR (extrapolated) = 1.67 W/kg
SAR(1 g) = 0.331 W/kg; SAR(10 g) = 0.095 W/kg
Maximum value of SAR (measured) = 0.865 W/kg



Test Laboratory: QuieTek Date/Time: 6/9/2014

802.11a_48-Bottom(NB Mode)- Aux-ACON
DUT: Notebook PC; Type: NX500J
Communication System: UID 0, WLAN 5G; Frequency: 5240 MHz;
Communication System PAR: 0 dB
Medium parameters used: f = 5240 MHz; σ = 5.47 S/m; ε_r = 49.52; ρ = 1000 kg/m^3
Phantom section: Flat Section
Ambient Temperature (°C) : 24.1, Liquid Temperature (°C) : 22.3
Measurement Standard: DASY5 (IEEE/IEC/ANSI C63.19-2007)
DASY5 Configuration:

- Probe: EX3DV4 - SN3698; ConvF(4.33, 4.33, 4.33); Calibrated: 7/31/2013;
- Sensor-Surface: 1.4mm (Mechanical Surface Detection)
- Electronics: DAE4 Sn502; Calibrated: 4/23/2014
- Phantom: SAM with left table; Type: SAM;
- Measurement SW: DASY52, Version 52.8 (7); SEMCAD X Version 14.6.10 (7164)

Configuration/Body/Area Scan (6x13x1): Measurement grid: dx=10mm, dy=10mm
Maximum value of SAR (measured) = 0.687 W/kg

Configuration/Body/Zoom Scan (7x7x12) (7x7x12)/Cube 0: Measurement grid: dx=4mm, dy=4mm, dz=2mm
Reference Value = 4.946 V/m; Power Drift = -0.18 dB
Peak SAR (extrapolated) = 1.30 W/kg
SAR(1 g) = 0.318 W/kg; SAR(10 g) = 0.096 W/kg
Maximum value of SAR (measured) = 0.780 W/kg



Test Laboratory: QuieTek Date/Time: 6/9/2014

802.11a_52-Bottom(NB Mode)- Aux-ACON
DUT: Notebook PC; Type: NX500J
Communication System: UID 0, WLAN 5G; Frequency: 5260 MHz;
Communication System PAR: 0 dB
Medium parameters used: f = 5260 MHz; σ = 5.45 S/m; ε_r = 49.48; ρ = 1000 kg/m^3
Phantom section: Flat Section
Ambient Temperature (°C) : 24.1, Liquid Temperature (°C) : 22.3
Measurement Standard: DASY5 (IEEE/IEC/ANSI C63.19-2007)
DASY5 Configuration:

- Probe: EX3DV4 - SN3698; ConvF(4.12, 4.12, 4.12); Calibrated: 7/31/2013;
- Sensor-Surface: 1.4mm (Mechanical Surface Detection)
- Electronics: DAE4 Sn502; Calibrated: 4/23/2014
- Phantom: SAM with left table; Type: SAM;
- Measurement SW: DASY52, Version 52.8 (7); SEMCAD X Version 14.6.10 (7164)

Configuration/Body/Area Scan (7x10x1): Measurement grid: dx=10mm, dy=10mm
Maximum value of SAR (measured) = 3.15 W/kg

Configuration/Body/Zoom Scan (7x7x12) (7x7x12)/Cube 0: Measurement grid: dx=4mm, dy=4mm, dz=2mm
Reference Value = 4.657 V/m; Power Drift = -0.01 dB
Peak SAR (extrapolated) = 5.54 W/kg
SAR(1 g) = 1.04 W/kg; SAR(10 g) = 0.248 W/kg
Maximum value of SAR (measured) = 3.10 W/kg

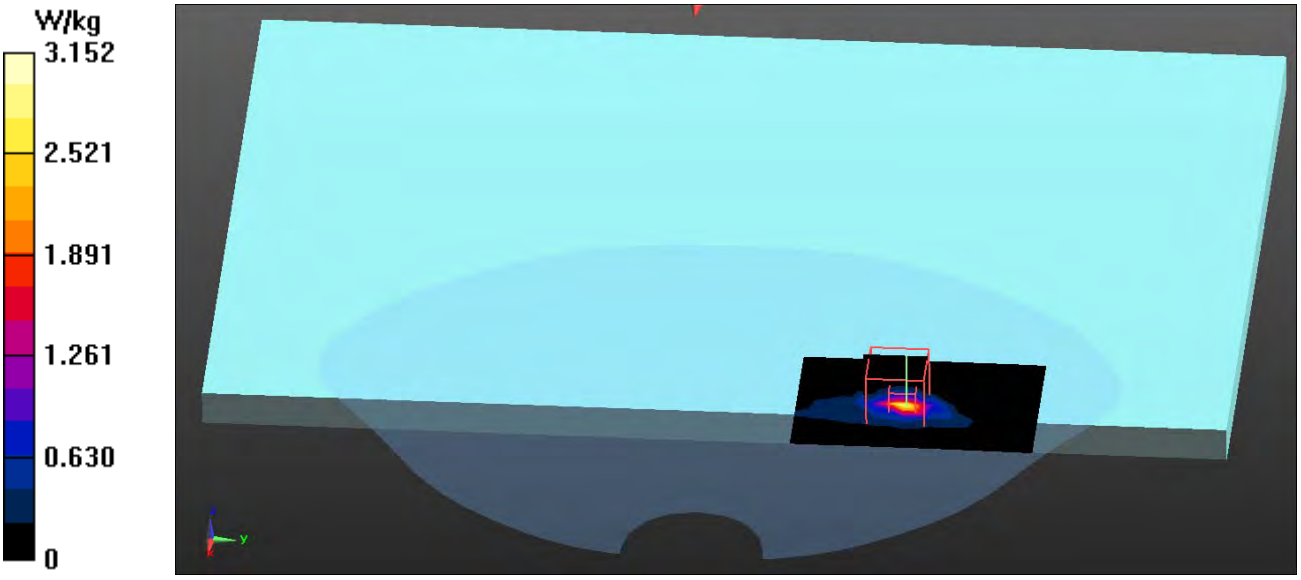

Test Laboratory: QuieTek Date/Time: 6/9/2014

802.11a_60-Bottom(NB Mode)- Aux-ACON
DUT: Notebook PC; Type: NX500J
Communication System: UID 0, WLAN 5G; Frequency: 5300 MHz;
Communication System PAR: 0 dB
Medium parameters used: f = 5300 MHz; σ = 5.49 S/m; ε_r = 49.33; ρ = 1000 kg/m^3
Phantom section: Flat Section
Ambient Temperature (°C) : 24.1, Liquid Temperature (°C) : 22.3
Measurement Standard: DASY5 (IEEE/IEC/ANSI C63.19-2007)
DASY5 Configuration:

- Probe: EX3DV4 - SN3698; ConvF(4.12, 4.12, 4.12); Calibrated: 7/31/2013;
- Sensor-Surface: 1.4mm (Mechanical Surface Detection)
- Electronics: DAE4 Sn502; Calibrated: 4/23/2014
- Phantom: SAM with left table; Type: SAM;
- Measurement SW: DASY52, Version 52.8 (7); SEMCAD X Version 14.6.10 (7164)

Configuration/Body/Area Scan (7x10x1): Measurement grid: dx=10mm, dy=10mm
Maximum value of SAR (measured) = 3.29 W/kg

Configuration/Body/Zoom Scan (7x7x12) (7x7x12)/Cube 0: Measurement grid: dx=4mm, dy=4mm, dz=2mm
Reference Value = 4.737 V/m; Power Drift = -0.12 dB
Peak SAR (extrapolated) = 5.98 W/kg
SAR(1 g) = 1.1 W/kg; SAR(10 g) = 0.260 W/kg
Maximum value of SAR (measured) = 3.24 W/kg

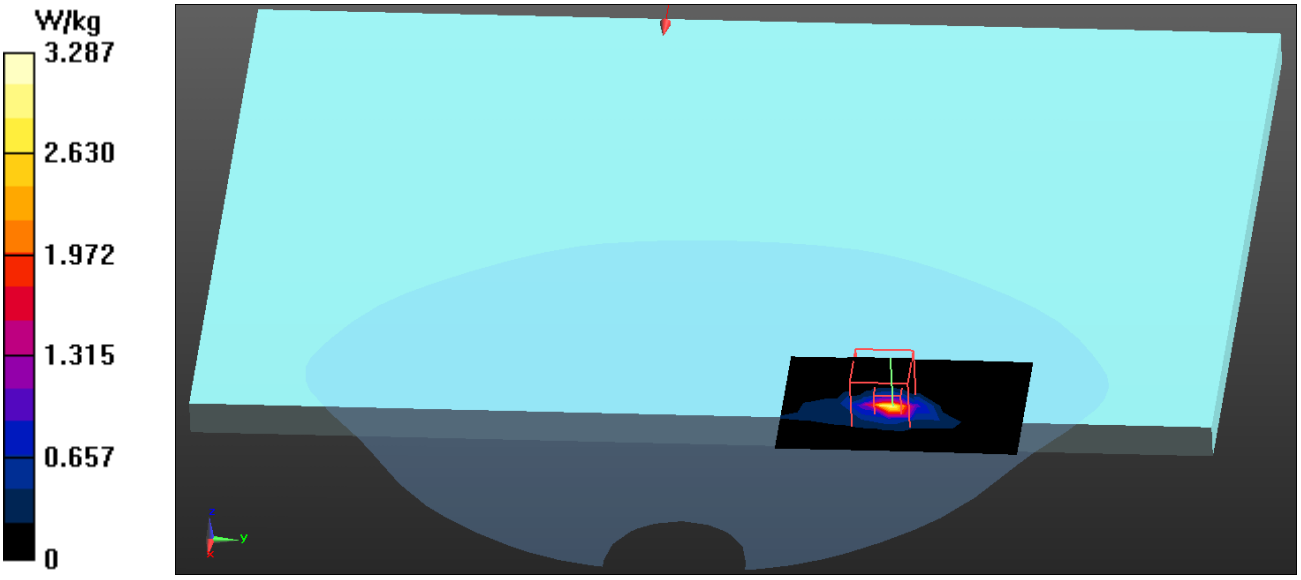

Test Laboratory: QuieTek Date/Time: 6/9/2014

802.11a_64-Bottom(NB Mode)- Aux-ACON
DUT: Notebook PC; Type: NX500J
Communication System: UID 0, WLAN 5G; Frequency: 5320 MHz;
Communication System PAR: 0 dB
Medium parameters used: f = 5320 MHz; σ = 5.51 S/m; ε_r = 49.27; ρ = 1000 kg/m^3
Phantom section: Flat Section
Ambient Temperature (°C) : 24.1, Liquid Temperature (°C) : 22.3
Measurement Standard: DASY5 (IEEE/IEC/ANSI C63.19-2007)
DASY5 Configuration:

- Probe: EX3DV4 - SN3698; ConvF(4.12, 4.12, 4.12); Calibrated: 7/31/2013;
- Sensor-Surface: 1.4mm (Mechanical Surface Detection)
- Electronics: DAE4 Sn502; Calibrated: 4/23/2014
- Phantom: SAM with left table; Type: SAM;
- Measurement SW: DASY52, Version 52.8 (7); SEMCAD X Version 14.6.10 (7164)

Configuration/Body/Area Scan (7x10x1): Measurement grid: dx=10mm, dy=10mm
Maximum value of SAR (measured) = 3.50 W/kg

Configuration/Body/Zoom Scan (7x7x12) (7x7x12)/Cube 0: Measurement grid: dx=4mm, dy=4mm, dz=2mm
Reference Value = 4.555 V/m; Power Drift = -0.12 dB
Peak SAR (extrapolated) = 6.30 W/kg
SAR(1 g) = 1.14 W/kg; SAR(10 g) = 0.271 W/kg
Maximum value of SAR (measured) = 3.46 W/kg

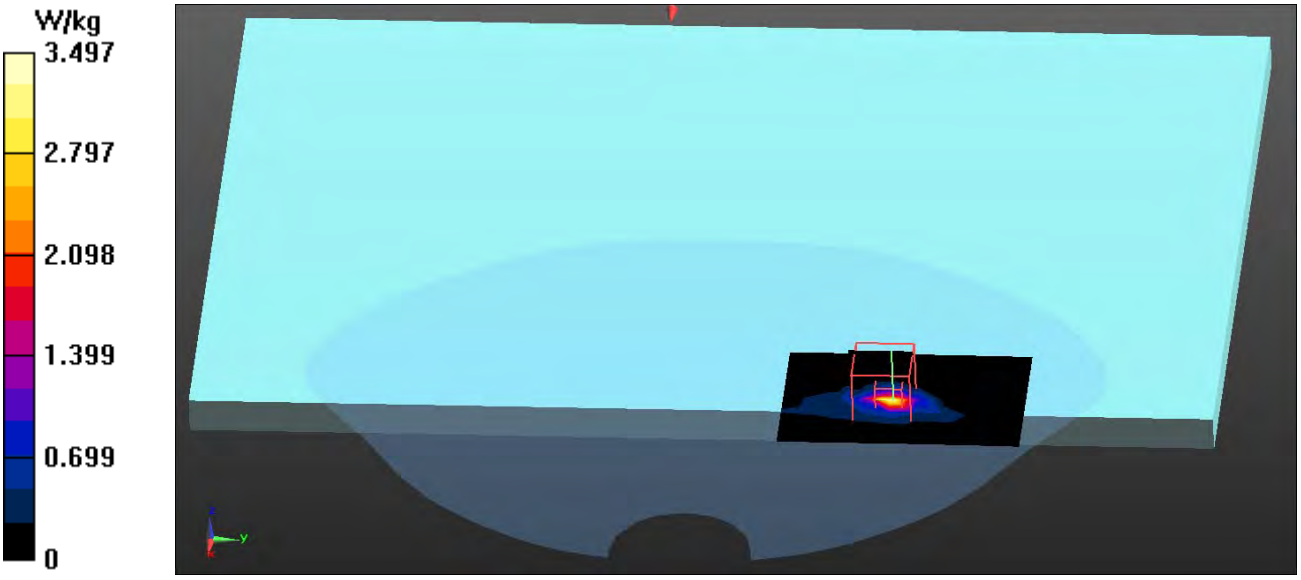

Test Laboratory: QuieTek Date/Time: 6/9/2014

802.11a_100-Bottom(NB Mode)- Aux-ACON
DUT: Notebook PC; Type: NX500J
Communication System: UID 0, WLAN 5G; Frequency: 5500 MHz;
Communication System PAR: 0 dB
Medium parameters used: f = 5500 MHz; σ = 5.61 S/m; ε_r = 48.79; ρ = 1000 kg/m^3
Phantom section: Flat Section
Ambient Temperature (°C) : 24.1, Liquid Temperature (°C) : 22.3
Measurement Standard: DASY5 (IEEE/IEC/ANSI C63.19-2007)
DASY5 Configuration:

- Probe: EX3DV4 - SN3698; ConvF(3.82, 3.82, 3.82); Calibrated: 7/31/2013;
- Sensor-Surface: 1.4mm (Mechanical Surface Detection)
- Electronics: DAE4 Sn502; Calibrated: 4/23/2014
- Phantom: SAM with left table; Type: SAM;
- Measurement SW: DASY52, Version 52.8 (7); SEMCAD X Version 14.6.10 (7164)

Configuration/Body/Area Scan (7x10x1): Measurement grid: dx=10mm, dy=10mm
Maximum value of SAR (measured) = 3.17 W/kg

Configuration/Body/Zoom Scan (7x7x12) (7x7x12)/Cube 0: Measurement grid: dx=4mm, dy=4mm, dz=2mm
Reference Value = 4.301 V/m; Power Drift = -0.10 dB
Peak SAR (extrapolated) = 5.94 W/kg
SAR(1 g) = 1.16 W/kg; SAR(10 g) = 0.272 W/kg
Maximum value of SAR (measured) = 3.55 W/kg

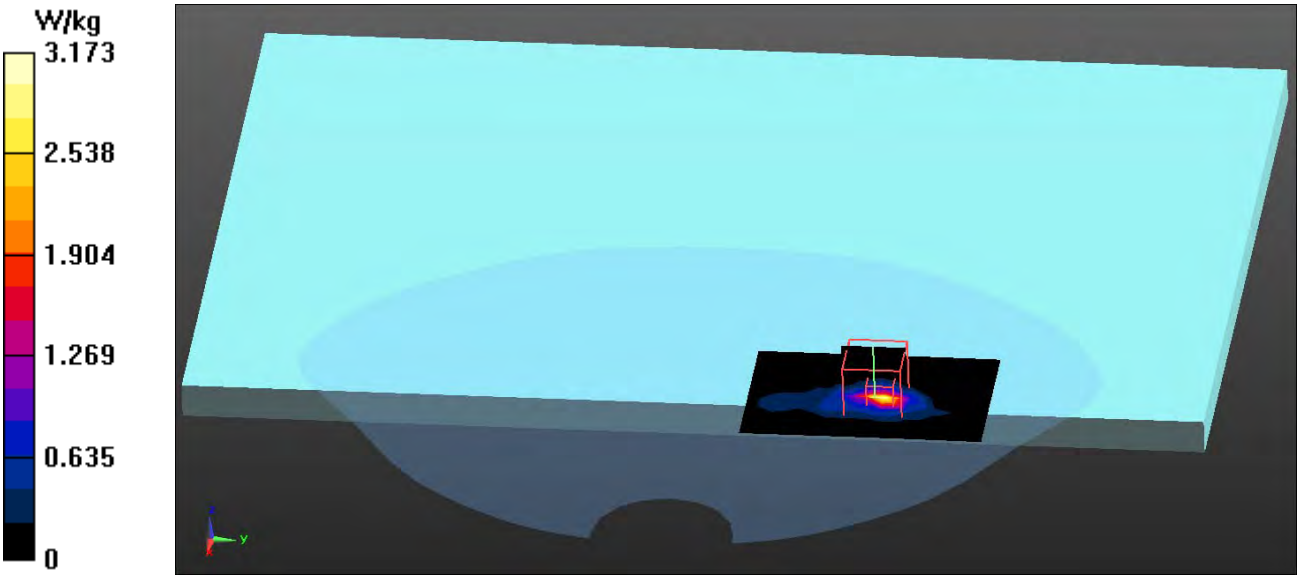

Test Laboratory: QuieTek Date/Time: 6/9/2014

802.11a_116-Bottom(NB Mode)- Aux-ACON
DUT: Notebook PC; Type: NX500J
Communication System: UID 0, WLAN 5G; Frequency: 5580 MHz;
Communication System PAR: 0 dB
Medium parameters used: f = 5580 MHz; σ = 5.78 S/m; ε_r = 48.6; ρ = 1000 kg/m^3
Phantom section: Flat Section
Ambient Temperature (°C) : 24.1, Liquid Temperature (°C) : 22.3
Measurement Standard: DASY5 (IEEE/IEC/ANSI C63.19-2007)
DASY5 Configuration:

- Probe: EX3DV4 - SN3698; ConvF(3.39, 3.39, 3.39); Calibrated: 7/31/2013;
- Sensor-Surface: 1.4mm (Mechanical Surface Detection)
- Electronics: DAE4 Sn502; Calibrated: 4/23/2014
- Phantom: SAM with left table; Type: SAM;
- Measurement SW: DASY52, Version 52.8 (7); SEMCAD X Version 14.6.10 (7164)

Configuration/Body/Area Scan (7x10x1): Measurement grid: dx=10mm, dy=10mm
Maximum value of SAR (measured) = 2.68 W/kg

Configuration/Body/Zoom Scan (7x7x12) (7x7x12)/Cube 0: Measurement grid: dx=4mm, dy=4mm, dz=2mm
Reference Value = 3.666 V/m; Power Drift = -0.18 dB
Peak SAR (extrapolated) = 4.67 W/kg
SAR(1 g) = 1.03 W/kg; SAR(10 g) = 0.229 W/kg
Maximum value of SAR (measured) = 2.73 W/kg

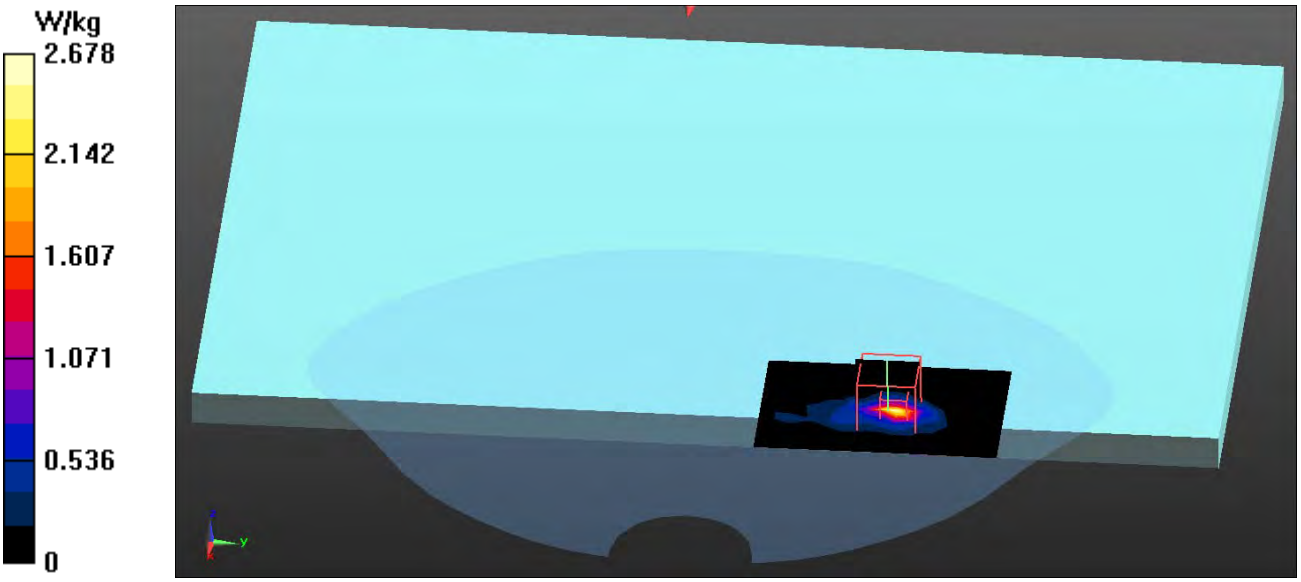

Test Laboratory: QuieTek Date/Time: 6/9/2014

802.11a_140-Bottom(NB Mode)- Aux-ACON
DUT: Notebook PC; Type: NX500J
Communication System: UID 0, WLAN 5G; Frequency: 5700 MHz;
Communication System PAR: 0 dB
Medium parameters used: f = 5700 MHz; σ = 6.02 S/m; ε_r = 48.3; ρ = 1000 kg/m^3
Phantom section: Flat Section
Ambient Temperature (°C) : 24.1, Liquid Temperature (°C) : 22.3
Measurement Standard: DASY5 (IEEE/IEC/ANSI C63.19-2007)
DASY5 Configuration:

- Probe: EX3DV4 - SN3698; ConvF(3.39, 3.39, 3.39); Calibrated: 7/31/2013;
- Sensor-Surface: 1.4mm (Mechanical Surface Detection)
- Electronics: DAE4 Sn502; Calibrated: 4/23/2014
- Phantom: SAM with left table; Type: SAM;
- Measurement SW: DASY52, Version 52.8 (7); SEMCAD X Version 14.6.10 (7164)

Configuration/Body/Area Scan (7x10x1): Measurement grid: dx=10mm, dy=10mm
Maximum value of SAR (measured) = 2.92 W/kg

Configuration/Body/Zoom Scan (7x7x12) (7x7x12)/Cube 0: Measurement grid: dx=4mm, dy=4mm, dz=2mm
Reference Value = 4.430 V/m; Power Drift = -0.17 dB
Peak SAR (extrapolated) = 6.10 W/kg
SAR(1 g) = 1.02 W/kg; SAR(10 g) = 0.241 W/kg
Maximum value of SAR (measured) = 3.15 W/kg

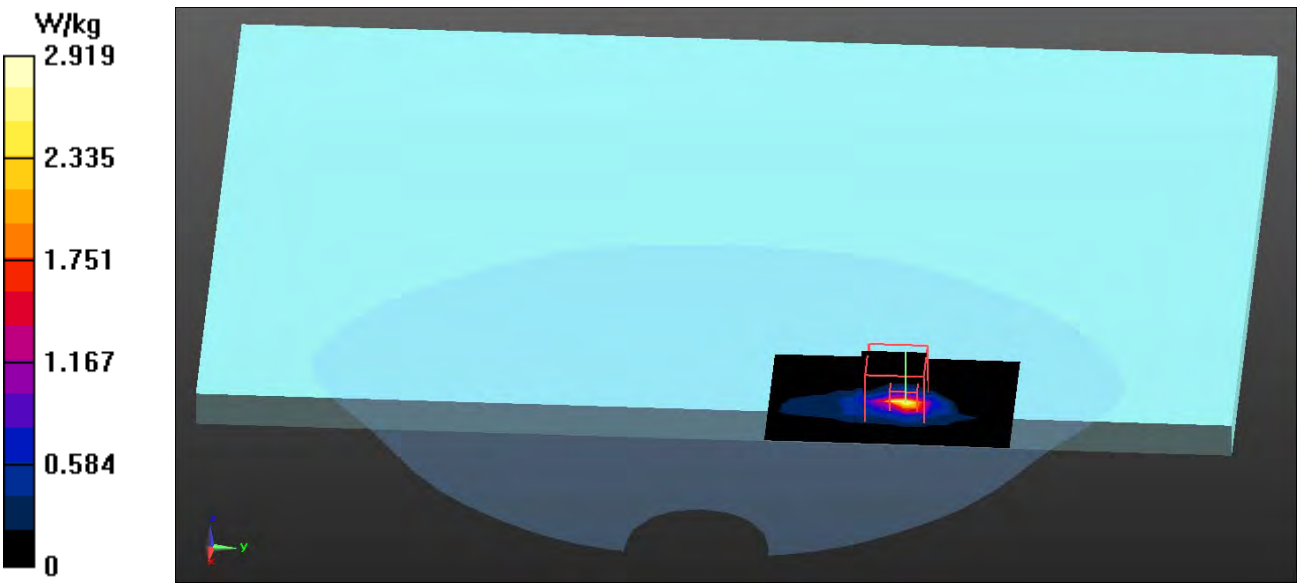

Test Laboratory: QuieTek Date/Time: 6/9/2014

802.11a_149-Bottom(NB Mode)- Aux-ACON
DUT: Notebook PC; Type: NX500J
Communication System: UID 0, WLAN 5G; Frequency: 5745 MHz;
Communication System PAR: 0 dB
Medium parameters used: f = 5745 MHz; σ = 6.12 S/m; ε_r = 48.19; ρ = 1000 kg/m^3
Phantom section: Flat Section
Ambient Temperature (°C) : 24.1, Liquid Temperature (°C) : 22.3
Measurement Standard: DASY5 (IEEE/IEC/ANSI C63.19-2007)
DASY5 Configuration:

- Probe: EX3DV4 - SN3698; ConvF(4.01, 4.01, 4.01); Calibrated: 7/31/2013;
- Sensor-Surface: 1.4mm (Mechanical Surface Detection)
- Electronics: DAE4 Sn502; Calibrated: 4/23/2014
- Phantom: SAM with left table; Type: SAM;
- Measurement SW: DASY52, Version 52.8 (7); SEMCAD X Version 14.6.10 (7164)

Configuration/Body/Area Scan (7x11x1): Measurement grid: dx=10mm, dy=10mm
Maximum value of SAR (measured) = 3.21 W/kg

Configuration/Body/Zoom Scan (7x7x12) (7x7x12)/Cube 0: Measurement grid: dx=4mm, dy=4mm, dz=2mm
Reference Value = 5.646 V/m; Power Drift = 0.11 dB
Peak SAR (extrapolated) = 6.33 W/kg
SAR(1 g) = 1.07 W/kg; SAR(10 g) = 0.247 W/kg
Maximum value of SAR (measured) = 3.05 W/kg

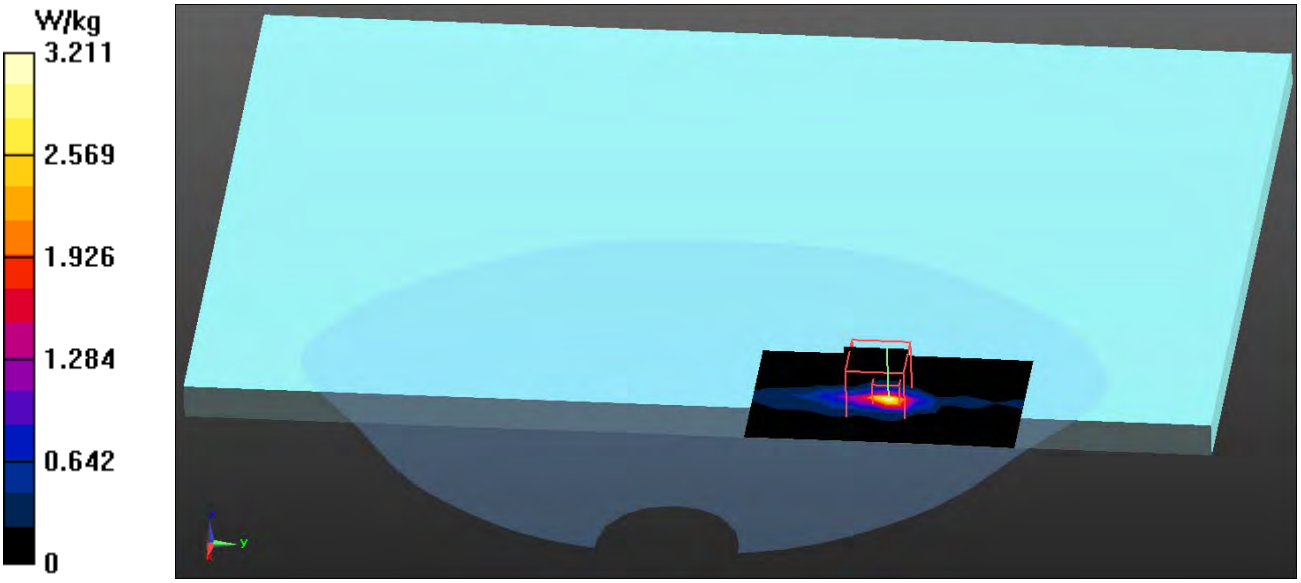

Test Laboratory: QuieTek Date/Time: 6/9/2014

802.11a_157-Bottom(NB Mode)- Aux-ACON
DUT: Notebook PC; Type: NX500J
Communication System: UID 0, WLAN 5G; Frequency: 5785 MHz;
Communication System PAR: 0 dB
Medium parameters used: f = 5785 MHz; σ = 6.21 S/m; ε_r = 48.11; ρ = 1000 kg/m^3
Phantom section: Flat Section
Ambient Temperature (°C) : 24.1, Liquid Temperature (°C) : 22.3
Measurement Standard: DASY5 (IEEE/IEC/ANSI C63.19-2007)
DASY5 Configuration:

- Probe: EX3DV4 - SN3698; ConvF(4.01, 4.01, 4.01); Calibrated: 7/31/2013;
- Sensor-Surface: 1.4mm (Mechanical Surface Detection)
- Electronics: DAE4 Sn502; Calibrated: 4/23/2014
- Phantom: SAM with left table; Type: SAM;
- Measurement SW: DASY52, Version 52.8 (7); SEMCAD X Version 14.6.10 (7164)

Configuration/Body/Area Scan (7x11x1): Measurement grid: dx=10mm, dy=10mm
Maximum value of SAR (measured) = 3.11 W/kg

Configuration/Body/Zoom Scan (7x7x12) (7x7x12)/Cube 0: Measurement grid: dx=4mm, dy=4mm, dz=2mm
Reference Value = 6.218 V/m; Power Drift = -0.11 dB
Peak SAR (extrapolated) = 6.43 W/kg
SAR(1 g) = 1.11 W/kg; SAR(10 g) = 0.250 W/kg
Maximum value of SAR (measured) = 3.13 W/kg

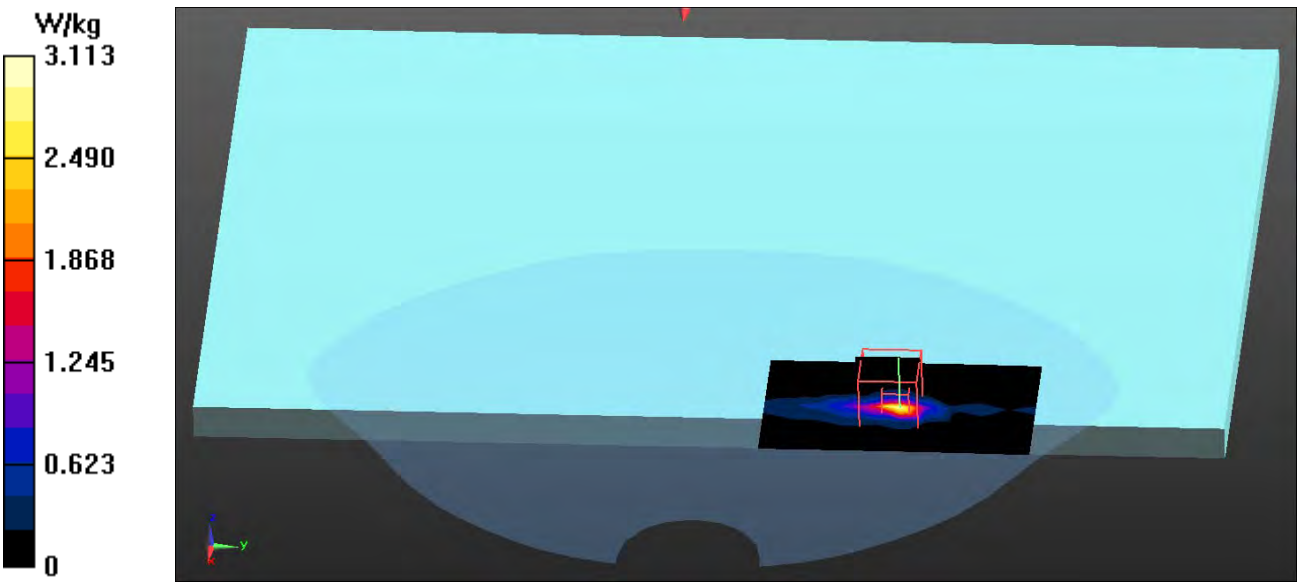

Test Laboratory: QuieTek Date/Time: 6/9/2014

802.11a_165-Bottom(NB Mode)- Aux-ACON
DUT: Notebook PC; Type: NX500J
Communication System: UID 0, WLAN 5G; Frequency: 5825 MHz;
Communication System PAR: 0 dB
Medium parameters used: f = 5825 MHz; σ = 6.29 S/m; ε_r = 47.99; ρ = 1000 kg/m^3
Phantom section: Flat Section
Ambient Temperature (°C) : 24.1, Liquid Temperature (°C) : 22.3
Measurement Standard: DASY5 (IEEE/IEC/ANSI C63.19-2007)
DASY5 Configuration:

- Probe: EX3DV4 - SN3698; ConvF(4.01, 4.01, 4.01); Calibrated: 7/31/2013;
- Sensor-Surface: 1.4mm (Mechanical Surface Detection)
- Electronics: DAE4 Sn502; Calibrated: 4/23/2014
- Phantom: SAM with left table; Type: SAM;
- Measurement SW: DASY52, Version 52.8 (7); SEMCAD X Version 14.6.10 (7164)

Configuration/Body/Area Scan (6x26x1): Measurement grid: dx=10mm, dy=10mm
Maximum value of SAR (measured) = 3.04 W/kg

Configuration/Body/Zoom Scan (7x7x12) (7x7x12)/Cube 0: Measurement grid: dx=4mm, dy=4mm, dz=2mm
Reference Value = 9.753 V/m; Power Drift = 0.04 dB
Peak SAR (extrapolated) = 6.44 W/kg
SAR(1 g) = 1.14 W/kg; SAR(10 g) = 0.306 W/kg
Maximum value of SAR (measured) = 3.02 W/kg

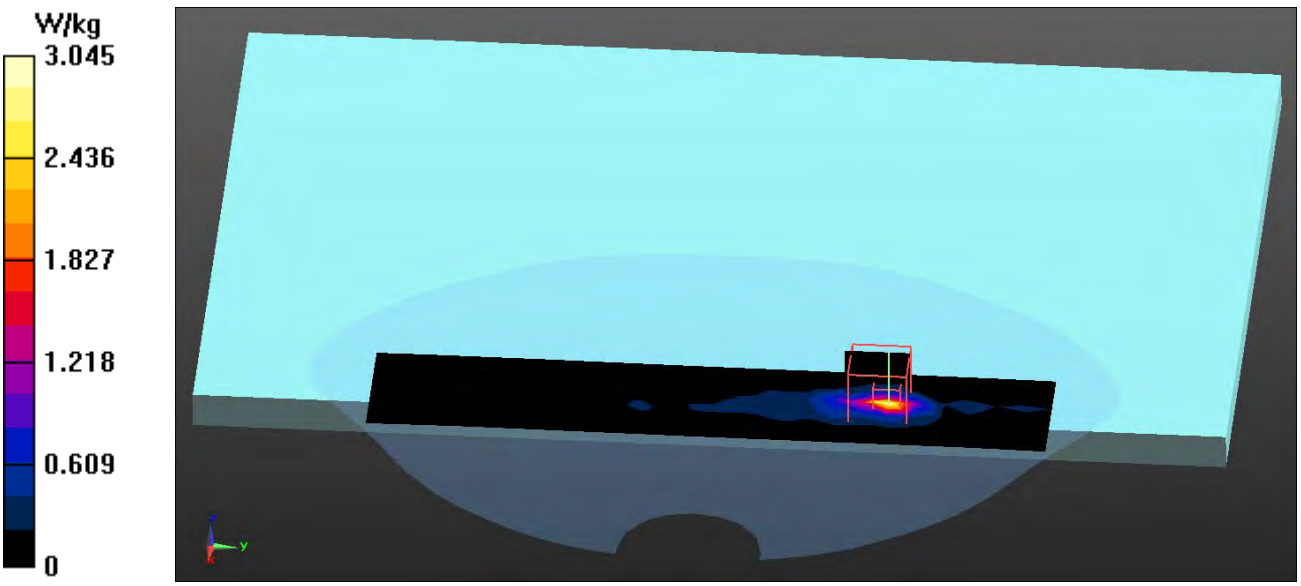

Test Laboratory: QuieTek Date/Time: 6/9/2014

802.11n-20M_36-Bottom(NB Mode)- Main + MIMO + Aux-ACON
DUT: Notebook PC; Type: NX500J
Communication System: UID 0, WLAN 5G; Frequency: 5180 MHz;
Communication System PAR: 0 dB
Medium parameters used: f = 5180 MHz; σ = 5.39 S/m; ε_r = 49.67; ρ = 1000 kg/m^3
Phantom section: Flat Section
Ambient Temperature (°C) : 24.1, Liquid Temperature (°C) : 22.3
Measurement Standard: DASY5 (IEEE/IEC/ANSI C63.19-2007)
DASY5 Configuration:

- Probe: EX3DV4 - SN3698; ConvF(4.33, 4.33, 4.33); Calibrated: 7/31/2013;
- Sensor-Surface: 1.4mm (Mechanical Surface Detection)
- Electronics: DAE4 Sn502; Calibrated: 4/23/2014
- Phantom: SAM with left table; Type: SAM;
- Measurement SW: DASY52, Version 52.8 (7); SEMCAD X Version 14.6.10 (7164)

Configuration/Body/Area Scan (6x26x1): Measurement grid: dx=10mm, dy=10mm
Maximum value of SAR (measured) = 1.24 W/kg
Configuration/Body/Zoom Scan (7x7x12) (7x7x12)/Cube Main: Measurement grid: dx=4mm, dy=4mm, dz=2mm
Reference Value = 9.026 V/m; Power Drift = 0.12 dB
Peak SAR (extrapolated) = 2.00 W/kg
SAR(1 g) = 0.514 W/kg; SAR(10 g) = 0.276 W/kg
Maximum value of SAR (measured) = 0.952 W/kg
Configuration/Body/Zoom Scan (7x7x12) (7x7x12)/Cube MIMO: Measurement grid: dx=4mm, dy=4mm, dz=2mm
Reference Value = 9.026 V/m; Power Drift = 0.12 dB
Peak SAR (extrapolated) = 3.16 W/kg
SAR(1 g) = 0.786 W/kg; SAR(10 g) = 0.343 W/kg
Maximum value of SAR (measured) = 1.62 W/kg
Configuration/Body/Zoom Scan (7x7x12) (7x7x12)/Cube Aux: Measurement grid: dx=4mm, dy=4mm, dz=2mm
Reference Value = 9.026 V/m; Power Drift = 0.12 dB
Peak SAR (extrapolated) = 2.14 W/kg
SAR(1 g) = 0.481 W/kg; SAR(10 g) = 0.256 W/kg
Maximum value of SAR (measured) = 1.00 W/kg

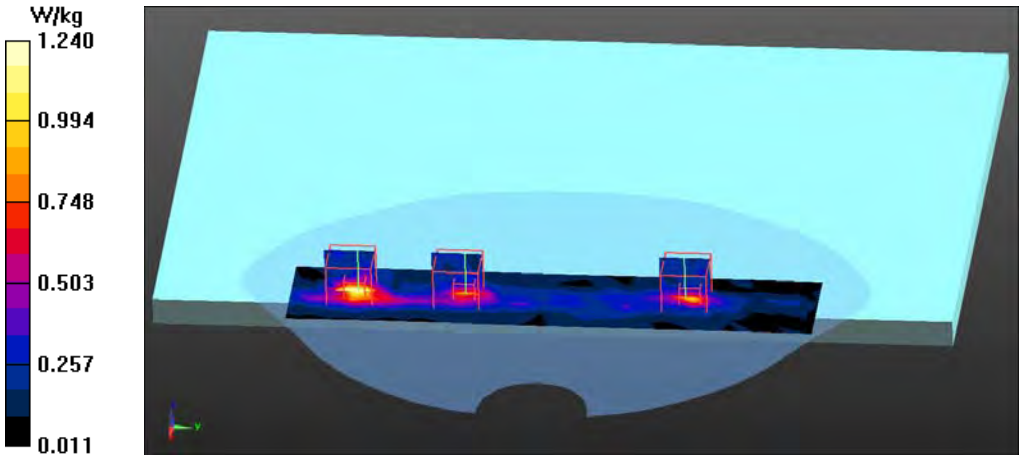

Test Laboratory: QuieTek Date/Time: 6/9/2014

802.11n-20M_44-Bottom(NB Mode)- Main + MIMO + Aux-ACON
DUT: Notebook PC; Type: NX500J
Communication System: UID 0, WLAN 5G; Frequency: 5220 MHz;
Communication System PAR: 0 dB
Medium parameters used: f = 5220 MHz; σ = 5.45 S/m; ε_r = 49.57; ρ = 1000 kg/m^3
Phantom section: Flat Section
Ambient Temperature (°C) : 24.1, Liquid Temperature (°C) : 22.3
Measurement Standard: DASY5 (IEEE/IEC/ANSI C63.19-2007)
DASY5 Configuration:

- Probe: EX3DV4 - SN3698; ConvF(4.33, 4.33, 4.33); Calibrated: 7/31/2013;
- Sensor-Surface: 1.4mm (Mechanical Surface Detection)
- Electronics: DAE4 Sn502; Calibrated: 4/23/2014
- Phantom: SAM with left table; Type: SAM;
- Measurement SW: DASY52, Version 52.8 (7); SEMCAD X Version 14.6.10 (7164)

Configuration/Body/Area Scan (6x26x1): Measurement grid: dx=10mm, dy=10mm
Maximum value of SAR (measured) = 1.14 W/kg
Configuration/Body/Zoom Scan (7x7x12) (7x7x12)/Cube Main: Measurement grid: dx=4mm, dy=4mm, dz=2mm
Reference Value = 8.480 V/m; Power Drift = -0.08 dB
Peak SAR (extrapolated) = 1.92 W/kg
SAR(1 g) = 0.522 W/kg; SAR(10 g) = 0.264 W/kg
Maximum value of SAR (measured) = 1.07 W/kg
Configuration/Body/Zoom Scan (7x7x12) (7x7x12)/Cube MIMO: Measurement grid: dx=4mm, dy=4mm, dz=2mm
Reference Value = 8.480 V/m; Power Drift = -0.08 dB
Peak SAR (extrapolated) = 2.97 W/kg
SAR(1 g) = 0.666 W/kg; SAR(10 g) = 0.279 W/kg
Maximum value of SAR (measured) = 1.42 W/kg
Configuration/Body/Zoom Scan (7x7x12) (7x7x12)/Cube Aux: Measurement grid: dx=4mm, dy=4mm, dz=2mm
Reference Value = 8.480 V/m; Power Drift = -0.08 dB
Peak SAR (extrapolated) = 1.89 W/kg
SAR(1 g) = 0.427 W/kg; SAR(10 g) = 0.214 W/kg
Maximum value of SAR (measured) = 0.832 W/kg

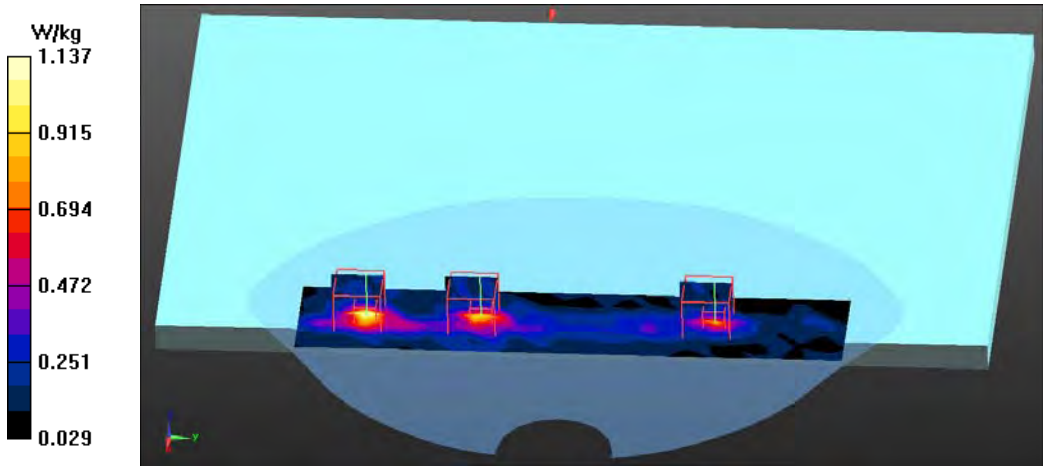

Test Laboratory: QuieTek Date/Time: 6/9/2014

802.11n-20M_48-Bottom(NB Mode)- Main + MIMO + Aux-ACON
DUT: Notebook PC; Type: NX500J
Communication System: UID 0, WLAN 5G; Frequency: 5240 MHz;
Communication System PAR: 0 dB
Medium parameters used: f = 5240 MHz; σ = 5.47 S/m; ε_r = 49.52; ρ = 1000 kg/m^3
Phantom section: Flat Section
Ambient Temperature (°C) : 24.1, Liquid Temperature (°C) : 22.3
Measurement Standard: DASY5 (IEEE/IEC/ANSI C63.19-2007)
DASY5 Configuration:

- Probe: EX3DV4 - SN3698; ConvF(4.33, 4.33, 4.33); Calibrated: 7/31/2013;
- Sensor-Surface: 1.4mm (Mechanical Surface Detection)
- Electronics: DAE4 Sn502; Calibrated: 4/23/2014
- Phantom: SAM with left table; Type: SAM;
- Measurement SW: DASY52, Version 52.8 (7); SEMCAD X Version 14.6.10 (7164)

Configuration/Body/Area Scan (6x26x1): Measurement grid: dx=10mm, dy=10mm
Maximum value of SAR (measured) = 1.01 W/kg
Configuration/Body/Zoom Scan (7x7x12) (7x7x12)/Cube Main: Measurement grid: dx=4mm, dy=4mm, dz=2mm
Reference Value = 8.495 V/m; Power Drift = -0.11 dB
Peak SAR (extrapolated) = 1.86 W/kg
SAR(1 g) = 0.409 W/kg; SAR(10 g) = 0.116 W/kg
Maximum value of SAR (measured) = 1.07 W/kg
Configuration/Body/Zoom Scan (7x7x12) (7x7x12)/Cube MIMO: Measurement grid: dx=4mm, dy=4mm, dz=2mm
Reference Value = 8.495 V/m; Power Drift = -0.11 dB
Peak SAR (extrapolated) = 2.29 W/kg
SAR(1 g) = 0.488 W/kg; SAR(10 g) = 0.128 W/kg
Maximum value of SAR (measured) = 1.19 W/kg
Configuration/Body/Zoom Scan (7x7x12) (7x7x12)/Cube Aux: Measurement grid: dx=4mm, dy=4mm, dz=2mm
Reference Value = 8.495 V/m; Power Drift = -0.11 dB
Peak SAR (extrapolated) = 1.22 W/kg
SAR(1 g) = 0.281 W/kg; SAR(10 g) = 0.069 W/kg
Maximum value of SAR (measured) = 0.704 W/kg

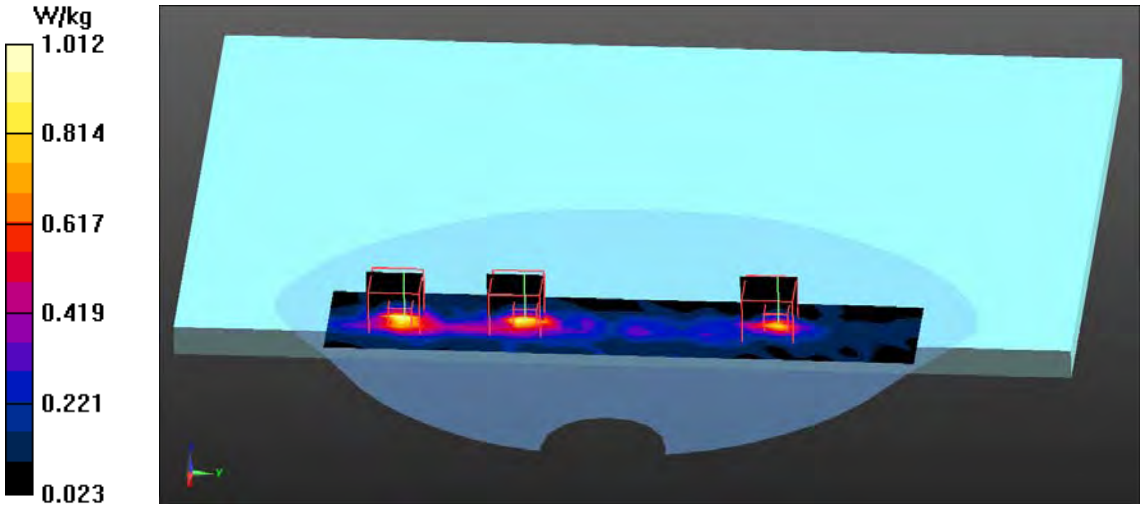

Test Laboratory: QuieTek Date/Time: 6/9/2014

802.11n-20M_52-Bottom(NB Mode)- Main + MIMO + Aux-ACON
DUT: Notebook PC; Type: NX500J
Communication System: UID 0, WLAN 5G; Frequency: 5260 MHz;
Communication System PAR: 0 dB
Medium parameters used: f = 5260 MHz; σ = 5.45 S/m; ε_r = 49.48; ρ = 1000 kg/m^3
Phantom section: Flat Section
Ambient Temperature (°C) : 24.1, Liquid Temperature (°C) : 22.3
Measurement Standard: DASY5 (IEEE/IEC/ANSI C63.19-2007)
DASY5 Configuration:

- Probe: EX3DV4 - SN3698; ConvF(4.12, 4.12, 4.12); Calibrated: 7/31/2013;
- Sensor-Surface: 1.4mm (Mechanical Surface Detection)
- Electronics: DAE4 Sn502; Calibrated: 4/23/2014
- Phantom: SAM with left table; Type: SAM;
- Measurement SW: DASY52, Version 52.8 (7); SEMCAD X Version 14.6.10 (7164)

Configuration/Body/Area Scan (6x25x1): Measurement grid: dx=10mm, dy=10mm
Maximum value of SAR (measured) = 1.52 W/kg
Configuration/Body/Zoom Scan (7x7x12) (7x7x12)/Cube Main: Measurement grid: dx=4mm, dy=4mm, dz=2mm
Reference Value = 7.328 V/m; Power Drift = -0.15 dB
Peak SAR (extrapolated) = 3.74 W/kg
SAR(1 g) = 0.818 W/kg; SAR(10 g) = 0.211 W/kg
Maximum value of SAR (measured) = 2.16 W/kg
Configuration/Body/Zoom Scan (7x7x12) (7x7x12)/Cube MIMO: Measurement grid: dx=4mm, dy=4mm, dz=2mm
Reference Value = 7.328 V/m; Power Drift = -0.15 dB
Peak SAR (extrapolated) = 3.79 W/kg
SAR(1 g) = 0.841 W/kg; SAR(10 g) = 0.210 W/kg
Maximum value of SAR (measured) = 2.18 W/kg
Configuration/Body/Zoom Scan (7x7x12) (7x7x12)/Cube Aux: Measurement grid: dx=4mm, dy=4mm, dz=2mm
Reference Value = 7.328 V/m; Power Drift = -0.15 dB
Peak SAR (extrapolated) = 2.61 W/kg
SAR(1 g) = 0.501 W/kg; SAR(10 g) = 0.116 W/kg
Maximum value of SAR (measured) = 1.30 W/kg

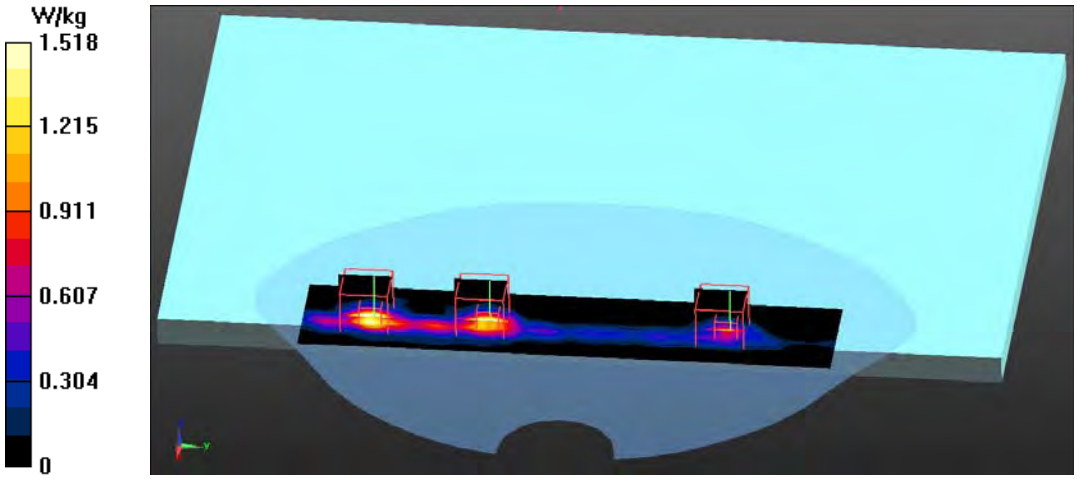

Test Laboratory: QuieTek Date/Time: 6/9/2014

802.11n-20M_60-Bottom(NB Mode)- Main + MIMO + Aux-ACON
DUT: Notebook PC; Type: NX500J
Communication System: UID 0, WLAN 5G; Frequency: 5300 MHz;
Communication System PAR: 0 dB
Medium parameters used: f = 5300 MHz; σ = 5.49 S/m; ε_r = 49.33; ρ = 1000 kg/m^3
Phantom section: Flat Section
Ambient Temperature (°C) : 24.1, Liquid Temperature (°C) : 22.3
Measurement Standard: DASY5 (IEEE/IEC/ANSI C63.19-2007)
DASY5 Configuration:

- Probe: EX3DV4 - SN3698; ConvF(4.12, 4.12, 4.12); Calibrated: 7/31/2013;
- Sensor-Surface: 1.4mm (Mechanical Surface Detection)
- Electronics: DAE4 Sn502; Calibrated: 4/23/2014
- Phantom: SAM with left table; Type: SAM;
- Measurement SW: DASY52, Version 52.8 (7); SEMCAD X Version 14.6.10 (7164)

Configuration/Body/Area Scan (6x25x1): Measurement grid: dx=10mm, dy=10mm
Maximum value of SAR (measured) = 1.45 W/kg
Configuration/Body/Zoom Scan (7x7x12) (7x7x12)/Cube Main: Measurement grid: dx=4mm, dy=4mm, dz=2mm
Reference Value = 7.215 V/m; Power Drift = -0.12 dB
Peak SAR (extrapolated) = 3.88 W/kg
SAR(1 g) = 0.848 W/kg; SAR(10 g) = 0.221 W/kg
Maximum value of SAR (measured) = 2.21 W/kg
Configuration/Body/Zoom Scan (7x7x12) (7x7x12)/Cube MIMO: Measurement grid: dx=4mm, dy=4mm, dz=2mm
Reference Value = 7.215 V/m; Power Drift = -0.12 dB
Peak SAR (extrapolated) = 3.55 W/kg
SAR(1 g) = 0.794 W/kg; SAR(10 g) = 0.199 W/kg
Maximum value of SAR (measured) = 2.05 W/kg
Configuration/Body/Zoom Scan (7x7x12) (7x7x12)/Cube Aux: Measurement grid: dx=4mm, dy=4mm, dz=2mm
Reference Value = 7.215 V/m; Power Drift = -0.12 dB
Peak SAR (extrapolated) = 2.77 W/kg
SAR(1 g) = 0.545 W/kg; SAR(10 g) = 0.124 W/kg
Maximum value of SAR (measured) = 1.44 W/kg

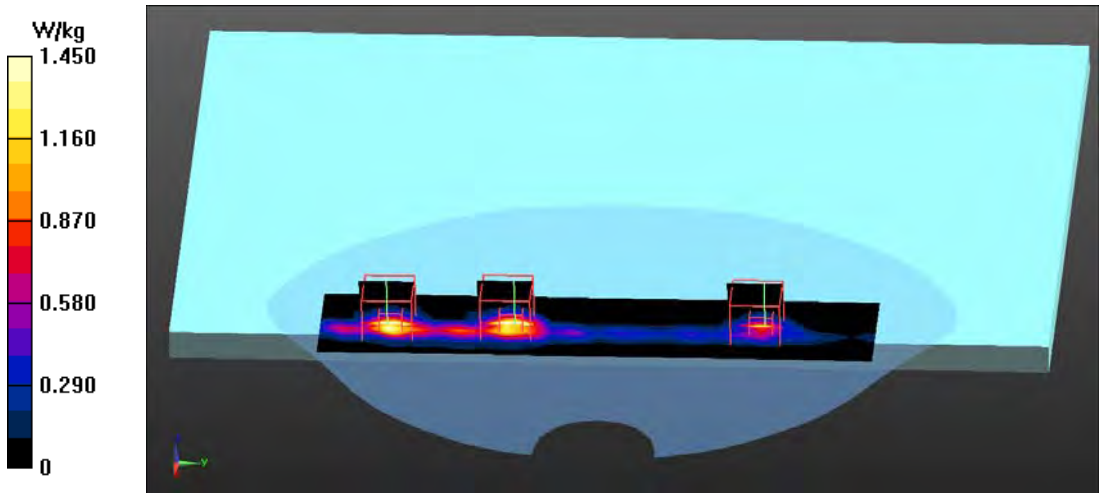

Test Laboratory: QuieTek Date/Time: 6/9/2014

802.11n-20M_64-Bottom(NB Mode)- Main + MIMO + Aux-ACON
DUT: Notebook PC; Type: NX500J
Communication System: UID 0, WLAN 5G; Frequency: 5320 MHz;
Communication System PAR: 0 dB
Medium parameters used: f = 5320 MHz; σ = 5.51 S/m; ε_r = 49.27; ρ = 1000 kg/m^3
Phantom section: Flat Section
Ambient Temperature (°C) : 24.1, Liquid Temperature (°C) : 22.3
Measurement Standard: DASY5 (IEEE/IEC/ANSI C63.19-2007)
DASY5 Configuration:

- Probe: EX3DV4 - SN3698; ConvF(4.12, 4.12, 4.12); Calibrated: 7/31/2013;
- Sensor-Surface: 1.4mm (Mechanical Surface Detection)
- Electronics: DAE4 Sn502; Calibrated: 4/23/2014
- Phantom: SAM with left table; Type: SAM;
- Measurement SW: DASY52, Version 52.8 (7); SEMCAD X Version 14.6.10 (7164)

Configuration/Body/Area Scan (6x25x1): Measurement grid: dx=10mm, dy=10mm
Maximum value of SAR (measured) = 1.38 W/kg
Configuration/Body/Zoom Scan (7x7x12) (7x7x12)/Cube Main: Measurement grid: dx=4mm, dy=4mm, dz=2mm
Reference Value = 7.116 V/m; Power Drift = -0.18 dB
Peak SAR (extrapolated) = 3.88 W/kg
SAR(1 g) = 0.825 W/kg; SAR(10 g) = 0.215 W/kg
Maximum value of SAR (measured) = 2.14 W/kg
Configuration/Body/Zoom Scan (7x7x12) (7x7x12)/Cube MIMO: Measurement grid: dx=4mm, dy=4mm, dz=2mm
Reference Value = 7.116 V/m; Power Drift = -0.18 dB
Peak SAR (extrapolated) = 3.58 W/kg
SAR(1 g) = 0.789 W/kg; SAR(10 g) = 0.195 W/kg
Maximum value of SAR (measured) = 2.05 W/kg
Configuration/Body/Zoom Scan (7x7x12) (7x7x12)/Cube Aux: Measurement grid: dx=4mm, dy=4mm, dz=2mm
Reference Value = 7.116 V/m; Power Drift = -0.18 dB
Peak SAR (extrapolated) = 2.89 W/kg
SAR(1 g) = 0.553 W/kg; SAR(10 g) = 0.124 W/kg
Maximum value of SAR (measured) = 1.47 W/kg

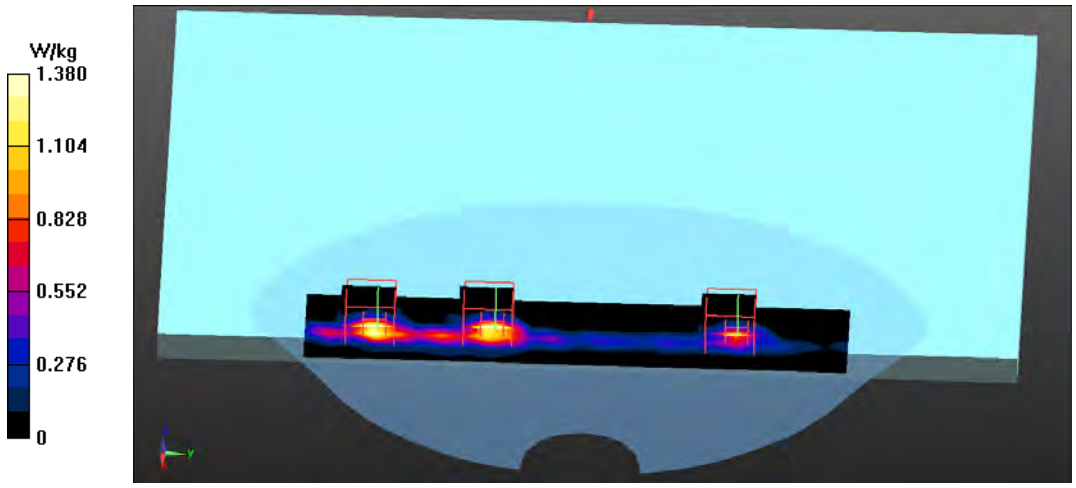

Test Laboratory: QuieTek Date/Time: 6/9/2014

802.11n-20M_100-Bottom(NB Mode)- Main + MIMO + Aux-ACON
DUT: Notebook PC; Type: NX500J
Communication System: UID 0, WLAN 5G; Frequency: 5500 MHz;
Communication System PAR: 0 dB
Medium parameters used: f = 5500 MHz; σ = 5.61 S/m; ε_r = 48.79; ρ = 1000 kg/m^3
Phantom section: Flat Section
Ambient Temperature (°C) : 24.1, Liquid Temperature (°C) : 22.3
Measurement Standard: DASY5 (IEEE/IEC/ANSI C63.19-2007)
DASY5 Configuration:

- Probe: EX3DV4 - SN3698; ConvF(3.82, 3.82, 3.82); Calibrated: 7/31/2013;
- Sensor-Surface: 1.4mm (Mechanical Surface Detection)
- Electronics: DAE4 Sn502; Calibrated: 4/23/2014
- Phantom: SAM with left table; Type: SAM;
- Measurement SW: DASY52, Version 52.8 (7); SEMCAD X Version 14.6.10 (7164)

Configuration/Body/Area Scan (6x26x1): Measurement grid: dx=10mm, dy=10mm
Maximum value of SAR (measured) = 2.58 W/kg

Configuration/Body/Zoom Scan (7x7x12) (7x7x12)/Cube MIMO: Measurement grid: dx=4mm, dy=4mm, dz=2mm
Reference Value = 11.384 V/m; Power Drift = -0.14 dB
Peak SAR (extrapolated) = 5.40 W/kg
SAR(1 g) = 1.06 W/kg; SAR(10 g) = 0.253 W/kg
Maximum value of SAR (measured) = 2.79 W/kg

Configuration/Body/Zoom Scan (7x7x12) (7x7x12)/Cube Aux: Measurement grid: dx=4mm, dy=4mm, dz=2mm
Reference Value = 11.384 V/m; Power Drift = -0.14 dB
Peak SAR (extrapolated) = 5.28 W/kg
SAR(1 g) = 1.07 W/kg; SAR(10 g) = 0.250 W/kg
Maximum value of SAR (measured) = 2.81 W/kg

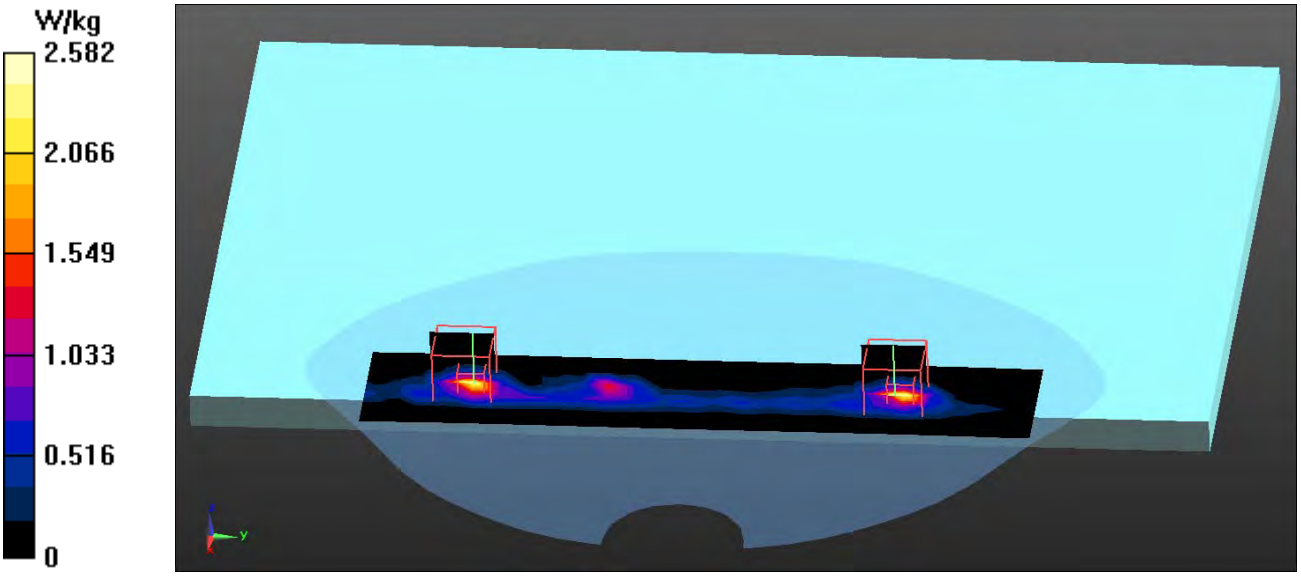

Test Laboratory: QuieTek Date/Time: 6/9/2014

802.11n-20M_116-Bottom(NB Mode)- Main + MIMO + Aux-ACON
DUT: Notebook PC; Type: NX500J
Communication System: UID 0, WLAN 5G; Frequency: 5580 MHz;
Communication System PAR: 0 dB
Medium parameters used: f = 5580 MHz; σ = 5.78 S/m; ε_r = 48.6; ρ = 1000 kg/m^3
Phantom section: Flat Section
Ambient Temperature (°C) : 24.1, Liquid Temperature (°C) : 22.3
Measurement Standard: DASY5 (IEEE/IEC/ANSI C63.19-2007)
DASY5 Configuration:

- Probe: EX3DV4 - SN3698; ConvF(3.39, 3.39, 3.39); Calibrated: 7/31/2013;
- Sensor-Surface: 1.4mm (Mechanical Surface Detection)
- Electronics: DAE4 Sn502; Calibrated: 4/23/2014
- Phantom: SAM with left table; Type: SAM;
- Measurement SW: DASY52, Version 52.8 (7); SEMCAD X Version 14.6.10 (7164)

Configuration/Body/Area Scan (6x26x1): Measurement grid: dx=10mm, dy=10mm
Maximum value of SAR (measured) = 2.51 W/kg

Configuration/Body/Zoom Scan (7x7x12) (7x7x12)/Cube MIMO: Measurement grid: dx=4mm, dy=4mm, dz=2mm
Reference Value = 10.446 V/m; Power Drift = -0.13 dB
Peak SAR (extrapolated) = 3.94 W/kg
SAR(1 g) = 0.895 W/kg; SAR(10 g) = 0.205 W/kg
Maximum value of SAR (measured) = 2.45 W/kg

Configuration/Body/Zoom Scan (7x7x12) (7x7x12)/Cube Aux: Measurement grid: dx=4mm, dy=4mm, dz=2mm
Reference Value = 10.446 V/m; Power Drift = -0.13 dB
Peak SAR (extrapolated) = 4.73 W/kg
SAR(1 g) = 1.05 W/kg; SAR(10 g) = 0.243 W/kg
Maximum value of SAR (measured) = 2.76 W/kg

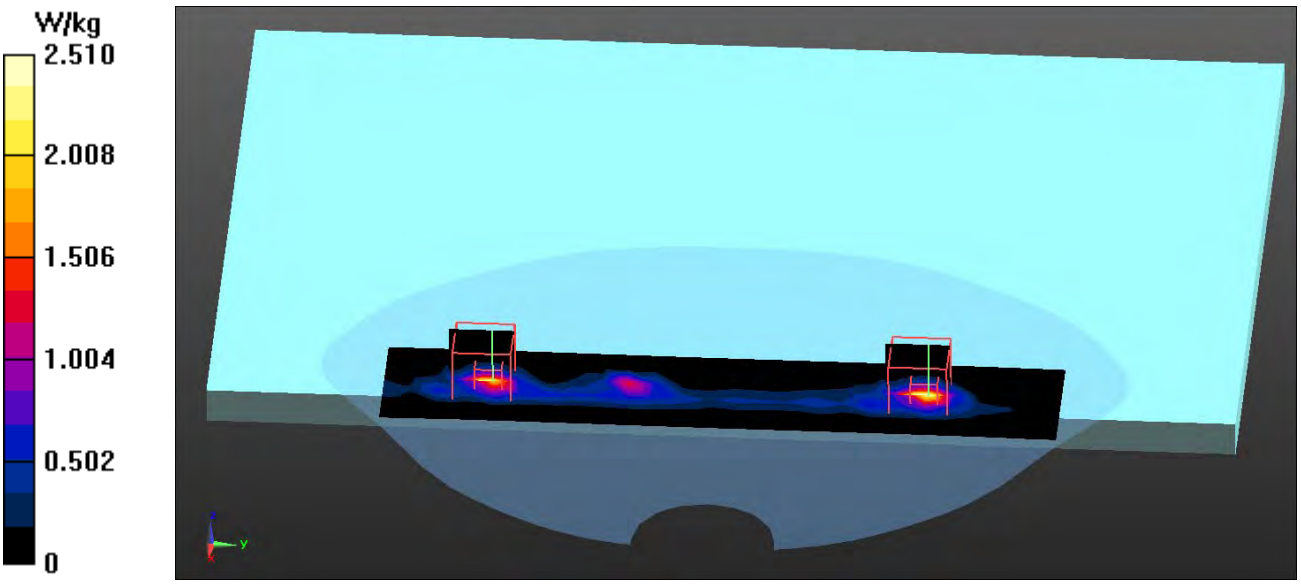

Test Laboratory: QuieTek Date/Time: 6/9/2014

802.11n-20M_140-Bottom(NB Mode)- Main + MIMO + Aux-ACON
DUT: Notebook PC; Type: NX500J
Communication System: UID 0, WLAN 5G; Frequency: 5700 MHz;
Communication System PAR: 0 dB
Medium parameters used: f = 5700 MHz; σ = 6.02 S/m; ε_r = 48.3; ρ = 1000 kg/m^3
Phantom section: Flat Section
Ambient Temperature (°C) : 24.1, Liquid Temperature (°C) : 22.3
Measurement Standard: DASY5 (IEEE/IEC/ANSI C63.19-2007)
DASY5 Configuration:

- Probe: EX3DV4 - SN3698; ConvF(3.39, 3.39, 3.39); Calibrated: 7/31/2013;
- Sensor-Surface: 1.4mm (Mechanical Surface Detection)
- Electronics: DAE4 Sn502; Calibrated: 4/23/2014
- Phantom: SAM with left table; Type: SAM;
- Measurement SW: DASY52, Version 52.8 (7); SEMCAD X Version 14.6.10 (7164)

Configuration/Body/Area Scan (6x26x1): Measurement grid: dx=10mm, dy=10mm
Maximum value of SAR (measured) = 1.64 W/kg
Configuration/Body/Zoom Scan (7x7x12) (7x7x12)/Cube Main: Measurement grid: dx=4mm, dy=4mm, dz=2mm
Reference Value = 7.787 V/m; Power Drift = -0.16 dB
Peak SAR (extrapolated) = 3.56 W/kg
SAR(1 g) = 0.653 W/kg; SAR(10 g) = 0.164 W/kg
Maximum value of SAR (measured) = 1.82 W/kg
Configuration/Body/Zoom Scan (7x7x12) (7x7x12)/Cube MIMO: Measurement grid: dx=4mm, dy=4mm, dz=2mm
Reference Value = 7.787 V/m; Power Drift = -0.16 dB
Peak SAR (extrapolated) = 3.87 W/kg
SAR(1 g) = 0.739 W/kg; SAR(10 g) = 0.173 W/kg
Maximum value of SAR (measured) = 2.08 W/kg
Configuration/Body/Zoom Scan (7x7x12) (7x7x12)/Cube Aux: Measurement grid: dx=4mm, dy=4mm, dz=2mm
Reference Value = 7.787 V/m; Power Drift = -0.16 dB
Peak SAR (extrapolated) = 3.68 W/kg
SAR(1 g) = 0.639 W/kg; SAR(10 g) = 0.144 W/kg
Maximum value of SAR (measured) = 1.71 W/kg

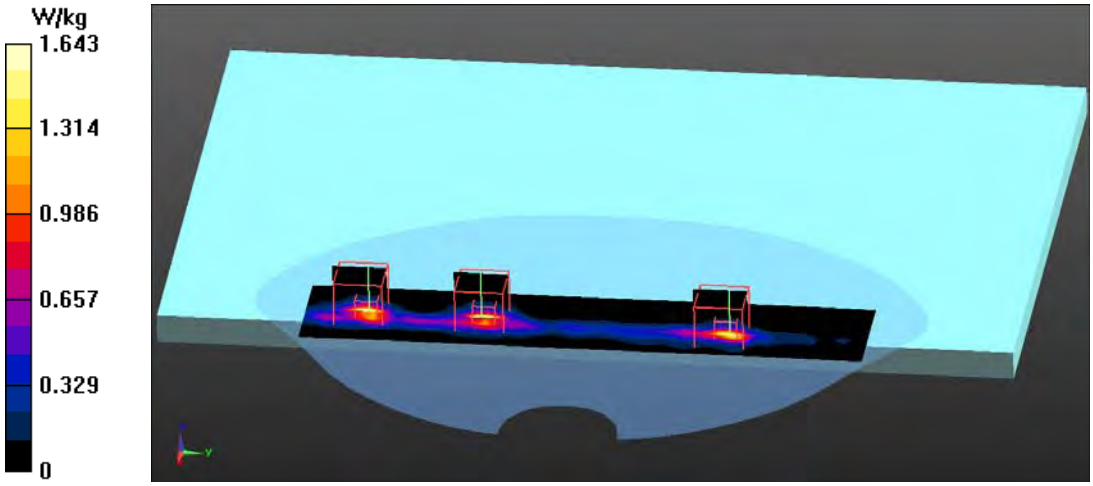

Test Laboratory: QuieTek Date/Time: 6/9/2014

802.11n-20M_149-Bottom(NB Mode)- Main + MIMO + Aux-ACON
DUT: Notebook PC; Type: NX500J
Communication System: UID 0, WLAN 5G; Frequency: 5745 MHz;
Communication System PAR: 0 dB
Medium parameters used: f = 5745 MHz; σ = 6.12 S/m; ε_r = 48.19; ρ = 1000 kg/m^3
Phantom section: Flat Section
Ambient Temperature (°C) : 24.1, Liquid Temperature (°C) : 22.3
Measurement Standard: DASY5 (IEEE/IEC/ANSI C63.19-2007)
DASY5 Configuration:

- Probe: EX3DV4 - SN3698; ConvF(4.01, 4.01, 4.01); Calibrated: 7/31/2013;
- Sensor-Surface: 1.4mm (Mechanical Surface Detection)
- Electronics: DAE4 Sn502; Calibrated: 4/23/2014
- Phantom: SAM with left table; Type: SAM;
- Measurement SW: DASY52, Version 52.8 (7); SEMCAD X Version 14.6.10 (7164)

Configuration/Body/Area Scan (6x26x1): Measurement grid: dx=10mm, dy=10mm
Maximum value of SAR (measured) = 1.27 W/kg
Configuration/Body/Zoom Scan (7x7x12) (7x7x12)/Cube Main: Measurement grid: dx=4mm, dy=4mm, dz=2mm
Reference Value = 6.433 V/m; Power Drift = 0.11 dB
Peak SAR (extrapolated) = 3.39 W/kg
SAR(1 g) = 0.658 W/kg; SAR(10 g) = 0.185 W/kg
Maximum value of SAR (measured) = 1.77 W/kg
Configuration/Body/Zoom Scan (7x7x12) (7x7x12)/Cube MIMO: Measurement grid: dx=4mm, dy=4mm, dz=2mm
Reference Value = 6.433 V/m; Power Drift = 0.11 dB
Peak SAR (extrapolated) = 8.73 W/kg
SAR(1 g) = 0.749 W/kg; SAR(10 g) = 0.170 W/kg
Maximum value of SAR (measured) = 2.27 W/kg
Configuration/Body/Zoom Scan (7x7x12) (7x7x12)/Cube Aux: Measurement grid: dx=4mm, dy=4mm, dz=2mm
Reference Value = 6.433 V/m; Power Drift = 0.11 dB
Peak SAR (extrapolated) = 3.10 W/kg
SAR(1 g) = 0.559 W/kg; SAR(10 g) = 0.132 W/kg
Maximum value of SAR (measured) = 1.66 W/kg

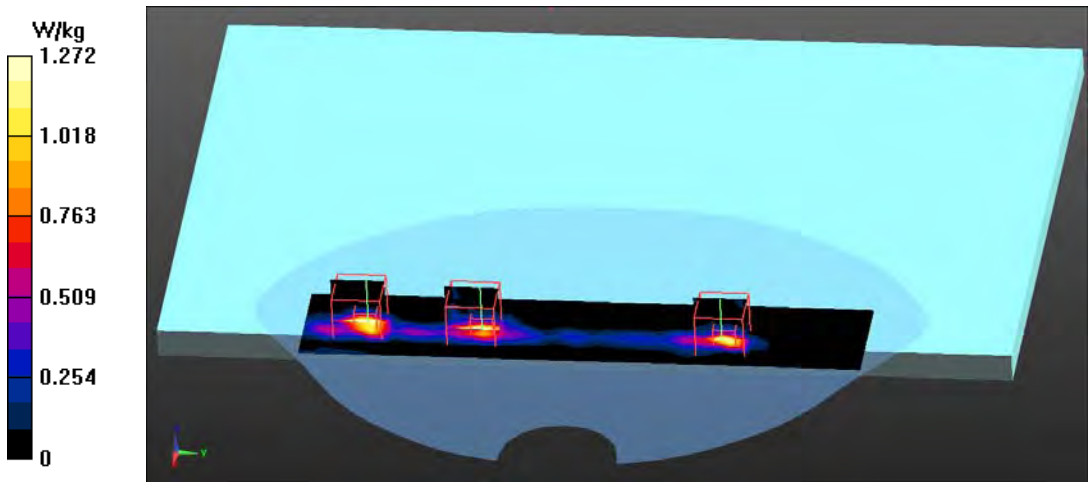

Test Laboratory: QuieTek Date/Time: 6/9/2014

802.11n-20M_157-Bottom(NB Mode)- Main + MIMO + Aux-ACON
DUT: Notebook PC; Type: NX500J
Communication System: UID 0, WLAN 5G; Frequency: 5785 MHz;
Communication System PAR: 0 dB
Medium parameters used: f = 5785 MHz; σ = 6.21 S/m; ε_r = 48.11; ρ = 1000 kg/m^3
Phantom section: Flat Section
Ambient Temperature (°C) : 24.1, Liquid Temperature (°C) : 22.3
Measurement Standard: DASY5 (IEEE/IEC/ANSI C63.19-2007)
DASY5 Configuration:

- Probe: EX3DV4 - SN3698; ConvF(4.01, 4.01, 4.01); Calibrated: 7/31/2013;
- Sensor-Surface: 1.4mm (Mechanical Surface Detection)
- Electronics: DAE4 Sn502; Calibrated: 4/23/2014
- Phantom: SAM with left table; Type: SAM;
- Measurement SW: DASY52, Version 52.8 (7); SEMCAD X Version 14.6.10 (7164)

Configuration/Body/Area Scan (6x26x1): Measurement grid: dx=10mm, dy=10mm
Maximum value of SAR (measured) = 1.56 W/kg

Configuration/Body/Zoom Scan (7x7x12) (7x7x12)/Cube MIMO: Measurement grid: dx=4mm, dy=4mm, dz=2mm
Reference Value = 5.475 V/m; Power Drift = 0.18 dB
Peak SAR (extrapolated) = 4.35 W/kg
SAR(1 g) = 0.861 W/kg; SAR(10 g) = 0.278 W/kg
Maximum value of SAR (measured) = 2.24 W/kg

Configuration/Body/Zoom Scan (7x7x12) (7x7x12)/Cube Aux: Measurement grid: dx=4mm, dy=4mm, dz=2mm
Reference Value = 5.475 V/m; Power Drift = 0.18 dB
Peak SAR (extrapolated) = 3.50 W/kg
SAR(1 g) = 0.606 W/kg; SAR(10 g) = 0.139 W/kg
Maximum value of SAR (measured) = 1.70 W/kg

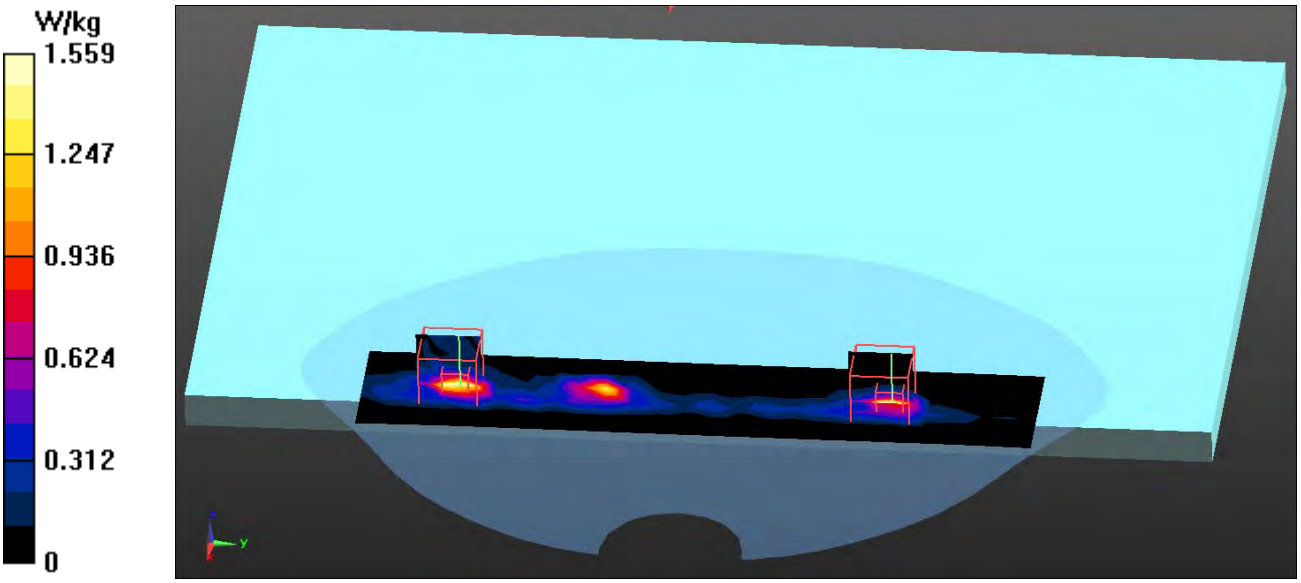

Test Laboratory: QuieTek Date/Time: 6/9/2014

802.11n-20M_165-Bottom(NB Mode)- Main + MIMO + Aux-ACON
DUT: Notebook PC; Type: NX500J
Communication System: UID 0, WLAN 5G; Frequency: 5825 MHz;
Communication System PAR: 0 dB
Medium parameters used: f = 5825 MHz; σ = 6.29 S/m; ε_r = 47.99; ρ = 1000 kg/m^3
Phantom section: Flat Section
Ambient Temperature (°C) : 24.1, Liquid Temperature (°C) : 22.3
Measurement Standard: DASY5 (IEEE/IEC/ANSI C63.19-2007)
DASY5 Configuration:

- Probe: EX3DV4 - SN3698; ConvF(4.01, 4.01, 4.01); Calibrated: 7/31/2013;
- Sensor-Surface: 1.4mm (Mechanical Surface Detection)
- Electronics: DAE4 Sn502; Calibrated: 4/23/2014
- Phantom: SAM with left table; Type: SAM;
- Measurement SW: DASY52, Version 52.8 (7); SEMCAD X Version 14.6.10 (7164)

Configuration/Body/Area Scan (6x26x1): Measurement grid: dx=10mm, dy=10mm
Maximum value of SAR (measured) = 1.51 W/kg
Configuration/Body/Zoom Scan (7x7x12) (7x7x12)/Cube Main: Measurement grid: dx=4mm, dy=4mm, dz=2mm
Reference Value = 5.363 V/m; Power Drift = 0.13 dB
Peak SAR (extrapolated) = 3.40 W/kg
SAR(1 g) = 0.618 W/kg; SAR(10 g) = 0.155 W/kg
Maximum value of SAR (measured) = 1.68 W/kg
Configuration/Body/Zoom Scan (7x7x12) (7x7x12)/Cube MIMO: Measurement grid: dx=4mm, dy=4mm, dz=2mm
Reference Value = 5.363 V/m; Power Drift = 0.13 dB
Peak SAR (extrapolated) = 4.35 W/kg
SAR(1 g) = 0.810 W/kg; SAR(10 g) = 0.186 W/kg
Maximum value of SAR (measured) = 2.37 W/kg
Configuration/Body/Zoom Scan (7x7x12) (7x7x12)/Cube Aux: Measurement grid: dx=4mm, dy=4mm, dz=2mm
Reference Value = 5.363 V/m; Power Drift = 0.13 dB
Peak SAR (extrapolated) = 3.36 W/kg
SAR(1 g) = 0.570 W/kg; SAR(10 g) = 0.129 W/kg
Maximum value of SAR (measured) = 1.52 W/kg

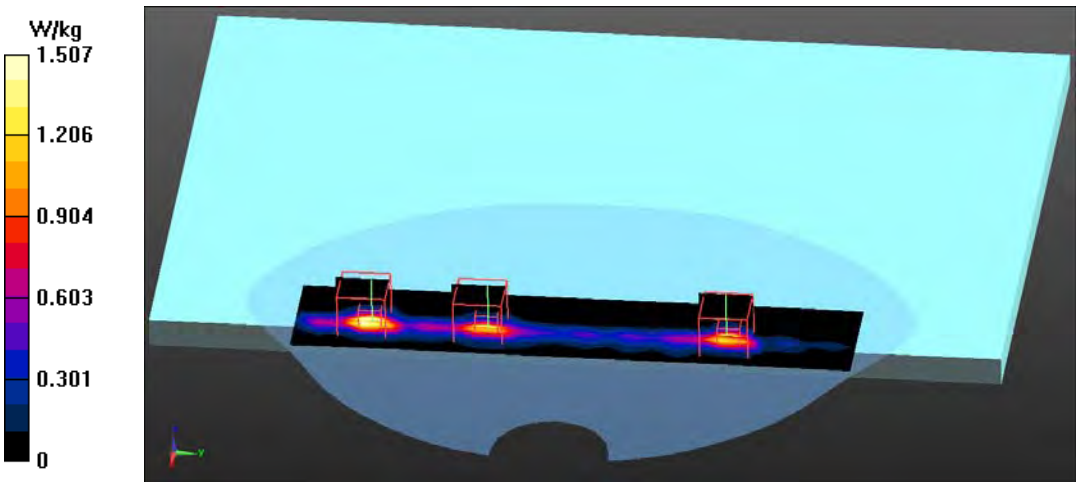

Test Laboratory: QuieTek Date/Time: 6/9/2014

802.11n-40M_38-Bottom(NB Mode)- Main + MIMO + Aux-ACON
DUT: Notebook PC; Type: NX500J
Communication System: UID 0, WLAN 5G; Frequency: 5190 MHz;
Communication System PAR: 0 dB
Medium parameters used: f = 5190 MHz; σ = 5.41 S/m; ε_r = 49.64; ρ = 1000 kg/m^3
Phantom section: Flat Section
Ambient Temperature (°C) : 24.1, Liquid Temperature (°C) : 22.3
Measurement Standard: DASY5 (IEEE/IEC/ANSI C63.19-2007)
DASY5 Configuration:

- Probe: EX3DV4 - SN3698; ConvF(4.33, 4.33, 4.33); Calibrated: 7/31/2013;
- Sensor-Surface: 1.4mm (Mechanical Surface Detection)
- Electronics: DAE4 Sn502; Calibrated: 4/23/2014
- Phantom: SAM with left table; Type: SAM;
- Measurement SW: DASY52, Version 52.8 (7); SEMCAD X Version 14.6.10 (7164)

Configuration/Body/Area Scan (7x27x1): Measurement grid: dx=10mm, dy=10mm
Maximum value of SAR (measured) = 3.09 W/kg

Configuration/Body/Zoom Scan (7x7x12) (7x7x12)/Cube MIMO: Measurement grid: dx=4mm, dy=4mm, dz=2mm
Reference Value = 6.613 V/m; Power Drift = -0.19 dB
Peak SAR (extrapolated) = 5.23 W/kg
SAR(1 g) = 1.13 W/kg; SAR(10 g) = 0.273 W/kg
Maximum value of SAR (measured) = 3.03 W/kg

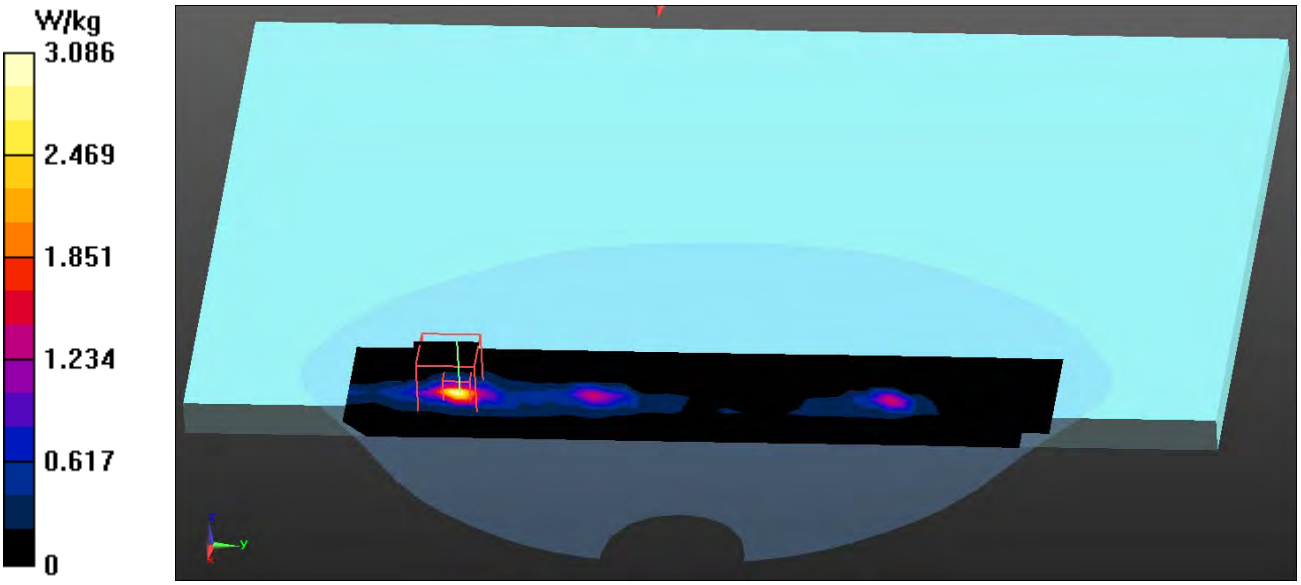

Test Laboratory: QuieTek Date/Time: 6/9/2014

802.11n-40M_46-Bottom(NB Mode)- Main + MIMO + Aux-ACON
DUT: Notebook PC; Type: NX500J
Communication System: UID 0, WLAN 5G; Frequency: 5230 MHz;
Communication System PAR: 0 dB
Medium parameters used: f = 5230 MHz; σ = 5.46 S/m; ε_r = 49.55; ρ = 1000 kg/m^3
Phantom section: Flat Section
Ambient Temperature (°C) : 24.1, Liquid Temperature (°C) : 22.3
Measurement Standard: DASY5 (IEEE/IEC/ANSI C63.19-2007)
DASY5 Configuration:

- Probe: EX3DV4 - SN3698; ConvF(4.33, 4.33, 4.33); Calibrated: 7/31/2013;
- Sensor-Surface: 1.4mm (Mechanical Surface Detection)
- Electronics: DAE4 Sn502; Calibrated: 4/23/2014
- Phantom: SAM with left table; Type: SAM;
- Measurement SW: DASY52, Version 52.8 (7); SEMCAD X Version 14.6.10 (7164)

Configuration/Body/Area Scan (6x27x1): Measurement grid: dx=10mm, dy=10mm
Maximum value of SAR (measured) = 1.56 W/kg

Configuration/Body/Zoom Scan (7x7x12) (7x7x12)/Cube Main: Measurement grid: dx=4mm, dy=4mm, dz=2mm
Reference Value = 6.731 V/m; Power Drift = -0.11 dB
Peak SAR (extrapolated) = 3.52 W/kg
SAR(1 g) = 0.784 W/kg; SAR(10 g) = 0.208 W/kg
Maximum value of SAR (measured) = 2.03 W/kg

Configuration/Body/Zoom Scan (7x7x12) (7x7x12)/Cube MMO: Measurement grid: dx=4mm, dy=4mm, dz=2mm
Reference Value = 6.731 V/m; Power Drift = -0.11 dB
Peak SAR (extrapolated) = 5.07 W/kg
SAR(1 g) = 1.09 W/kg; SAR(10 g) = 0.263 W/kg
Maximum value of SAR (measured) = 2.92 W/kg

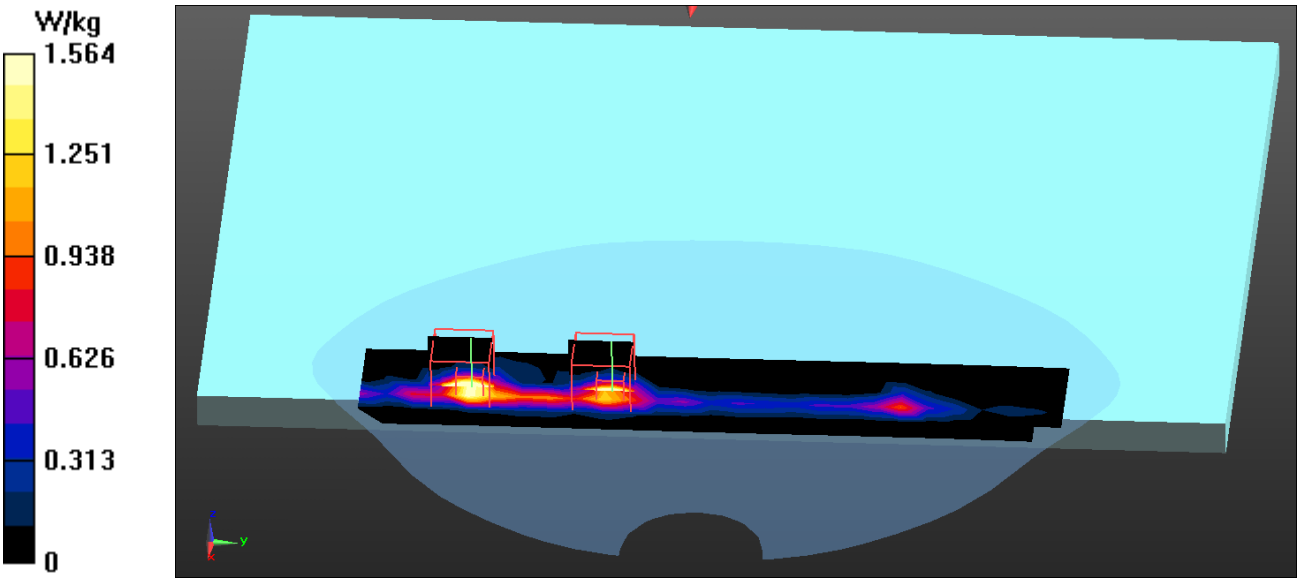

Test Laboratory: QuieTek Date/Time: 6/9/2014

802.11n-40M_54-Bottom(NB Mode)- Main + MIMO + Aux-ACON
DUT: Notebook PC; Type: NX500J
Communication System: UID 0, WLAN 5G; Frequency: 5270 MHz;
Communication System PAR: 0 dB
Medium parameters used: f = 5270 MHz; σ = 5.46 S/m; ε_r = 49.44; ρ = 1000 kg/m^3
Phantom section: Flat Section
Ambient Temperature (°C) : 24.1, Liquid Temperature (°C) : 22.3
Measurement Standard: DASY5 (IEEE/IEC/ANSI C63.19-2007)
DASY5 Configuration:

- Probe: EX3DV4 - SN3698; ConvF(4.12, 4.12, 4.12); Calibrated: 7/31/2013;
- Sensor-Surface: 1.4mm (Mechanical Surface Detection)
- Electronics: DAE4 Sn502; Calibrated: 4/23/2014
- Phantom: SAM with left table; Type: SAM;
- Measurement SW: DASY52, Version 52.8 (7); SEMCAD X Version 14.6.10 (7164)

Configuration/Body/Area Scan (6x26x1): Measurement grid: dx=10mm, dy=10mm
Maximum value of SAR (measured) = 2.11 W/kg
Configuration/Body/Zoom Scan (7x7x12) (7x7x12)/Cube Main: Measurement grid: dx=4mm, dy=4mm, dz=2mm
Reference Value = 10.503 V/m; Power Drift = -0.17 dB
Peak SAR (extrapolated) = 3.83 W/kg
SAR(1 g) = 0.891 W/kg; SAR(10 g) = 0.203 W/kg
Maximum value of SAR (measured) = 2.63 W/kg
Configuration/Body/Zoom Scan (7x7x12) (7x7x12)/Cube MIMO: Measurement grid: dx=4mm, dy=4mm, dz=2mm
Reference Value = 10.503 V/m; Power Drift = -0.17 dB
Peak SAR (extrapolated) = 4.84 W/kg
SAR(1 g) = 1.03 W/kg; SAR(10 g) = 0.252 W/kg
Maximum value of SAR (measured) = 2.64 W/kg
Configuration/Body/Zoom Scan (7x7x12) (7x7x12)/Cube Aux: Measurement grid: dx=4mm, dy=4mm, dz=2mm
Reference Value = 10.503 V/m; Power Drift = -0.17 dB
Peak SAR (extrapolated) = 3.11 W/kg
SAR(1 g) = 0.611 W/kg; SAR(10 g) = 0.144 W/kg
Maximum value of SAR (measured) = 1.65 W/kg

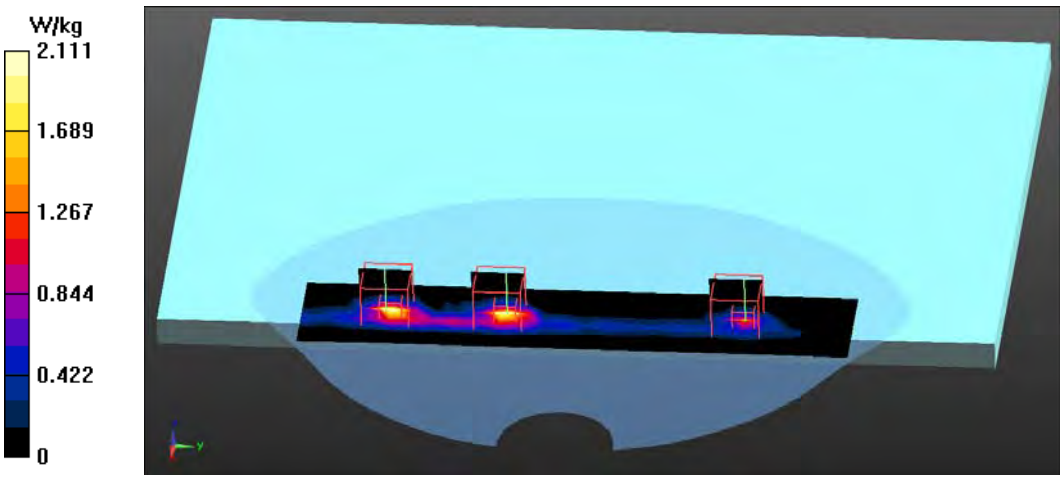

Test Laboratory: QuieTek Date/Time: 6/9/2014

802.11n-40M_62-Bottom(NB Mode)- Main + MIMO + Aux-ACON
DUT: Notebook PC; Type: NX500J
Communication System: UID 0, WLAN 5G; Frequency: 5310 MHz;
Communication System PAR: 0 dB
Medium parameters used: f = 5310 MHz; σ = 5.5 S/m; ε_r = 49.3; ρ = 1000 kg/m^3
Phantom section: Flat Section
Ambient Temperature (°C) : 24.1, Liquid Temperature (°C) : 22.3
Measurement Standard: DASY5 (IEEE/IEC/ANSI C63.19-2007)
DASY5 Configuration:

- Probe: EX3DV4 - SN3698; ConvF(4.12, 4.12, 4.12); Calibrated: 7/31/2013;
- Sensor-Surface: 1.4mm (Mechanical Surface Detection)
- Electronics: DAE4 Sn502; Calibrated: 4/23/2014
- Phantom: SAM with left table; Type: SAM;
- Measurement SW: DASY52, Version 52.8 (7); SEMCAD X Version 14.6.10 (7164)

Configuration/Body/Area Scan (6x26x1): Measurement grid: dx=10mm, dy=10mm
Maximum value of SAR (measured) = 2.22 W/kg
Configuration/Body/Zoom Scan (7x7x12) (7x7x12)/Cube Main: Measurement grid: dx=4mm, dy=4mm, dz=2mm
Reference Value = 10.598 V/m; Power Drift = -0.16 dB
Peak SAR (extrapolated) = 4.80 W/kg
SAR(1 g) = 1.01 W/kg; SAR(10 g) = 0.263 W/kg
Maximum value of SAR (measured) = 2.72 W/kg
Configuration/Body/Zoom Scan (7x7x12) (7x7x12)/Cube MIMO: Measurement grid: dx=4mm, dy=4mm, dz=2mm
Reference Value = 10.598 V/m; Power Drift = -0.16 dB
Peak SAR (extrapolated) = 4.99 W/kg
SAR(1 g) = 1.04 W/kg; SAR(10 g) = 0.250 W/kg
Maximum value of SAR (measured) = 2.75 W/kg
Configuration/Body/Zoom Scan (7x7x12) (7x7x12)/Cube Aux: Measurement grid: dx=4mm, dy=4mm, dz=2mm
Reference Value = 10.598 V/m; Power Drift = -0.16 dB
Peak SAR (extrapolated) = 3.92 W/kg
SAR(1 g) = 0.686 W/kg; SAR(10 g) = 0.150 W/kg
Maximum value of SAR (measured) = 1.83 W/kg

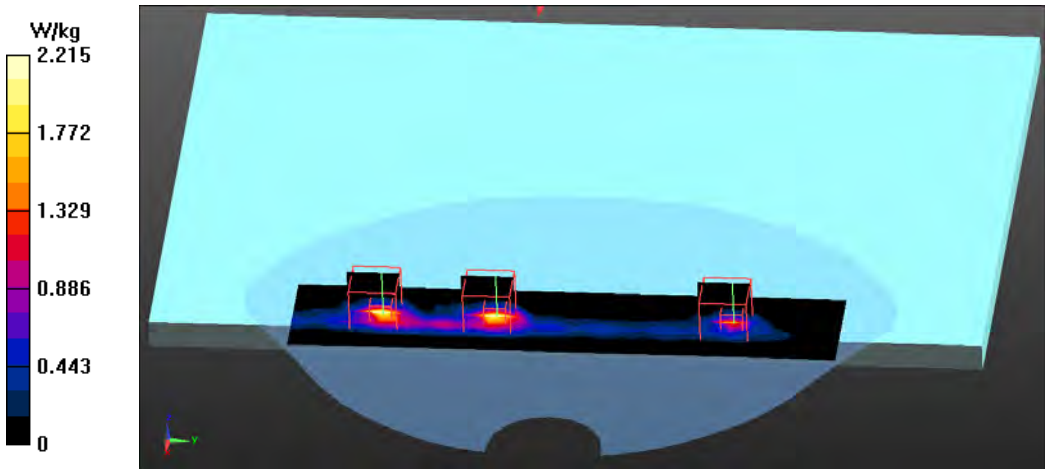

Test Laboratory: QuieTek Date/Time: 6/9/2014

802.11n-40M_102-Bottom(NB Mode)- Main + MIMO + Aux-ACON
DUT: Notebook PC; Type: NX500J
Communication System: UID 0, WLAN 5G; Frequency: 5510 MHz;
Communication System PAR: 0 dB
Medium parameters used: f = 5510 MHz; σ = 5.63 S/m; ε_r = 48.77; ρ = 1000 kg/m^3
Phantom section: Flat Section
Ambient Temperature (°C) : 24.1, Liquid Temperature (°C) : 22.3
Measurement Standard: DASY5 (IEEE/IEC/ANSI C63.19-2007)
DASY5 Configuration:

- Probe: EX3DV4 - SN3698; ConvF(3.82, 3.82, 3.82); Calibrated: 7/31/2013;
- Sensor-Surface: 1.4mm (Mechanical Surface Detection)
- Electronics: DAE4 Sn502; Calibrated: 4/23/2014
- Phantom: SAM with left table; Type: SAM;
- Measurement SW: DASY52, Version 52.8 (7); SEMCAD X Version 14.6.10 (7164)

Configuration/Body/Area Scan (6x26x1): Measurement grid: dx=10mm, dy=10mm
Maximum value of SAR (measured) = 2.30 W/kg

Configuration/Body/Zoom Scan (7x7x12) (7x7x12)/Cube MIMO: Measurement grid: dx=4mm, dy=4mm, dz=2mm
Reference Value = 10.711 V/m; Power Drift = -0.13 dB
Peak SAR (extrapolated) = 5.72 W/kg
SAR(1 g) = 1.1 W/kg; SAR(10 g) = 0.262 W/kg
Maximum value of SAR (measured) = 2.95 W/kg

Configuration/Body/Zoom Scan (7x7x12) (7x7x12)/Cube Aux: Measurement grid: dx=4mm, dy=4mm, dz=2mm
Reference Value = 10.711 V/m; Power Drift = -0.13 dB
Peak SAR (extrapolated) = 5.36 W/kg
SAR(1 g) = 1.04 W/kg; SAR(10 g) = 0.241 W/kg
Maximum value of SAR (measured) = 2.77 W/kg

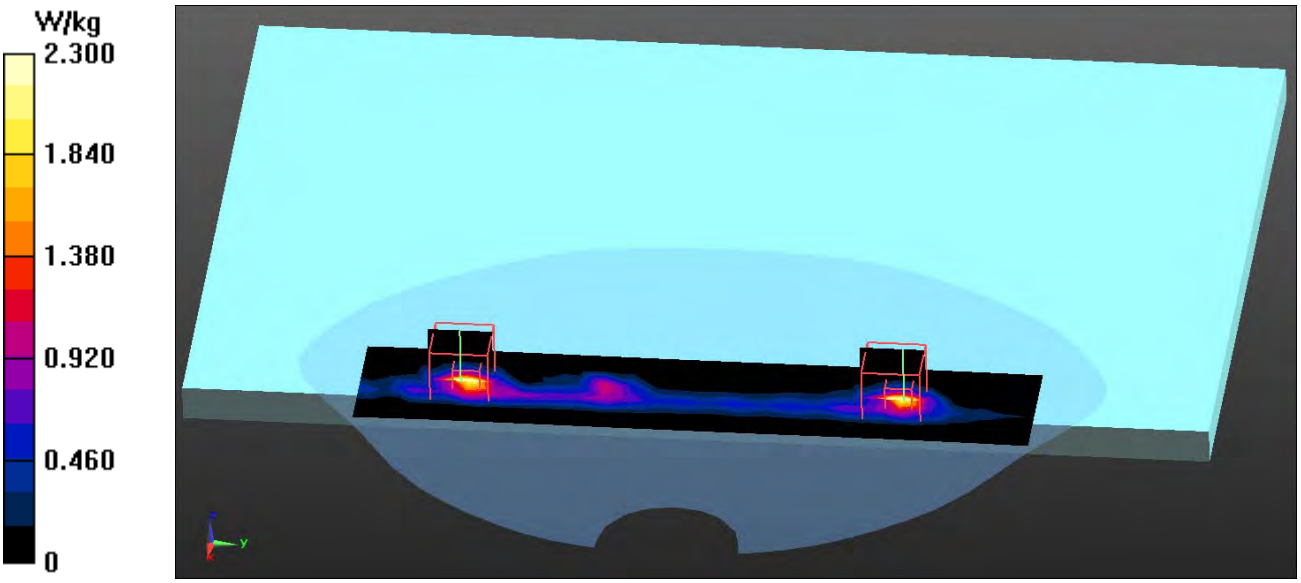

Test Laboratory: QuieTek Date/Time: 6/9/2014

802.11n-40M_110-Bottom(NB Mode)- Main + MIMO + Aux-ACON
DUT: Notebook PC; Type: NX500J
Communication System: UID 0, WLAN 5G; Frequency: 5550 MHz;
Communication System PAR: 0 dB
Medium parameters used: f = 5550 MHz; σ = 5.71 S/m; ε_r = 48.67; ρ = 1000 kg/m^3
Phantom section: Flat Section
Ambient Temperature (°C) : 24.1, Liquid Temperature (°C) : 22.3
Measurement Standard: DASY5 (IEEE/IEC/ANSI C63.19-2007)
DASY5 Configuration:

- Probe: EX3DV4 - SN3698; ConvF(3.82, 3.82, 3.82); Calibrated: 7/31/2013;
- Sensor-Surface: 1.4mm (Mechanical Surface Detection)
- Electronics: DAE4 Sn502; Calibrated: 4/23/2014
- Phantom: SAM with left table; Type: SAM;
- Measurement SW: DASY52, Version 52.8 (7); SEMCAD X Version 14.6.10 (7164)

Configuration/Body/Area Scan (6x26x1): Measurement grid: dx=10mm, dy=10mm
Maximum value of SAR (measured) = 2.26 W/kg

Configuration/Body/Zoom Scan (7x7x12) (7x7x12)/Cube MIMO: Measurement grid: dx=4mm, dy=4mm, dz=2mm
Reference Value = 10.274 V/m; Power Drift = -0.13 dB
Peak SAR (extrapolated) = 4.40 W/kg
SAR(1 g) = 0.985 W/kg; SAR(10 g) = 0.232 W/kg
Maximum value of SAR (measured) = 2.64 W/kg

Configuration/Body/Zoom Scan (7x7x12) (7x7x12)/Cube Aux: Measurement grid: dx=4mm, dy=4mm, dz=2mm
Reference Value = 10.274 V/m; Power Drift = -0.13 dB
Peak SAR (extrapolated) = 4.87 W/kg
SAR(1 g) = 1.08 W/kg; SAR(10 g) = 0.245 W/kg
Maximum value of SAR (measured) = 2.73 W/kg

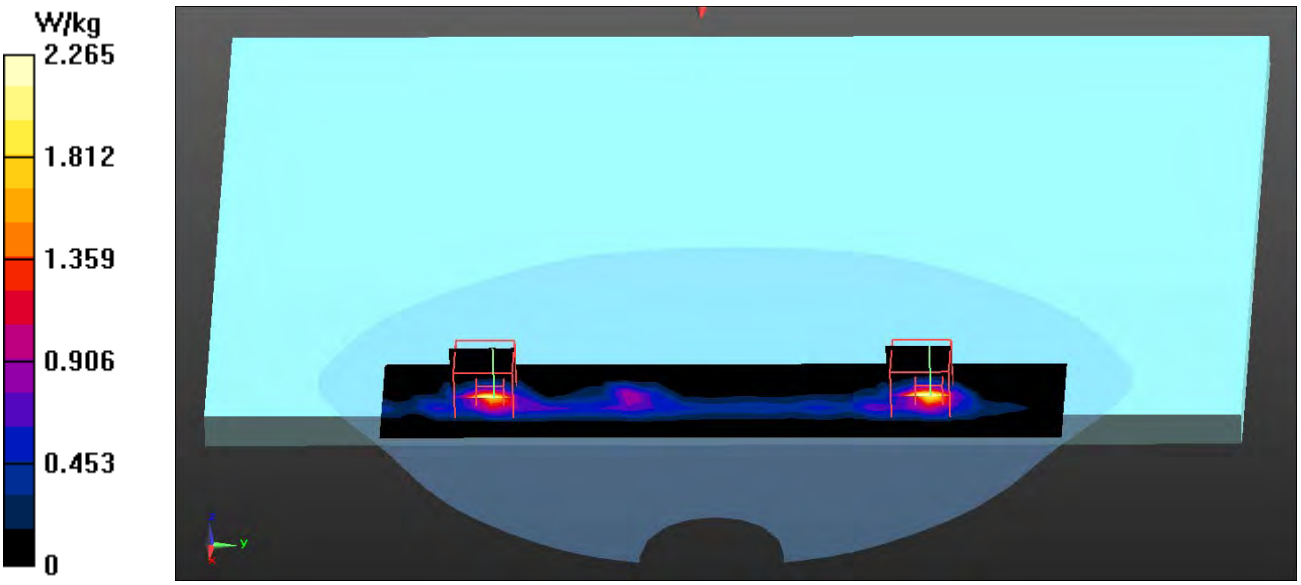

Test Laboratory: QuieTek Date/Time: 6/9/2014

802.11n-40M_134-Bottom(NB Mode)- Main + MIMO + Aux-ACON
DUT: Notebook PC; Type: NX500J
Communication System: UID 0, WLAN 5G; Frequency: 5670 MHz;
Communication System PAR: 0 dB
Medium parameters used: f = 5670 MHz; σ = 5.95 S/m; ε_r = 48.37; ρ = 1000 kg/m^3
Phantom section: Flat Section
Ambient Temperature (°C) : 24.1, Liquid Temperature (°C) : 22.3
Measurement Standard: DASY5 (IEEE/IEC/ANSI C63.19-2007)
DASY5 Configuration:

- Probe: EX3DV4 - SN3698; ConvF(3.39, 3.39, 3.39); Calibrated: 7/31/2013;
- Sensor-Surface: 1.4mm (Mechanical Surface Detection)
- Electronics: DAE4 Sn502; Calibrated: 4/23/2014
- Phantom: SAM with left table; Type: SAM;
- Measurement SW: DASY52, Version 52.8 (7); SEMCAD X Version 14.6.10 (7164)

Configuration/Body/Area Scan (6x26x1): Measurement grid: dx=10mm, dy=10mm
Maximum value of SAR (measured) = 1.92 W/kg
Configuration/Body/Zoom Scan (7x7x12) (7x7x12)/Cube Main: Measurement grid: dx=4mm, dy=4mm, dz=2mm
Reference Value = 9.316 V/m; Power Drift = -0.12 dB
Peak SAR (extrapolated) = 3.51 W/kg
SAR(1 g) = 0.760 W/kg; SAR(10 g) = 0.192 W/kg
Maximum value of SAR (measured) = 2.08 W/kg
Configuration/Body/Zoom Scan (7x7x12) (7x7x12)/Cube MIMO: Measurement grid: dx=4mm, dy=4mm, dz=2mm
Reference Value = 9.316 V/m; Power Drift = -0.12 dB
Peak SAR (extrapolated) = 4.25 W/kg
SAR(1 g) = 0.924 W/kg; SAR(10 g) = 0.217 W/kg
Maximum value of SAR (measured) = 2.63 W/kg
Configuration/Body/Zoom Scan (7x7x12) (7x7x12)/Cube Aux: Measurement grid: dx=4mm, dy=4mm, dz=2mm
Reference Value = 9.316 V/m; Power Drift = -0.12 dB
Peak SAR (extrapolated) = 3.82 W/kg
SAR(1 g) = 0.801 W/kg; SAR(10 g) = 0.179 W/kg
Maximum value of SAR (measured) = 2.09 W/kg

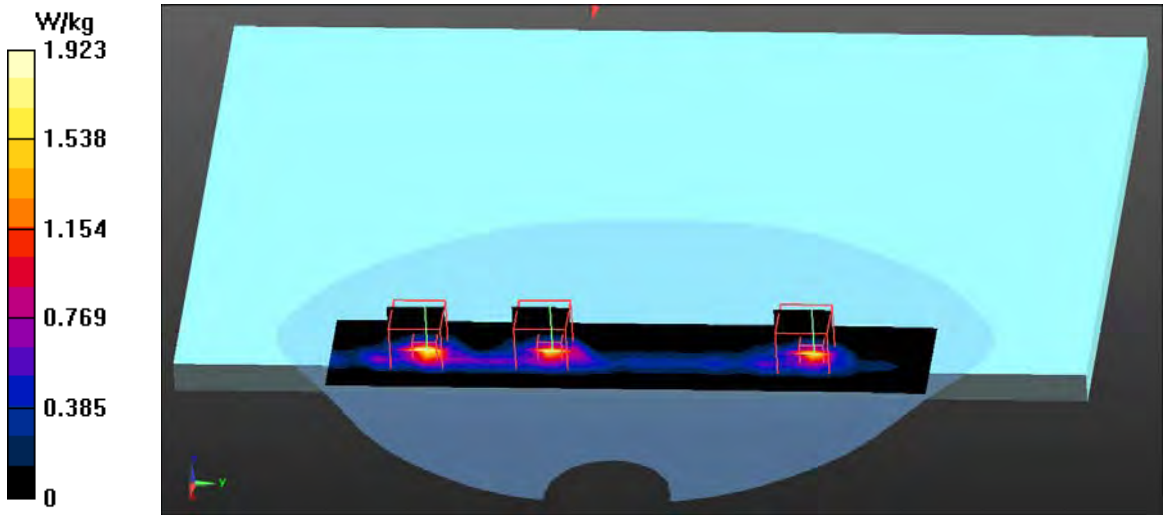

Test Laboratory: QuieTek Date/Time: 6/9/2014

802.11n-40M_151-Bottom(NB Mode)- Main + MIMO + Aux-ACON
DUT: Notebook PC; Type: NX500J
Communication System: UID 0, WLAN 5G; Frequency: 5755 MHz;
Communication System PAR: 0 dB
Medium parameters used: f = 5755 MHz; σ = 6.14 S/m; ε_r = 48.16; ρ = 1000 kg/m^3
Phantom section: Flat Section
Ambient Temperature (°C) : 24.1, Liquid Temperature (°C) : 22.3
Measurement Standard: DASY5 (IEEE/IEC/ANSI C63.19-2007)
DASY5 Configuration:

- Probe: EX3DV4 - SN3698; ConvF(4.01, 4.01, 4.01); Calibrated: 7/31/2013;
- Sensor-Surface: 1.4mm (Mechanical Surface Detection)
- Electronics: DAE4 Sn502; Calibrated: 4/23/2014
- Phantom: SAM with left table; Type: SAM;
- Measurement SW: DASY52, Version 52.8 (7); SEMCAD X Version 14.6.10 (7164)

Configuration/Body/Area Scan (6x26x1): Measurement grid: dx=10mm, dy=10mm
Maximum value of SAR (measured) = 1.85 W/kg
Configuration/Body/Zoom Scan (7x7x12) (7x7x12)/Cube Main: Measurement grid: dx=4mm, dy=4mm, dz=2mm
Reference Value = 8.432 V/m; Power Drift = -0.11 dB
Peak SAR (extrapolated) = 3.50 W/kg
SAR(1 g) = 0.640 W/kg; SAR(10 g) = 0.162 W/kg
Maximum value of SAR (measured) = 1.77 W/kg
Configuration/Body/Zoom Scan (7x7x12) (7x7x12)/Cube MIMO: Measurement grid: dx=4mm, dy=4mm, dz=2mm
Reference Value = 8.432 V/m; Power Drift = -0.11 dB
Peak SAR (extrapolated) = 4.76 W/kg
SAR(1 g) = 0.879 W/kg; SAR(10 g) = 0.205 W/kg
Maximum value of SAR (measured) = 2.59 W/kg
Configuration/Body/Zoom Scan (7x7x12) (7x7x12)/Cube Aux: Measurement grid: dx=4mm, dy=4mm, dz=2mm
Reference Value = 8.432 V/m; Power Drift = -0.11 dB
Peak SAR (extrapolated) = 3.51 W/kg
SAR(1 g) = 0.597 W/kg; SAR(10 g) = 0.132 W/kg
Maximum value of SAR (measured) = 1.58 W/kg

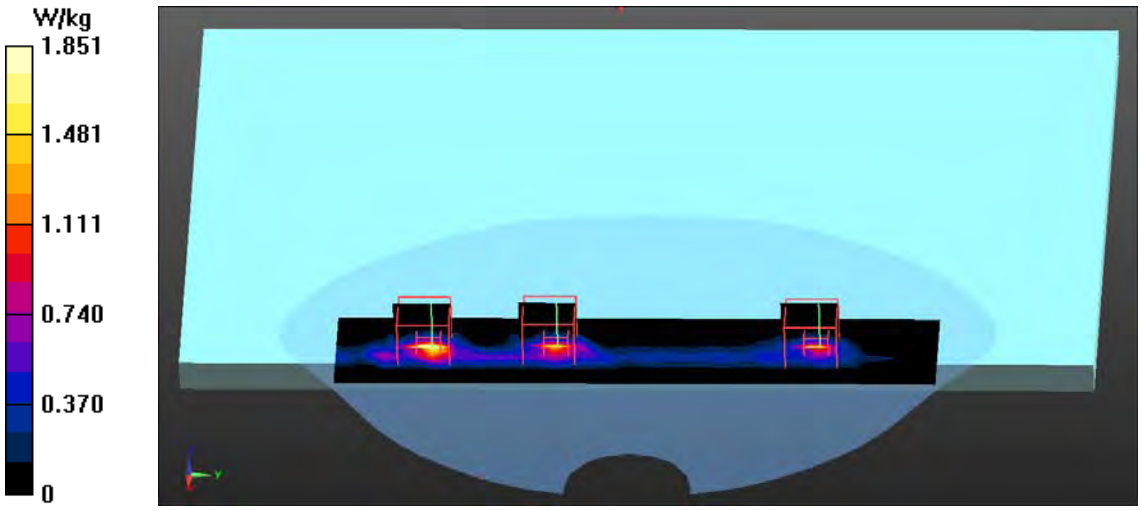

Test Laboratory: QuieTek Date/Time: 6/9/2014

802.11n-40M_159-Bottom(NB Mode)- Main + MIMO + Aux-ACON
DUT: Notebook PC; Type: NX500J
Communication System: UID 0, WLAN 5G; Frequency: 5795 MHz;
Communication System PAR: 0 dB
Medium parameters used: f = 5795 MHz; σ = 6.23 S/m; ε_r = 48.08; ρ = 1000 kg/m^3
Phantom section: Flat Section
Ambient Temperature (°C) : 24.1, Liquid Temperature (°C) : 22.3
Measurement Standard: DASY5 (IEEE/IEC/ANSI C63.19-2007)
DASY5 Configuration:

- Probe: EX3DV4 - SN3698; ConvF(4.01, 4.01, 4.01); Calibrated: 7/31/2013;
- Sensor-Surface: 1.4mm (Mechanical Surface Detection)
- Electronics: DAE4 Sn502; Calibrated: 4/23/2014
- Phantom: SAM with left table; Type: SAM;
- Measurement SW: DASY52, Version 52.8 (7); SEMCAD X Version 14.6.10 (7164)

Configuration/Body/Area Scan (6x26x1): Measurement grid: dx=10mm, dy=10mm
Maximum value of SAR (measured) = 1.99 W/kg
Configuration/Body/Zoom Scan (7x7x12) (7x7x12)/Cube Main: Measurement grid: dx=4mm, dy=4mm, dz=2mm
Reference Value = 8.710 V/m; Power Drift = 0.13 dB
Peak SAR (extrapolated) = 3.54 W/kg
SAR(1 g) = 0.626 W/kg; SAR(10 g) = 0.159 W/kg
Maximum value of SAR (measured) = 1.66 W/kg
Configuration/Body/Zoom Scan (7x7x12) (7x7x12)/Cube MIMO: Measurement grid: dx=4mm, dy=4mm, dz=2mm
Reference Value = 8.710 V/m; Power Drift = 0.13 dB
Peak SAR (extrapolated) = 5.14 W/kg
SAR(1 g) = 0.920 W/kg; SAR(10 g) = 0.216 W/kg
Maximum value of SAR (measured) = 2.55 W/kg
Configuration/Body/Zoom Scan (7x7x12) (7x7x12)/Cube Aux: Measurement grid: dx=4mm, dy=4mm, dz=2mm
Reference Value = 8.710 V/m; Power Drift = 0.13 dB
Peak SAR (extrapolated) = 3.29 W/kg
SAR(1 g) = 0.618 W/kg; SAR(10 g) = 0.140 W/kg
Maximum value of SAR (measured) = 1.76 W/kg

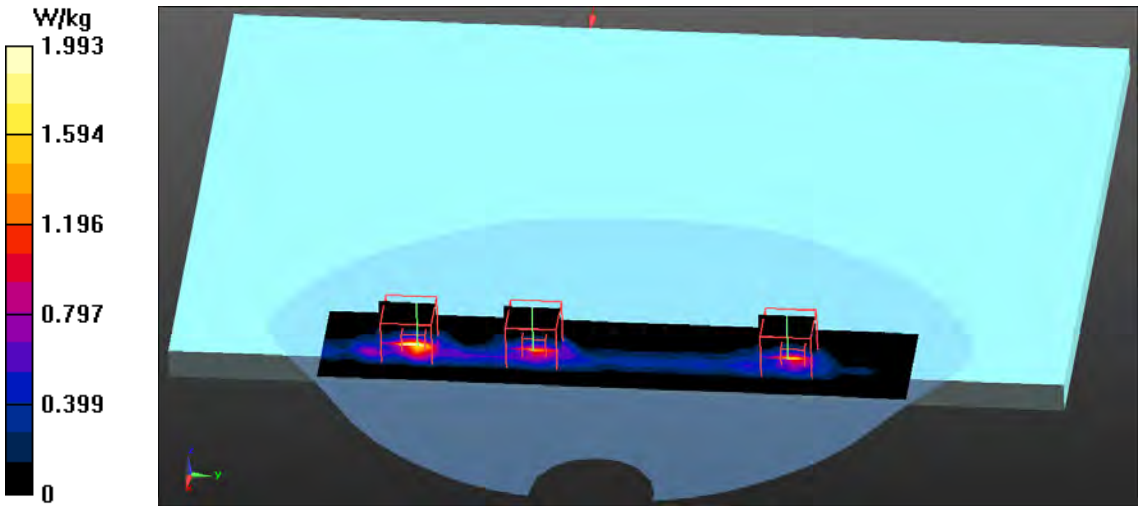

Test Laboratory: QuieTek Date/Time: 6/9/2014

802.11ac-80M_42-Bottom(NB Mode)- Main + MIMO + Aux-ACON
DUT: Notebook PC; Type: NX500J
Communication System: UID 0, WLAN 5G; Frequency: 5210 MHz;
Communication System PAR: 0 dB
Medium parameters used: f = 5210 MHz; σ = 5.44 S/m; ε_r = 49.59; ρ = 1000 kg/m^3
Phantom section: Flat Section
Ambient Temperature (°C) : 24.1, Liquid Temperature (°C) : 22.3
Measurement Standard: DASY5 (IEEE/IEC/ANSI C63.19-2007)
DASY5 Configuration:

- Probe: EX3DV4 - SN3698; ConvF(4.33, 4.33, 4.33); Calibrated: 7/31/2013;
- Sensor-Surface: 1.4mm (Mechanical Surface Detection)
- Electronics: DAE4 Sn502; Calibrated: 4/23/2014
- Phantom: SAM with left table; Type: SAM;
- Measurement SW: DASY52, Version 52.8 (7); SEMCAD X Version 14.6.10 (7164)

Configuration/Body/Area Scan (7x27x1): Measurement grid: dx=10mm, dy=10mm
Maximum value of SAR (measured) = 2.98 W/kg

Configuration/Body/Zoom Scan (7x7x12) (7x7x12)/Cube MIMO: Measurement grid: dx=4mm, dy=4mm, dz=2mm
Reference Value = 6.563 V/m; Power Drift = -0.17 dB
Peak SAR (extrapolated) = 5.02 W/kg
SAR(1 g) = 1.08 W/kg; SAR(10 g) = 0.264 W/kg
Maximum value of SAR (measured) = 2.91 W/kg

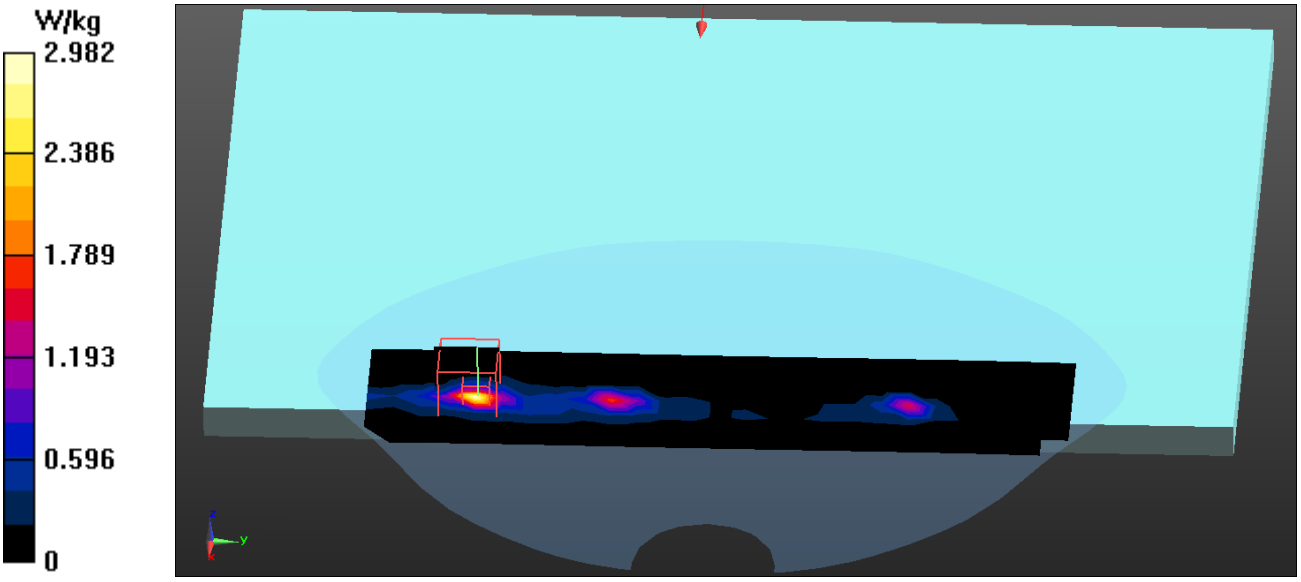

Test Laboratory: QuieTek Date/Time: 6/9/2014

802.11ac-80M_58-Bottom(NB Mode)- Main + MIMO + Aux-ACON
DUT: Notebook PC; Type: NX500J
Communication System: UID 0, WLAN 5G; Frequency: 5290 MHz;
Communication System PAR: 0 dB
Medium parameters used: f = 5290 MHz; σ = 5.48 S/m; ε_r = 49.37; ρ = 1000 kg/m^3
Phantom section: Flat Section
Ambient Temperature (°C) : 24.1, Liquid Temperature (°C) : 22.3
Measurement Standard: DASY5 (IEEE/IEC/ANSI C63.19-2007)
DASY5 Configuration:

- Probe: EX3DV4 - SN3698; ConvF(4.12, 4.12, 4.12); Calibrated: 7/31/2013;
- Sensor-Surface: 1.4mm (Mechanical Surface Detection)
- Electronics: DAE4 Sn502; Calibrated: 4/23/2014
- Phantom: SAM with left table; Type: SAM;
- Measurement SW: DASY52, Version 52.8 (7); SEMCAD X Version 14.6.10 (7164)

Configuration/Body/Area Scan (6x26x1): Measurement grid: dx=10mm, dy=10mm
Maximum value of SAR (measured) = 2.28 W/kg
Configuration/Body/Zoom Scan (7x7x12) (7x7x12)/Cube Main: Measurement grid: dx=4mm, dy=4mm, dz=2mm
Reference Value = 10.710 V/m; Power Drift = -0.12 dB
Peak SAR (extrapolated) = 4.84 W/kg
SAR(1 g) = 1 W/kg; SAR(10 g) = 0.267 W/kg
Maximum value of SAR (measured) = 2.69 W/kg
Configuration/Body/Zoom Scan (7x7x12) (7x7x12)/Cube MIMO: Measurement grid: dx=4mm, dy=4mm, dz=2mm
Reference Value = 10.710 V/m; Power Drift = -0.12 dB
Peak SAR (extrapolated) = 4.78 W/kg
SAR(1 g) = 0.982 W/kg; SAR(10 g) = 0.245 W/kg
Maximum value of SAR (measured) = 2.60 W/kg
Configuration/Body/Zoom Scan (7x7x12) (7x7x12)/Cube Aux: Measurement grid: dx=4mm, dy=4mm, dz=2mm
Reference Value = 10.710 V/m; Power Drift = -0.12 dB
Peak SAR (extrapolated) = 3.30 W/kg
SAR(1 g) = 0.632 W/kg; SAR(10 g) = 0.143 W/kg
Maximum value of SAR (measured) = 1.69 W/kg

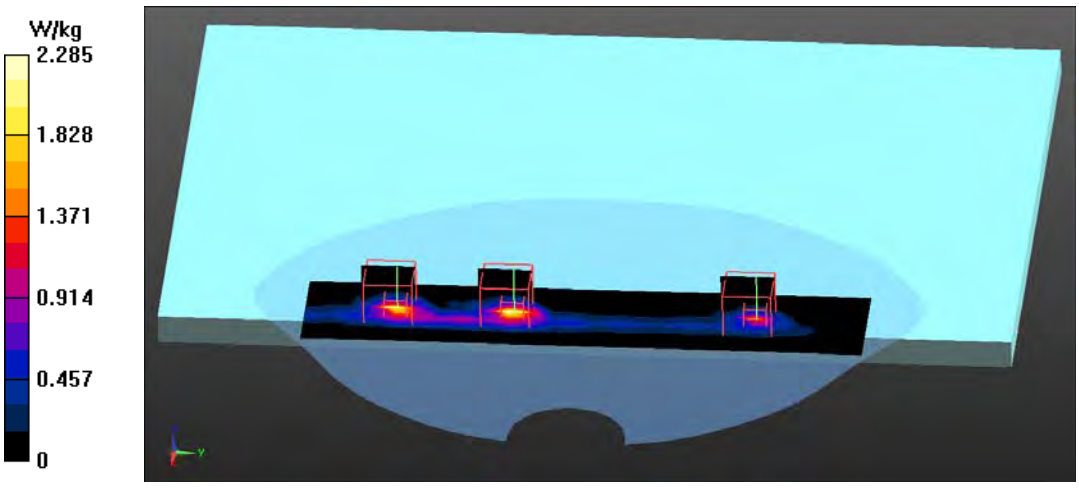

Test Laboratory: QuieTek Date/Time: 6/9/2014

802.11ac-80M_106-Bottom(NB Mode)- Main + MIMO + Aux-ACON
DUT: Notebook PC; Type: NX500J
Communication System: UID 0, WLAN 5G; Frequency: 5530 MHz;
Communication System PAR: 0 dB
Medium parameters used: f = 5530 MHz; σ = 5.67 S/m; ε_r = 48.72; ρ = 1000 kg/m^3
Phantom section: Flat Section
Ambient Temperature (°C) : 24.1, Liquid Temperature (°C) : 22.3
Measurement Standard: DASY5 (IEEE/IEC/ANSI C63.19-2007)
DASY5 Configuration:

- Probe: EX3DV4 - SN3698; ConvF(3.82, 3.82, 3.82); Calibrated: 7/31/2013;
- Sensor-Surface: 1.4mm (Mechanical Surface Detection)
- Electronics: DAE4 Sn502; Calibrated: 4/23/2014
- Phantom: SAM with left table; Type: SAM;
- Measurement SW: DASY52, Version 52.8 (7); SEMCAD X Version 14.6.10 (7164)

Configuration/Body/Area Scan (6x26x1): Measurement grid: dx=10mm, dy=10mm
Maximum value of SAR (measured) = 2.27 W/kg

Configuration/Body/Zoom Scan (7x7x12) (7x7x12)/Cube MIMO: Measurement grid: dx=4mm, dy=4mm, dz=2mm
Reference Value = 10.317 V/m; Power Drift = -0.15 dB
Peak SAR (extrapolated) = 5.06 W/kg
SAR(1 g) = 0.977 W/kg; SAR(10 g) = 0.232 W/kg
Maximum value of SAR (measured) = 2.73 W/kg

Configuration/Body/Zoom Scan (7x7x12) (7x7x12)/Cube Aux: Measurement grid: dx=4mm, dy=4mm, dz=2mm
Reference Value = 10.317 V/m; Power Drift = -0.15 dB
Peak SAR (extrapolated) = 5.63 W/kg
SAR(1 g) = 1.07 W/kg; SAR(10 g) = 0.248 W/kg
Maximum value of SAR (measured) = 2.86 W/kg

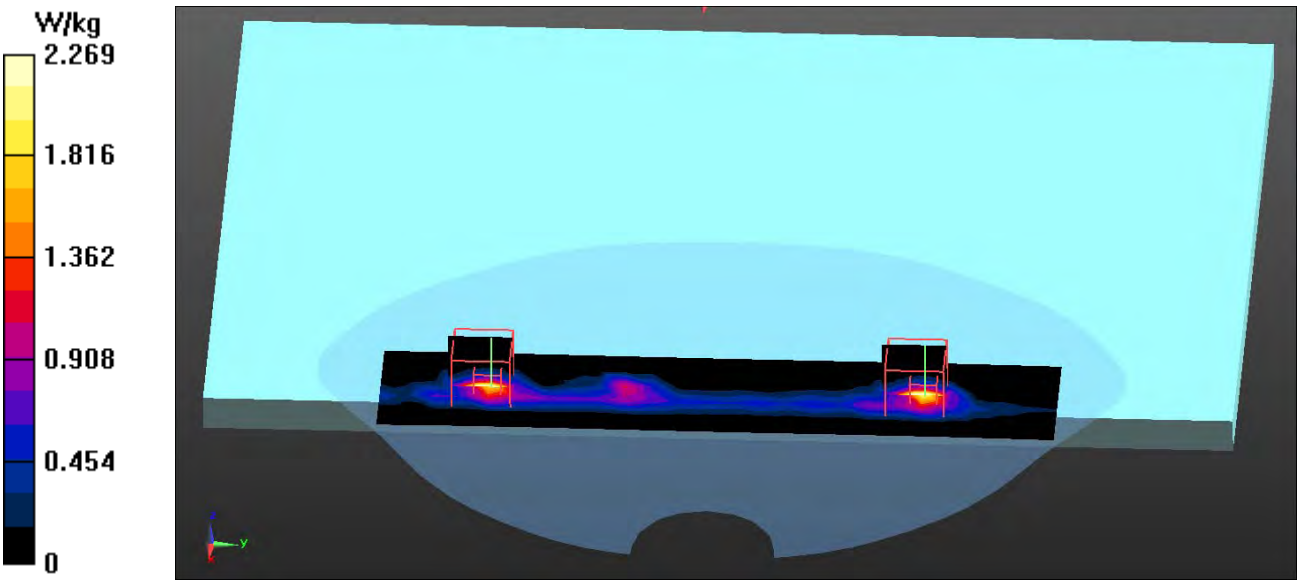

Test Laboratory: QuieTek Date/Time: 6/9/2014

802.11ac-80M_122-Bottom(NB Mode)- Main + MIMO + Aux-ACON
DUT: Notebook PC; Type: NX500J
Communication System: UID 0, WLAN 5G; Frequency: 5610 MHz;
Communication System PAR: 0 dB
Medium parameters used: f = 5610 MHz; σ = 5.84 S/m; ε_r = 48.52; ρ = 1000 kg/m^3
Phantom section: Flat Section
Ambient Temperature (°C) : 24.1, Liquid Temperature (°C) : 22.3
Measurement Standard: DASY5 (IEEE/IEC/ANSI C63.19-2007)
DASY5 Configuration:

- Probe: EX3DV4 - SN3698; ConvF(3.39, 3.39, 3.39); Calibrated: 7/31/2013;
- Sensor-Surface: 1.4mm (Mechanical Surface Detection)
- Electronics: DAE4 Sn502; Calibrated: 4/23/2014
- Phantom: SAM with left table; Type: SAM;
- Measurement SW: DASY52, Version 52.8 (7); SEMCAD X Version 14.6.10 (7164)

Configuration/Body/Area Scan (6x26x1): Measurement grid: dx=10mm, dy=10mm
Maximum value of SAR (measured) = 1.99 W/kg

Configuration/Body/Zoom Scan (7x7x12) (7x7x12)/Cube MIMO: Measurement grid: dx=4mm, dy=4mm, dz=2mm
Reference Value = 9.489 V/m; Power Drift = -0.14 dB
Peak SAR (extrapolated) = 3.97 W/kg
SAR(1 g) = 0.858 W/kg; SAR(10 g) = 0.195 W/kg
Maximum value of SAR (measured) = 2.46 W/kg

Configuration/Body/Zoom Scan (7x7x12) (7x7x12)/Cube Aux: Measurement grid: dx=4mm, dy=4mm, dz=2mm
Reference Value = 9.489 V/m; Power Drift = -0.14 dB
Peak SAR (extrapolated) = 4.53 W/kg
SAR(1 g) = 0.972 W/kg; SAR(10 g) = 0.220 W/kg
Maximum value of SAR (measured) = 2.58 W/kg

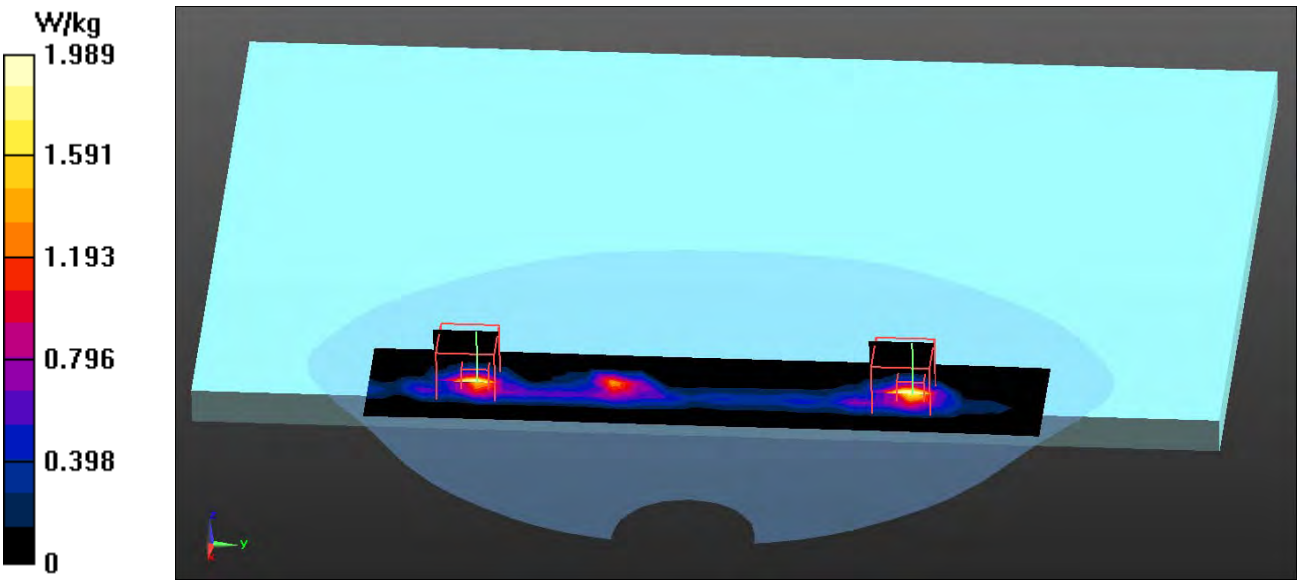

Test Laboratory: QuieTek Date/Time: 6/9/2014

802.11ac-80M_138-Bottom(NB Mode)- Main + MIMO + Aux-ACON
DUT: Notebook PC; Type: NX500J
Communication System: UID 0, WLAN 5G; Frequency: 5690 MHz;
Communication System PAR: 0 dB
Medium parameters used: f = 5690 MHz; σ = 6.01 S/m; ε_r = 48.33; ρ = 1000 kg/m^3
Phantom section: Flat Section
Ambient Temperature (°C) : 24.1, Liquid Temperature (°C) : 22.3
Measurement Standard: DASY5 (IEEE/IEC/ANSI C63.19-2007)
DASY5 Configuration:

- Probe: EX3DV4 - SN3698; ConvF(3.39, 3.39, 3.39); Calibrated: 7/31/2013;
- Sensor-Surface: 1.4mm (Mechanical Surface Detection)
- Electronics: DAE4 Sn502; Calibrated: 4/23/2014
- Phantom: SAM with left table; Type: SAM;
- Measurement SW: DASY52, Version 52.8 (7); SEMCAD X Version 14.6.10 (7164)

Configuration/Body/Area Scan (6x26x1): Measurement grid: dx=10mm, dy=10mm
Maximum value of SAR (measured) = 1.78 W/kg
Configuration/Body/Zoom Scan (7x7x12) (7x7x12)/Cube Main: Measurement grid: dx=4mm, dy=4mm, dz=2mm
Reference Value = 9.268 V/m; Power Drift = -0.15 dB
Peak SAR (extrapolated) = 3.78 W/kg
SAR(1 g) = 0.792 W/kg; SAR(10 g) = 0.197 W/kg
Maximum value of SAR (measured) = 2.19 W/kg
Configuration/Body/Zoom Scan (7x7x12) (7x7x12)/Cube MIMO: Measurement grid: dx=4mm, dy=4mm, dz=2mm
Reference Value = 9.268 V/m; Power Drift = -0.15 dB
Peak SAR (extrapolated) = 4.22 W/kg
SAR(1 g) = 0.915 W/kg; SAR(10 g) = 0.209 W/kg
Maximum value of SAR (measured) = 2.63 W/kg
Configuration/Body/Zoom Scan (7x7x12) (7x7x12)/Cube Aux: Measurement grid: dx=4mm, dy=4mm, dz=2mm
Reference Value = 9.268 V/m; Power Drift = -0.25 dB
Peak SAR (extrapolated) = 3.46 W/kg
SAR(1 g) = 0.764 W/kg; SAR(10 g) = 0.172 W/kg
Maximum value of SAR (measured) = 2.09 W/kg

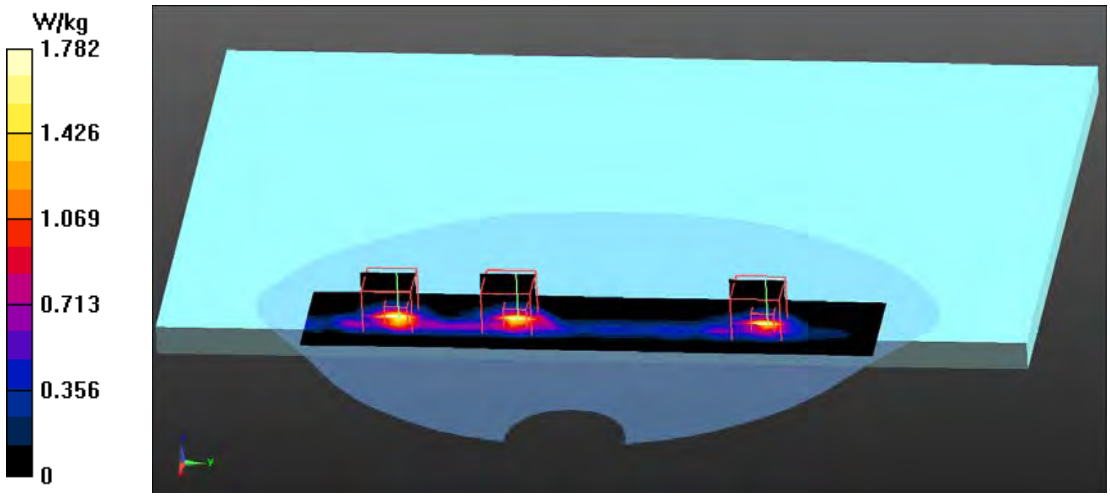

Test Laboratory: QuieTek Date/Time: 6/9/2014

802.11ac-80M_155-Bottom(NB Mode)- Main + MIMO + Aux-ACON
DUT: Notebook PC; Type: NX500J
Communication System: UID 0, WLAN 5G; Frequency: 5775 MHz;
Communication System PAR: 0 dB
Medium parameters used: f = 5775 MHz; σ = 6.19 S/m; ε_r = 48.13; ρ = 1000 kg/m^3
Phantom section: Flat Section
Ambient Temperature (°C) : 24.1, Liquid Temperature (°C) : 22.3
Measurement Standard: DASY5 (IEEE/IEC/ANSI C63.19-2007)
DASY5 Configuration:

- Probe: EX3DV4 - SN3698; ConvF(4.01, 4.01, 4.01); Calibrated: 7/31/2013;
- Sensor-Surface: 1.4mm (Mechanical Surface Detection)
- Electronics: DAE4 Sn502; Calibrated: 4/23/2014
- Phantom: SAM with left table; Type: SAM;
- Measurement SW: DASY52, Version 52.8 (7); SEMCAD X Version 14.6.10 (7164)

Configuration/Body/Area Scan (6x26x1): Measurement grid: dx=10mm, dy=10mm
Maximum value of SAR (measured) = 1.67 W/kg
Configuration/Body/Zoom Scan (7x7x12) (7x7x12)/Cube Main: Measurement grid: dx=4mm, dy=4mm, dz=2mm
Reference Value = 8.436 V/m; Power Drift = 0.01 dB
Peak SAR (extrapolated) = 3.29 W/kg
SAR(1 g) = 0.585 W/kg; SAR(10 g) = 0.151 W/kg
Maximum value of SAR (measured) = 1.60 W/kg
Configuration/Body/Zoom Scan (7x7x12) (7x7x12)/Cube MIMO: Measurement grid: dx=4mm, dy=4mm, dz=2mm
Reference Value = 8.436 V/m; Power Drift = 0.01 dB
Peak SAR (extrapolated) = 4.85 W/kg
SAR(1 g) = 0.860 W/kg; SAR(10 g) = 0.205 W/kg
Maximum value of SAR (measured) = 2.48 W/kg
Configuration/Body/Zoom Scan (7x7x12) (7x7x12)/Cube Aux: Measurement grid: dx=4mm, dy=4mm, dz=2mm
Reference Value = 8.436 V/m; Power Drift = 0.01 dB
Peak SAR (extrapolated) = 3.05 W/kg
SAR(1 g) = 0.541 W/kg; SAR(10 g) = 0.126 W/kg
Maximum value of SAR (measured) = 1.52 W/kg

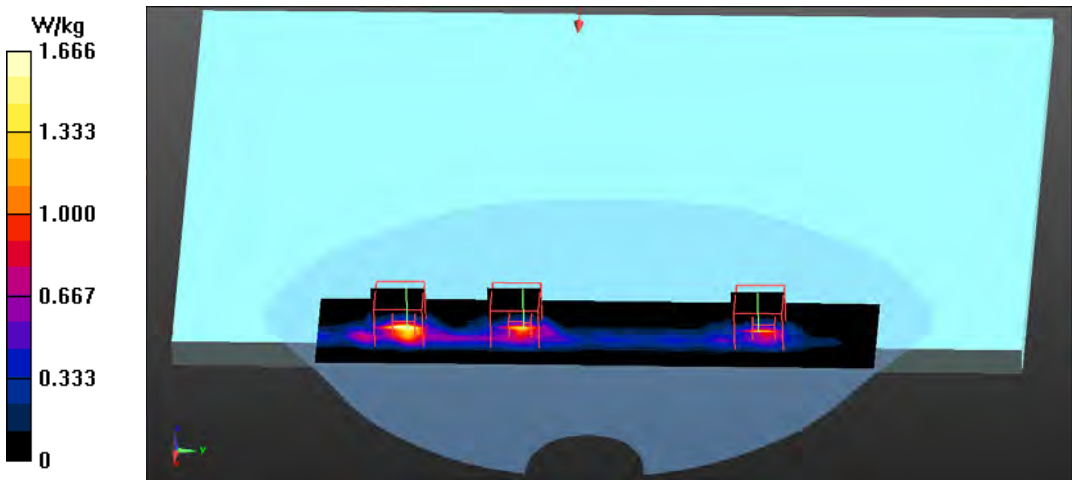

Test Laboratory: QuieTek Date/Time: 8/27/2014

Beamfroming-ac-80M_42-Bottom(NB Mode)- Main + MIMO + Aux Gain54
DUT: Notebook PC; Type: NX500
Communication System: UID 0, WLAN 5G; Frequency: 5210 MHz;
Communication System PAR: 0 dB
Medium parameters used (interpolated): f = 5210 MHz; σ = 5.39 S/m; ε_r = 48.36; ρ = 1000 kg/m^3
Phantom section: Flat Section
Ambient Temperature (°C) : 24.1, Liquid Temperature (°C) : 22.3
Measurement Standard: DASY5 (IEEE/IEC/ANSI C63.19-2007)
DASY5 Configuration:

- Probe: EX3DV4 - SN3698; ConvF(4.23, 4.23, 4.23); Calibrated: 7/25/2014;
- Sensor-Surface: 1.4mm (Mechanical Surface Detection)
- Electronics: DAE4 Sn1207; Calibrated: 5/19/2014
- Phantom: SAM with right table; Type: SAM;
- Measurement SW: DASY52, Version 52.8 (8); SEMCAD X Version 14.6.10 (7331)

Configuration/Body/Area Scan (7x27x1): Measurement grid: dx=10mm, dy=10mm
Maximum value of SAR (measured) = 1.84 W/kg

Configuration/Body/Zoom Scan (7x7x12) (7x7x12)/Cube 0: Measurement grid: dx=4mm, dy=4mm, dz=2mm
Reference Value = 5.308 V/m; Power Drift = -0.05 dB
Peak SAR (extrapolated) = 5.95 W/kg
SAR(1 g) = 0.936 W/kg; SAR(10 g) = 0.212 W/kg
Maximum value of SAR (measured) = 1.89 W/kg

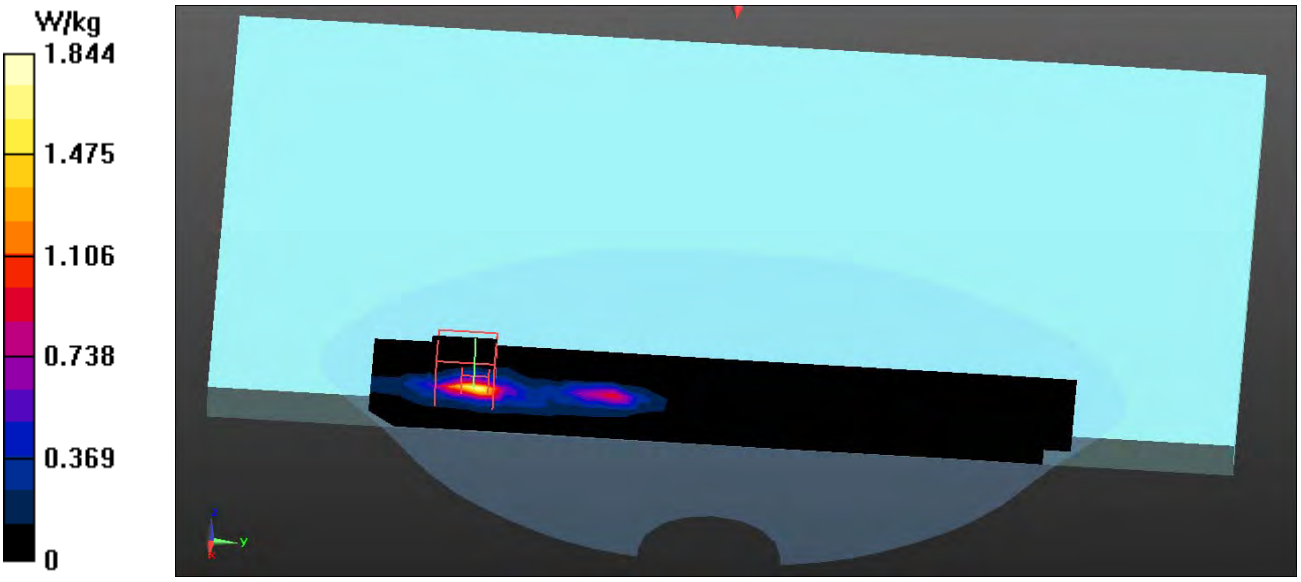

802.11a EUT Bottom (NB-Mode) – ACON Aux Antenna , Z-Axis plot
Channel: 100

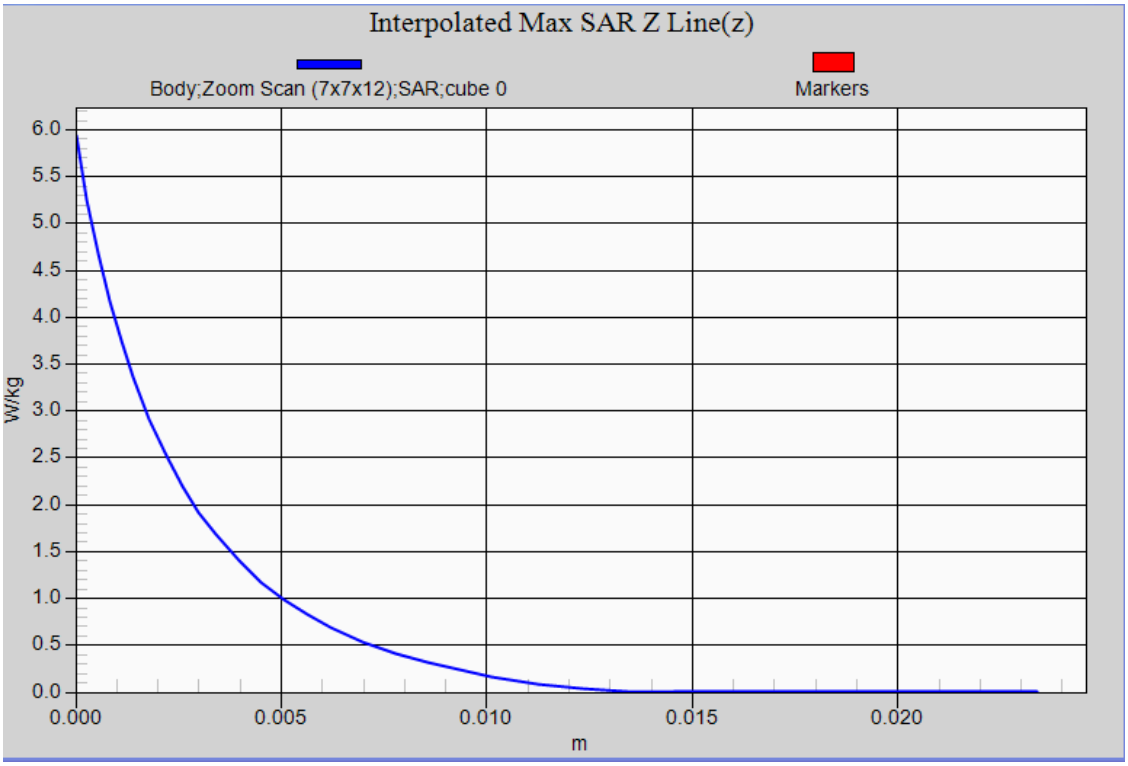

Test Laboratory: QuieTek Date/Time: 5/23/2014

802.11b_11-Bottom(NB Mode) MIMO-Verify-ACON
DUT: Notebook PC; Type: NX500J
Communication System: UID 0, WLAN 2.4G; Frequency: 2462 MHz;
Communication System PAR: 0 dB
Medium parameters used: f = 2462 MHz; σ = 2.01 S/m; ε_r = 53.66; ρ = 1000 kg/m^3
Phantom section: Flat Section
Ambient Temperature (°C) : 23.3, Liquid Temperature (°C) : 21.4
Measurement Standard: DASY5 (IEEE/IEC/ANSI C63.19-2007)
DASY5 Configuration:

- Probe: EX3DV4 - SN3698; ConvF(6.61, 6.61, 6.61); Calibrated: 7/31/2013;
- Sensor-Surface: 3mm (Mechanical Surface Detection)
- Electronics: DAE4 Sn502; Calibrated: 4/23/2014
- Phantom: SAM with right table; Type: SAM;
- Measurement SW: DASY52, Version 52.8 (7); SEMCAD X Version 14.6.10 (7164)

Configuration/Body/Area Scan (7x9x1): Measurement grid: dx=12mm, dy=12mm
Maximum value of SAR (measured) = 1.56 W/kg

Configuration/Body/Zoom Scan (7x7x7) (7x7x7)/Cube 0: Measurement grid: dx=5mm, dy=5mm, dz=5mm
Reference Value = 10.620 V/m; Power Drift = -0.01 dB
Peak SAR (extrapolated) = 2.80 W/kg
SAR(1 g) = 1.13 W/kg; SAR(10 g) = 0.440 W/kg
Maximum value of SAR (measured) = 1.63 W/kg

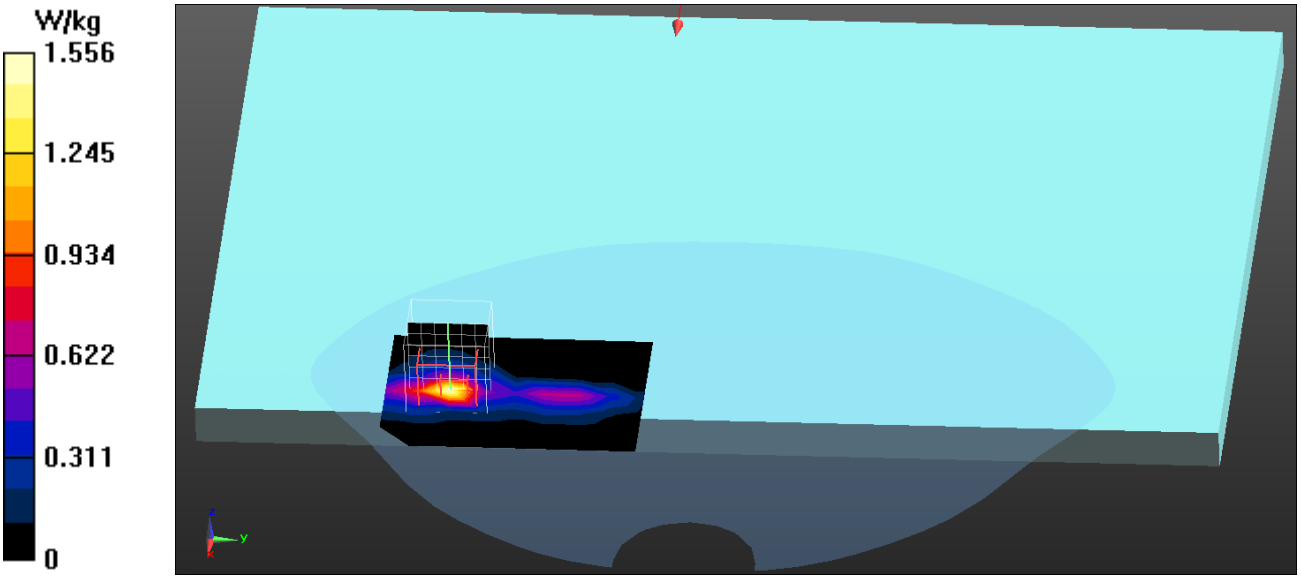

Test Laboratory: QuieTek Date/Time: 6/9/2014

802.11a_100-Bottom(NB Mode)- Aux-Verify-ACON
DUT: Notebook PC; Type: NX500J
Communication System: UID 0, WLAN 5G; Frequency: 5500 MHz;
Communication System PAR: 0 dB
Medium parameters used: f = 5500 MHz; σ = 5.61 S/m; ε_r = 48.79; ρ = 1000 kg/m^3
Phantom section: Flat Section
Ambient Temperature (°C) : 24.1, Liquid Temperature (°C) : 22.3
Measurement Standard: DASY5 (IEEE/IEC/ANSI C63.19-2007)
DASY5 Configuration:

- Probe: EX3DV4 - SN3698; ConvF(3.82, 3.82, 3.82); Calibrated: 7/31/2013;
- Sensor-Surface: 1.4mm (Mechanical Surface Detection)
- Electronics: DAE4 Sn502; Calibrated: 4/23/2014
- Phantom: SAM with left table; Type: SAM;
- Measurement SW: DASY52, Version 52.8 (7); SEMCAD X Version 14.6.10 (7164)

Configuration/Body/Area Scan (6x13x1): Measurement grid: dx=10mm, dy=10mm
Maximum value of SAR (measured) = 1.73 W/kg

Configuration/Body/Zoom Scan (7x7x12) (7x7x12)/Cube 0: Measurement grid: dx=4mm, dy=4mm, dz=2mm
Reference Value = 8.051 V/m; Power Drift = -0.18 dB
Peak SAR (extrapolated) = 4.35 W/kg
SAR(1 g) = 0.987 W/kg; SAR(10 g) = 0.249 W/kg
Maximum value of SAR (measured) = 2.81 W/kg

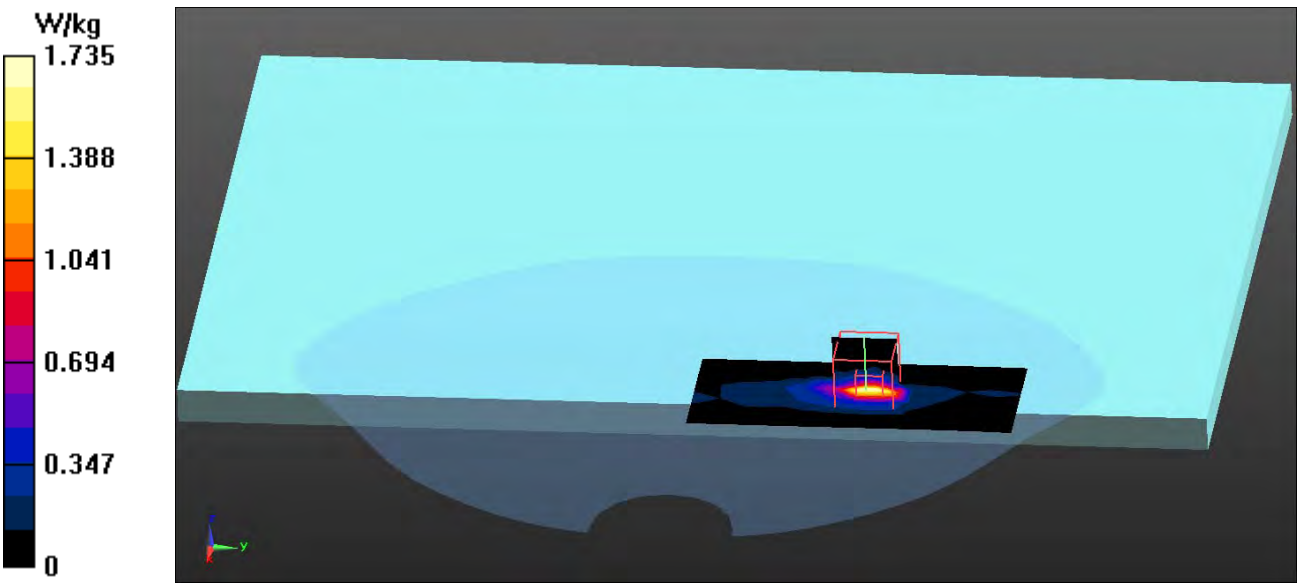

Test Laboratory: QuieTek Date/Time: 8/25/2014

802.11b_11-Bottom(NB Mode) Main-INPAQ
DUT: Notebook PC; Type: NX500
Communication System: UID 0, WLAN 2.4G; Frequency: 2462 MHz;
Communication System PAR: 0 dB
Medium parameters used: f = 2462 MHz; σ = 1.98 S/m; ε_r = 52.72; ρ = 1000 kg/m^3
Phantom section: Flat Section
Ambient Temperature (°C) : 22.3, Liquid Temperature (°C) : 20.6
Measurement Standard: DASY5 (IEEE/IEC/ANSI C63.19-2007)
DASY5 Configuration:

- Probe: EX3DV4 - SN3698; ConvF(6.5, 6.5, 6.5); Calibrated: 7/25/2014;
- Sensor-Surface: 3mm (Mechanical Surface Detection)
- Electronics: DAE4 Sn1207; Calibrated: 5/19/2014
- Phantom: SAM with left table; Type: SAM;
- Measurement SW: DASY52, Version 52.8 (8); SEMCAD X Version 14.6.10 (7331)

Configuration/Body/Area Scan (6x11x1): Measurement grid: dx=12mm, dy=12mm
Maximum value of SAR (measured) = 1.12 W/kg

Configuration/Body/Zoom Scan (7x7x7) (7x7x7)/Cube 0: Measurement grid: dx=5mm, dy=5mm, dz=5mm
Reference Value = 11.24 V/m; Power Drift = -0.11 dB
Peak SAR (extrapolated) = 3.01 W/kg
SAR(1 g) = 1.11 W/kg; SAR(10 g) = 0.411 W/kg
Maximum value of SAR (measured) = 1.63 W/kg

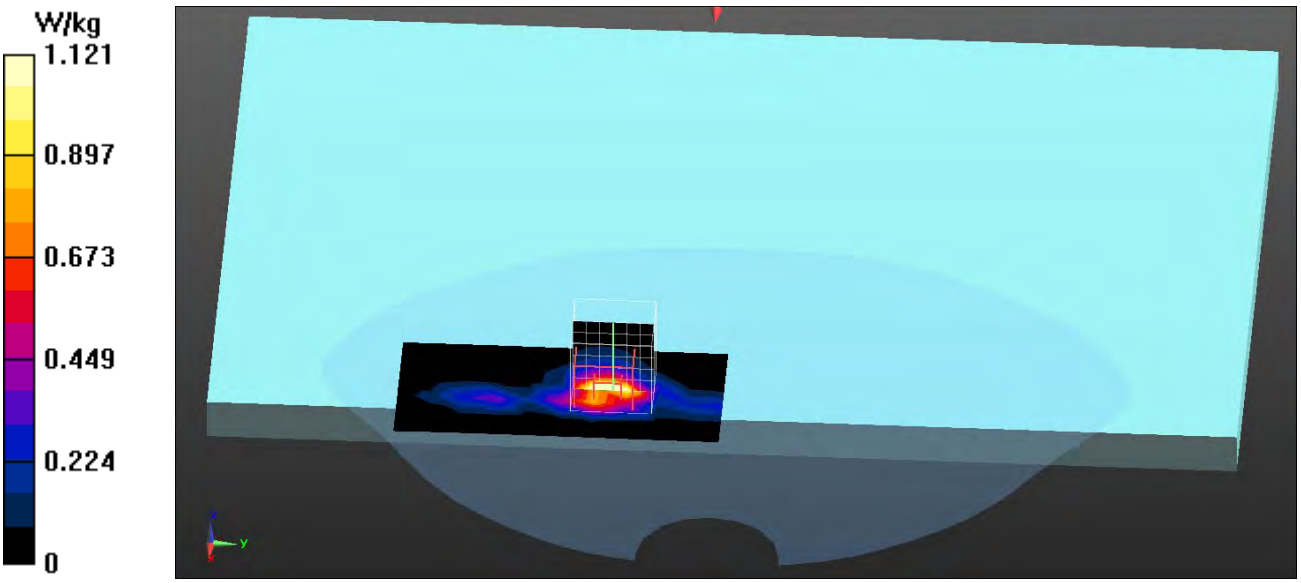

Test Laboratory: QuieTek Date/Time: 8/25/2014

802.11b_11-Bottom(NB Mode) MIMO -INPAQ
DUT: Notebook PC; Type: NX500
Communication System: UID 0, WLAN 2.4G; Frequency: 2462 MHz;
Communication System PAR: 0 dB
Medium parameters used: f = 2462 MHz; σ = 1.98 S/m; ε_r = 52.72; ρ = 1000 kg/m^3
Phantom section: Flat Section
Ambient Temperature (°C) : 22.3, Liquid Temperature (°C) : 20.6
Measurement Standard: DASY5 (IEEE/IEC/ANSI C63.19-2007)
DASY5 Configuration:

- Probe: EX3DV4 - SN3698; ConvF(6.5, 6.5, 6.5); Calibrated: 7/25/2014;
- Sensor-Surface: 3mm (Mechanical Surface Detection)
- Electronics: DAE4 Sn1207; Calibrated: 5/19/2014
- Phantom: SAM with left table; Type: SAM;
- Measurement SW: DASY52, Version 52.8 (8); SEMCAD X Version 14.6.10 (7331)

Configuration/Body/Area Scan (6x11x1): Measurement grid: dx=12mm, dy=12mm
Maximum value of SAR (measured) = 1.22 W/kg

Configuration/Body/Zoom Scan (7x7x7) (7x7x7)/Cube 0: Measurement grid: dx=5mm, dy=5mm, dz=5mm
Reference Value = 10.74 V/m; Power Drift = -0.01 dB
Peak SAR (extrapolated) = 3.21 W/kg
SAR(1 g) = 1.16 W/kg; SAR(10 g) = 0.441 W/kg
Maximum value of SAR (measured) = 1.72 W/kg

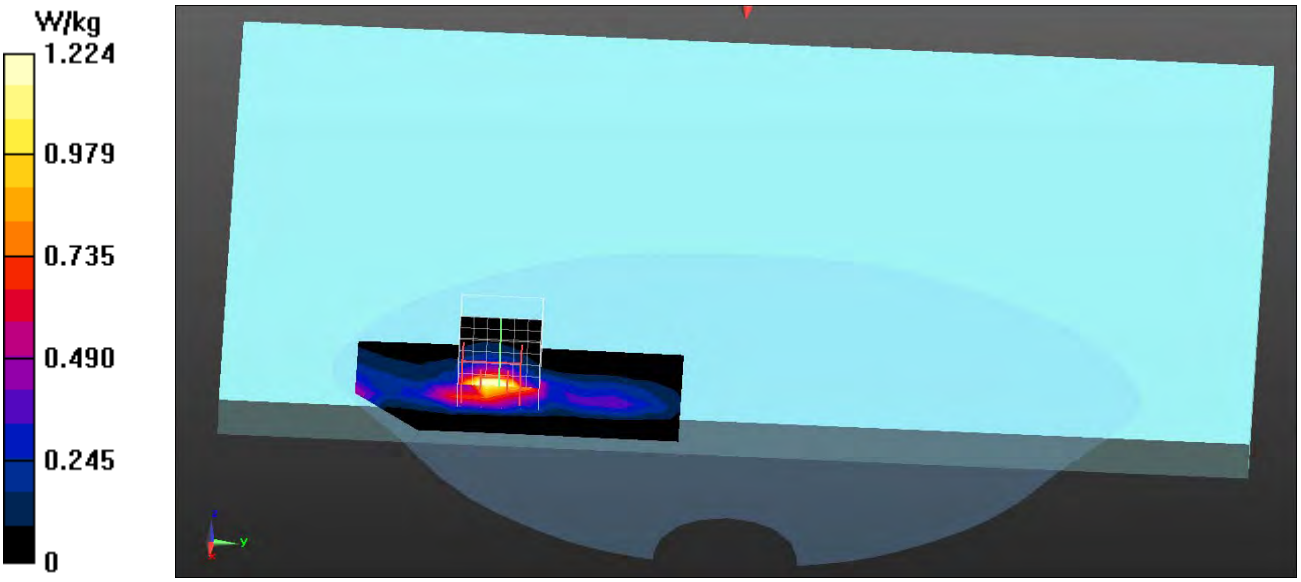

Test Laboratory: QuieTek Date/Time: 8/25/2014

802.11b_6-Bottom(NB Mode) Aux-INPAQ
DUT: Notebook PC; Type: NX500
Communication System: UID 0, WLAN 2.4G; Frequency: 2437 MHz;
Communication System PAR: 0 dB
Medium parameters used: f = 2437 MHz; σ = 1.95 S/m; ε_r = 53.03; ρ = 1000 kg/m^3
Phantom section: Flat Section
Ambient Temperature (°C) : 22.3, Liquid Temperature (°C) : 20.6
Measurement Standard: DASY5 (IEEE/IEC/ANSI C63.19-2007)
DASY5 Configuration:

- Probe: EX3DV4 - SN3698; ConvF(6.5, 6.5, 6.5); Calibrated: 7/25/2014;
- Sensor-Surface: 3mm (Mechanical Surface Detection)
- Electronics: DAE4 Sn1207; Calibrated: 5/19/2014
- Phantom: SAM with left table; Type: SAM;
- Measurement SW: DASY52, Version 52.8 (8); SEMCAD X Version 14.6.10 (7331)

Configuration/Body/Area Scan (6x11x1): Measurement grid: dx=12mm, dy=12mm
Maximum value of SAR (measured) = 0.748 W/kg

Configuration/Body/Zoom Scan (7x7x7) (7x7x7)/Cube 0: Measurement grid: dx=5mm, dy=5mm, dz=5mm
Reference Value = 11.90 V/m; Power Drift = 0.03 dB
Peak SAR (extrapolated) = 2.16 W/kg
SAR(1 g) = 0.828 W/kg; SAR(10 g) = 0.315 W/kg
Maximum value of SAR (measured) = 1.18 W/kg

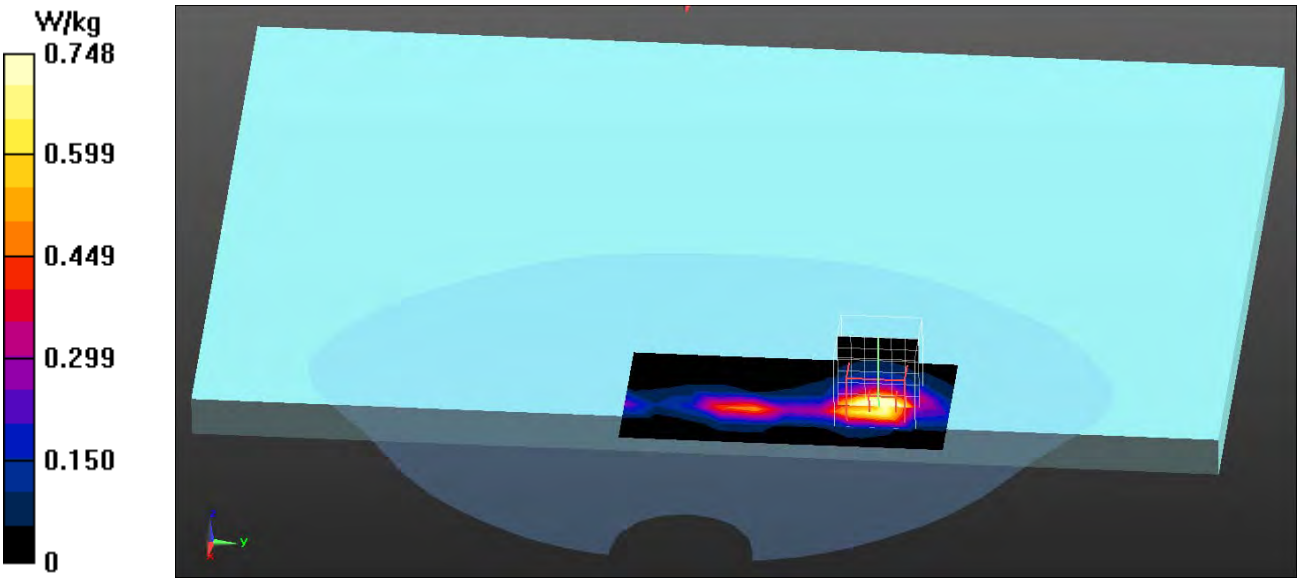

Test Laboratory: QuieTek Date/Time: 8/27/2014

802.11a_60-Bottom(NB Mode)- Main-INPAQ
DUT: Notebook PC; Type: NX500
Communication System: UID 0, WLAN 5G; Frequency: 5300 MHz;
Communication System PAR: 0 dB
Medium parameters used: f = 5300 MHz; σ = 5.53 S/m; ε_r = 48.02; ρ = 1000 kg/m^3
Phantom section: Flat Section
Ambient Temperature (°C) : 23.9, Liquid Temperature (°C) : 22.1
Measurement Standard: DASY5 (IEEE/IEC/ANSI C63.19-2007)
DASY5 Configuration:

- Probe: EX3DV4 - SN3698; ConvF(4.13, 4.13, 4.13); Calibrated: 7/25/2014;
- Sensor-Surface: 1.4mm (Mechanical Surface Detection)
- Electronics: DAE4 Sn1207; Calibrated: 5/19/2014
- Phantom: SAM with right table; Type: SAM;
- Measurement SW: DASY52, Version 52.8 (8); SEMCAD X Version 14.6.10 (7331)

Configuration/Body/Area Scan (7x10x1): Measurement grid: dx=10mm, dy=10mm
Maximum value of SAR (measured) = 1.24 W/kg

Configuration/Body/Zoom Scan (7x7x12) (7x7x12)/Cube 0: Measurement grid: dx=4mm, dy=4mm, dz=2mm
Reference Value = 1.567 V/m; Power Drift = 0.14 dB
Peak SAR (extrapolated) = 2.73 W/kg
SAR(1 g) = 0.591 W/kg; SAR(10 g) = 0.138 W/kg
Maximum value of SAR (measured) = 1.56 W/kg

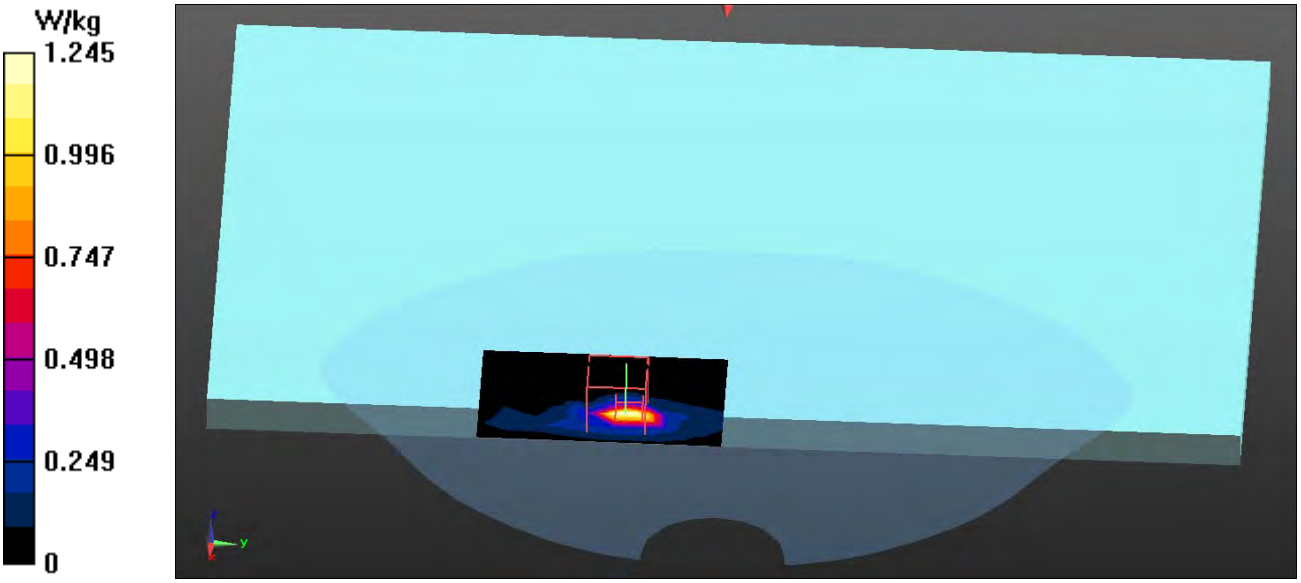

Test Laboratory: QuieTek Date/Time: 8/27/2014

802.11a_100-Bottom(NB Mode)- MIMO -INPAQ
DUT: Notebook PC; Type: NX500
Communication System: UID 0, WLAN 5G; Frequency: 5500 MHz;
Communication System PAR: 0 dB
Medium parameters used: f = 5500 MHz; σ = 5.67 S/m; ε_r = 47.54; ρ = 1000 kg/m^3
Phantom section: Flat Section
Ambient Temperature (°C) : 23.9, Liquid Temperature (°C) : 22.1
Measurement Standard: DASY5 (IEEE/IEC/ANSI C63.19-2007)
DASY5 Configuration:

- Probe: EX3DV4 - SN3698; ConvF(3.81, 3.81, 3.81); Calibrated: 7/25/2014;
- Sensor-Surface: 1.4mm (Mechanical Surface Detection)
- Electronics: DAE4 Sn1207; Calibrated: 5/19/2014
- Phantom: SAM with right table; Type: SAM;
- Measurement SW: DASY52, Version 52.8 (8); SEMCAD X Version 14.6.10 (7331)

Configuration/Body/Area Scan (7x13x1): Measurement grid: dx=10mm, dy=10mm
Maximum value of SAR (measured) = 2.18 W/kg

Configuration/Body/Zoom Scan (7x7x12) (7x7x12)/Cube 0: Measurement grid: dx=4mm, dy=4mm, dz=2mm
Reference Value = 5.986 V/m; Power Drift = 0.11 dB
Peak SAR (extrapolated) = 4.40 W/kg
SAR(1 g) = 0.928 W/kg; SAR(10 g) = 0.225 W/kg
Maximum value of SAR (measured) = 2.43 W/kg

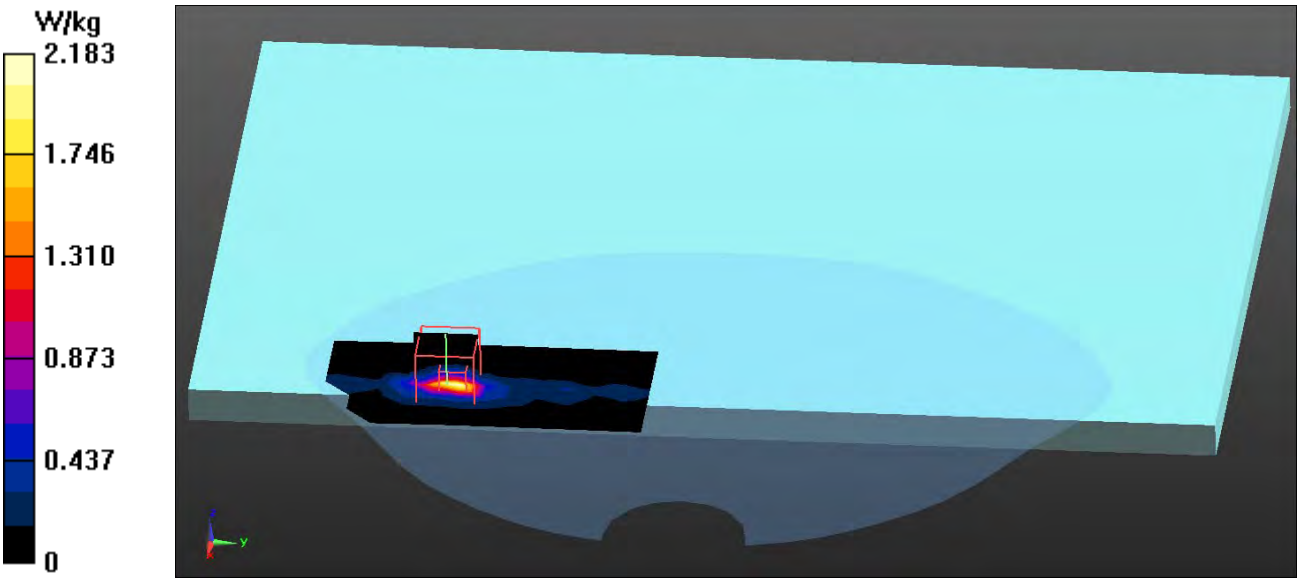

Test Laboratory: QuieTek Date/Time: 8/27/2014

802.11a_100-Bottom(NB Mode)- Aux-INPAQ
DUT: Notebook PC; Type: NX500
Communication System: UID 0, WLAN 5G; Frequency: 5500 MHz;
Communication System PAR: 0 dB
Medium parameters used: f = 5500 MHz; σ = 5.67 S/m; ε_r = 47.54; ρ = 1000 kg/m^3
Phantom section: Flat Section
Ambient Temperature (°C) : 23.9, Liquid Temperature (°C) : 22.1
Measurement Standard: DASY5 (IEEE/IEC/ANSI C63.19-2007)
DASY5 Configuration:

- Probe: EX3DV4 - SN3698; ConvF(3.81, 3.81, 3.81); Calibrated: 7/25/2014;
- Sensor-Surface: 1.4mm (Mechanical Surface Detection)
- Electronics: DAE4 Sn1207; Calibrated: 5/19/2014
- Phantom: SAM with right table; Type: SAM;
- Measurement SW: DASY52, Version 52.8 (8); SEMCAD X Version 14.6.10 (7331)

Configuration/Body/Area Scan (7x13x1): Measurement grid: dx=10mm, dy=10mm
Maximum value of SAR (measured) = 1.25 W/kg

Configuration/Body/Zoom Scan (7x7x12) (7x7x12)/Cube 0: Measurement grid: dx=4mm, dy=4mm, dz=2mm
Reference Value = 5.188 V/m; Power Drift = -0.15 dB
Peak SAR (extrapolated) = 3.56 W/kg
SAR(1 g) = 0.699 W/kg; SAR(10 g) = 0.168 W/kg
Maximum value of SAR (measured) = 1.78 W/kg

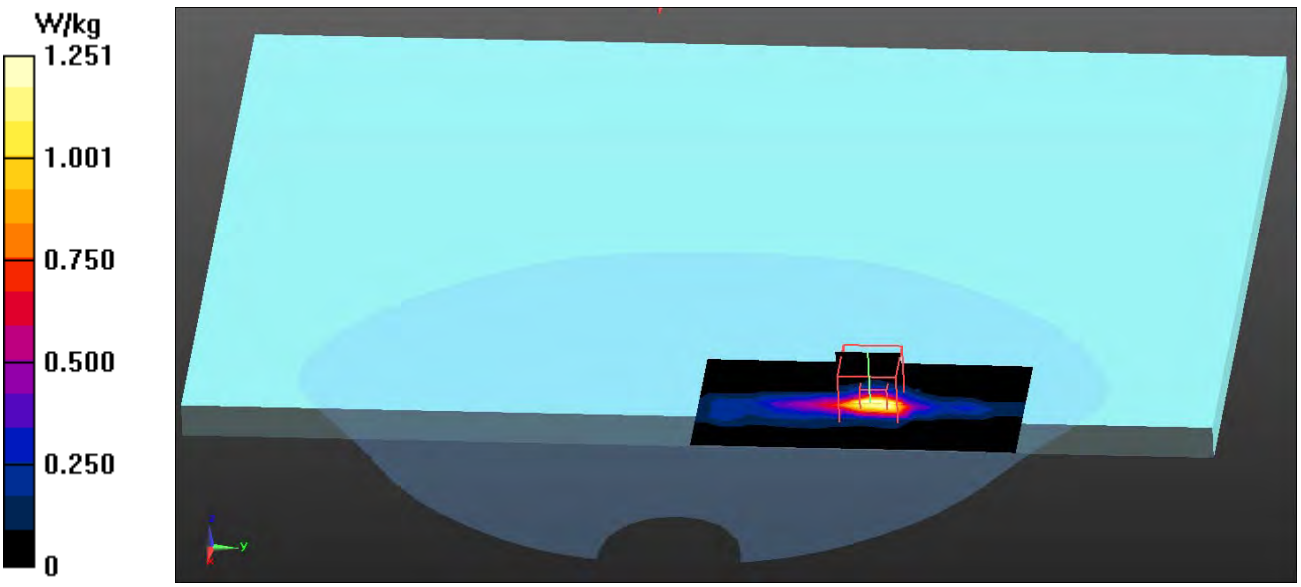

QuieTek

Appendix D. Probe Calibration Data

Object: EX3DV4- SN: 3698

1155

Calibration Laboratory of
Schmid & Partner
Engineering AG
Zeughausstrasse 43, 8004 Zurich, Switzerland

S Schweizerischer Kalibrierdienst
C Service suisse d'étalonnage
Servizio svizzero di taratura
S Swiss Calibration Service

Accredited by the Swiss Accreditation Service (SAS)
The Swiss Accreditation Service is one of the signatories to the EA Multilateral Agreement for the recognition of calibration certificates

Accreditation No.: SCS 108

Client Quietek-TW (Auden)

Certificate No: EX3-3698_Jul13

CALIBRATION CERTIFICATE

Object: EX3DV4 - SN:3698

Calibration procedure(s): QA CAL-01.v8, QA CAL-14.v3, QA CAL-23.v4, QA CAL-25.v4
Calibration procedure for dosimetric E-field probes

Calibration date: July 31, 2013

This calibration certificate documents the traceability to national standards, which realize the physical units of measurements (SI).
The measurements and the uncertainties with confidence probability are given on the following pages and are part of the certificate.

All calibrations have been conducted in the closed laboratory facility: environment temperature (22 ± 3)°C and humidity < 70%.

Calibration Equipment used (M&TE critical for calibration)

Primary Standards	ID	Cal Date (Certificate No.)	Scheduled Calibration
Power meter E4419B	GB41293874	04-Apr-13 (No. 217-01733)	Apr-14
Power sensor E4412A	MY41498087	04-Apr-13 (No. 217-01733)	Apr-14
Reference 3 dB Attenuator	SN: S5054 (3c)	04-Apr-13 (No. 217-01737)	Apr-14
Reference 20 dB Attenuator	SN: S5277 (20x)	04-Apr-13 (No. 217-01735)	Apr-14
Reference 30 dB Attenuator	SN: S5129 (30b)	04-Apr-13 (No. 217-01738)	Apr-14
Reference Probe ES3DV2	SN: 3013	28-Dec-12 (No. ES3-3013_Dec12)	Dec-13
DAE4	SN: 660	31-Jan-13 (No. DAE4-660_Jan13)	Jan-14
Secondary Standards	ID	Check Date (in house)	Scheduled Check
RF generator HP 8648C	US3642U01700	4-Aug-99 (in house check Apr-13)	In house check: Apr-15
Network Analyzer HP 8753E	US37390585	18-Oct-01 (in house check Oct-12)	In house check: Oct-13

	Name	Function	Signature
Calibrated by:	Claudio Leubler	Laboratory Technician	
Approved by:	Katja Pokovic	Technical Manager	

Issued: July 31, 2013

This calibration certificate shall not be reproduced except in full without written approval of the laboratory.

Glossary:

TSL	tissue simulating liquid
NORMx,y,z	sensitivity in free space
ConvF	sensitivity in TSL / NORMx,y,z
DCP	diode compression point
CF	crest factor (1/duty_cycle) of the RF signal
A, B, C, D	modulation dependent linearization parameters
Polarization φ	φ rotation around probe axis
Polarization ϑ	ϑ rotation around an axis that is in the plane normal to probe axis (at measurement center), i.e., ϑ = 0 is normal to probe axis

Calibration is Performed According to the Following Standards:

a) IEEE Std 1528-2003, "IEEE Recommended Practice for Determining the Peak Spatial-Averaged Specific Absorption Rate (SAR) in the Human Head from Wireless Communications Devices: Measurement Techniques", December 2003
b) IEC 62209-1, "Procedure to measure the Specific Absorption Rate (SAR) for hand-held devices used in close proximity to the ear (frequency range of 300 MHz to 3 GHz)", February 2005

Methods Applied and Interpretation of Parameters:

- *NORMx,y,z:* Assessed for E-field polarization ϑ = 0 (f ≤ 900 MHz in TEM-cell; f > 1800 MHz: R22 waveguide). NORMx,y,z are only intermediate values, i.e., the uncertainties of NORMx,y,z does not affect the E^2-field uncertainty inside TSL (see below *ConvF*).
- *NORM(f)x,y,z = NORMx,y,z * frequency_response* (see Frequency Response Chart). This linearization is implemented in DASY4 software versions later than 4.2. The uncertainty of the frequency response is included in the stated uncertainty of *ConvF*.
- *DCPx,y,z:* DCP are numerical linearization parameters assessed based on the data of power sweep with CW signal (no uncertainty required). DCP does not depend on frequency nor media.
- *PAR:* PAR is the Peak to Average Ratio that is not calibrated but determined based on the signal characteristics
- *Ax,y,z; Bx,y,z; Cx,y,z; Dx,y,z; VRx,y,z: A, B, C, D* are numerical linearization parameters assessed based on the data of power sweep for specific modulation signal. The parameters do not depend on frequency nor media. *VR* is the maximum calibration range expressed in RMS voltage across the diode.
- *ConvF and Boundary Effect Parameters:* Assessed in flat phantom using E-field (or Temperature Transfer Standard for f ≤ 800 MHz) and inside waveguide using analytical field distributions based on power measurements for f > 800 MHz. The same setups are used for assessment of the parameters applied for boundary compensation (alpha, depth) of which typical uncertainty values are given. These parameters are used in DASY4 software to improve probe accuracy close to the boundary. The sensitivity in TSL corresponds to *NORMx,y,z * ConvF* whereby the uncertainty corresponds to that given for *ConvF*. A frequency dependent *ConvF* is used in DASY version 4.4 and higher which allows extending the validity from ± 50 MHz to ± 100 MHz.
- *Spherical isotropy (3D deviation from isotropy)*: in a field of low gradients realized using a flat phantom exposed by a patch antenna.
- *Sensor Offset*: The sensor offset corresponds to the offset of virtual measurement center from the probe tip (on probe axis). No tolerance required.

Probe EX3DV4

SN:3698

Manufactured: April 22, 2009
Calibrated: July 31, 2013

Calibrated for DASY/EASY Systems
(Note: non-compatible with DASY2 system!)

DASY/EASY - Parameters of Probe: EX3DV4 - SN:3698

Basic Calibration Parameters

	Sensor X	Sensor Y	Sensor Z	Unc (k=2)
Norm ($\mu V/(V/m)^2$)[A]	0.41	0.35	0.36	± 10.1 %
DCP (mV)[B]	100.4	101.3	97.5	

Modulation Calibration Parameters

UID	Communication System Name		A dB	B dB$\sqrt{\mu V}$	C	D dB	VR mV	Unc[E] (k=2)
0	CW	X	0.0	0.0	1.0	0.00	138.1	±3.0 %
		Y	0.0	0.0	1.0		131.7	
		Z	0.0	0.0	1.0		127.6	

The reported uncertainty of measurement is stated as the standard uncertainty of measurement multiplied by the coverage factor k=2, which for a normal distribution corresponds to a coverage probability of approximately 95%.

[A] The uncertainties of NomX,Y,Z do not affect the E^2-field uncertainty inside TSL (see Pages 5 and 6).
[B] Numerical linearization parameter: uncertainty not required.
[E] Uncertainty is determined using the max. deviation from linear response applying rectangular distribution and is expressed for the square of the field value.

DASY/EASY - Parameters of Probe: EX3DV4 - SN:3698

Calibration Parameter Determined in Head Tissue Simulating Media

f (MHz) [C]	Relative Permittivity [F]	Conductivity (S/m) [F]	ConvF X	ConvF Y	ConvF Z	Alpha	Depth (mm)	Unct. (k=2)
750	41.9	0.89	9.49	9.49	9.49	0.80	0.50	± 12.0 %
835	41.5	0.90	9.05	9.05	9.05	0.80	0.50	± 12.0 %
900	41.5	0.97	8.67	8.67	8.67	0.80	0.50	± 12.0 %
1750	40.1	1.37	7.61	7.61	7.61	0.48	0.73	± 12.0 %
1900	40.0	1.40	7.34	7.34	7.34	0.44	0.77	± 12.0 %
2450	39.2	1.80	6.54	6.54	6.54	0.27	1.01	± 12.0 %
2600	39.0	1.96	6.46	6.46	6.46	0.29	0.99	± 12.0 %
3500	37.9	2.91	6.03	6.03	6.03	0.25	3.61	± 13.1 %
5200	36.0	4.66	4.81	4.81	4.81	0.35	1.80	± 13.1 %
5300	35.9	4.76	4.63	4.63	4.63	0.36	1.80	± 13.1 %
5500	35.6	4.96	4.53	4.53	4.53	0.41	1.80	± 13.1 %
5600	35.5	5.07	4.04	4.04	4.04	0.59	1.80	± 13.1 %
5800	35.3	5.27	4.34	4.34	4.34	0.45	1.80	± 13.1 %

[C] Frequency validity of ± 100 MHz only applies for DASY v4.4 and higher (see Page 2), else it is restricted to ± 50 MHz. The uncertainty is the RSS of the ConvF uncertainty at calibration frequency and the uncertainty for the indicated frequency band.
[F] At frequencies below 3 GHz, the validity of tissue parameters (ε and σ) can be relaxed to ± 10% if liquid compensation formula is applied to measured SAR values. At frequencies above 3 GHz, the validity of tissue parameters (ε and σ) is restricted to ± 5%. The uncertainty is the RSS of the ConvF uncertainty for indicated target tissue parameters.

DASY/EASY - Parameters of Probe: EX3DV4 - SN:3698

Calibration Parameter Determined in Body Tissue Simulating Media

f (MHz) [C]	Relative Permittivity [F]	Conductivity (S/m) [F]	ConvF X	ConvF Y	ConvF Z	Alpha	Depth (mm)	Unct. (k=2)
750	55.5	0.96	9.08	9.08	9.08	0.80	0.50	± 12.0 %
835	55.2	0.97	8.89	8.89	8.89	0.80	0.50	± 12.0 %
900	55.0	1.05	8.69	8.69	8.69	0.80	0.50	± 12.0 %
1750	53.4	1.49	7.39	7.39	7.39	0.35	0.94	± 12.0 %
1900	53.3	1.52	7.06	7.06	7.06	0.43	0.90	± 12.0 %
2450	52.7	1.95	6.61	6.61	6.61	0.74	0.64	± 12.0 %
2600	52.5	2.16	6.41	6.41	6.41	0.78	0.62	± 12.0 %
3500	51.3	3.31	5.76	5.76	5.76	0.21	2.85	± 13.1 %
5200	49.0	5.30	4.33	4.33	4.33	0.45	1.90	± 13.1 %
5300	48.9	5.42	4.12	4.12	4.12	0.48	1.90	± 13.1 %
5500	48.6	5.65	3.82	3.82	3.82	0.50	1.90	± 13.1 %
5600	48.5	5.77	3.39	3.39	3.39	0.67	1.90	± 13.1 %
5800	48.2	6.00	4.01	4.01	4.01	0.51	1.90	± 13.1 %

[C] Frequency validity of ± 100 MHz only applies for DASY v4.4 and higher (see Page 2), else it is restricted to ± 50 MHz. The uncertainty is the RSS of the ConvF uncertainty at calibration frequency and the uncertainty for the indicated frequency band.
[F] At frequencies below 3 GHz, the validity of tissue parameters (ε and σ) can be relaxed to ± 10% if liquid compensation formula is applied to measured SAR values. At frequencies above 3 GHz, the validity of tissue parameters (ε and σ) is restricted to ± 5%. The uncertainty is the RSS of the ConvF uncertainty for indicated target tissue parameters.

Frequency Response of E-Field

(TEM-Cell:ifi110 EXX, Waveguide: R22)

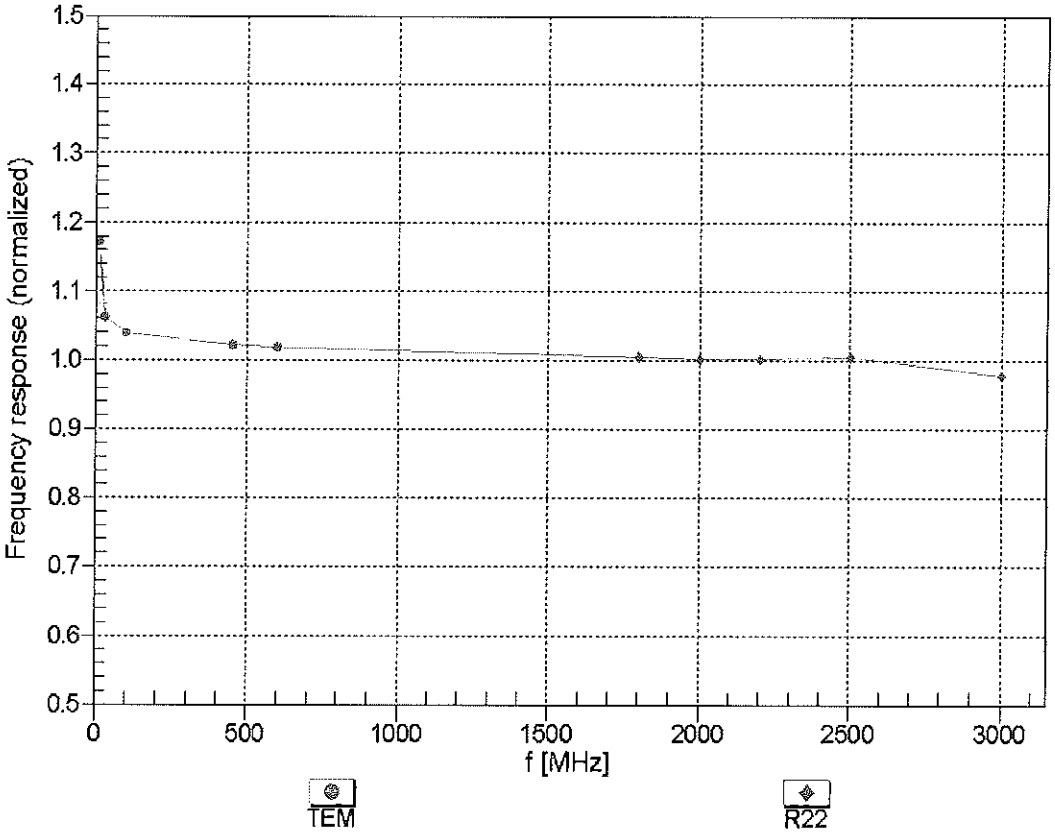

Uncertainty of Frequency Response of E-field: ± 6.3% (k=2)

Receiving Pattern (ϕ), ϑ = 0°

f=600 MHz,TEM

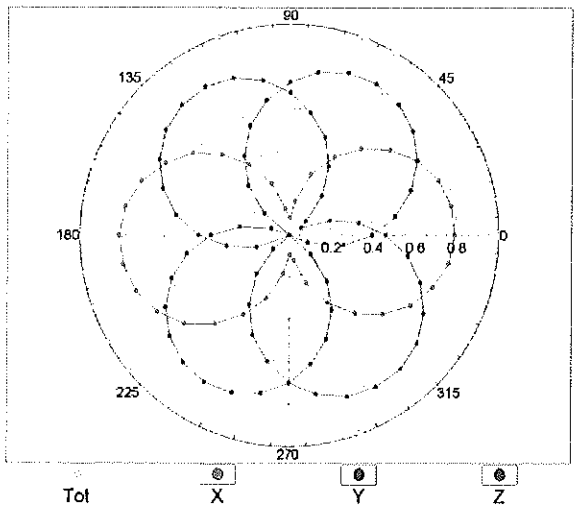

f=1800 MHz,R22

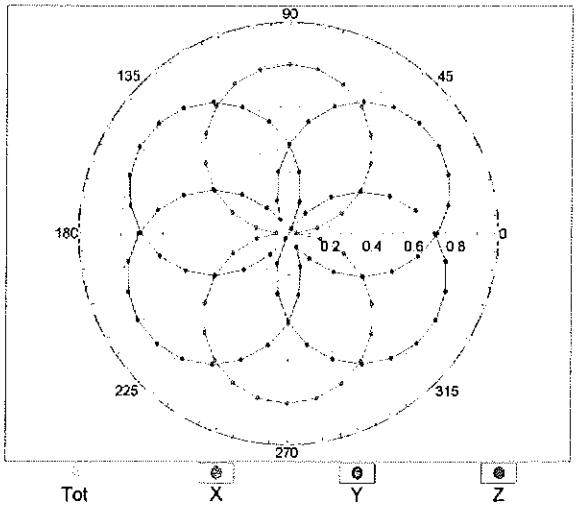

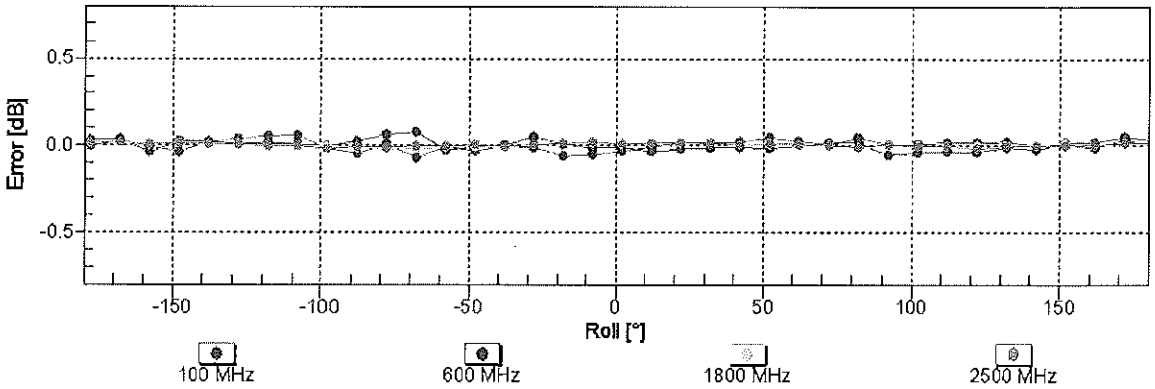

Uncertainty of Axial Isotropy Assessment: ± 0.5% (k=2)

Dynamic Range f(SAR_{head})
(TEM cell , f = 900 MHz)

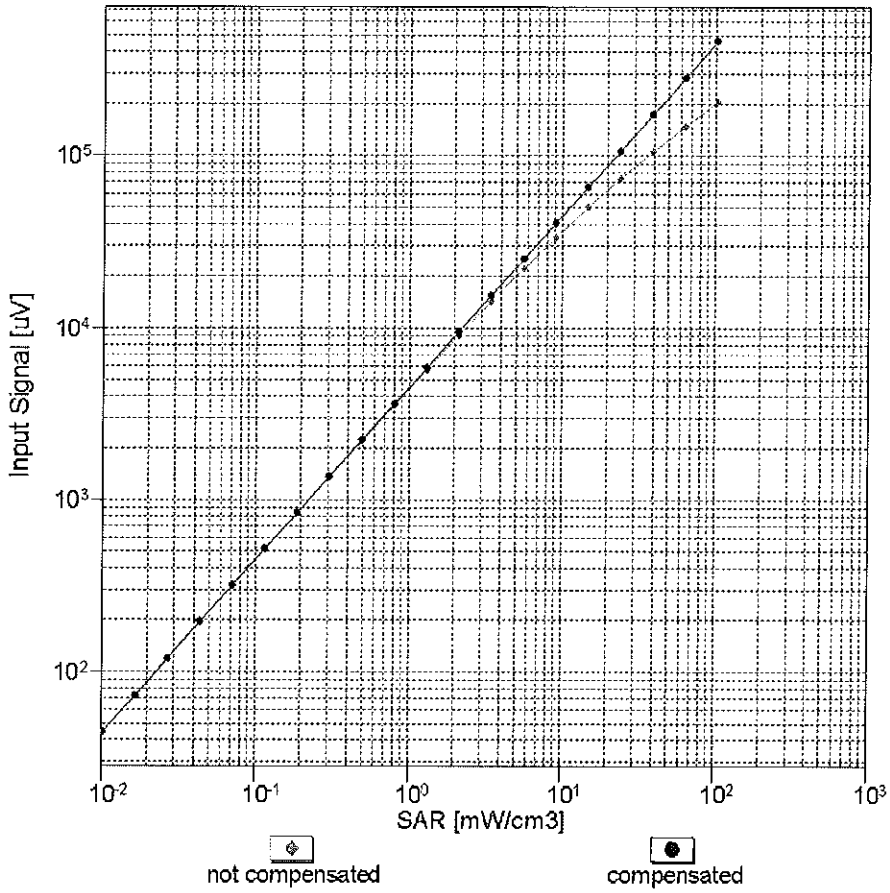

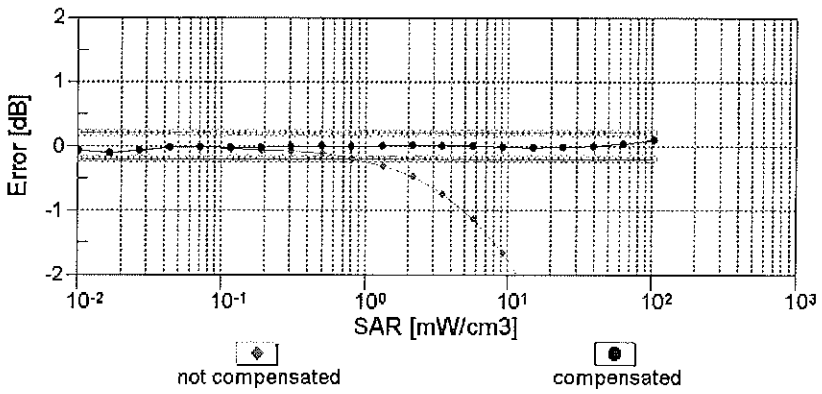

Uncertainty of Linearity Assessment: ± 0.6% (k=2)

Conversion Factor Assessment

f = 835 MHz,WGLS R9 (H_convF)

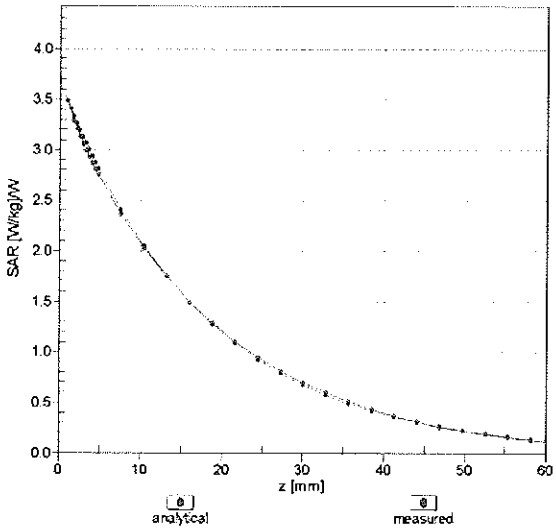

f = 1900 MHz,WGLS R22 (H_convF)

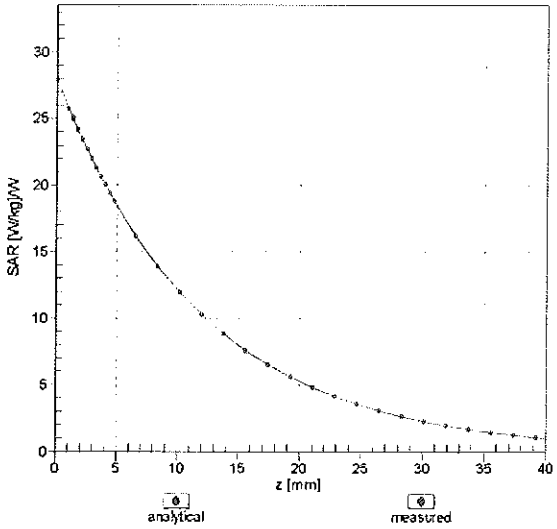

Deviation from Isotropy in Liquid

Error (ϕ, ϑ), f = 900 MHz

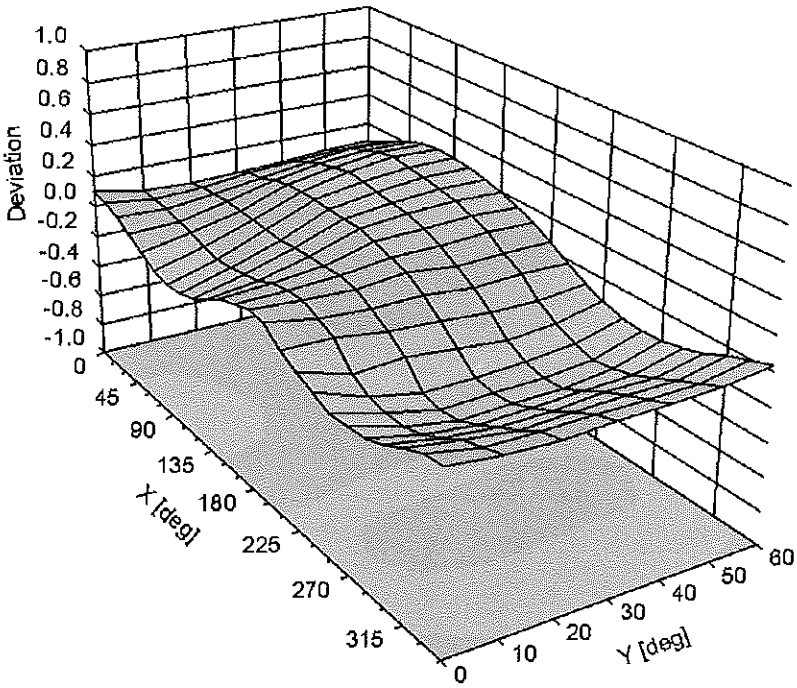

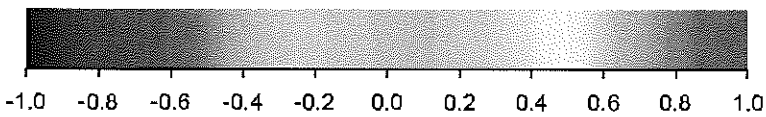

Uncertainty of Spherical Isotropy Assessment: ± 2.6% (k=2)

DASY/EASY - Parameters of Probe: EX3DV4 - SN:3698

Other Probe Parameters

Sensor Arrangement	Triangular
Connector Angle (°)	-138
Mechanical Surface Detection Mode	enabled
Optical Surface Detection Mode	disabled
Probe Overall Length	337 mm
Probe Body Diameter	10 mm
Tip Length	9 mm
Tip Diameter	2.5 mm
Probe Tip to Sensor X Calibration Point	1 mm
Probe Tip to Sensor Y Calibration Point	1 mm
Probe Tip to Sensor Z Calibration Point	1 mm
Recommended Measurement Distance from Surface	2 mm

Appendix E. Dipole Calibration

Validation Dipole 2450 MHz
M/N: ALS-D-2450
S/N: QTK-319

Calibration Laboratory of
Schmid & Partner
Engineering AG
Zeughausstrasse 43, 8004 Zurich, Switzerland

S Schweizerischer Kalibrierdienst
C Service suisse d'étalonnage
Servizio svizzero di taratura
S Swiss Calibration Service

Accredited by the Swiss Accreditation Service (SAS)
The Swiss Accreditation Service is one of the signatories to the EA Multilateral Agreement for the recognition of calibration certificates

Accreditation No.: SCS 108

Client **Quietek (Auden)**

Certificate No: ALS-2450-QTK-319_Nov12

CALIBRATION CERTIFICATE

Object	ALS-D-2450 - SN: QTK-319
Calibration procedure(s)	QA CAL-05.v8 Calibration procedure for dipole validation kits above 700 MHz
Calibration date:	November 20, 2012

This calibration certificate documents the traceability to national standards, which realize the physical units of measurements (SI).
The measurements and the uncertainties with confidence probability are given on the following pages and are part of the certificate.

All calibrations have been conducted in the closed laboratory facility: environment temperature (22 ± 3)°C and humidity < 70%.

Calibration Equipment used (M&TE critical for calibration)

Primary Standards	ID #	Cal Date (Certificate No.)	Scheduled Calibration
Power meter EPM-442A	GB37480704	01-Nov-12 (No. 217-01640)	Oct-13
Power sensor HP 8481A	US37292783	01-Nov-12 (No. 217-01640)	Oct-13
Reference 20 dB Attenuator	SN: 5058 (20k)	27-Mar-12 (No. 217-01530)	Apr-13
Type-N mismatch combination	SN: 5047.2 / 06327	27-Mar-12 (No. 217-01533)	Apr-13
Reference Probe ES3DV3	SN: 3205	30-Dec-11 (No. ES3-3205_Dec11)	Dec-12
DAE4	SN: 601	27-Jun-12 (No. DAE4-601_Jun12)	Jun-13

Secondary Standards	ID #	Check Date (in house)	Scheduled Check
Power sensor HP 8481A	MY41092317	18-Oct-02 (in house check Oct-11)	In house check: Oct-13
RF generator R&S SMT-06	100005	04-Aug-99 (in house check Oct-11)	In house check: Oct-13
Network Analyzer HP 8753E	US37390585 S4206	18-Oct-01 (in house check Oct-12)	In house check: Oct-13

	Name	Function	Signature
Calibrated by:	Leif Klysner	Laboratory Technician	
Approved by:	Katja Pokovic	Technical Manager	

Issued: November 21, 2012

This calibration certificate shall not be reproduced except in full without written approval of the laboratory.

Glossary:

TSL	tissue simulating liquid
ConvF	sensitivity in TSL / NORM x,y,z
N/A	not applicable or not measured

Calibration is Performed According to the Following Standards:

a) IEEE Std 1528-2003, "IEEE Recommended Practice for Determining the Peak Spatial-Averaged Specific Absorption Rate (SAR) in the Human Head from Wireless Communications Devices: Measurement Techniques", December 2003
b) IEC 62209-1, "Procedure to measure the Specific Absorption Rate (SAR) for hand-held devices used in close proximity to the ear (frequency range of 300 MHz to 3 GHz)", February 2005
c) Federal Communications Commission Office of Engineering & Technology (FCC OET), "Evaluating Compliance with FCC Guidelines for Human Exposure to Radiofrequency Electromagnetic Fields; Additional Information for Evaluating Compliance of Mobile and Portable Devices with FCC Limits for Human Exposure to Radiofrequency Emissions", Supplement C (Edition 01-01) to Bulletin 65

Additional Documentation:

d) DASY4/5 System Handbook

Methods Applied and Interpretation of Parameters:

- *Measurement Conditions:* Further details are available from the Validation Report at the end of the certificate. All figures stated in the certificate are valid at the frequency indicated.
- *Antenna Parameters with TSL:* The dipole is mounted with the spacer to position its feed point exactly below the center marking of the flat phantom section, with the arms oriented parallel to the body axis.
- *Feed Point Impedance and Return Loss:* These parameters are measured with the dipole positioned under the liquid filled phantom. The impedance stated is transformed from the measurement at the SMA connector to the feed point. The Return Loss ensures low reflected power. No uncertainty required.
- *Electrical Delay:* One-way delay between the SMA connector and the antenna feed point. No uncertainty required.
- *SAR measured:* SAR measured at the stated antenna input power.
- *SAR normalized:* SAR as measured, normalized to an input power of 1 W at the antenna connector.
- *SAR for nominal TSL parameters:* The measured TSL parameters are used to calculate the nominal SAR result.

The reported uncertainty of measurement is stated as the standard uncertainty of measurement multiplied by the coverage factor k=2, which for a normal distribution corresponds to a coverage probability of approximately 95%.

Measurement Conditions

DASY system configuration, as far as not given on page 1.

DASY Version	DASY5	V52.8.3
Extrapolation	Advanced Extrapolation	
Phantom	Modular Flat Phantom	
Distance Dipole Center - TSL	10 mm	with Spacer
Zoom Scan Resolution	dx, dy, dz = 5 mm	
Frequency	2450 MHz ± 1 MHz	

Head TSL parameters

The following parameters and calculations were applied.

	Temperature	**Permittivity**	**Conductivity**
Nominal Head TSL parameters	22.0 °C	39.2	1.80 mho/m
Measured Head TSL parameters	(22.0 ± 0.2) °C	38.7 ± 6 %	1.85 mho/m ± 6 %
Head TSL temperature change during test	< 0.5 °C	----	----

SAR result with Head TSL

SAR averaged over 1 cm^3 (1 g) of Head TSL	Condition	
SAR measured	250 mW input power	14.3 W/kg
SAR for nominal Head TSL parameters	normalized to 1W	**56.3 W/kg ± 17.0 % (k=2)**

SAR averaged over 10 cm^3 (10 g) of Head TSL	condition	
SAR measured	250 mW input power	6.63 W/kg
SAR for nominal Head TSL parameters	normalized to 1W	**26.3 W/kg ± 16.5 % (k=2)**

Body TSL parameters

The following parameters and calculations were applied.

	Temperature	**Permittivity**	**Conductivity**
Nominal Body TSL parameters	22.0 °C	52.7	1.95 mho/m
Measured Body TSL parameters	(22.0 ± 0.2) °C	51.2 ± 6 %	2.01 mho/m ± 6 %
Body TSL temperature change during test	< 0.5 °C	----	----

SAR result with Body TSL

SAR averaged over 1 cm^3 (1 g) of Body TSL	Condition	
SAR measured	250 mW input power	13.5 W/kg
SAR for nominal Body TSL parameters	normalized to 1W	**52.9 W/kg ± 17.0 % (k=2)**

SAR averaged over 10 cm^3 (10 g) of Body TSL	condition	
SAR measured	250 mW input power	6.24 W/kg
SAR for nominal Body TSL parameters	normalized to 1W	**24.7 W/kg ± 16.5 % (k=2)**

Appendix

Antenna Parameters with Head TSL

Impedance, transformed to feed point	56.7 Ω - 0.9 jΩ
Return Loss	- 24.0 dB

Antenna Parameters with Body TSL

Impedance, transformed to feed point	53.2 Ω + 1.5 jΩ
Return Loss	- 29.3 dB

General Antenna Parameters and Design

Electrical Delay (one direction)	1.018 ns

After long term use with 100W radiated power, only a slight warming of the dipole near the feedpoint can be measured.

The dipole is made of standard semirigid coaxial cable. The center conductor of the feeding line is directly connected to the second arm of the dipole. The antenna is therefore short-circuited for DC-signals. On some of the dipoles, small end caps are added to the dipole arms in order to improve matching when loaded according to the position as explained in the "Measurement Conditions" paragraph. The SAR data are not affected by this change. The overall dipole length is still according to the Standard.
No excessive force must be applied to the dipole arms, because they might bend or the soldered connections near the feedpoint may be damaged.

Additional EUT Data

Manufactured by	APREL
Manufactured on	Not available

Special Note

The deviation in SAR averaged results towards the latest certificate of the same dipole is higher than expected (higher than typical repeatability deviation for SAR validation dipoles). The reason is unknown, but it may be linked with the dipole repair that took place in between the two calibrations conducted in the SCS108 laboratory.

DASY5 Validation Report for Head TSL

Date: 20.11.2012

Test Laboratory: SPEAG, Zurich, Switzerland

DUT: Dipole 2450 MHz; Type: ALS-D-2450-S-2; Serial: SN: QTK-319

Communication System: CW; Frequency: 2450 MHz
Medium parameters used: f = 2450 MHz; σ = 1.85 mho/m; ε_r = 38.7; ρ = 1000 kg/m^3
Phantom section: Flat Section
Measurement Standard: DASY5 (IEEE/IEC/ANSI C63.19-2007)

DASY52 Configuration:

- Probe: ES3DV3 - SN3205; ConvF(4.45, 4.45, 4.45); Calibrated: 30.12.2011;
- Sensor-Surface: 3mm (Mechanical Surface Detection)
- Electronics: DAE4 Sn601; Calibrated: 27.06.2012
- Phantom: Flat Phantom 5.0 (front); Type: QD000P50AA; Serial: 1001
- DASY52 52.8.3(988); SEMCAD X 14.6.7(6848)

Dipole Calibration for Head Tissue/Pin=250 mW, d=10mm/Zoom Scan (7x7x7)/Cube 0:

Measurement grid: dx=5mm, dy=5mm, dz=5mm
Reference Value = 102.6 V/m; Power Drift = 0.00 dB
Peak SAR (extrapolated) = 29.5 W/kg
SAR(1 g) = 14.3 W/kg; SAR(10 g) = 6.63 W/kg
Maximum value of SAR (measured) = 18.2 W/kg



0 dB = 18.2 W/kg = 12.60 dBW/kg

Impedance Measurement Plot for Head TSL

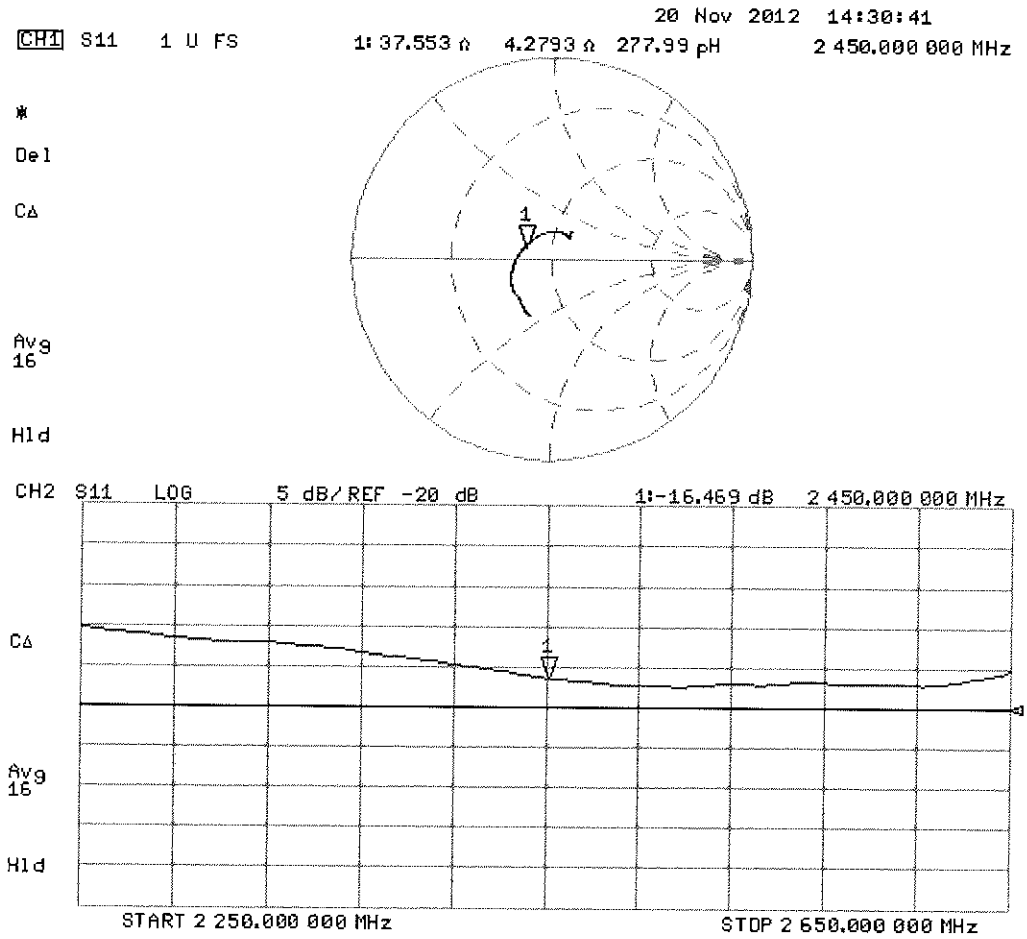

DASY5 Validation Report for Body TSL

Date: 20.11.2012

Test Laboratory: SPEAG, Zurich, Switzerland

DUT: Dipole 2450 MHz; Type: ALS-D-2450-S-2; Serial: SN: QTK-319

Communication System: CW; Frequency: 2450 MHz
Medium parameters used: f = 2450 MHz; σ = 2.01 mho/m; ε_r = 51.2; ρ = 1000 kg/m^3
Phantom section: Flat Section
Measurement Standard: DASY5 (IEEE/IEC/ANSI C63.19-2007)

DASY52 Configuration:

- Probe: ES3DV3 - SN3205; ConvF(4.26, 4.26, 4.26); Calibrated: 30.12.2011;
- Sensor-Surface: 3mm (Mechanical Surface Detection)
- Electronics: DAE4 Sn601; Calibrated: 27.06.2012
- Phantom: Flat Phantom 5.0 (back); Type: QD000P50AA; Serial: 1002
- DASY52 52.8.3(988); SEMCAD X 14.6.7(6848)

Dipole Calibration for Body Tissue/Pin=250 mW, d=10mm/Zoom Scan (7x8x7)/Cube 0:

Measurement grid: dx=5mm, dy=5mm, dz=5mm
Reference Value = 94.392 V/m; Power Drift = 0.00 dB
Peak SAR (extrapolated) = 27.9 W/kg
SAR(1 g) = 13.5 W/kg; SAR(10 g) = 6.24 W/kg
Maximum value of SAR (measured) = 17.8 W/kg



0 dB = 17.8 W/kg = 12.50 dBW/kg

Impedance Measurement Plot for Body TSL

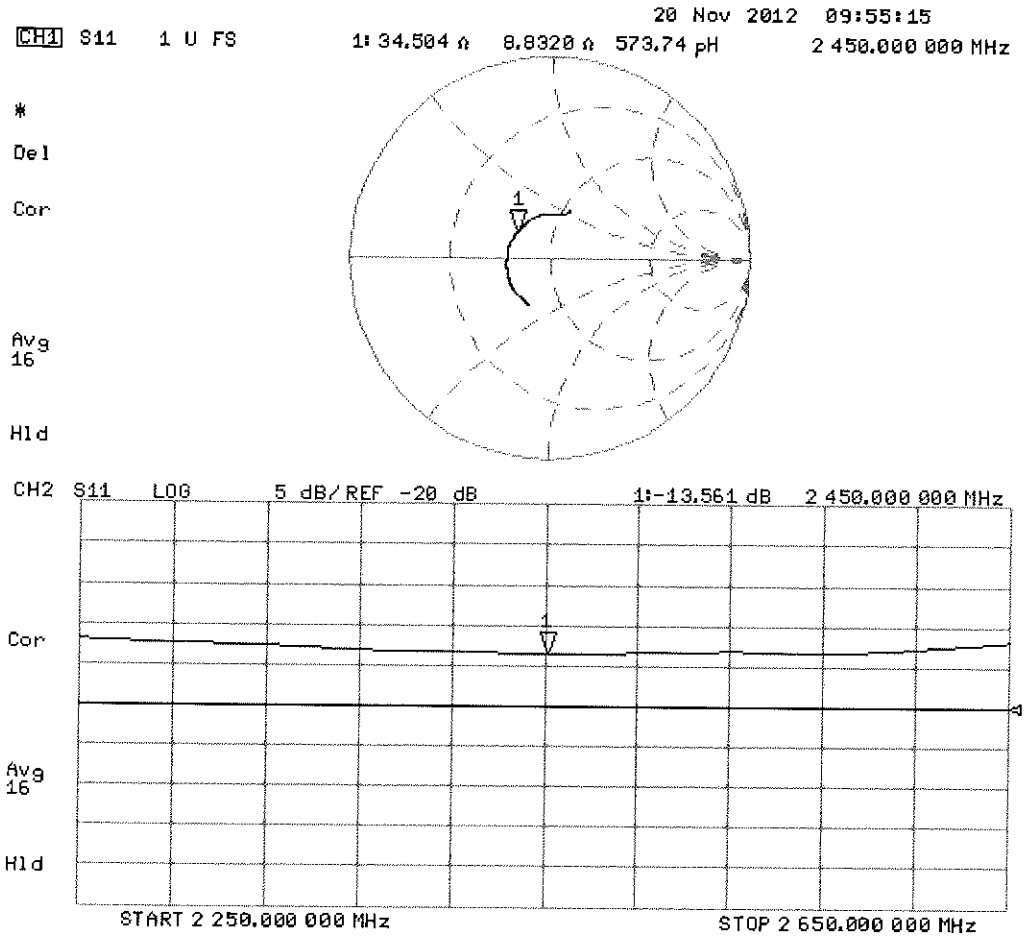

QuieTek

Appendix E. Dipole Calibration

Validation Dipole 5 GHz

M/N: D5GHzV2

S/N: 1041

Calibration Laboratory of
Schmid & Partner
Engineering AG
Zeughausstrasse 43, 8004 Zurich, Switzerland

S Schweizerischer Kalibrierdienst
C Service suisse d'étalonnage
Servizio svizzero di taratura
S Swiss Calibration Service

Accredited by the Swiss Accreditation Service (SAS)
The Swiss Accreditation Service is one of the signatories to the EA Multilateral Agreement for the recognition of calibration certificates

Accreditation No.: SCS 108

Client **Quietek-TW (Auden)**

Certificate No: D5GHzV2-1041_May13

CALIBRATION CERTIFICATE

Object	D5GHzV2 - SN: 1041
Calibration procedure(s)	QA CAL-22.v2 Calibration procedure for dipole validation kits between 3-6 GHz
Calibration date:	May 31, 2013

This calibration certificate documents the traceability to national standards, which realize the physical units of measurements (SI).
The measurements and the uncertainties with confidence probability are given on the following pages and are part of the certificate.

All calibrations have been conducted in the closed laboratory facility: environment temperature (22 ± 3)°C and humidity < 70%.

Calibration Equipment used (M&TE critical for calibration)

Primary Standards	ID #	Cal Date (Certificate No.)	Scheduled Calibration
Power meter EPM-442A	GB37480704	01-Nov-12 (No. 217-01640)	Oct-13
Power sensor HP 8481A	US37292783	01-Nov-12 (No. 217-01640)	Oct-13
Reference 20 dB Attenuator	SN: 5058 (20k)	04-Apr-13 (No. 217-01736)	Apr-14
Type-N mismatch combination	SN: 5047.3 / 06327	04-Apr-13 (No. 217-01739)	Apr-14
Reference Probe EX3DV4	SN: 3503	28-Dec-12 (No. EX3-3503_Dec12)	Dec-13
DAE4	SN: 601	25-Apr-13 (No. DAE4-601_Apr13)	Apr-14

Secondary Standards	ID #	Check Date (in house)	Scheduled Check
Power sensor HP 8481A	MY41092317	18-Oct-02 (in house check Oct-11)	In house check: Oct-13
RF generator R&S SMT-06	100005	04-Aug-99 (in house check Oct-11)	In house check: Oct-13
Network Analyzer HP 8753E	US37390585 S4206	18-Oct-01 (in house check Oct-12)	In house check: Oct-13

	Name	Function	Signature
Calibrated by:	Jeton Kastrati	Laboratory Technician	
Approved by:	Katja Pokovic	Technical Manager	

Issued: May 31, 2013

This calibration certificate shall not be reproduced except in full without written approval of the laboratory.

Glossary:

TSL	tissue simulating liquid
ConvF	sensitivity in TSL / NORM x,y,z
N/A	not applicable or not measured

Calibration is Performed According to the Following Standards:

a) IEC 62209-2, "Evaluation of Human Exposure to Radio Frequency Fields from Handheld and Body-Mounted Wireless Communication Devices in the Frequency Range of 30 MHz to 6 GHz: Human models, Instrumentation, and Procedures"; Part 2: "Procedure to determine the Specific Absorption Rate (SAR) for including accessories and multiple transmitters", March 2010

b) Federal Communications Commission Office of Engineering & Technology (FCC OET), "Evaluating Compliance with FCC Guidelines for Human Exposure to Radiofrequency Electromagnetic Fields; Additional Information for Evaluating Compliance of Mobile and Portable Devices with FCC Limits for Human Exposure to Radiofrequency Emissions", Supplement C (Edition 01-01) to Bulletin 65

Additional Documentation:

c) DASY4/5 System Handbook

Methods Applied and Interpretation of Parameters:

- *Measurement Conditions:* Further details are available from the Validation Report at the end of the certificate. All figures stated in the certificate are valid at the frequency indicated.
- *Antenna Parameters with TSL:* The dipole is mounted with the spacer to position its feed point exactly below the center marking of the flat phantom section, with the arms oriented parallel to the body axis.
- *Feed Point Impedance and Return Loss:* These parameters are measured with the dipole positioned under the liquid filled phantom. The impedance stated is transformed from the measurement at the SMA connector to the feed point. The Return Loss ensures low reflected power. No uncertainty required.
- *Electrical Delay:* One-way delay between the SMA connector and the antenna feed point. No uncertainty required.
- *SAR measured:* SAR measured at the stated antenna input power.
- *SAR normalized:* SAR as measured, normalized to an input power of 1 W at the antenna connector.
- *SAR for nominal TSL parameters:* The measured TSL parameters are used to calculate the nominal SAR result.

The reported uncertainty of measurement is stated as the standard uncertainty of measurement multiplied by the coverage factor k=2, which for a normal distribution corresponds to a coverage probability of approximately 95%.

Measurement Conditions

DASY system configuration, as far as not given on page 1.

DASY Version	DASY5	V52.8.6
Extrapolation	Advanced Extrapolation	
Phantom	Modular Flat Phantom V5.0	
Distance Dipole Center - TSL	10 mm	with Spacer
Zoom Scan Resolution	dx, dy = 4.0 mm, dz = 1.4 mm	Graded Ratio = 1.4 (Z direction)
Frequency	5200 MHz ± 1 MHz 5300 MHz ± 1 MHz 5500 MHz ± 1 MHz 5800 MHz ± 1 MHz	

Head TSL parameters at 5200 MHz

The following parameters and calculations were applied.

	Temperature	**Permittivity**	**Conductivity**
Nominal Head TSL parameters	22.0 °C	36.0	4.66 mho/m
Measured Head TSL parameters	(22.0 ± 0.2) °C	36.5 ± 6 %	4.50 mho/m ± 6 %
Head TSL temperature change during test	< 0.5 °C	----	----

SAR result with Head TSL at 5200 MHz

SAR averaged over 1 cm^3 (1 g) of Head TSL	Condition	
SAR measured	100 mW input power	7.83 W/kg
SAR for nominal Head TSL parameters	normalized to 1W	**78.4 W/kg ± 19.9 % (k=2)**

SAR averaged over 10 cm^3 (10 g) of Head TSL	condition	
SAR measured	100 mW input power	2.23 W/kg
SAR for nominal Head TSL parameters	normalized to 1W	**22.3 W/kg ± 19.5 % (k=2)**

Head TSL parameters at 5300 MHz

The following parameters and calculations were applied.

	Temperature	**Permittivity**	**Conductivity**
Nominal Head TSL parameters	22.0 °C	35.9	4.76 mho/m
Measured Head TSL parameters	(22.0 ± 0.2) °C	36.3 ± 6 %	4.60 mho/m ± 6 %
Head TSL temperature change during test	< 0.5 °C	----	----

SAR result with Head TSL at 5300 MHz

SAR averaged over 1 cm^3 (1 g) of Head TSL	Condition	
SAR measured	100 mW input power	8.11 W/kg
SAR for nominal Head TSL parameters	normalized to 1W	**81.2 W / kg ± 19.9 % (k=2)**

SAR averaged over 10 cm^3 (10 g) of Head TSL	condition	
SAR measured	100 mW input power	2.32 W/kg
SAR for nominal Head TSL parameters	normalized to 1W	**23.2 W/kg ± 19.5 % (k=2)**

Head TSL parameters at 5500 MHz

The following parameters and calculations were applied.

	Temperature	Permittivity	Conductivity
Nominal Head TSL parameters	22.0 °C	35.6	4.96 mho/m
Measured Head TSL parameters	(22.0 ± 0.2) °C	36.1 ± 6 %	4.79 mho/m ± 6 %
Head TSL temperature change during test	< 0.5 °C	----	----

SAR result with Head TSL at 5500 MHz

SAR averaged over 1 cm^3 (1 g) of Head TSL	Condition	
SAR measured	100 mW input power	8.38 W/kg
SAR for nominal Head TSL parameters	normalized to 1W	**83.9 W/kg ± 19.9 % (k=2)**

SAR averaged over 10 cm^3 (10 g) of Head TSL	condition	
SAR measured	100 mW input power	2.37 W/kg
SAR for nominal Head TSL parameters	normalized to 1W	**23.7 W/kg ± 19.5 % (k=2)**

Head TSL parameters at 5800 MHz

The following parameters and calculations were applied.

	Temperature	Permittivity	Conductivity
Nominal Head TSL parameters	22.0 °C	35.3	5.27 mho/m
Measured Head TSL parameters	(22.0 ± 0.2) °C	35.7 ± 6 %	5.11 mho/m ± 6 %
Head TSL temperature change during test	< 0.5 °C	----	----

SAR result with Head TSL at 5800 MHz

SAR averaged over 1 cm^3 (1 g) of Head TSL	Condition	
SAR measured	100 mW input power	7.68 W/kg
SAR for nominal Head TSL parameters	normalized to 1W	**76.9 W/kg ± 19.9 % (k=2)**

SAR averaged over 10 cm^3 (10 g) of Head TSL	condition	
SAR measured	100 mW input power	2.17 W/kg
SAR for nominal Head TSL parameters	normalized to 1W	**21.7 W/kg ± 19.5 % (k=2)**

Body TSL parameters at 5200 MHz

The following parameters and calculations were applied.

	Temperature	Permittivity	Conductivity
Nominal Body TSL parameters	22.0 °C	49.0	5.30 mho/m
Measured Body TSL parameters	(22.0 ± 0.2) °C	49.6 ± 6 %	5.41 mho/m ± 6 %
Body TSL temperature change during test	< 0.5 °C	----	----

SAR result with Body TSL at 5200 MHz

SAR averaged over 1 cm^3 (1 g) of Body TSL	Condition	
SAR measured	100 mW input power	7.40 W/kg
SAR for nominal Body TSL parameters	normalized to 1W	**74.2 W/kg ± 19.9 % (k=2)**

SAR averaged over 10 cm^3 (10 g) of Body TSL	condition	
SAR measured	100 mW input power	2.07 W/kg
SAR for nominal Body TSL parameters	normalized to 1W	**20.8 W/kg ± 19.5 % (k=2)**

Body TSL parameters at 5300 MHz

The following parameters and calculations were applied.

	Temperature	Permittivity	Conductivity
Nominal Body TSL parameters	22.0 °C	48.9	5.42 mho/m
Measured Body TSL parameters	(22.0 ± 0.2) °C	49.4 ± 6 %	5.53 mho/m ± 6 %
Body TSL temperature change during test	< 0.5 °C	----	----

SAR result with Body TSL at 5300 MHz

SAR averaged over 1 cm^3 (1 g) of Body TSL	Condition	
SAR measured	100 mW input power	7.53 W/kg
SAR for nominal Body TSL parameters	normalized to 1W	**75.5 W/kg ± 19.9 % (k=2)**

SAR averaged over 10 cm^3 (10 g) of Body TSL	condition	
SAR measured	100 mW input power	2.11 W/kg
SAR for nominal Body TSL parameters	normalized to 1W	**21.2 W/kg ± 19.5 % (k=2)**

Body TSL parameters at 5500 MHz

The following parameters and calculations were applied.

	Temperature	Permittivity	Conductivity
Nominal Body TSL parameters	22.0 °C	48.6	5.65 mho/m
Measured Body TSL parameters	(22.0 ± 0.2) °C	49.1 ± 6 %	5.80 mho/m ± 6 %
Body TSL temperature change during test	< 0.5 °C	----	----

SAR result with Body TSL at 5500 MHz

SAR averaged over 1 cm^3 (1 g) of Body TSL	Condition	
SAR measured	100 mW input power	7.79 W/kg
SAR for nominal Body TSL parameters	normalized to 1W	**78.1 W/kg ± 19.9 % (k=2)**

SAR averaged over 10 cm^3 (10 g) of Body TSL	condition	
SAR measured	100 mW input power	2.16 W/kg
SAR for nominal Body TSL parameters	normalized to 1W	**21.7 W/kg ± 19.5 % (k=2)**

Body TSL parameters at 5800 MHz

The following parameters and calculations were applied.

	Temperature	Permittivity	Conductivity
Nominal Body TSL parameters	22.0 °C	48.2	6.00 mho/m
Measured Body TSL parameters	(22.0 ± 0.2) °C	48.6 ± 6 %	6.24 mho/m ± 6 %
Body TSL temperature change during test	< 0.5 °C	----	----

SAR result with Body TSL at 5800 MHz

SAR averaged over 1 cm^3 (1 g) of Body TSL	Condition	
SAR measured	100 mW input power	7.38 W/kg
SAR for nominal Body TSL parameters	normalized to 1W	**74.0 W/kg ± 19.9 % (k=2)**

SAR averaged over 10 cm^3 (10 g) of Body TSL	condition	
SAR measured	100 mW input power	2.04 W/kg
SAR for nominal Body TSL parameters	normalized to 1W	**20.5 W/kg ± 19.5 % (k=2)**

Appendix

Antenna Parameters with Head TSL at 5200 MHz

Impedance, transformed to feed point	50.0 Ω - 5.3 jΩ
Return Loss	- 25.6 dB

Antenna Parameters with Head TSL at 5300 MHz

Impedance, transformed to feed point	47.0 Ω - 1.9 jΩ
Return Loss	- 28.8 dB

Antenna Parameters with Head TSL at 5500 MHz

Impedance, transformed to feed point	53.1 Ω - 4.3 jΩ
Return Loss	- 25.8 dB

Antenna Parameters with Head TSL at 5800 MHz

Impedance, transformed to feed point	54.2 Ω - 1.3 jΩ
Return Loss	- 27.4 dB

Antenna Parameters with Body TSL at 5200 MHz

Impedance, transformed to feed point	49.2 Ω - 4.0 jΩ
Return Loss	- 27.7 dB

Antenna Parameters with Body TSL at 5300 MHz

Impedance, transformed to feed point	47.4 Ω - 1.4 jΩ
Return Loss	- 30.3 dB

Antenna Parameters with Body TSL at 5500 MHz

Impedance, transformed to feed point	52.5 Ω - 2.7 jΩ
Return Loss	- 28.9 dB

Antenna Parameters with Body TSL at 5800 MHz

Impedance, transformed to feed point	55.3 Ω - 0.3 jΩ
Return Loss	- 25.9 dB

General Antenna Parameters and Design

Electrical Delay (one direction)	1.199 ns

After long term use with 100W radiated power, only a slight warming of the dipole near the feedpoint can be measured.

The dipole is made of standard semirigid coaxial cable. The center conductor of the feeding line is directly connected to the second arm of the dipole. The antenna is therefore short-circuited for DC-signals. On some of the dipoles, small end caps are added to the dipole arms in order to improve matching when loaded according to the position as explained in the "Measurement Conditions" paragraph. The SAR data are not affected by this change. The overall dipole length is still according to the Standard.
No excessive force must be applied to the dipole arms, because they might bend or the soldered connections near the feedpoint may be damaged.

Additional EUT Data

Manufactured by	SPEAG
Manufactured on	December 30, 2005

DASY5 Validation Report for Head TSL

Date: 22.05.2013

Test Laboratory: SPEAG, Zurich, Switzerland

DUT: Dipole 5GHz; Type: D5GHzV2; Serial: D5GHzV2 - SN: 1041

Communication System: UID 0 - CW ; Frequency: 5200 MHz, Frequency: 5300 MHz, Frequency: 5500 MHz, Frequency: 5800 MHz
Medium parameters used: f = 5200 MHz; σ = 4.5 S/m; ε_r = 36.5; ρ = 1000 kg/m^3 , Medium parameters used: f = 5300 MHz; σ = 4.6 S/m; ε_r = 36.3; ρ = 1000 kg/m^3 , Medium parameters used: f = 5500 MHz; σ = 4.79 S/m; ε_r = 36.1; ρ = 1000 kg/m^3 , Medium parameters used: f = 5800 MHz; σ = 5.11 S/m; ε_r = 35.7; ρ = 1000 kg/m^3
Phantom section: Flat Section
Measurement Standard: DASY5 (IEEE/IEC/ANSI C63.19-2007)

DASY52 Configuration:

- Probe: EX3DV4 - SN3503; ConvF(5.41, 5.41, 5.41); Calibrated: 28.12.2012, ConvF(5.1, 5.1, 5.1); Calibrated: 28.12.2012, ConvF(4.91, 4.91, 4.91); Calibrated: 28.12.2012, ConvF(4.81, 4.81, 4.81); Calibrated: 28.12.2012;
- Sensor-Surface: 1.4mm (Mechanical Surface Detection)
- Electronics: DAE4 Sn601; Calibrated: 25.04.2013
- Phantom: Flat Phantom 5.0 (front); Type: QD000P50AA; Serial: 1001
- DASY52 52.8.6(1115); SEMCAD X 14.6.9(7117)

Dipole Calibration for Head Tissue/Pin=100mW, dist=10mm, f=5200 MHz/Zoom Scan, dist=1.4mm (8x8x7)/Cube 0: Measurement grid: dx=4mm, dy=4mm, dz=1.4mm
Reference Value = 64.654 V/m; Power Drift = 0.05 dB
Peak SAR (extrapolated) = 28.5 W/kg
SAR(1 g) = 7.83 W/kg; SAR(10 g) = 2.23 W/kg
Maximum value of SAR (measured) = 17.6 W/kg

Dipole Calibration for Head Tissue/Pin=100mW, dist=10mm, f=5300 MHz/Zoom Scan, dist=1.4mm (8x8x7)/Cube 0: Measurement grid: dx=4mm, dy=4mm, dz=1.4mm
Reference Value = 65.156 V/m; Power Drift = 0.05 dB
Peak SAR (extrapolated) = 30.2 W/kg
SAR(1 g) = 8.11 W/kg; SAR(10 g) = 2.32 W/kg
Maximum value of SAR (measured) = 18.5 W/kg

Dipole Calibration for Head Tissue/Pin=100mW, dist=10mm, f=5500 MHz/Zoom Scan, dist=1.4mm (8x8x7)/Cube 0: Measurement grid: dx=4mm, dy=4mm, dz=1.4mm
Reference Value = 64.532 V/m; Power Drift = 0.07 dB
Peak SAR (extrapolated) = 33.0 W/kg
SAR(1 g) = 8.38 W/kg; SAR(10 g) = 2.37 W/kg
Maximum value of SAR (measured) = 20.1 W/kg

Dipole Calibration for Head Tissue/Pin=100mW, dist=10mm, f=5800 MHz/Zoom Scan, dist=1.4mm (8x8x7)/Cube 0: Measurement grid: dx=4mm, dy=4mm, dz=1.4mm
Reference Value = 60.741 V/m; Power Drift = 0.05 dB
Peak SAR (extrapolated) = 31.7 W/kg
SAR(1 g) = 7.68 W/kg; SAR(10 g) = 2.17 W/kg
Maximum value of SAR (measured) = 18.4 W/kg



0 dB = 18.4 W/kg = 12.65 dBW/kg

Impedance Measurement Plot for Head TSL

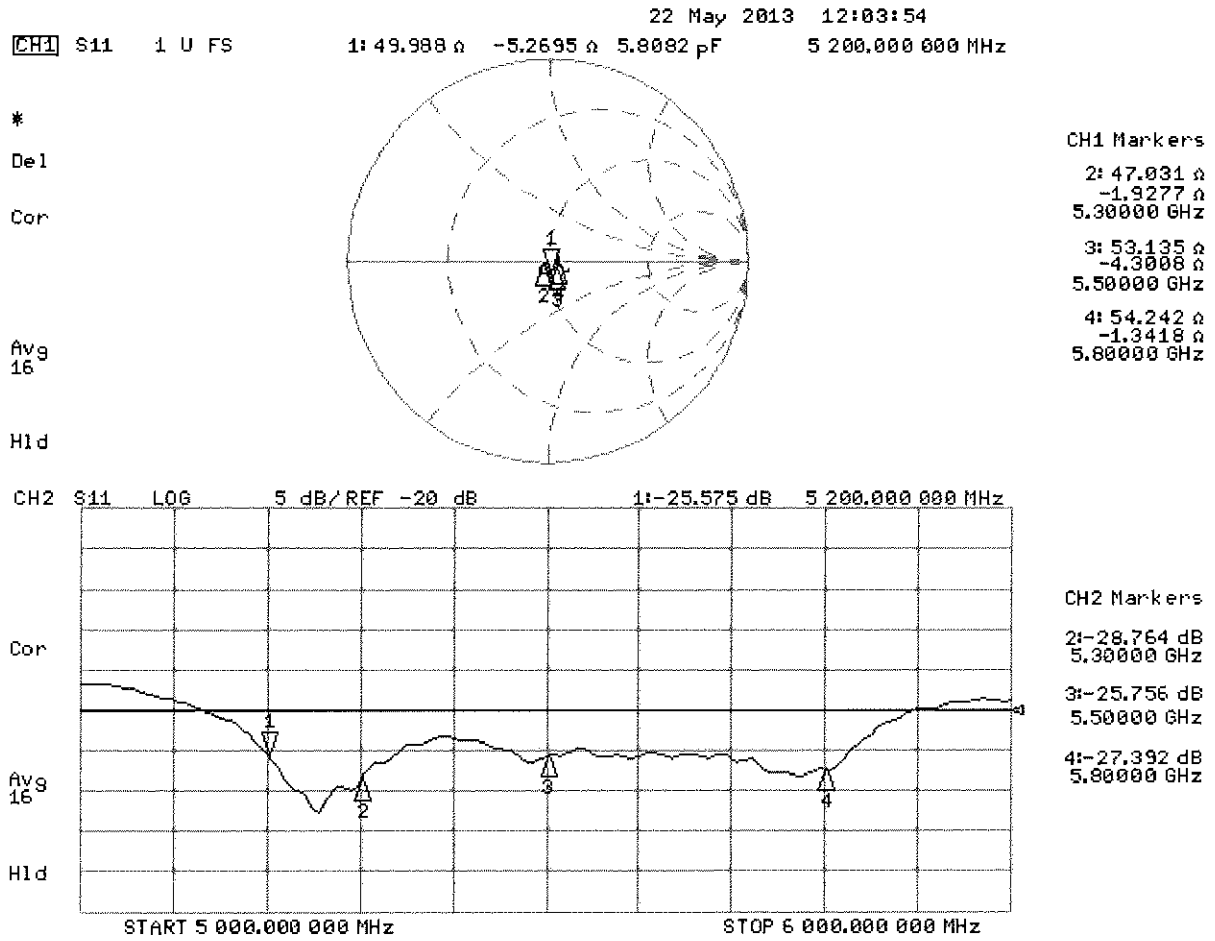

DASY5 Validation Report for Body TSL

Date: 31.05.2013

Test Laboratory: SPEAG, Zurich, Switzerland

DUT: Dipole 5GHz; Type: D5GHzV2; Serial: D5GHzV2 - SN: 1041

Communication System: UID 0 - CW ; Frequency: 5200 MHz, Frequency: 5300 MHz, Frequency: 5500 MHz, Frequency: 5800 MHz
Medium parameters used: f = 5200 MHz; σ = 5.41 S/m; ε_r = 49.6; ρ = 1000 kg/m^3 , Medium parameters used: f = 5300 MHz; σ = 5.53 S/m; ε_r = 49.4; ρ = 1000 kg/m^3 , Medium parameters used: f = 5500 MHz; σ = 5.8 S/m; ε_r = 49.1; ρ = 1000 kg/m^3 , Medium parameters used: f = 5800 MHz; σ = 6.24 S/m; ε_r = 48.6; ρ = 1000 kg/m^3
Phantom section: Flat Section
Measurement Standard: DASY5 (IEEE/IEC/ANSI C63.19-2007)

DASY52 Configuration:

- Probe: EX3DV4 - SN3503; ConvF(4.91, 4.91, 4.91); Calibrated: 28.12.2012, ConvF(4.67, 4.67, 4.67); Calibrated: 28.12.2012, ConvF(4.43, 4.43, 4.43); Calibrated: 28.12.2012, ConvF(4.38, 4.38, 4.38); Calibrated: 28.12.2012;
- Sensor-Surface: 1.4mm (Mechanical Surface Detection)
- Electronics: DAE4 Sn601; Calibrated: 25.04.2013
- Phantom: Flat Phantom 5.0 (back); Type: QD000P50AA; Serial: 1002
- DASY52 52.8.6(1115); SEMCAD X 14.6.9(7117)

Dipole Calibration for Body Tissue/Pin=100mW, dist=10mm, f=5200 MHz/Zoom Scan, dist=1.4mm (8x8x7)/Cube 0: Measurement grid: dx=4mm, dy=4mm, dz=1.4mm
Reference Value = 64.654 V/m; Power Drift = -0.09 dB
Peak SAR (extrapolated) = 28.8 W/kg
SAR(1 g) = 7.4 W/kg; SAR(10 g) = 2.07 W/kg
Maximum value of SAR (measured) = 17.0 W/kg

Dipole Calibration for Body Tissue/Pin=100mW, dist=10mm, f=5300 MHz/Zoom Scan, dist=1.4mm (8x8x7)/Cube 0: Measurement grid: dx=4mm, dy=4mm, dz=1.4mm
Reference Value = 57.958 V/m; Power Drift = -0.03 dB
Peak SAR (extrapolated) = 30.3 W/kg
SAR(1 g) = 7.53 W/kg; SAR(10 g) = 2.11 W/kg
Maximum value of SAR (measured) = 17.6 W/kg

Dipole Calibration for Body Tissue/Pin=100mW, dist=10mm, f=5500 MHz/Zoom Scan, dist=1.4mm (8x8x7)/Cube 0: Measurement grid: dx=4mm, dy=4mm, dz=1.4mm
Reference Value = 58.052 V/m; Power Drift = -0.04 dB
Peak SAR (extrapolated) = 33.0 W/kg
SAR(1 g) = 7.79 W/kg; SAR(10 g) = 2.16 W/kg
Maximum value of SAR (measured) = 18.5 W/kg

Dipole Calibration for Body Tissue/Pin=100mW, dist=10mm, f=5800 MHz/Zoom Scan, dist=1.4mm (8x8x7)/Cube 0: Measurement grid: dx=4mm, dy=4mm, dz=1.4mm
Reference Value = 54.573 V/m; Power Drift = -0.04 dB
Peak SAR (extrapolated) = 34.1 W/kg
SAR(1 g) = 7.38 W/kg; SAR(10 g) = 2.04 W/kg
Maximum value of SAR (measured) = 18.1 W/kg



0 dB = 18.1 W/kg = 12.58 dBW/kg

Impedance Measurement Plot for Body TSL

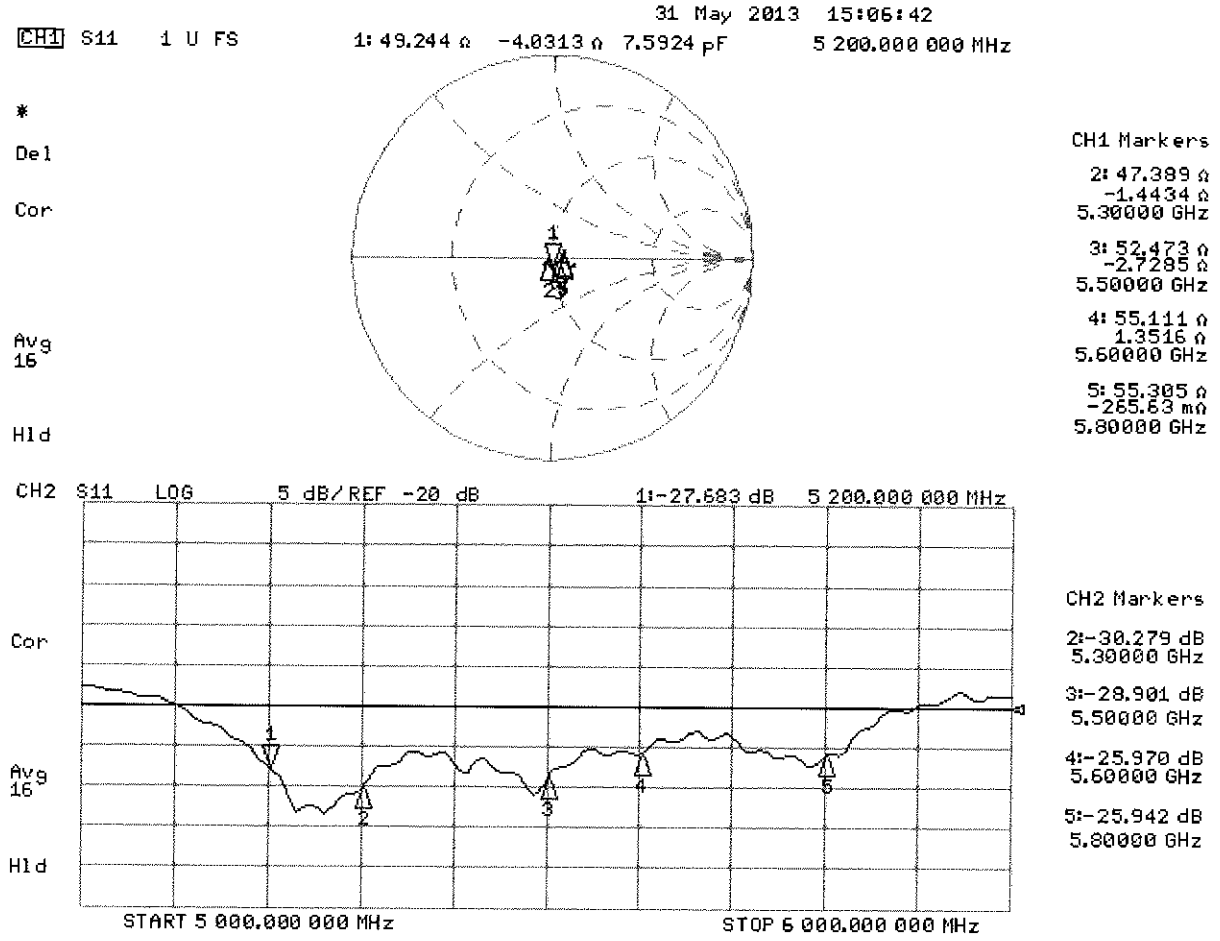

1132

Calibration Laboratory of
Schmid & Partner
Engineering AG
Zeughausstrasse 43, 8004 Zurich, Switzerland

S Schweizerischer Kalibrierdienst
C Service suisse d'étalonnage
Servizio svizzero di taratura
S Swiss Calibration Service

Accredited by the Swiss Accreditation Service (SAS)
The Swiss Accreditation Service is one of the signatories to the EA Multilateral Agreement for the recognition of calibration certificates

Accreditation No.: SCS 108

Client **Quietek-TW (Auden)**

Certificate No: D5GHzV2-1041_Jul13

CALIBRATION CERTIFICATE

Object	D5GHzV2 - SN: 1041
Calibration procedure(s)	QA CAL-22.v2 Calibration procedure for dipole validation kits between 3-6 GHz
Calibration date:	July 24, 2013

This calibration certificate documents the traceability to national standards, which realize the physical units of measurements (SI).
The measurements and the uncertainties with confidence probability are given on the following pages and are part of the certificate.

All calibrations have been conducted in the closed laboratory facility: environment temperature (22 ± 3)°C and humidity < 70%.

Calibration Equipment used (M&TE critical for calibration)

Primary Standards	ID #	Cal Date (Certificate No.)	Scheduled Calibration
Power meter EPM-442A	GB37480704	01-Nov-12 (No. 217-01640)	Oct-13
Power sensor HP 8481A	US37292783	01-Nov-12 (No. 217-01640)	Oct-13
Reference 20 dB Attenuator	SN: 5058 (20k)	04-Apr-13 (No. 217-01736)	Apr-14
Type-N mismatch combination	SN: 5047.3 / 06327	04-Apr-13 (No. 217-01739)	Apr-14
Reference Probe EX3DV4	SN: 3503	28-Dec-12 (No. EX3-3503_Dec12)	Dec-13
DAE4	SN: 601	25-Apr-13 (No. DAE4-601_Apr13)	Apr-14

Secondary Standards	ID #	Check Date (in house)	Scheduled Check
Power sensor HP 8481A	MY41092317	18-Oct-02 (in house check Oct-11)	In house check: Oct-13
RF generator R&S SMT-06	100005	04-Aug-99 (in house check Oct-11)	In house check: Oct-13
Network Analyzer HP 8753E	US37390585 S4206	18-Oct-01 (in house check Oct-12)	In house check: Oct-13

	Name	Function	Signature
Calibrated by:	Jeton Kastrati	Laboratory Technician	
Approved by:	Katja Pokovic	Technical Manager	

Issued: July 24, 2013

This calibration certificate shall not be reproduced except in full without written approval of the laboratory.

Glossary:

TSL	tissue simulating liquid
ConvF	sensitivity in TSL / NORM x,y,z
N/A	not applicable or not measured

Calibration is Performed According to the Following Standards:

a) IEC 62209-2, "Evaluation of Human Exposure to Radio Frequency Fields from Handheld and Body-Mounted Wireless Communication Devices in the Frequency Range of 30 MHz to 6 GHz: Human models, Instrumentation, and Procedures"; Part 2: "Procedure to determine the Specific Absorption Rate (SAR) for including accessories and multiple transmitters", March 2010

b) Federal Communications Commission Office of Engineering & Technology (FCC OET), "Evaluating Compliance with FCC Guidelines for Human Exposure to Radiofrequency Electromagnetic Fields; Additional Information for Evaluating Compliance of Mobile and Portable Devices with FCC Limits for Human Exposure to Radiofrequency Emissions", Supplement C (Edition 01-01) to Bulletin 65

Additional Documentation:

c) DASY4/5 System Handbook

Methods Applied and Interpretation of Parameters:

- *Measurement Conditions:* Further details are available from the Validation Report at the end of the certificate. All figures stated in the certificate are valid at the frequency indicated.
- *Antenna Parameters with TSL:* The dipole is mounted with the spacer to position its feed point exactly below the center marking of the flat phantom section, with the arms oriented parallel to the body axis.
- *Feed Point Impedance and Return Loss:* These parameters are measured with the dipole positioned under the liquid filled phantom. The impedance stated is transformed from the measurement at the SMA connector to the feed point. The Return Loss ensures low reflected power. No uncertainty required.
- *Electrical Delay:* One-way delay between the SMA connector and the antenna feed point. No uncertainty required.
- *SAR measured:* SAR measured at the stated antenna input power.
- *SAR normalized:* SAR as measured, normalized to an input power of 1 W at the antenna connector.
- *SAR for nominal TSL parameters:* The measured TSL parameters are used to calculate the nominal SAR result.

The reported uncertainty of measurement is stated as the standard uncertainty of measurement multiplied by the coverage factor k=2, which for a normal distribution corresponds to a coverage probability of approximately 95%.

Measurement Conditions

DASY system configuration, as far as not given on page 1.

DASY Version	DASY5	V52.8.7
Extrapolation	Advanced Extrapolation	
Phantom	Modular Flat Phantom V5.0	
Distance Dipole Center - TSL	10 mm	with Spacer
Zoom Scan Resolution	dx, dy = 4.0 mm, dz = 1.4 mm	Graded Ratio = 1.4 (Z direction)
Frequency	5600 MHz ± 1 MHz	

Head TSL parameters at 5600 MHz

The following parameters and calculations were applied.

	Temperature	**Permittivity**	**Conductivity**
Nominal Head TSL parameters	22.0 °C	35.5	5.07 mho/m
Measured Head TSL parameters	(22.0 ± 0.2) °C	34.7 ± 6 %	4.85 mho/m ± 6 %
Head TSL temperature change during test	< 0.5 °C	----	----

SAR result with Head TSL at 5600 MHz

SAR averaged over 1 cm^3 (1 g) of Head TSL	Condition	
SAR measured	100 mW input power	8.31 W/kg
SAR for nominal Head TSL parameters	normalized to 1W	**82.5 W/kg ± 19.9 % (k=2)**

SAR averaged over 10 cm^3 (10 g) of Head TSL	condition	
SAR measured	100 mW input power	2.38 W/kg
SAR for nominal Head TSL parameters	normalized to 1W	**23.6 W/kg ± 19.5 % (k=2)**

Body TSL parameters at 5600 MHz

The following parameters and calculations were applied.

	Temperature	**Permittivity**	**Conductivity**
Nominal Body TSL parameters	22.0 °C	48.5	5.77 mho/m
Measured Body TSL parameters	(22.0 ± 0.2) °C	48.2 ± 6 %	5.93 mho/m ± 6 %
Body TSL temperature change during test	< 0.5 °C	----	----

SAR result with Body TSL at 5600 MHz

SAR averaged over 1 cm^3 (1 g) of Body TSL	Condition	
SAR measured	100 mW input power	7.94 W/kg
SAR for nominal Body TSL parameters	normalized to 1W	**79.4 W/kg ± 19.9 % (k=2)**

SAR averaged over 10 cm^3 (10 g) of Body TSL	condition	
SAR measured	100 mW input power	2.20 W/kg
SAR for nominal Body TSL parameters	normalized to 1W	**22.0 W/kg ± 19.5 % (k=2)**

Appendix

Antenna Parameters with Head TSL at 5600 MHz

Impedance, transformed to feed point	55.4 Ω + 0.0 jΩ
Return Loss	- 25.7 dB

Antenna Parameters with Body TSL at 5600 MHz

Impedance, transformed to feed point	57.2 Ω + 2.1 jΩ
Return Loss	- 23.1 dB

General Antenna Parameters and Design

Electrical Delay (one direction)	1.200 ns

After long term use with 100W radiated power, only a slight warming of the dipole near the feedpoint can be measured.

The dipole is made of standard semirigid coaxial cable. The center conductor of the feeding line is directly connected to the second arm of the dipole. The antenna is therefore short-circuited for DC-signals. On some of the dipoles, small end caps are added to the dipole arms in order to improve matching when loaded according to the position as explained in the "Measurement Conditions" paragraph. The SAR data are not affected by this change. The overall dipole length is still according to the Standard.
No excessive force must be applied to the dipole arms, because they might bend or the soldered connections near the feedpoint may be damaged.

Additional EUT Data

Manufactured by	SPEAG
Manufactured on	December 30, 2005

DASY5 Validation Report for Head TSL

Date: 23.07.2013

Test Laboratory: SPEAG, Zurich, Switzerland

DUT: Dipole 5GHz; Type: D5GHzV2; Serial: D5GHzV2 - SN: 1041

Communication System: UID 0 - CW ; Frequency: 5600 MHz
Medium parameters used: f = 5600 MHz; σ = 4.85 S/m; ε_r = 34.7; ρ = 1000 kg/m^3
Phantom section: Flat Section
Measurement Standard: DASY5 (IEEE/IEC/ANSI C63.19-2007)

DASY52 Configuration:

- Probe: EX3DV4 - SN3503; ConvF(4.76, 4.76, 4.76); Calibrated: 28.12.2012;
- Sensor-Surface: 1.4mm (Mechanical Surface Detection)
- Electronics: DAE4 Sn601; Calibrated: 25.04.2013
- Phantom: Flat Phantom 5.0 (front); Type: QD000P50AA; Serial: 1001
- DASY52 52.8.7(1137); SEMCAD X 14.6.10(7164)

Dipole Calibration for Head Tissue/Pin=100mW, dist=10mm, f=5600 MHz/Zoom Scan, dist=1.4mm (8x8x7)/Cube 0: Measurement grid: dx=4mm, dy=4mm, dz=1.4mm
Reference Value = 58.459 V/m; Power Drift = 0.09 dB
Peak SAR (extrapolated) = 32.3 W/kg
SAR(1 g) = 8.31 W/kg; SAR(10 g) = 2.38 W/kg
Maximum value of SAR (measured) = 20.1 W/kg



0 dB = 20.1 W/kg = 13.03 dBW/kg

Impedance Measurement Plot for Head TSL

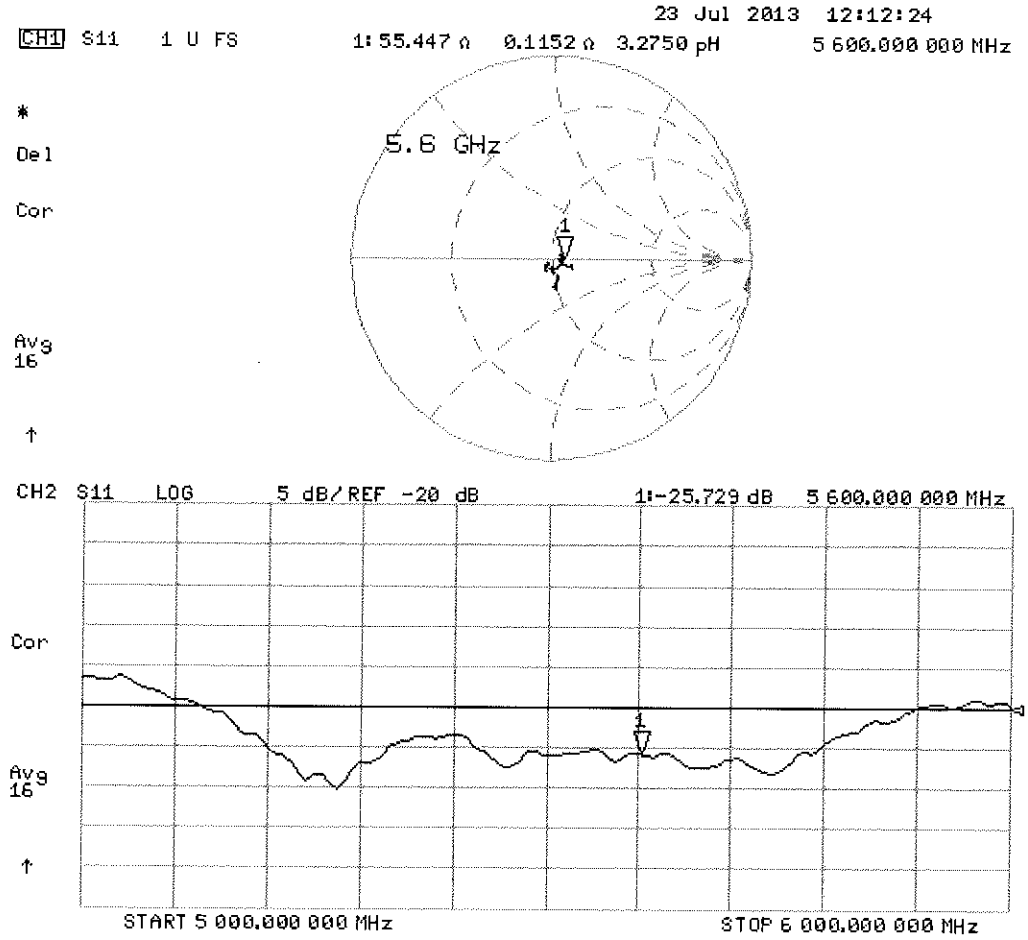

DASY5 Validation Report for Body TSL

Date: 24.07.2013

Test Laboratory: SPEAG, Zurich, Switzerland

DUT: Dipole 5GHz; Type: D5GHzV2; Serial: D5GHzV2 - SN: 1041

Communication System: UID 0 - CW ; Frequency: 5600 MHz
Medium parameters used: f = 5600 MHz; σ = 5.93 S/m; ε_r = 48.2; ρ = 1000 kg/m^3
Phantom section: Flat Section
Measurement Standard: DASY5 (IEEE/IEC/ANSI C63.19-2007)

DASY52 Configuration:

- Probe: EX3DV4 - SN3503; ConvF(4.22, 4.22, 4.22); Calibrated: 28.12.2012;
- Sensor-Surface: 1.4mm (Mechanical Surface Detection)
- Electronics: DAE4 Sn601; Calibrated: 25.04.2013
- Phantom: Flat Phantom 5.0 (back); Type: QD000P50AA; Serial: 1002
- DASY52 52.8.7(1137); SEMCAD X 14.6.10(7164)

Dipole Calibration for Body Tissue/Pin=100mW, dist=10mm, f=5600 MHz/Zoom Scan, dist=1.4mm (8x8x7)/Cube 0: Measurement grid: dx=4mm, dy=4mm, dz=1.4mm
Reference Value = 58.459 V/m; Power Drift = 0.09 dB
Peak SAR (extrapolated) = 34.6 W/kg
SAR(1 g) = 7.94 W/kg; SAR(10 g) = 2.2 W/kg
Maximum value of SAR (measured) = 18.9 W/kg



0 dB = 18.9 W/kg = 12.76 dBW/kg
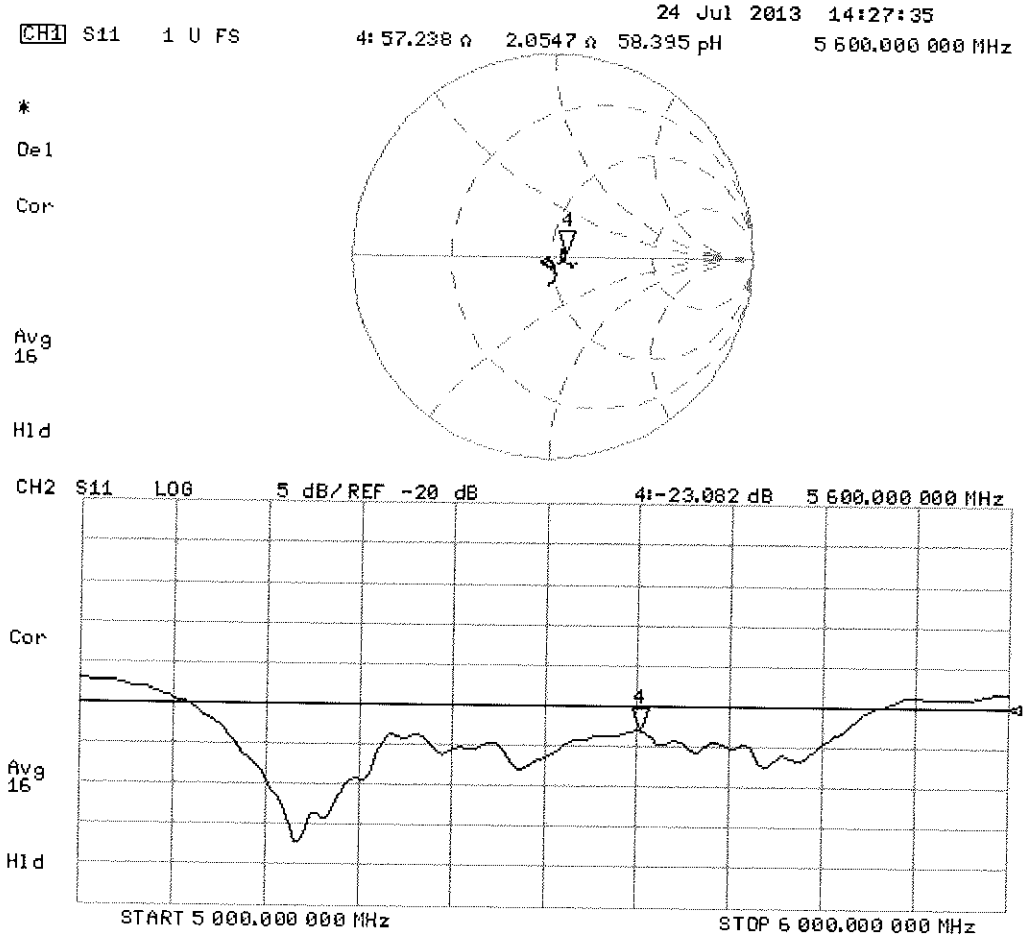
Impedance Measurement Plot for Body TSL