AUTHORIZED BANDEDGE (CHANNEL 11)

CHANNEL 11 BANDEDGE, VERT

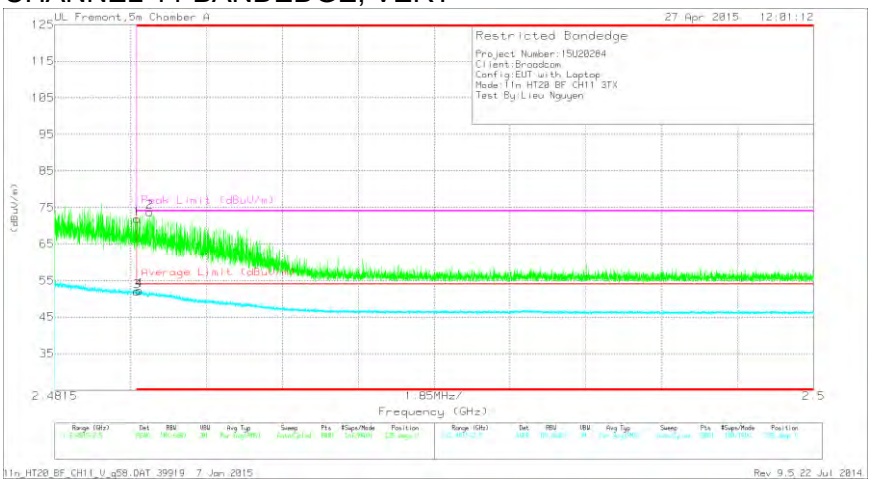

Trace Markers

Marker	Frequency (GHz)	Meter Reading (dBuV)	Det	AF T345 (dB/m)	Bypass (dB)	DC Corr (dB)	Corrected Reading (dBuV/m)	Average Limit (dBuV/m)	Margin (dB)	Peak Limit (dBuV/m)	PK Margin (dB)	Azimuth (Degs)	Height (cm)	Polarity
1	* 2.484	33.04	PK	32.5	5.7	0	71.24	-	-	74	-2.76	235	332	V
2	* 2.484	34.89	PK	32.5	5.7	0	73.09	-	-	74	-.91	235	332	V
3	* 2.484	13.2	RMS	32.5	5.7	.55	51.95	54	-2.05	-	-	235	332	V
4	* 2.484	13.47	RMS	32.5	5.7	.55	52.22	54	-1.78	-	-	235	332	V

* - indicates frequency in CFR15.205/IC8.10 Restricted Band

PK - Peak detector
RMS - RMS detection

This report shall not be reproduced except in full, without the written approval of UL Verification Services Inc.

AUTHORIZED BANDEDGE (CHANNEL 12)

CHANNEL 12 BANDEDGE, VERT

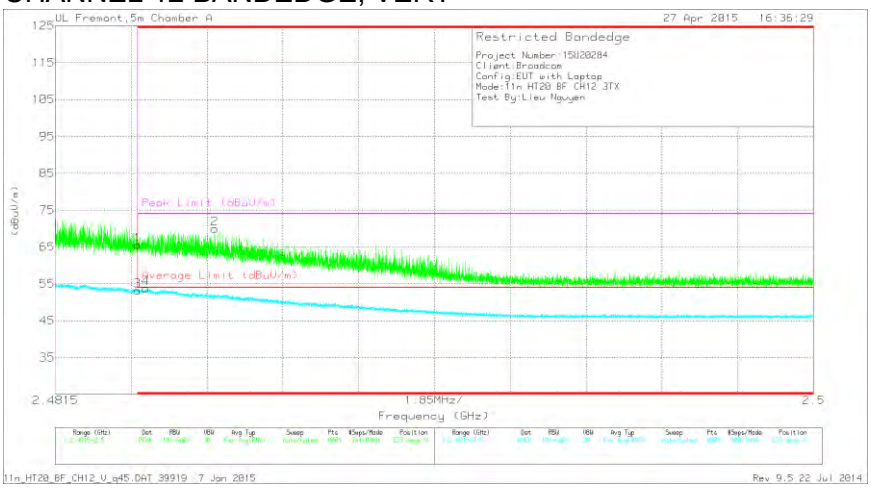

Trace Markers

Marker	Frequency (GHz)	Meter Reading (dBuV)	Det	AF T345 (dB/m)	Bypass (dB)	DC Corr (dB)	Corrected Reading (dBuV/m)	Average Limit (dBuV/m)	Margin (dB)	Peak Limit (dBuV/m)	PK Margin (dB)	Azimuth (Degs)	Height (cm)	Polarity
1	* 2.484	26.74	PK	32.5	5.7	0	64.94	-	-	74	-9.06	237	128	V
3	* 2.484	14.34	RMS	32.5	5.7	.55	53.09	54	-.91	-	-	237	128	V
4	* 2.484	14.94	RMS	32.5	5.7	.55	53.69	54	-.31	-	-	237	128	V
2	* 2.485	31.14	PK	32.5	5.7	0	69.34	-	-	74	-4.66	237	128	V

* - indicates frequency in CFR15.205/IC8.10 Restricted Band

PK - Peak detector
RMS - RMS detection

This report shall not be reproduced except in full, without the written approval of UL Verification Services Inc.

AUTHORIZED BANDEDGE (CHANNEL 13)

CHANNEL 13 BANDEDGE, VERT

Trace Markers

Marker	Frequency (GHz)	Meter Reading (dBuV)	Det	AF T345 (dB/m)	Bypass (dB)	DC Corr (dB)	Corrected Reading (dBuV/m)	Average Limit (dBuV/m)	Margin (dB)	Peak Limit (dBuV/m)	PK Margin (dB)	Azimuth (Degs)	Height (cm)	Polarity
1	* 2.484	32.34	PK	32.5	5.7	0	70.54	-	-	74	-3.46	180	348	V
2	* 2.484	34.42	PK	32.5	5.7	0	72.62	-	-	74	-1.38	180	348	V
3	* 2.484	14.96	RMS	32.5	5.7	.55	53.71	54	-.29	-	-	180	348	V
4	* 2.484	14.9	RMS	32.5	5.7	.55	53.65	54	-.35	-	-	180	348	V

* - indicates frequency in CFR15.205/IC8.10 Restricted Band

PK - Peak detector
RMS - RMS detection

This report shall not be reproduced except in full, without the written approval of UL Verification Services Inc.

HARMONICS AND SPURIOUS EMISSIONS

LOW CHANNEL

HORIZONTAL

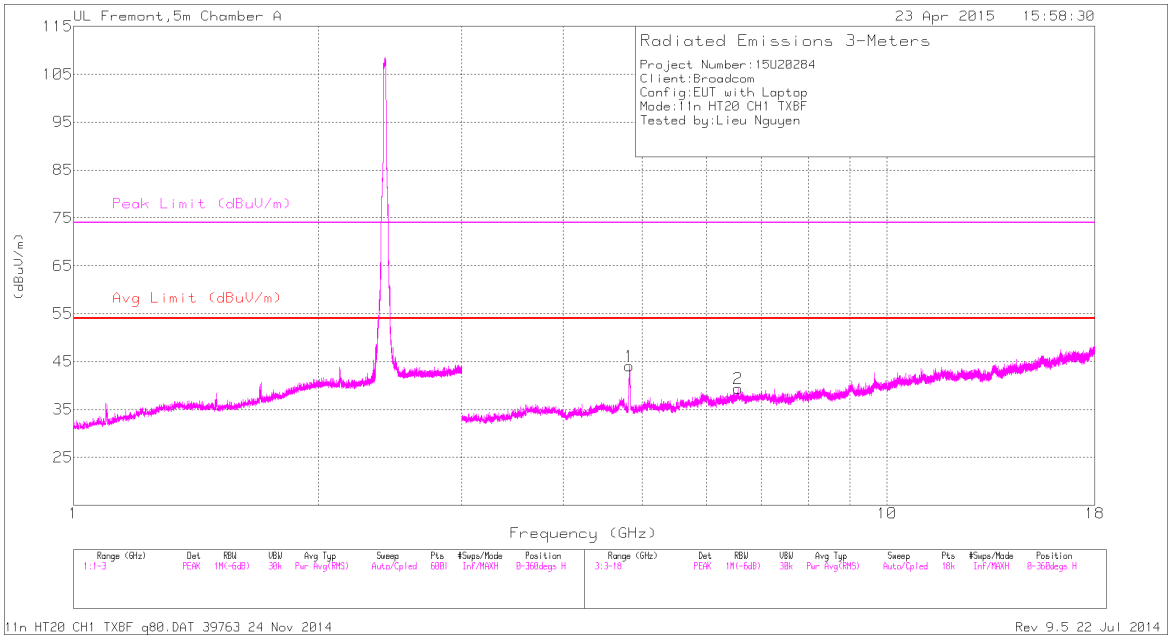

VERTICAL

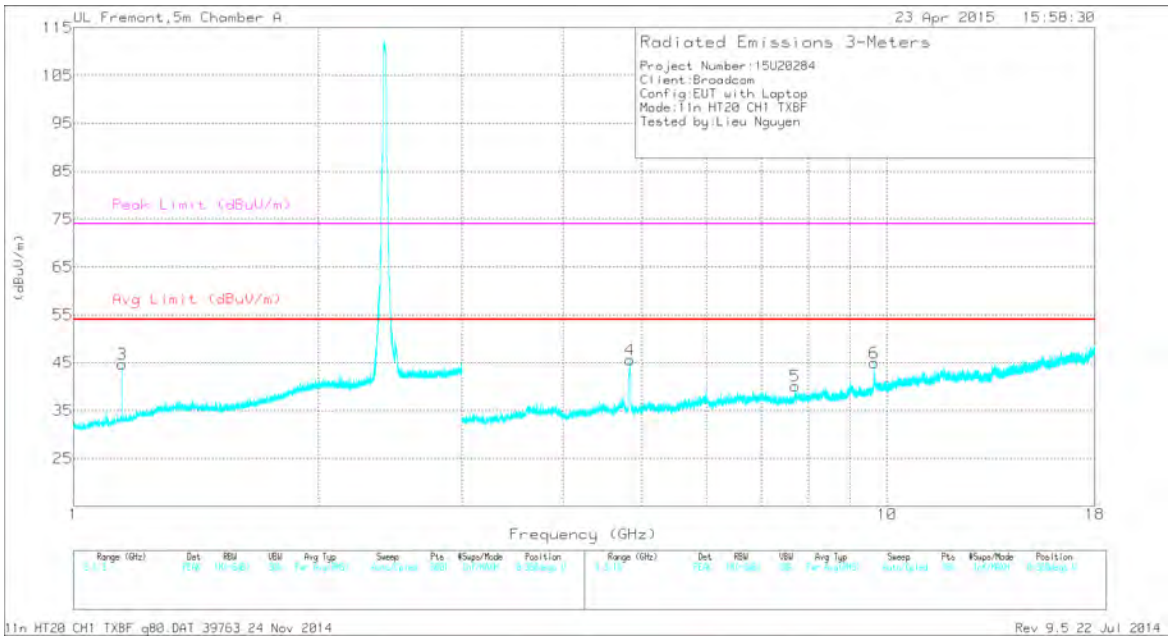

This report shall not be reproduced except in full, without the written approval of UL Verification Services Inc.

Trace Markers

Marker	Frequency (GHz)	Meter Reading (dBuV)	Det	AF T345 (dB/m)	Amp/Cbl/Fltr /Pad (dB)	DC Corr (dB)	Corrected Reading (dBuV/m)	Avg Limit (dBuV/m)	Margin (dB)	Peak Limit (dBuV/m)	PK Margin (dB)	Azimuth (Degs)	Height (cm)	Polarity
3	* 1.146	36.4	PK2	28	-22.6	0	41.8	-	-	74	-32.2	75	137	V
	* 1.146	24.59	MAv1	28	-22.6	.55	30.54	54	-23.46	-	-	75	137	V
1	* 4.824	54.29	PK2	34.3	-29.7	0	58.89	-	-	74	-15.11	131	264	H
	* 4.824	40.36	MAv1	34.3	-29.7	.55	45.51	54	-8.49	-	-	131	264	H
4	* 4.83	50.53	PK2	34.3	-29.8	0	55.03	-	-	74	-18.97	127	104	V
	* 4.829	35.75	MAv1	34.3	-29.8	.55	40.8	54	-13.2	-	-	127	104	V
5	* 7.708	37.13	PK2	35.5	-26.4	0	46.23	-	-	74	-27.77	212	199	V
	* 7.71	26.01	MAv1	35.5	-26.4	.55	35.66	54	-18.34	-	-	212	199	V
2	6.556	31.61	PK	35.9	-28.1	0	39.41	-	-	-	-	0-360	101	H
6	9.644	32.06	PK	36.7	-23.8	0	44.96	-	-	-	-	0-360	101	V

* - indicates frequency in CFR15.205/IC8.10 Restricted Band

-Compliance for emissions in non-restricted bands shown in conducted out of band testing

PK - Peak detector
PK2 - KDB558074 Method: Maximum Peak
MAv1 - KDB558074 Option 1 Maximum RMS Average

This report shall not be reproduced except in full, without the written approval of UL Verification Services Inc.

MID CHANNEL

HORIZONTAL

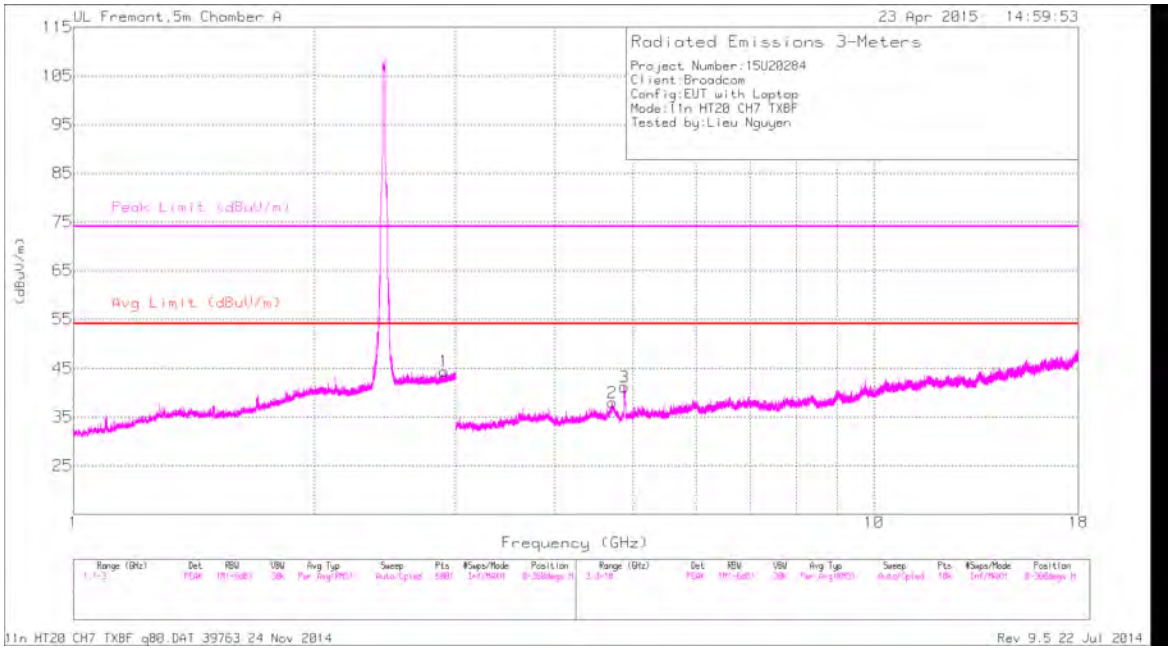

VERTICAL

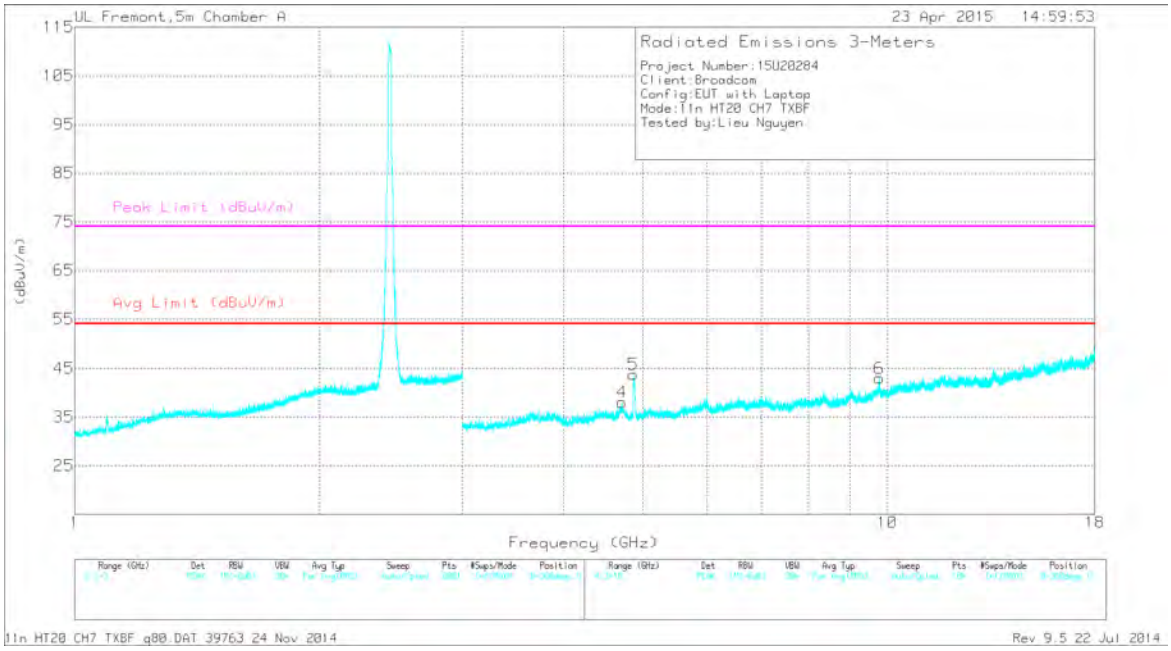

This report shall not be reproduced except in full, without the written approval of UL Verification Services Inc.

Trace Markers

Marker	Frequency (GHz)	Meter Reading (dBuV)	Det	AF T345 (dB/m)	Amp/Cbl/Fltr /Pad (dB)	DC Corr (dB)	Corrected Reading (dBuV/m)	Avg Limit (dBuV/m)	Margin (dB)	Peak Limit (dBuV/m)	PK Margin (dB)	Azimuth (Degs)	Height (cm)	Polarity
2	* 4.712	40.4	PK2	34.2	-29.2	0	45.4	-	-	74	-28.6	80	137	H
	* 4.713	28.74	MAv1	34.2	-29.2	.55	34.29	54	-19.71	-	-	80	137	H
3	* 4.882	47.06	PK2	34.2	-30.4	0	50.86	-	-	74	-23.14	239	282	H
	* 4.882	33.65	MAv1	34.2	-30.4	.55	38	54	-16	-	-	239	282	H
4	* 4.718	40.36	PK2	34.2	-29.1	0	45.46	-	-	74	-28.54	3	378	V
	* 4.718	28.68	MAv1	34.2	-29.1	.55	34.33	54	-19.67	-	-	3	378	V
5	* 4.864	43.36	PK2	34.2	-30.2	0	47.36	-	-	74	-26.64	142	236	V
	* 4.864	31.01	MAv1	34.2	-30.2	.55	35.56	54	-18.44	-	-	142	236	V
1	2.904	31.89	PK	32.6	-20.1	0	44.39	-	-	-	-	0-360	101	H
6	9.776	30.08	PK	36.9	-24	0	42.98	-	-	-	-	0-360	101	V

* - indicates frequency in CFR15.205/IC8.10 Restricted Band

-Compliance for emissions in non-restricted bands shown in conducted out of band testing

PK - Peak detector
PK2 - KDB558074 Method: Maximum Peak
MAv1 - KDB558074 Option 1 Maximum RMS Average

This report shall not be reproduced except in full, without the written approval of UL Verification Services Inc.

HIGH CHANNEL

HORIZONTAL

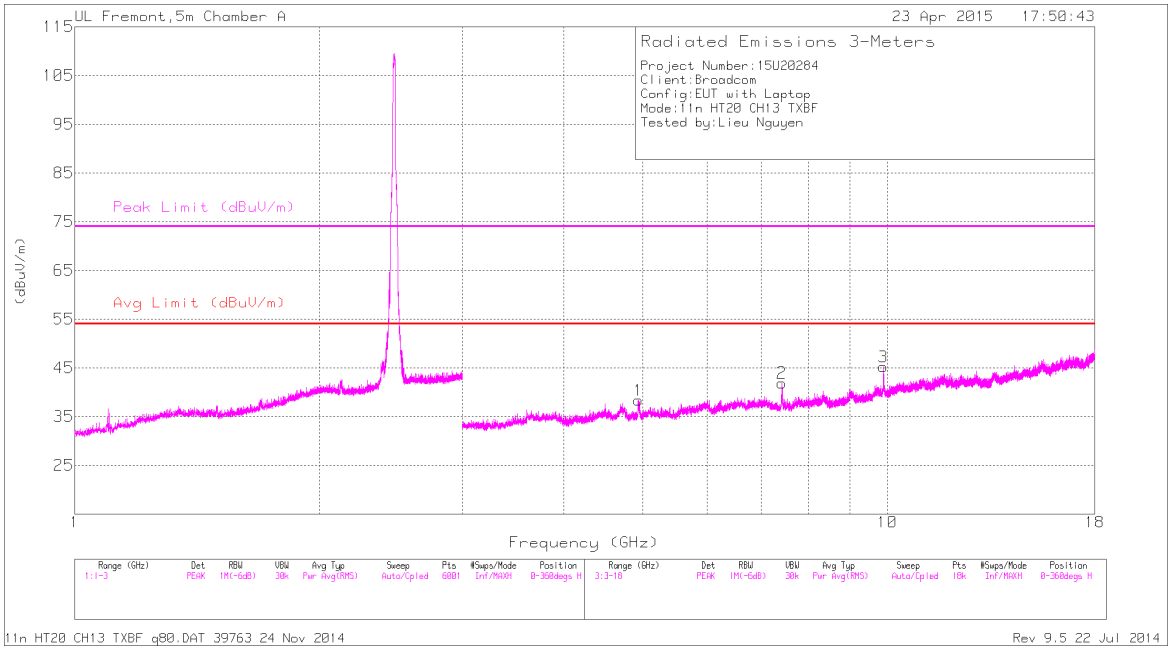

VERTICAL

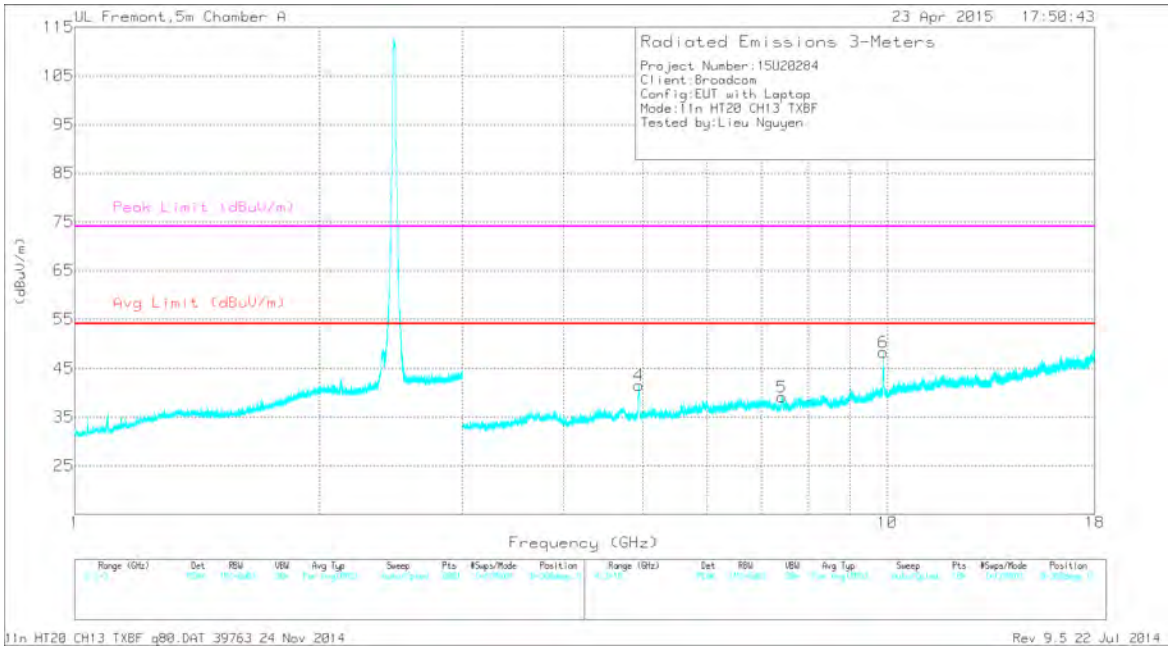

This report shall not be reproduced except in full, without the written approval of UL Verification Services Inc.

Trace Markers

Marker	Frequency (GHz)	Meter Reading (dBuV)	Det	AF T345 (dB/m)	Amp/Cbl/Fltr /Pad (dB)	DC Corr (dB)	Corrected Reading (dBuV/m)	Avg Limit (dBuV/m)	Margin (dB)	Peak Limit (dBuV/m)	PK Margin (dB)	Azimuth (Degs)	Height (cm)	Polarity
1	* 4.942	47.03	PK2	34.1	-30.4	0	50.73	-	-	74	-23.27	285	335	H
	* 4.943	32.85	MAv1	34.1	-30.4	.55	37.1	54	-16.9	-	-	285	335	H
2	* 7.422	39.48	PK2	35.4	-27.2	0	47.68	-	-	74	-26.32	169	367	H
	* 7.419	27.8	MAv1	35.4	-27.3	.55	36.45	54	-17.55	-	-	169	367	H
4	* 4.947	49.24	PK2	34.1	-30.4	0	52.94	-	-	74	-21.06	130	141	V
	* 4.945	35.46	MAv1	34.1	-30.4	.55	39.71	54	-14.29	-	-	130	141	V
5	* 7.416	40.18	PK2	35.4	-27.3	0	48.28	-	-	74	-25.72	328	329	V
	* 7.414	27.89	MAv1	35.4	-27.3	.55	36.54	54	-17.46	-	-	328	329	V
3	9.888	32.03	PK	37.1	-23.9	0	45.23	-	-	-	-	0-360	200	H
6	9.888	35.1	PK	37.1	-23.9	0	48.3	-	-	-	-	0-360	200	V

* - indicates frequency in CFR15.205/IC8.10 Restricted Band

-Compliance for emissions in non-restricted bands shown in conducted out of band testing

PK - Peak detector
PK2 - KDB558074 Method: Maximum Peak
MAv1 - KDB558074 Option 1 Maximum RMS Average

This report shall not be reproduced except in full, without the written approval of UL Verification Services Inc.

9.6. TX ABOVE 1 GHz 802.11n HT40 CDD 1Tx MODE IN THE 2.4 GHz BAND

RESTRICTED BANDEDGE (CHANNEL 3)

CHANNEL 3 RESTRICTED, VERT

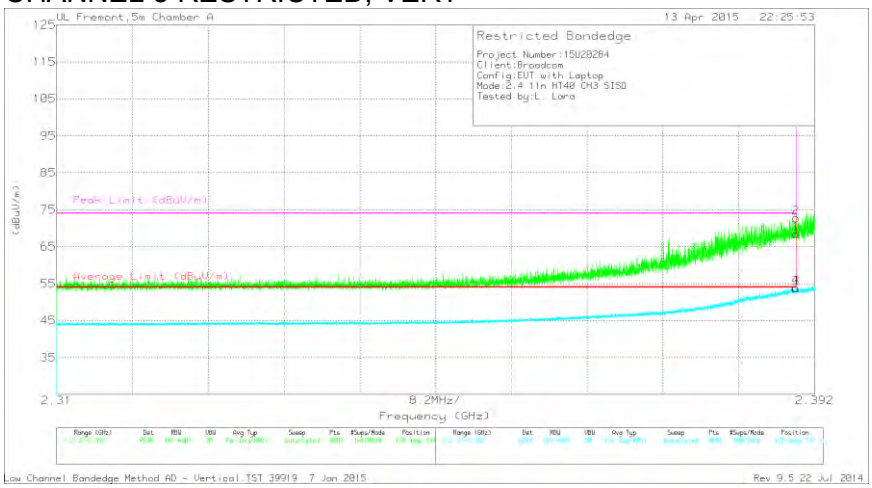

Trace Markers

Marker	Frequency (GHz)	Meter Reading (dBuV)	Det	AF T136 (dB/m)	Bypass (dB)	DC Corr (dB)	Corrected Reading (dBuV/m)	Average Limit (dBuV/m)	Margin (dB)	Peak Limit (dBuV/m)	PK Margin (dB)	Azimuth (Degs)	Height (cm)	Polarity
1	* 2.39	31.53	PK	32	4.9	0	68.43	-	-	74	-5.57	129	241	V
2	* 2.39	35.85	PK	32	4.9	0	72.75	-	-	74	-1.25	129	241	V
3	* 2.39	16.71	RMS	32	4.9	.13	53.74	54	-.26	-	-	129	241	V
4	* 2.39	16.76	RMS	32	4.9	.13	53.79	54	-.21	-	-	129	241	V

* - indicates frequency in CFR15.205/IC8.10 Restricted Band

PK - Peak detector
RMS - RMS detection

This report shall not be reproduced except in full, without the written approval of UL Verification Services Inc.

RESTRICTED BANDEDGE (CHANNEL 4)

CHANNEL 4 RESTRICTED, VERT

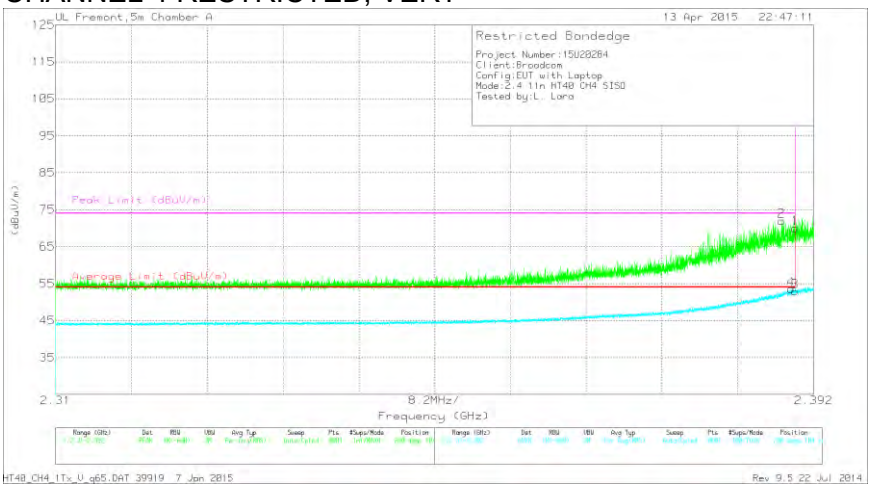

Trace Markers

Marker	Frequency (GHz)	Meter Reading (dBuV)	Det	AF T136 (dB/m)	Bypass (dB)	DC Corr (dB)	Corrected Reading (dBuV/m)	Average Limit (dBuV/m)	Margin (dB)	Peak Limit (dBuV/m)	PK Margin (dB)	Azimuth (Degs)	Height (cm)	Polarity
2	* 2.389	35.1	PK	32	4.9	0	72	-	-	74	-2	280	104	V
1	* 2.39	33.13	PK	32	4.9	0	70.03	-	-	74	-3.97	280	104	V
3	* 2.39	15.9	RMS	32	4.9	.13	52.93	54	-1.07	-	-	280	104	V
4	* 2.39	16.46	RMS	32	4.9	.13	53.49	54	-.51	-	-	280	104	V

* - indicates frequency in CFR15.205/IC8.10 Restricted Band

PK - Peak detector
RMS - RMS detection

This report shall not be reproduced except in full, without the written approval of UL Verification Services Inc.

RESTRICTED BANDEDGE (CHANNEL 5)

CHANNEL 5 BANDEDGE, VERT

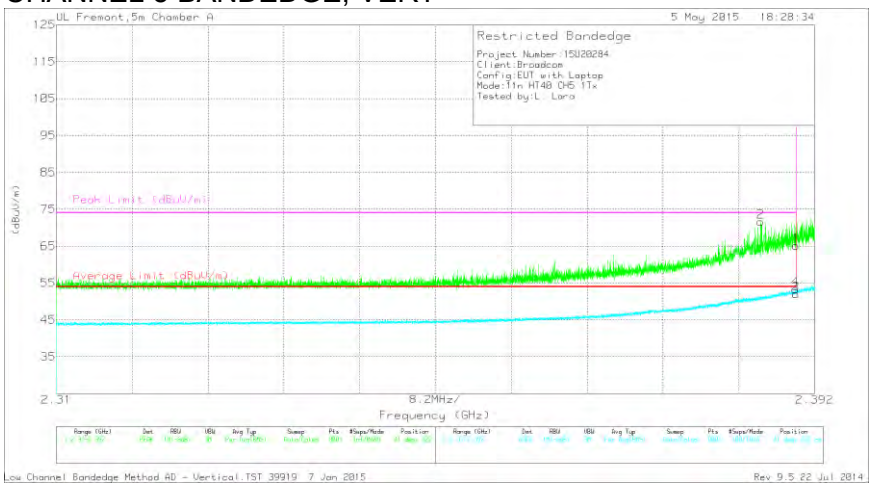

Trace Markers

Marker	Frequency (GHz)	Meter Reading (dBuV)	Det	AF T136 (dB/m)	Bypass (dB)	DC Corr (dB)	Corrected Reading (dBuV/m)	Average Limit (dBuV/m)	Margin (dB)	Peak Limit (dBuV/m)	PK Margin (dB)	Azimuth (Degs)	Height (cm)	Polarity
2	* 2.386	34.73	PK	32	4.9	0	71.63	-	-	74	-2.37	41	222	V
1	* 2.39	28.24	PK	32	4.9	0	65.14	-	-	74	-8.86	41	222	V
3	* 2.39	15.01	RMS	32	4.9	.13	52.04	54	-1.96	-	-	41	222	V
4	* 2.39	16.24	RMS	32	4.9	.13	53.27	54	-.73	-	-	41	222	V

* - indicates frequency in CFR15.205/IC8.10 Restricted Band

PK - Peak detector
RMS - RMS detection

This report shall not be reproduced except in full, without the written approval of UL Verification Services Inc.

RESTRICTED BANDEDGE (CHANNEL 6)

CHANNEL 6 BANDEDGE, VERT

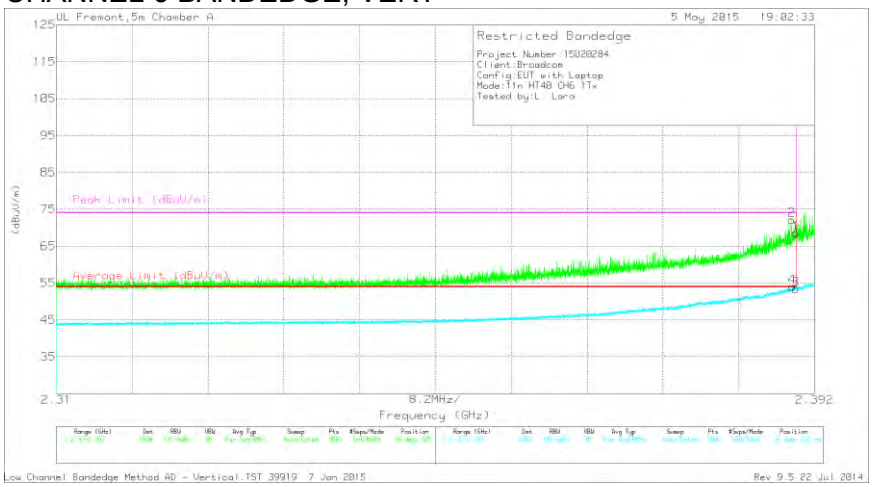

Trace Markers

Marker	Frequency (GHz)	Meter Reading (dBuV)	Det	AF T136 (dB/m)	Bypass (dB)	DC Corr (dB)	Corrected Reading (dBuV/m)	Average Limit (dBuV/m)	Margin (dB)	Peak Limit (dBuV/m)	PK Margin (dB)	Azimuth (Degs)	Height (cm)	Polarity
1	* 2.39	31.61	PK	32	4.9	0	68.51	-	-	74	-5.49	39	225	V
2	* 2.39	35.16	PK	32	4.9	0	72.06	-	-	74	-1.94	39	225	V
3	* 2.39	16.33	RMS	32	4.9	.13	53.36	54	-.64	-	-	39	225	V
4	* 2.39	16.95	RMS	32	4.9	.13	53.98	54	-.02	-	-	39	225	V

* - indicates frequency in CFR15.205/IC8.10 Restricted Band

PK - Peak detector
RMS - RMS detection

This report shall not be reproduced except in full, without the written approval of UL Verification Services Inc.

AUTHORIZED BANDEDGE (CHANNEL 7)

CHANNEL 7 BANDEDGE, VERT

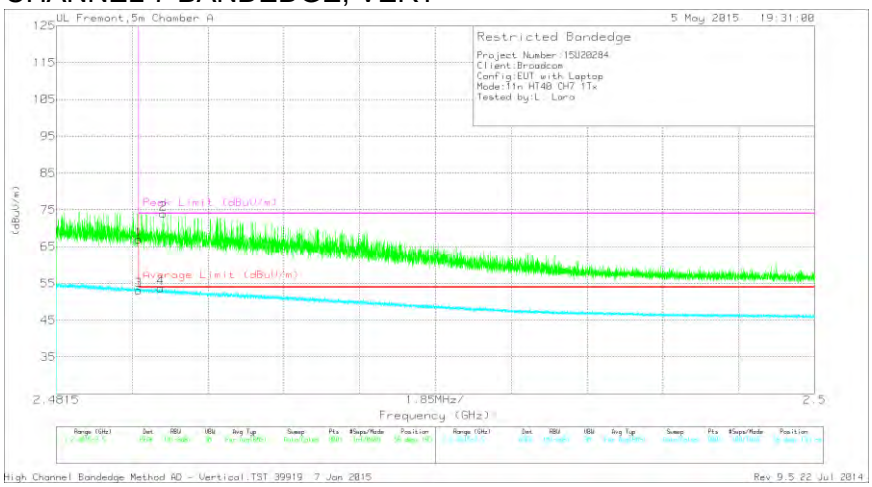

Trace Markers

Marker	Frequency (GHz)	Meter Reading (dBuV)	Det	AF T136 (dB/m)	Bypass (dB)	DC Corr (dB)	Corrected Reading (dBuV/m)	Average Limit (dBuV/m)	Margin (dB)	Peak Limit (dBuV/m)	PK Margin (dB)	Azimuth (Degs)	Height (cm)	Polarity
1	* 2.484	29.84	PK	32.1	5	0	66.94	-	-	74	-7.06	56	193	V
2	* 2.484	36.83	PK	32.1	5	0	73.93	-	-	74	-.07	56	193	V
3	* 2.484	15.93	RMS	32.1	5	.13	53.16	54	-.84	-	-	56	193	V
4	* 2.484	16.48	RMS	32.1	5	.13	53.71	54	-.29	-	-	56	193	V

* - indicates frequency in CFR15.205/IC8.10 Restricted Band

PK - Peak detector
RMS - RMS detection

This report shall not be reproduced except in full, without the written approval of UL Verification Services Inc.

AUTHORIZED BANDEDGE (CHANNEL 8)

CHANNEL 8 BANDEDGE, VERT

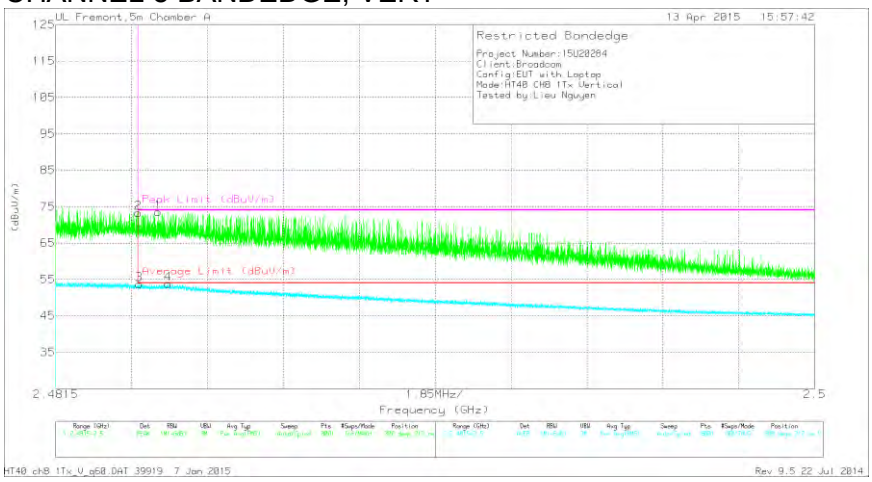

Trace Markers

Marker	Frequency (GHz)	Meter Reading (dBuV)	Det	AF T136 (dB/m)	Bypass (dB)	DC Corr (dB)	Corrected Reading (dBuV/m)	Average Limit (dBuV/m)	Margin (dB)	Peak Limit (dBuV/m)	PK Margin (dB)	Azimuth (Degs)	Height (cm)	Polarity
1	* 2.484	36.43	PK	32.1	5	0	73.53	-	-	74	-.47	308	212	V
2	* 2.484	36.12	PK	32.1	5	0	73.22	-	-	74	-.78	308	212	V
3	* 2.484	16.55	RMS	32.1	5	.13	53.78	54	-.22	-	-	308	212	V
4	* 2.484	16.68	RMS	32.1	5	.13	53.91	54	-.09	-	-	308	212	V

* - indicates frequency in CFR15.205/IC8.10 Restricted Band

PK - Peak detector
RMS - RMS detection

This report shall not be reproduced except in full, without the written approval of UL Verification Services Inc.

AUTHORIZED BANDEDGE (CHANNEL 9)

CHANNEL 9 BANDEDGE, VERT

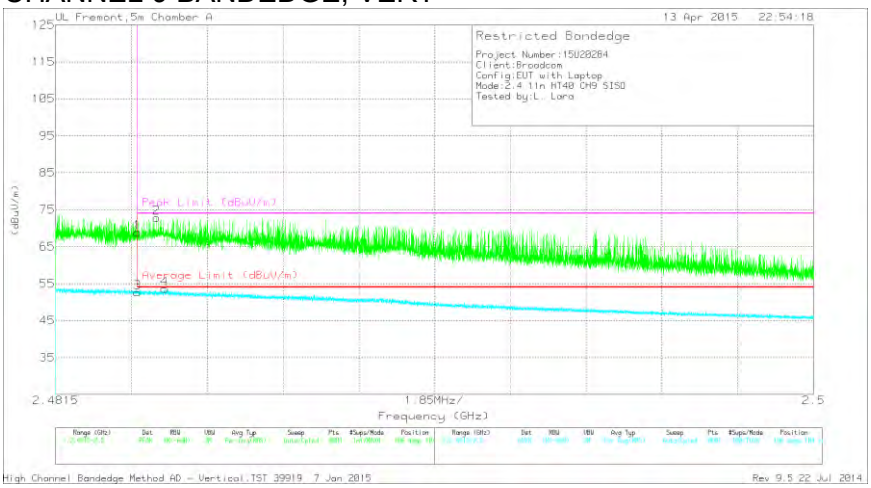

Trace Markers

Marker	Frequency (GHz)	Meter Reading (dBuV)	Det	AF T136 (dB/m)	Bypass (dB)	DC Corr (dB)	Corrected Reading (dBuV/m)	Average Limit (dBuV/m)	Margin (dB)	Peak Limit (dBuV/m)	PK Margin (dB)	Azimuth (Degs)	Height (cm)	Polarity
1	* 2.484	31.74	PK	32.1	5	0	68.84	-	-	74	-5.16	106	104	V
2	* 2.484	35.7	PK	32.1	5	0	72.8	-	-	74	-1.2	106	104	V
3	* 2.484	15.4	RMS	32.1	5	.13	52.63	54	-1.37	-	-	106	104	V
4	* 2.484	16.37	RMS	32.1	5	.13	53.6	54	-.4	-	-	106	104	V

* - indicates frequency in CFR15.205/IC8.10 Restricted Band

PK - Peak detector
RMS - RMS detection

This report shall not be reproduced except in full, without the written approval of UL Verification Services Inc.

AUTHORIZED BANDEDGE (CHANNEL 10)

CHANNEL 10 BANDEDGE, VERT

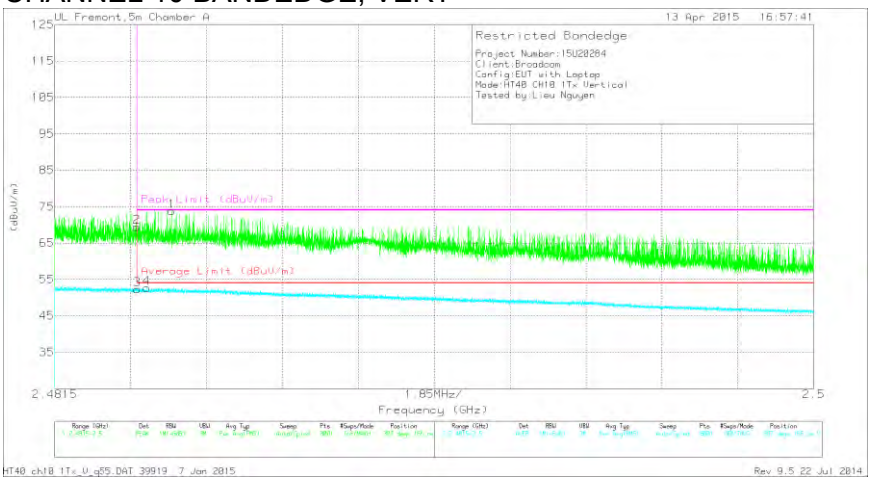

Trace Markers

Marker	Frequency (GHz)	Meter Reading (dBuV)	Det	AF T136 (dB/m)	Bypass (dB)	DC Corr (dB)	Corrected Reading (dBuV/m)	Average Limit (dBuV/m)	Margin (dB)	Peak Limit (dBuV/m)	PK Margin (dB)	Azimuth (Degs)	Height (cm)	Polarity
1	* 2.484	36.69	PK	32.1	5	0	73.79	-	-	74	-.21	307	166	V
2	* 2.484	32.28	PK	32.1	5	0	69.38	-	-	74	-4.62	307	166	V
3	* 2.484	15.19	RMS	32.1	5	.13	52.42	54	-1.58	-	-	307	166	V
4	* 2.484	15.5	RMS	32.1	5	.13	52.73	54	-1.27	-	-	307	166	V

* - indicates frequency in CFR15.205/IC8.10 Restricted Band

PK - Peak detector
RMS - RMS detection

This report shall not be reproduced except in full, without the written approval of UL Verification Services Inc.

AUTHORIZED BANDEDGE (CHANNEL 11)

CHANNEL 11 BANDEDGE, VERT

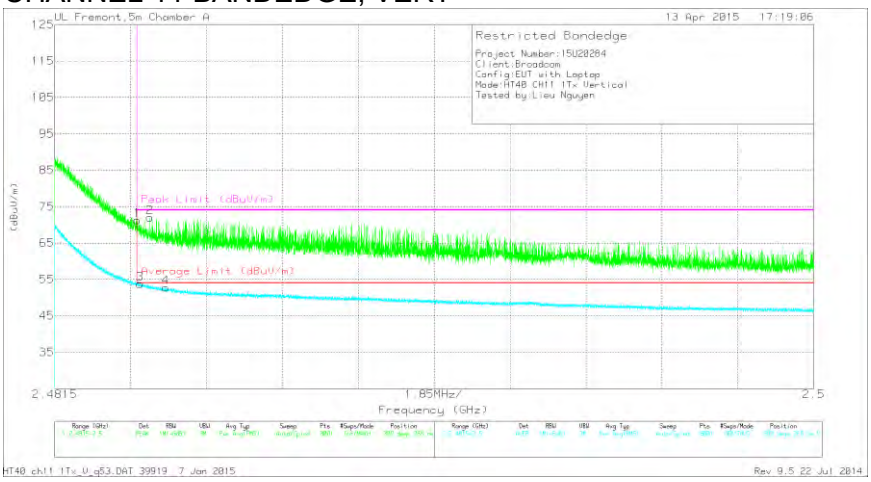

Trace Markers

Marker	Frequency (GHz)	Meter Reading (dBuV)	Det	AF T136 (dB/m)	Bypass (dB)	DC Corr (dB)	Corrected Reading (dBuV/m)	Average Limit (dBuV/m)	Margin (dB)	Peak Limit (dBuV/m)	PK Margin (dB)	Azimuth (Degs)	Height (cm)	Polarity
1	* 2.484	34.14	PK	32.1	5	0	71.24	-	-	74	-2.76	309	268	V
2	* 2.484	34.87	PK	32.1	5	0	71.97	-	-	74	-2.03	309	268	V
3	* 2.484	16.67	RMS	32.1	5	.13	53.9	54	-.1	-	-	309	268	V
4	* 2.484	15.68	RMS	32.1	5	.13	52.91	54	-1.09	-	-	309	268	V

* - indicates frequency in CFR15.205/IC8.10 Restricted Band

PK - Peak detector
RMS - RMS detection

UL VERIFICATION SERVICES INC. FORM NO: CCSUP4701J
47173 BENICIA STREET, FREMONT, CA 94538, USA TEL: (510) 771-1000 FAX: (510) 661-0888
This report shall not be reproduced except in full, without the written approval of UL Verification Services Inc.

9.7. TX ABOVE 1 GHz 802.11n HT40 CDD 2Tx MODE IN THE 2.4 GHz BAND

RESTRICTED BANDEDGE (CHANNEL 3)

CHANNEL 3 RESTRICTED, VERT

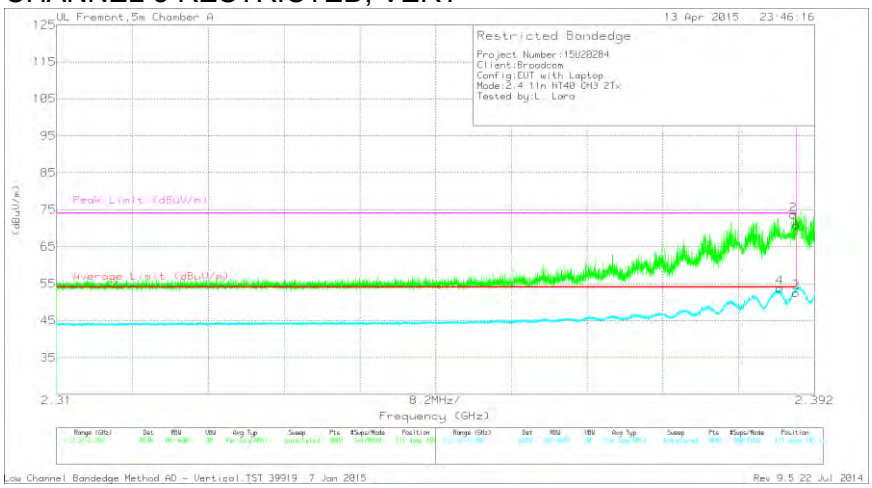

Trace Markers

Marker	Frequency (GHz)	Meter Reading (dBuV)	Det	AF T136 (dB/m)	Bypass (dB)	DC Corr (dB)	Corrected Reading (dBuV/m)	Average Limit (dBuV/m)	Margin (dB)	Peak Limit (dBuV/m)	PK Margin (dB)	Azimuth (Degs)	Height (cm)	Polarity
4	* 2.388	16.77	RMS	32	4.9	.13	53.8	54	-.2	-	-	171	101	V
1	* 2.39	33.94	PK	32	4.9	0	70.84	-	-	74	-3.16	171	101	V
2	* 2.39	36.74	PK	32	4.9	0	73.64	-	-	74	-.36	171	101	V
3	* 2.39	15.52	RMS	32	4.9	.13	52.55	54	-1.45	-	-	171	101	V

* - indicates frequency in CFR15.205/IC8.10 Restricted Band

PK - Peak detector
RMS - RMS detection

This report shall not be reproduced except in full, without the written approval of UL Verification Services Inc.

RESTRICTED BANDEDGE (CHANNEL 4)

CHANNEL 4 RESTRICTED, VERT

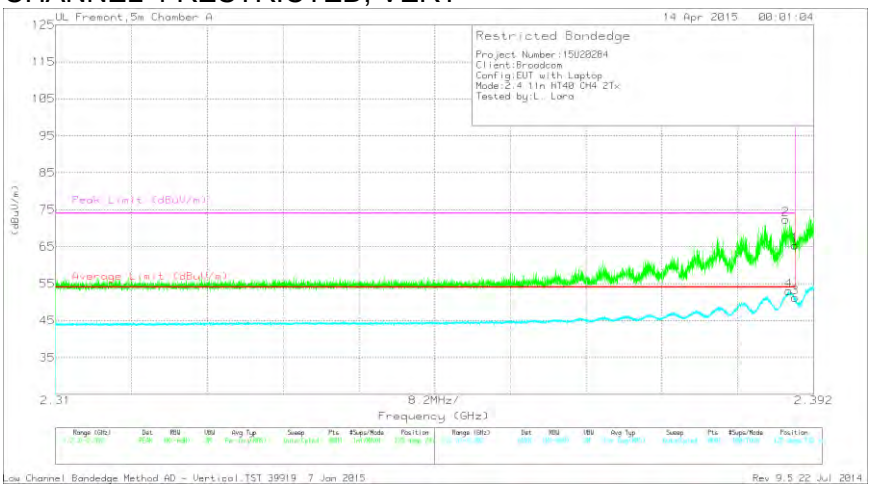

Trace Markers

Marker	Frequency (GHz)	Meter Reading (dBuV)	Det	AF T136 (dB/m)	Bypass (dB)	DC Corr (dB)	Corrected Reading (dBuV/m)	Average Limit (dBuV/m)	Margin (dB)	Peak Limit (dBuV/m)	PK Margin (dB)	Azimuth (Degs)	Height (cm)	Polarity
2	* 2.389	35.46	PK	32	4.9	0	72.36	-	-	74	-1.64	125	242	V
4	* 2.389	16.05	RMS	32	4.9	.13	53.08	54	-.92	-	-	125	242	V
1	* 2.39	28.49	PK	32	4.9	0	65.39	-	-	74	-8.61	125	242	V
3	* 2.39	14.21	RMS	32	4.9	.13	51.24	54	-2.76	-	-	125	242	V

* - indicates frequency in CFR15.205/IC8.10 Restricted Band

PK - Peak detector
RMS - RMS detection

This report shall not be reproduced except in full, without the written approval of UL Verification Services Inc.

AUTHORIZED BANDEDGE (CHANNEL 8)

CHANNEL 8 BANDEDGE, VERT

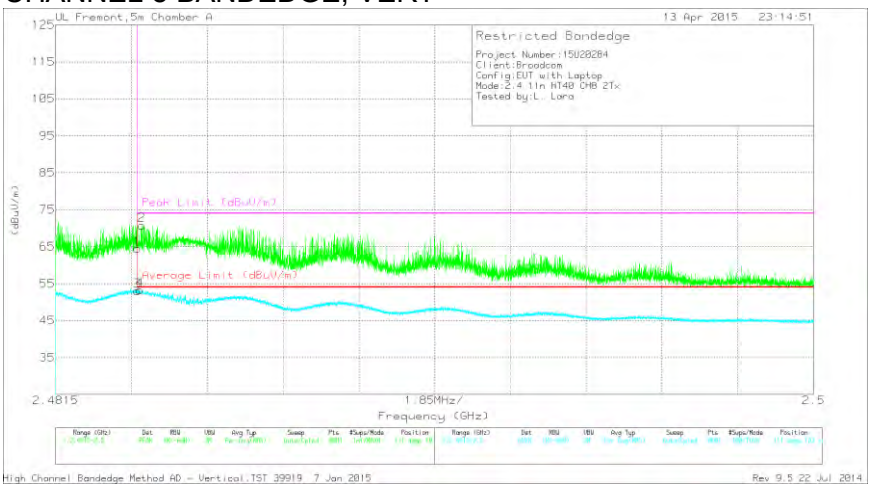

Trace Markers

Marker	Frequency (GHz)	Meter Reading (dBuV)	Det	AF T136 (dB/m)	Bypass (dB)	DC Corr (dB)	Corrected Reading (dBuV/m)	Average Limit (dBuV/m)	Margin (dB)	Peak Limit (dBuV/m)	PK Margin (dB)	Azimuth (Degs)	Height (cm)	Polarity
1	* 2.484	27.41	PK	32.1	5	0	64.51	-	-	74	-9.49	111	183	V
2	* 2.484	33.69	PK	32.1	5	0	70.79	-	-	74	-3.21	111	183	V
3	* 2.484	15.83	RMS	32.1	5	.13	53.06	54	-.94	-	-	111	183	V
4	* 2.484	16.03	RMS	32.1	5	.13	53.26	54	-.74	-	-	111	183	V

* - indicates frequency in CFR15.205/IC8.10 Restricted Band

PK - Peak detector
RMS - RMS detection

This report shall not be reproduced except in full, without the written approval of UL Verification Services Inc.

AUTHORIZED BANDEDGE (CHANNEL 9)

CHANNEL 9 BANDEDGE, VERT

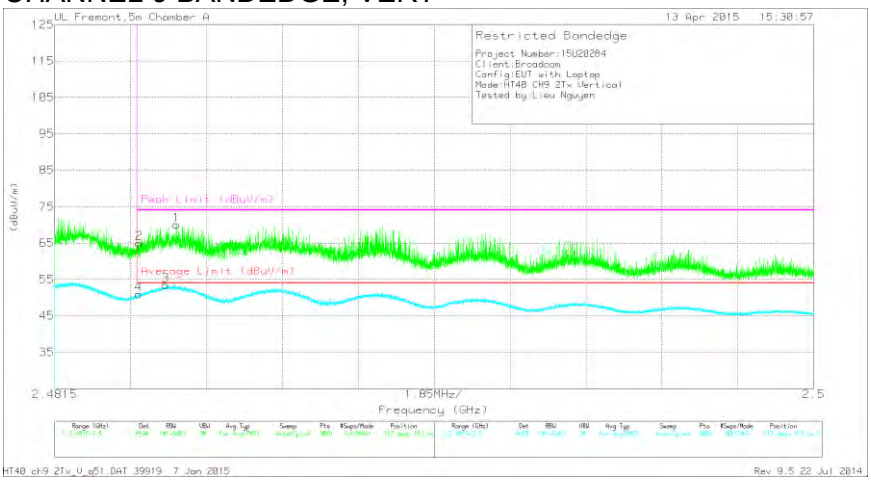

Trace Markers

Marker	Frequency (GHz)	Meter Reading (dBuV)	Det	AF T136 (dB/m)	Bypass (dB)	DC Corr (dB)	Corrected Reading (dBuV/m)	Average Limit (dBuV/m)	Margin (dB)	Peak Limit (dBuV/m)	PK Margin (dB)	Azimuth (Degs)	Height (cm)	Polarity
1	* 2.484	32.96	PK	32.1	5	0	70.06	-	-	74	-3.94	312	163	V
2	* 2.484	27.84	PK	32.1	5	0	64.94	-	-	74	-9.06	312	163	V
3	* 2.484	16.35	RMS	32.1	5	.13	53.58	54	-.42	-	-	312	163	V
4	* 2.484	13.79	RMS	32.1	5	.13	51.02	54	-2.98	-	-	312	163	V

* - indicates frequency in CFR15.205/IC8.10 Restricted Band

PK - Peak detector
RMS - RMS detection

This report shall not be reproduced except in full, without the written approval of UL Verification Services Inc.

AUTHORIZED BANDEDGE (CHANNEL 10)

CHANNEL 10 BANDEDGE, VERT

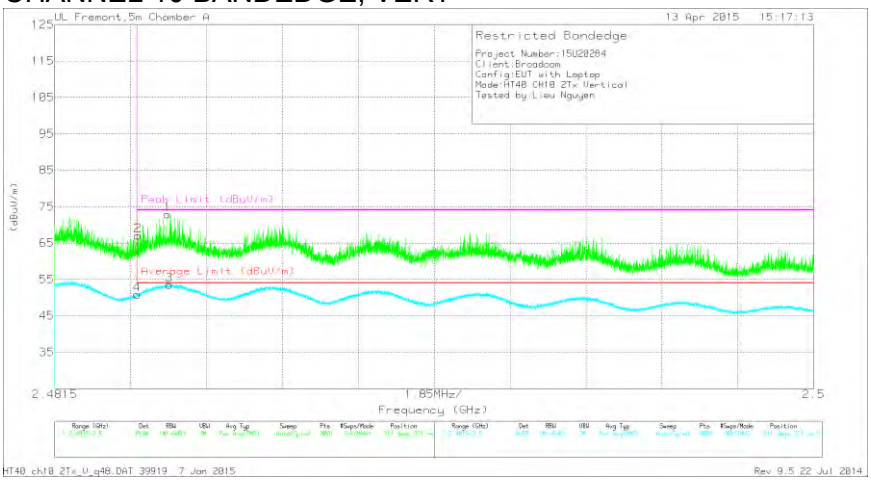

Trace Markers

Marker	Frequency (GHz)	Meter Reading (dBuV)	Det	AF T136 (dB/m)	Bypass (dB)	DC Corr (dB)	Corrected Reading (dBuV/m)	Average Limit (dBuV/m)	Margin (dB)	Peak Limit (dBuV/m)	PK Margin (dB)	Azimuth (Degs)	Height (cm)	Polarity
1	* 2.484	35.75	PK	32.1	5	0	72.85	-	-	74	-1.15	311	221	V
2	* 2.484	29.99	PK	32.1	5	0	67.09	-	-	74	-6.91	311	221	V
3	* 2.484	16.45	RMS	32.1	5	.13	53.68	54	-.32	-	-	311	221	V
4	* 2.484	13.67	RMS	32.1	5	.13	50.9	54	-3.1	-	-	311	221	V

* - indicates frequency in CFR15.205/IC8.10 Restricted Band

PK - Peak detector
RMS - RMS detection

This report shall not be reproduced except in full, without the written approval of UL Verification Services Inc.

AUTHORIZED BANDEDGE (CHANNEL 11)

CHANNEL 11 BANDEDGE, VERT

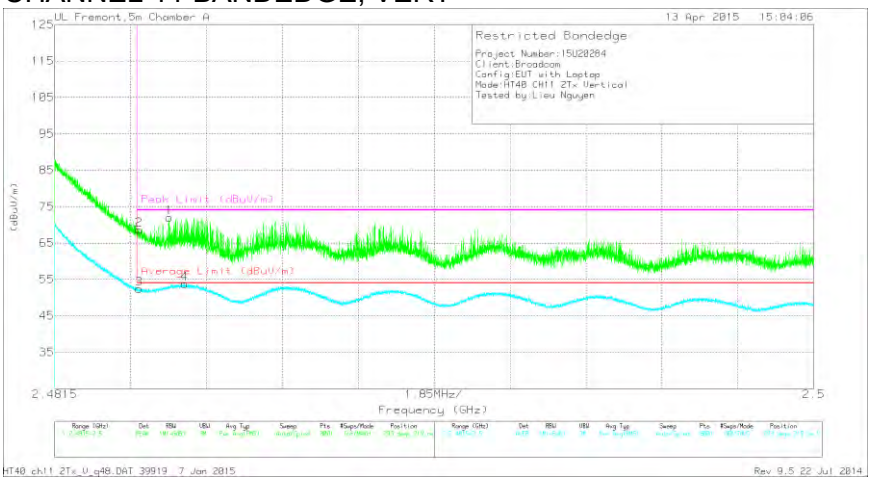

Trace Markers

Marker	Frequency (GHz)	Meter Reading (dBuV)	Det	AF T136 (dB/m)	Bypass (dB)	DC Corr (dB)	Corrected Reading (dBuV/m)	Average Limit (dBuV/m)	Margin (dB)	Peak Limit (dBuV/m)	PK Margin (dB)	Azimuth (Degs)	Height (cm)	Polarity
1	* 2.484	34.92	PK	32.1	5	0	72.02	-	-	74	-1.98	293	219	V
2	* 2.484	31.6	PK	32.1	5	0	68.7	-	-	74	-5.3	293	219	V
3	* 2.484	15.35	RMS	32.1	5	.13	52.58	54	-1.42	-	-	293	219	V
4	* 2.485	16.72	RMS	32.1	5	.13	53.95	54	-.05	-	-	293	219	V

* - indicates frequency in CFR15.205/IC8.10 Restricted Band

PK - Peak detector
RMS - RMS detection

This report shall not be reproduced except in full, without the written approval of UL Verification Services Inc.

HARMONICS AND SPURIOUS EMISSIONS

LOW CHANNEL

HORIZONTAL

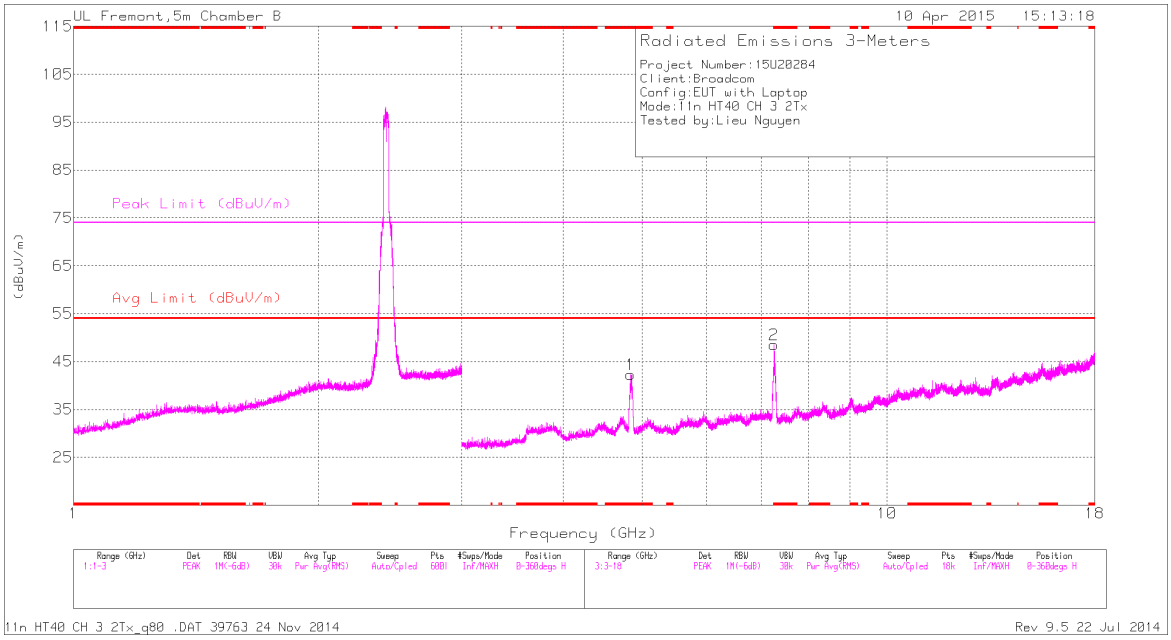

VERTICAL

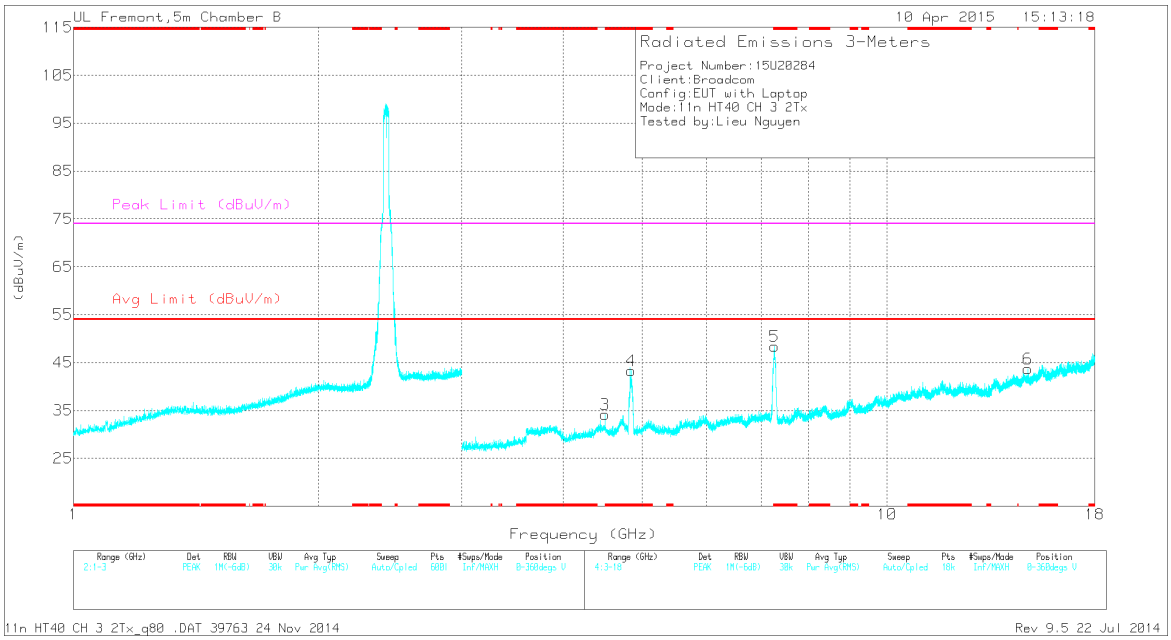

This report shall not be reproduced except in full, without the written approval of UL Verification Services Inc.

Trace Markers

Marker	Frequency (GHz)	Meter Reading (dBuV)	Det	AF T345 (dB/m)	Amp/Cbl/Fltr /Pad (dB)	DC Corr (dB)	Corrected Reading (dBuV/m)	Avg Limit (dBuV/m)	Margin (dB)	Peak Limit (dBuV/m)	PK Margin (dB)	Azimuth (Degs)	Height (cm)	Polarity
1	* 4.841	41.95	PK2	34.2	-29.8	0	46.35	-	-	74	-27.65	279	198	H
	* 4.84	31.45	MAv1	34.2	-29.8	.13	35.98	54	-18.02	-	-	279	198	H
2	* 7.258	48.75	PK2	35.3	-27.8	0	56.25	-	-	74	-17.75	213	274	H
	* 7.256	35.86	MAv1	35.3	-27.9	.13	43.39	54	-10.61	-	-	213	274	H
4	* 4.846	41.18	PK2	34.2	-30	0	45.38	-	-	74	-28.62	261	236	V
	* 4.845	30.67	MAv1	34.2	-29.9	.13	35.1	54	-18.9	-	-	261	236	V
5	* 7.271	45.49	PK2	35.3	-27.8	0	52.99	-	-	74	-21.01	45	273	V
	* 7.271	34.9	MAv1	35.3	-27.9	.13	42.43	54	-11.57	-	-	45	273	V
3	4.5	29.5	PK	34	-29.3	0	34.2	-	-	-	-	0-360	199	V
6	14.894	25.25	PK	39.9	-21.5	0	43.65	-	-	-	-	0-360	199	V

* - indicates frequency in CFR15.205/IC8.10 Restricted Band

-Compliance for emissions in non-restricted bands shown in conducted out of band testing

PK - Peak detector
PK2 - KDB558074 Method: Maximum Peak
MAv1 - KDB558074 Option 1 Maximum RMS Average

This report shall not be reproduced except in full, without the written approval of UL Verification Services Inc.

MID CHANNEL

HORIZONTAL

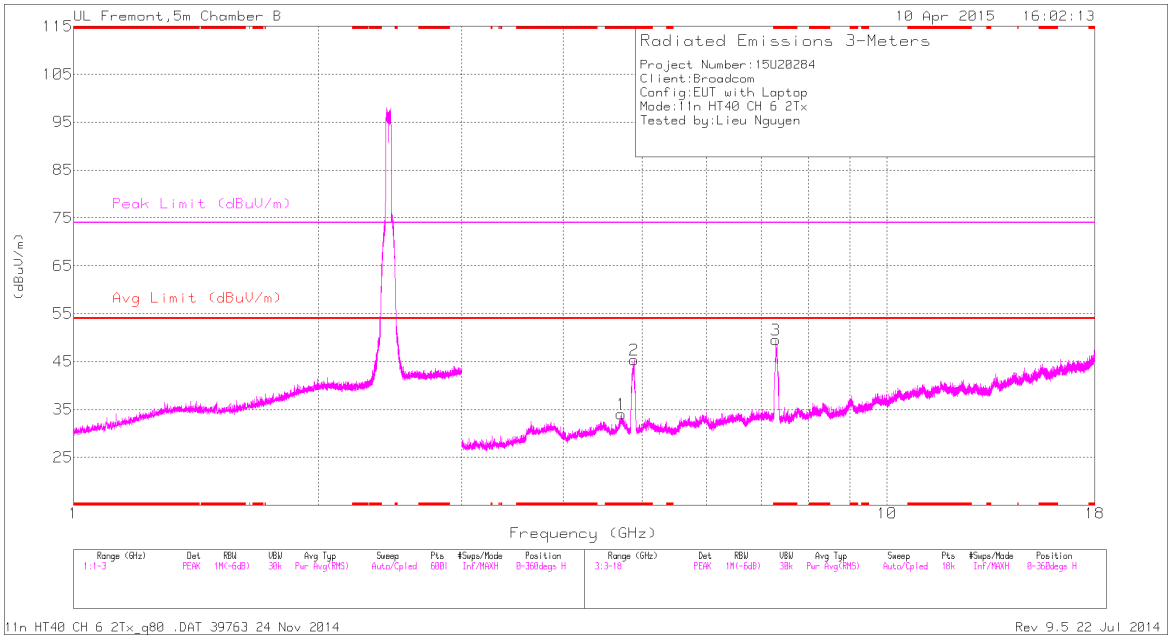

VERTICAL

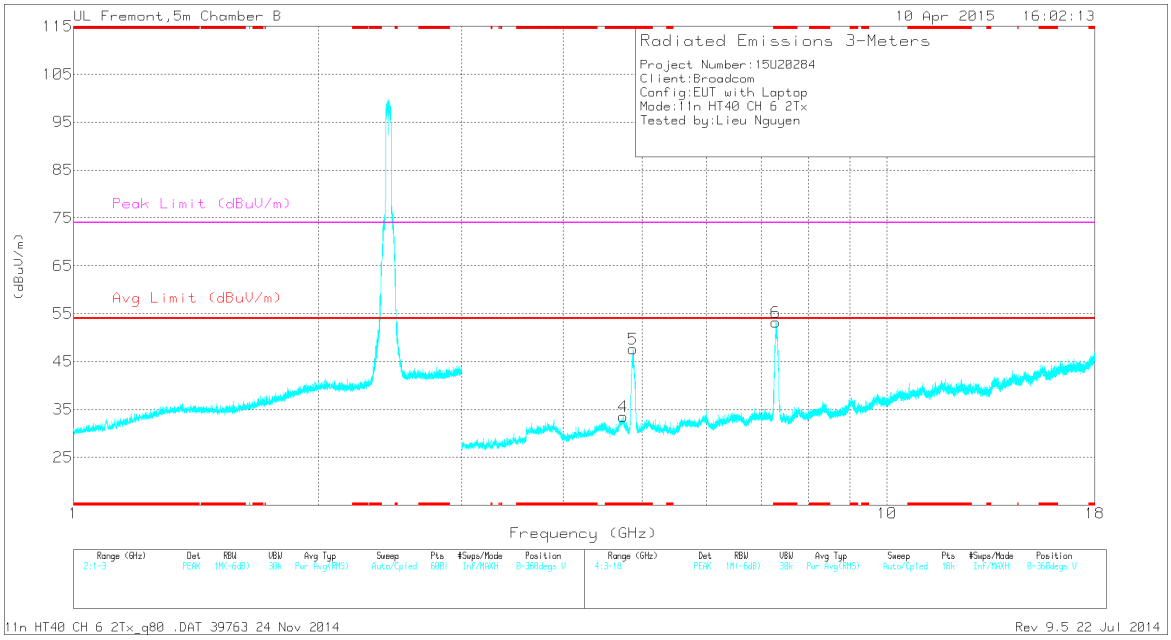

This report shall not be reproduced except in full, without the written approval of UL Verification Services Inc.

Trace Markers

Marker	Frequency (GHz)	Meter Reading (dBuV)	Det	AF T345 (dB/m)	Amp/Cbl/Fltr /Pad (dB)	DC Corr (dB)	Corrected Reading (dBuV/m)	Avg Limit (dBuV/m)	Margin (dB)	Peak Limit (dBuV/m)	PK Margin (dB)	Azimuth (Degs)	Height (cm)	Polarity
1	* 4.71	36.12	PK2	34.2	-29.2	0	41.12	-	-	74	-32.88	197	111	H
	* 4.71	24.46	MAv1	34.2	-29.2	.13	29.59	54	-24.41	-	-	197	111	H
2	* 4.885	43.62	PK2	34.2	-30.4	0	47.42	-	-	74	-26.58	85	268	H
	* 4.883	32.28	MAv1	34.2	-30.4	.13	36.21	54	-17.79	-	-	85	268	H
3	* 7.301	47.04	PK2	35.3	-28.1	0	54.24	-	-	74	-19.76	230	215	H
	* 7.301	33.73	MAv1	35.3	-28.1	.13	41.06	54	-12.94	-	-	230	215	H
4	* 4.742	36.09	PK2	34.3	-29.1	0	41.29	-	-	74	-32.71	271	110	V
	* 4.741	24.38	MAv1	34.3	-29.1	.13	29.71	54	-24.29	-	-	271	110	V
5	* 4.871	43.31	PK2	34.2	-30.3	0	47.21	-	-	74	-26.79	353	264	V
	* 4.873	31.54	MAv1	34.2	-30.4	.13	35.47	54	-18.53	-	-	353	264	V
6	* 7.301	44.53	PK2	35.3	-28.1	0	51.73	-	-	74	-22.27	47	213	V
	* 7.301	32.88	MAv1	35.3	-28.1	.13	40.21	54	-13.79	-	-	47	213	V

* - indicates frequency in CFR15.205/IC8.10 Restricted Band

-Compliance for emissions in non-restricted bands shown in conducted out of band testing

PK - Peak detector
PK2 - KDB558074 Method: Maximum Peak
MAv1 - KDB558074 Option 1 Maximum RMS Average

This report shall not be reproduced except in full, without the written approval of UL Verification Services Inc.

HIGH CHANNEL

HORIZONTAL

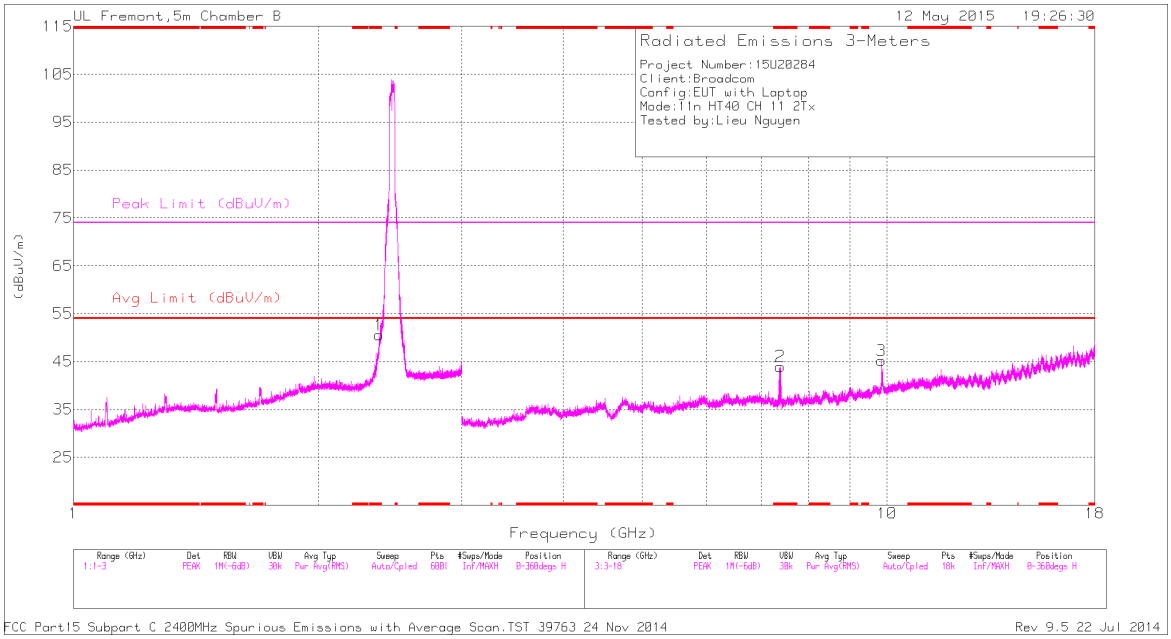

VERTICAL

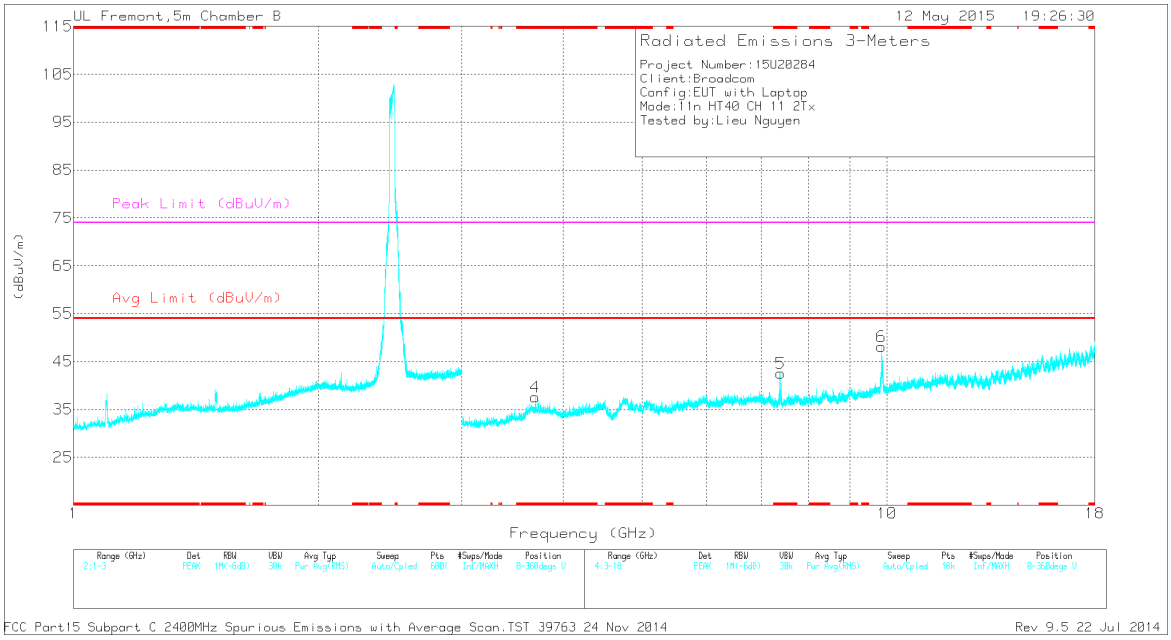

This report shall not be reproduced except in full, without the written approval of UL Verification Services Inc.

Trace Markers

Marker	Frequency (GHz)	Meter Reading (dBuV)	Det	AF T345 (dB/m)	Amp/Cbl/Fltr /Pad (dB)	DC Corr (dB)	Corrected Reading (dBuV/m)	Avg Limit (dBuV/m)	Margin (dB)	Peak Limit (dBuV/m)	PK Margin (dB)	Azimuth (Degs)	Height (cm)	Polarity
1	* 2.372	50.24	PK2	31.9	-20.9	0	61.24	-	-	74	-12.76	163	229	H
	* 2.374	35.24	MAv1	31.9	-20.9	.13	46.37	54	-7.63	-	-	163	229	H
2	* 7.393	50.16	PK2	35.4	-27.5	0	58.06	-	-	74	-15.94	174	178	H
	* 7.392	27.98	MAv1	35.4	-27.5	.13	36.01	54	-17.99	-	-	174	178	H
4	* 3.693	42.01	PK2	33.6	-31.1	0	44.51	-	-	74	-29.49	245	242	V
	* 3.693	32.34	MAv1	33.6	-31.1	.13	34.97	54	-19.03	-	-	245	242	V
5	* 7.397	44.37	PK2	35.4	-27.4	0	52.37	-	-	74	-21.63	358	294	V
	* 7.396	27.66	MAv1	35.4	-27.4	.13	35.79	54	-18.21	-	-	358	294	V
3	9.848	32.28	PK	37	-24.1	0	45.18	-	-	-	-	0-360	200	H
6	9.848	35.28	PK	37	-24.1	0	48.18	-	-	-	-	0-360	200	V

* - indicates frequency in CFR15.205/IC8.10 Restricted Band

-Compliance for emissions in non-restricted bands shown in conducted out of band testing

PK - Peak detector
PK2 - KDB558074 Method: Maximum Peak
MAv1 - KDB558074 Option 1 Maximum RMS Average

This report shall not be reproduced except in full, without the written approval of UL Verification Services Inc.

9.8. TX ABOVE 1 GHz 802.11n HT40 CDD 3Tx MODE IN THE 2.4 GHz BAND

RESTRICTED BANDEDGE (CHANNEL 3)

CHANNEL 3 RESTRICTED, VERT

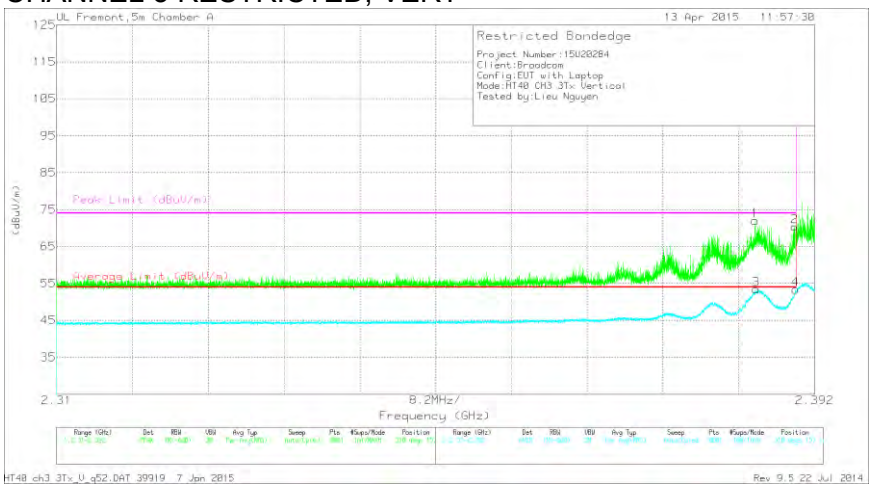

Trace Markers

Marker	Frequency (GHz)	Meter Reading (dBuV)	Det	AF T136 (dB/m)	Bypass (dB)	DC Corr (dB)	Corrected Reading (dBuV/m)	Average Limit (dBuV/m)	Margin (dB)	Peak Limit (dBuV/m)	PK Margin (dB)	Azimuth (Degs)	Height (cm)	Polarity
1	* 2.386	35.09	PK	32	4.9	0	71.99	-	-	74	-2.01	318	157	V
3	* 2.386	16.28	RMS	32	4.9	.13	53.31	54	-.69	-	-	318	157	V
2	* 2.39	33.48	PK	32	4.9	0	70.38	-	-	74	-3.62	318	157	V
4	* 2.39	16.23	RMS	32	4.9	.13	53.26	54	-.74	-	-	318	157	V

* - indicates frequency in CFR15.205/IC8.10 Restricted Band

PK - Peak detector
RMS - RMS detection

This report shall not be reproduced except in full, without the written approval of UL Verification Services Inc.

RESTRICTED BANDEDGE (CHANNEL 4)

CHANNEL 4 RESTRICTED, VERT

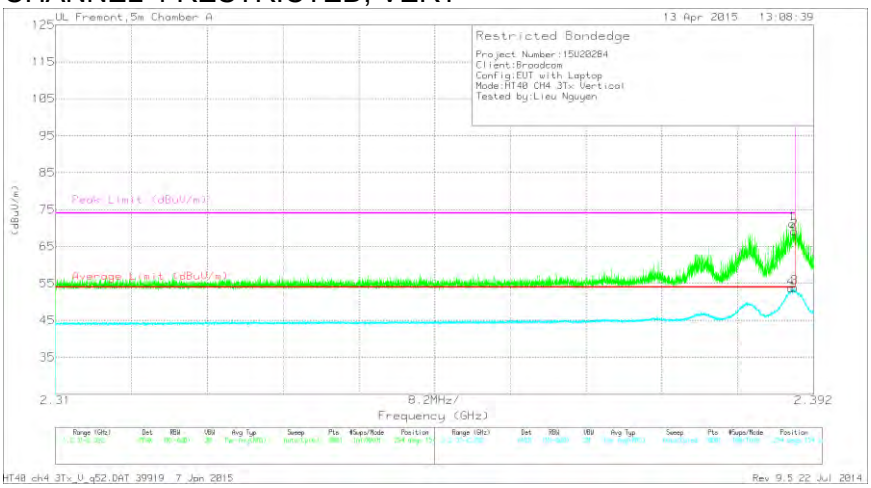

Trace Markers

Marker	Frequency (GHz)	Meter Reading (dBuV)	Det	AF T136 (dB/m)	Bypass (dB)	DC Corr (dB)	Corrected Reading (dBuV/m)	Average Limit (dBuV/m)	Margin (dB)	Peak Limit (dBuV/m)	PK Margin (dB)	Azimuth (Degs)	Height (cm)	Polarity
1	* 2.39	34.25	PK	32	4.9	0	71.15	-	-	74	-2.85	294	154	V
2	* 2.39	32.23	PK	32	4.9	0	69.13	-	-	74	-4.87	294	154	V
3	* 2.39	16.73	RMS	32	4.9	.13	53.76	54	-.24	-	-	294	154	V
4	* 2.39	16.54	RMS	32	4.9	.13	53.57	54	-.43	-	-	294	154	V

* - indicates frequency in CFR15.205/IC8.10 Restricted Band

PK - Peak detector
RMS - RMS detection

This report shall not be reproduced except in full, without the written approval of UL Verification Services Inc.

RESTRICTED BANDEDGE (CHANNEL 5)

CHANNEL 5 BANDEDGE, VERT

Trace Markers

Marker	Frequency (GHz)	Meter Reading (dBuV)	Det	AF T136 (dB/m)	Bypass (dB)	DC Corr (dB)	Corrected Reading (dBuV/m)	Average Limit (dBuV/m)	Margin (dB)	Peak Limit (dBuV/m)	PK Margin (dB)	Azimuth (Degs)	Height (cm)	Polarity
1	* 2.39	34.55	PK	32	4.9	0	71.45	-	-	74	-2.55	267	138	V
2	* 2.389	34.83	PK	32	4.9	0	71.73	-	-	74	-2.27	267	138	V
3	* 2.39	16.6	RMS	32	4.9	.13	53.63	54	-.37	-	-	267	138	V
4	* 2.39	16.9	RMS	32	4.9	.13	53.93	54	-.07	-	-	267	138	V

* - indicates frequency in CFR15.205/IC8.10 Restricted Band

PK - Peak detector
RMS - RMS detection

This report shall not be reproduced except in full, without the written approval of UL Verification Services Inc.

AUTHORIZED BANDEDGE (CHANNEL 6)

CHANNEL 6 BANDEDGE, VERT

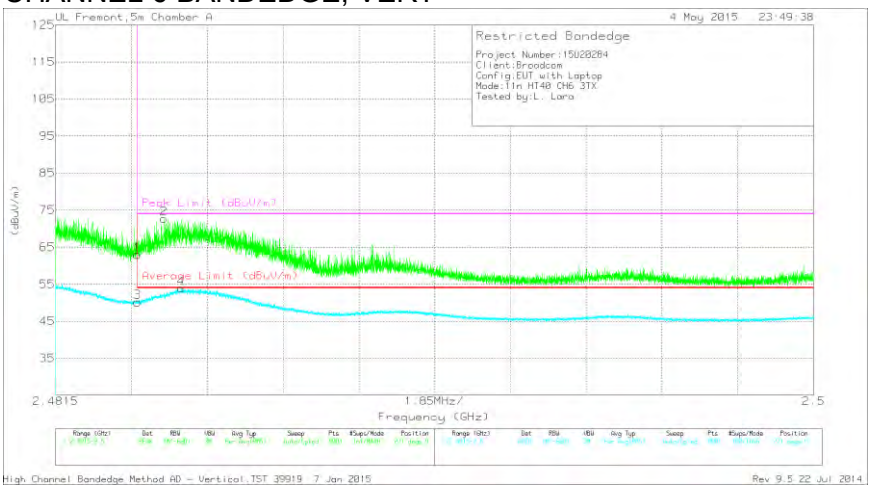

Trace Markers

Marker	Frequency (GHz)	Meter Reading (dBuV)	Det	AF T136 (dB/m)	Bypass (dB)	DC Corr (dB)	Corrected Reading (dBuV/m)	Average Limit (dBuV/m)	Margin (dB)	Peak Limit (dBuV/m)	PK Margin (dB)	Azimuth (Degs)	Height (cm)	Polarity
1	* 2.484	25.89	PK	32.1	5	0	62.99	-	-	74	-11.01	271	194	V
2	* 2.484	35.56	PK	32.1	5	0	72.66	-	-	74	-1.34	271	194	V
3	* 2.484	12.93	RMS	32.1	5	.13	50.16	54	-3.84	-	-	271	194	V
4	* 2.485	16.63	RMS	32.1	5	.13	53.86	54	-.14	-	-	271	194	V

* - indicates frequency in CFR15.205/IC8.10 Restricted Band

PK - Peak detector
RMS - RMS detection

This report shall not be reproduced except in full, without the written approval of UL Verification Services Inc.

AUTHORIZED BANDEDGE (CHANNEL 7)

CHANNEL 7 BANDEDGE, VERT

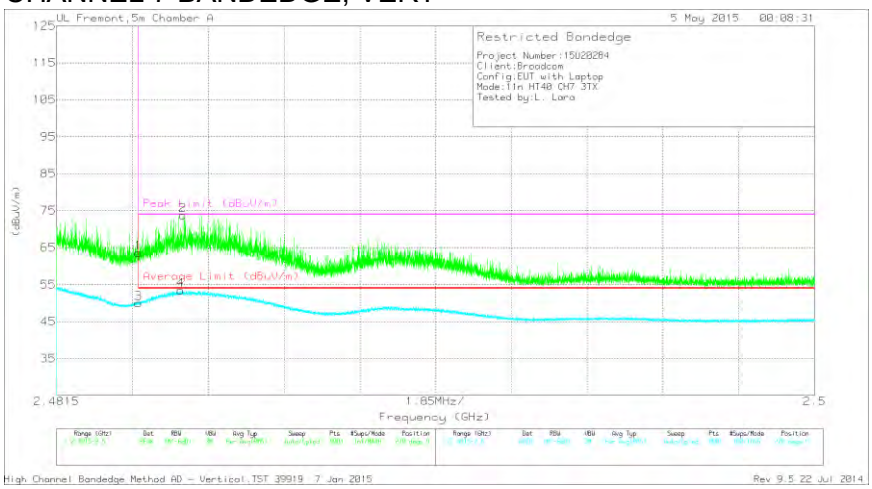

Trace Markers

Marker	Frequency (GHz)	Meter Reading (dBuV)	Det	AF T136 (dB/m)	Bypass (dB)	DC Corr (dB)	Corrected Reading (dBuV/m)	Average Limit (dBuV/m)	Margin (dB)	Peak Limit (dBuV/m)	PK Margin (dB)	Azimuth (Degs)	Height (cm)	Polarity
1	* 2.484	26.5	PK	32.1	5	0	63.6	-	-	74	-10.4	270	152	V
3	* 2.484	12.7	RMS	32.1	5	.13	49.93	54	-4.07	-	-	270	152	V
2	* 2.485	36.68	PK	32.1	5	0	73.78	-	-	74	-.22	270	152	V
4	* 2.485	16.22	RMS	32.1	5	.13	53.45	54	-.55	-	-	270	152	V

* - indicates frequency in CFR15.205/IC8.10 Restricted Band

PK - Peak detector
RMS - RMS detection

This report shall not be reproduced except in full, without the written approval of UL Verification Services Inc.

AUTHORIZED BANDEDGE (CHANNEL 8)

CHANNEL 8 BANDEDGE, VERT

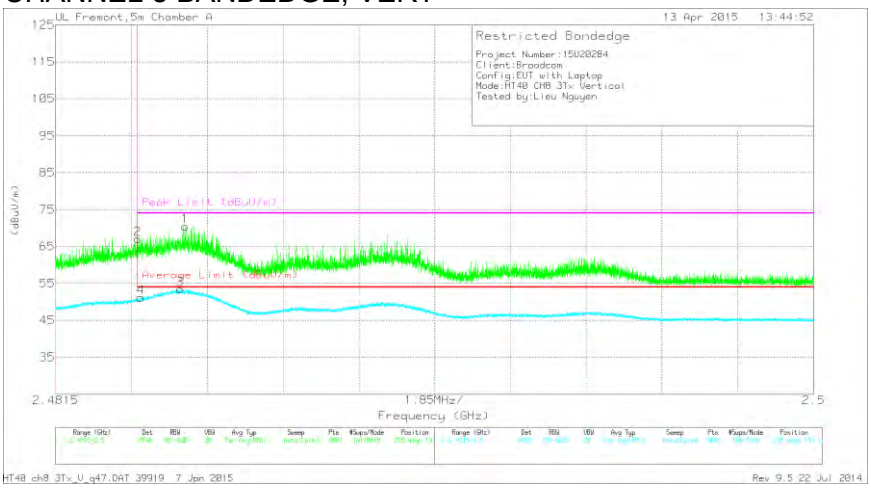

Trace Markers

Marker	Frequency (GHz)	Meter Reading (dBuV)	Det	AF T136 (dB/m)	Bypass (dB)	DC Corr (dB)	Corrected Reading (dBuV/m)	Average Limit (dBuV/m)	Margin (dB)	Peak Limit (dBuV/m)	PK Margin (dB)	Azimuth (Degs)	Height (cm)	Polarity
2	* 2.484	29.89	PK	32.1	5	0	66.99	-	-	74	-7.01	295	193	V
4	* 2.484	14.1	RMS	32.1	5	.13	51.33	54	-2.67	-	-	295	193	V
1	* 2.485	33.38	PK	32.1	5	0	70.48	-	-	74	-3.52	295	193	V
3	* 2.485	16.39	RMS	32.1	5	.13	53.62	54	-.38	-	-	295	193	V

* - indicates frequency in CFR15.205/IC8.10 Restricted Band

PK - Peak detector
RMS - RMS detection

This report shall not be reproduced except in full, without the written approval of UL Verification Services Inc.

AUTHORIZED BANDEDGE (CHANNEL 9)

CHANNEL 9 BANDEDGE, VERT

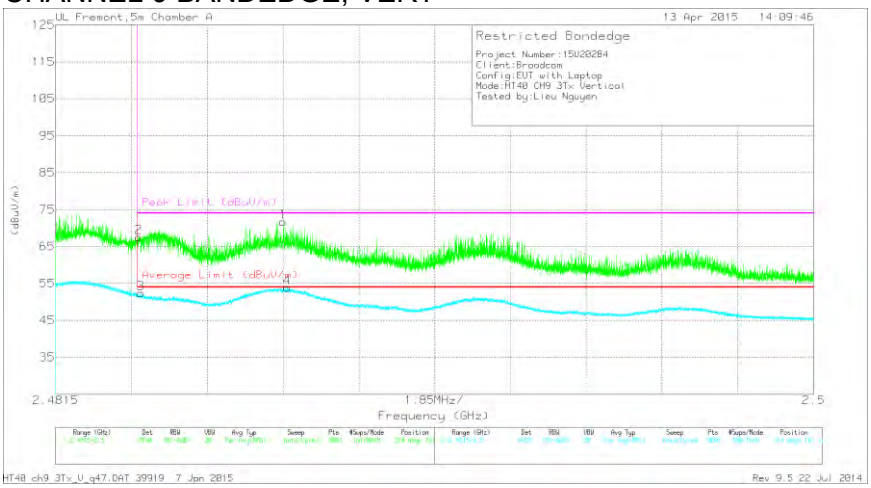

Trace Markers

Marker	Frequency (GHz)	Meter Reading (dBuV)	Det	AF T136 (dB/m)	Bypass (dB)	DC Corr (dB)	Corrected Reading (dBuV/m)	Average Limit (dBuV/m)	Margin (dB)	Peak Limit (dBuV/m)	PK Margin (dB)	Azimuth (Degs)	Height (cm)	Polarity
2	* 2.484	30.43	PK	32.1	5	0	67.53	-	-	74	-6.47	314	161	V
3	* 2.484	15.25	RMS	32.1	5	.13	52.48	54	-1.52	-	-	314	161	V
1	* 2.487	34.59	PK	32.1	5	0	71.69	-	-	74	-2.31	314	161	V
4	* 2.487	16.74	RMS	32.1	5	.13	53.97	54	-.03	-	-	314	161	V

* - indicates frequency in CFR15.205/IC8.10 Restricted Band

PK - Peak detector
RMS - RMS detection

This report shall not be reproduced except in full, without the written approval of UL Verification Services Inc.

AUTHORIZED BANDEDGE (CHANNEL 10)

CHANNEL 10 BANDEDGE, VERT

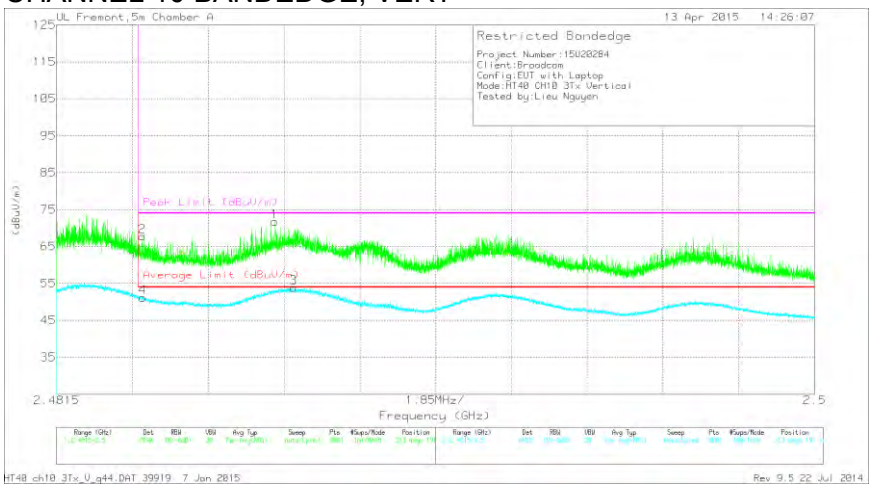

Trace Markers

Marker	Frequency (GHz)	Meter Reading (dBuV)	Det	AF T136 (dB/m)	Bypass (dB)	DC Corr (dB)	Corrected Reading (dBuV/m)	Average Limit (dBuV/m)	Margin (dB)	Peak Limit (dBuV/m)	PK Margin (dB)	Azimuth (Degs)	Height (cm)	Polarity
2	* 2.484	30.66	PK	32.1	5	0	67.76	-	-	74	-6.24	313	191	V
4	* 2.484	14.08	RMS	32.1	5	.13	51.31	54	-2.69	-	-	313	191	V
1	* 2.487	34.64	PK	32.1	5	0	71.74	-	-	74	-2.26	313	191	V
3	* 2.487	16.75	RMS	32.1	5	.13	53.98	54	-.02	-	-	313	191	V

* - indicates frequency in CFR15.205/IC8.10 Restricted Band

PK - Peak detector
RMS - RMS detection

This report shall not be reproduced except in full, without the written approval of UL Verification Services Inc.

AUTHORIZED BANDEDGE (CHANNEL 11)

CHANNEL 11 BANDEDGE, VERT

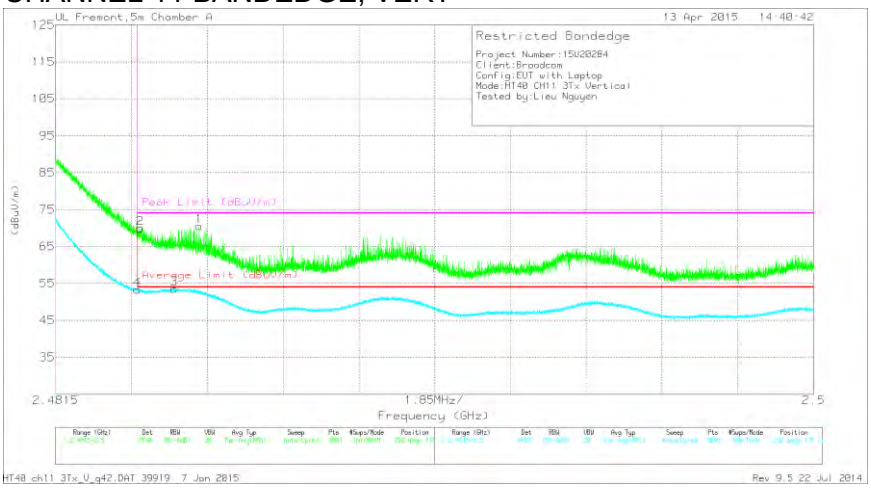

Trace Markers

Marker	Frequency (GHz)	Meter Reading (dBuV)	Det	AF T136 (dB/m)	Bypass (dB)	DC Corr (dB)	Corrected Reading (dBuV/m)	Average Limit (dBuV/m)	Margin (dB)	Peak Limit (dBuV/m)	PK Margin (dB)	Azimuth (Degs)	Height (cm)	Polarity
2	* 2.484	32.81	PK	32.1	5	0	69.91	-	-	74	-4.09	292	178	V
3	* 2.484	16.5	RMS	32.1	5	.13	53.73	54	-.27	-	-	292	178	V
4	* 2.484	16.23	RMS	32.1	5	.13	53.46	54	-.54	-	-	292	178	V
1	* 2.485	33.44	PK	32.1	5	0	70.54	-	-	74	-3.46	292	178	V

* - indicates frequency in CFR15.205/IC8.10 Restricted Band

PK - Peak detector
RMS - RMS detection

This report shall not be reproduced except in full, without the written approval of UL Verification Services Inc.

HARMONICS AND SPURIOUS EMISSIONS

LOW CHANNEL

HORIZONTAL

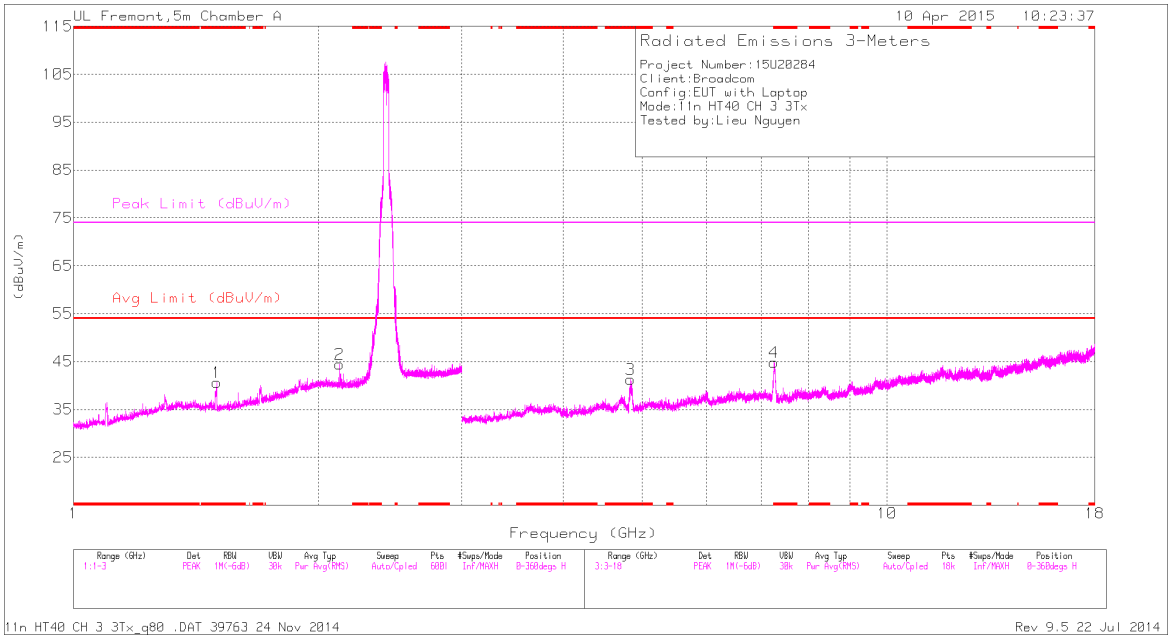

VERTICAL

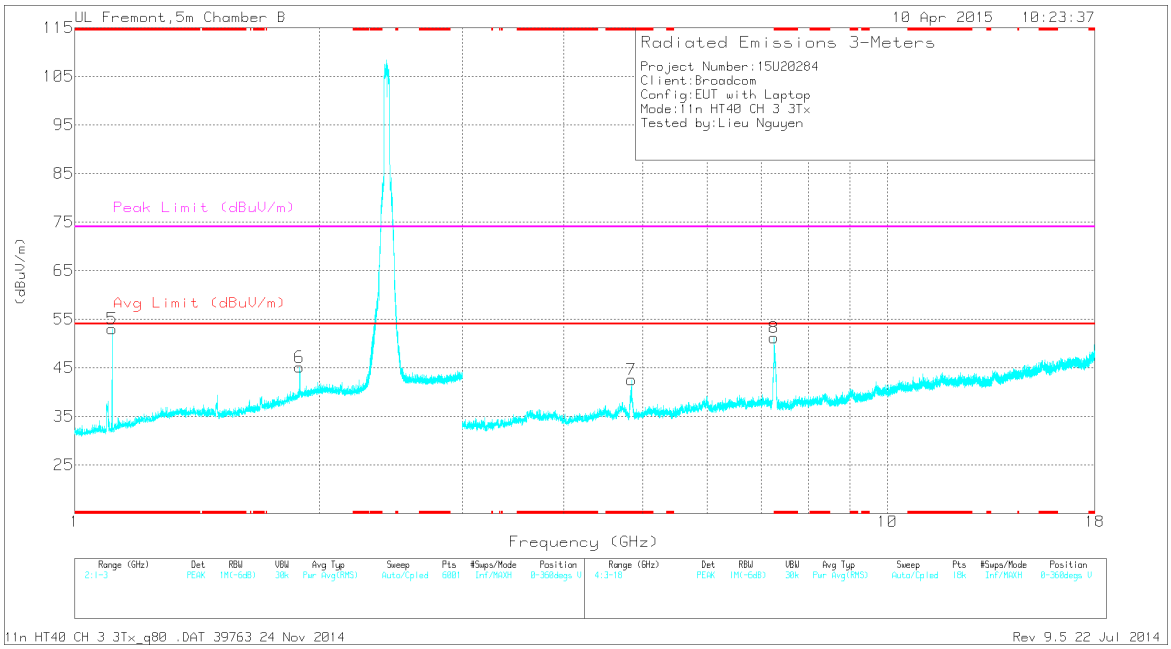

This report shall not be reproduced except in full, without the written approval of UL Verification Services Inc.

Trace Markers

Marker	Frequency (GHz)	Meter Reading (dBuV)	Det	AF T345 (dB/m)	Amp/Cbl/Fltr /Pad (dB)	DC Corr (dB)	Corrected Reading (dBuV/m)	Avg Limit (dBuV/m)	Margin (dB)	Peak Limit (dBuV/m)	PK Margin (dB)	Azimuth (Degs)	Height (cm)	Polarity
1	* 1.5	40.88	PK2	28.6	-21.4	0	48.08	-	-	74	-25.92	27	223	H
	* 1.499	28.43	MAv1	28.6	-21.4	.13	35.76	54	-18.24	-	-	27	223	H
5	* 1.114	36.02	PK2	27.7	-22.7	0	41.02	-	-	74	-32.98	164	272	V
	* 1.114	24.17	MAv1	27.7	-22.7	.13	29.3	54	-24.7	-	-	164	272	V
3	* 4.837	47.54	PK2	34.3	-29.8	0	52.04	-	-	74	-21.96	68	202	H
	* 4.837	33.59	MAv1	34.3	-29.8	.13	38.22	54	-15.78	-	-	68	202	H
4	* 7.258	42.06	PK2	35.3	-27.8	0	49.56	-	-	74	-24.44	230	217	H
	* 7.257	30.27	MAv1	35.3	-27.9	.13	37.8	54	-16.2	-	-	230	217	H
7	* 4.841	47.25	PK2	34.2	-29.8	0	51.65	-	-	74	-22.35	272	155	V
	* 4.836	34.98	MAv1	34.3	-29.8	0	39.48	54	-14.52	-	-	272	155	V
8	* 7.272	49.42	PK2	35.3	-27.9	0	56.82	-	-	74	-17.18	91	300	V
	* 7.267	35.57	MAv1	35.3	-27.8	0	43.07	54	-10.93	-	-	91	300	V
6	1.891	34.52	PK	31.7	-21.1	0	45.12	-	-	-	-	0-360	101	V
2	2.123	33.85	PK	31.6	-21	0	44.45	-	-	-	-	0-360	101	H

* - indicates frequency in CFR15.205/IC8.10 Restricted Band

-Compliance for emissions in non-restricted bands shown in conducted out of band testing

PK - Peak detector
PK2 - KDB558074 Method: Maximum Peak
MAv1 - KDB558074 Option 1 Maximum RMS Average

This report shall not be reproduced except in full, without the written approval of UL Verification Services Inc.

MID CHANNEL

HORIZONTAL

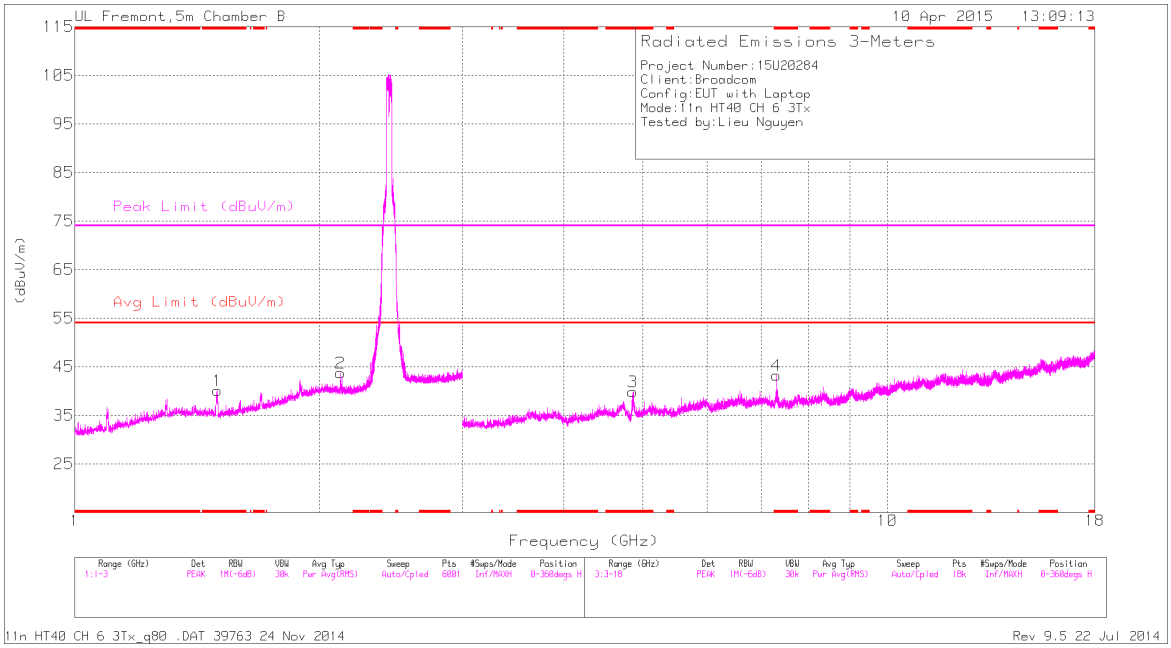

VERTICAL

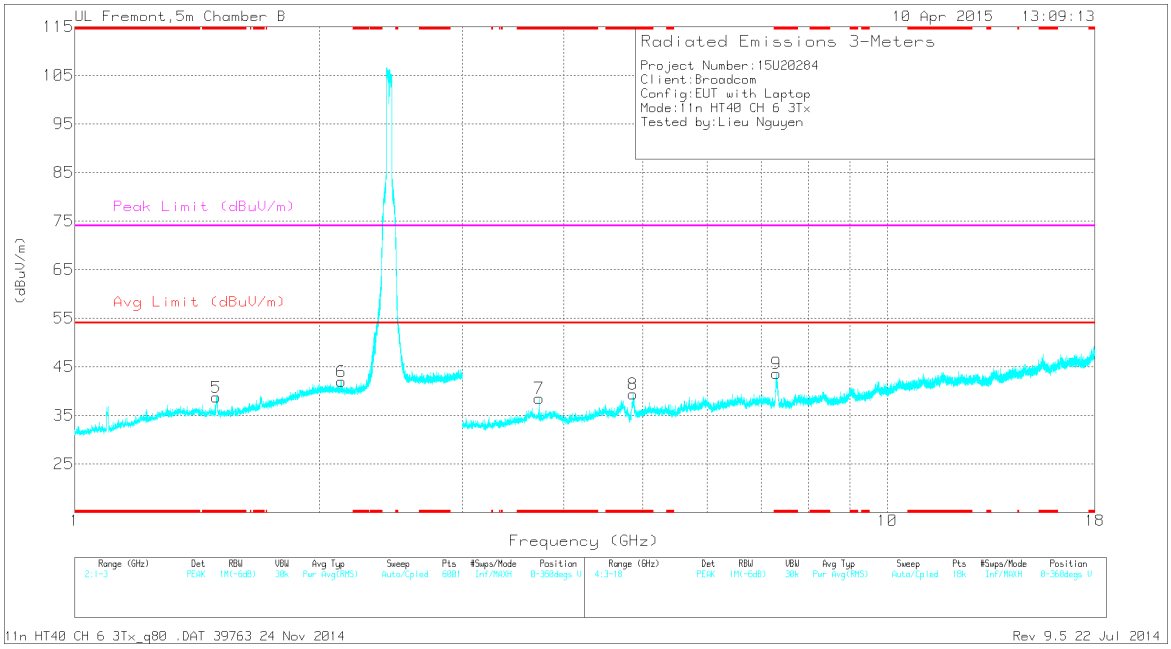

This report shall not be reproduced except in full, without the written approval of UL Verification Services Inc.

Trace Markers

Marker	Frequency (GHz)	Meter Reading (dBuV)	Det	AF T345 (dB/m)	Amp/Cbl/Fltr /Pad (dB)	DC Corr (dB)	Corrected Reading (dBuV/m)	Avg Limit (dBuV/m)	Margin (dB)	Peak Limit (dBuV/m)	PK Margin (dB)	Azimuth (Degs)	Height (cm)	Polarity
1	* 1.497	41.47	PK2	28.7	-21.4	0	48.77	-	-	74	-25.23	18	221	H
	* 1.499	28.56	MAv1	28.6	-21.4	.13	35.89	54	-18.11	-	-	18	221	H
5	* 1.493	39.07	PK2	28.7	-21.5	0	46.27	-	-	74	-27.73	205	203	V
	* 1.493	27.37	MAv1	28.7	-21.5	.13	34.7	54	-19.3	-	-	205	203	V
3	* 4.863	45.09	PK2	34.2	-30.2	0	49.09	-	-	74	-24.91	307	218	H
	* 4.864	32.02	MAv1	34.2	-30.2	.13	36.15	54	-17.85	-	-	307	218	H
4	* 7.302	42.75	PK2	35.3	-28.1	0	49.95	-	-	74	-24.05	143	230	H
	* 7.303	31.47	MAv1	35.3	-28.2	.13	38.7	54	-15.3	-	-	143	230	H
7	* 3.728	41.26	PK2	33.5	-31.1	0	43.66	-	-	74	-30.34	353	319	V
	* 3.731	29.27	MAv1	33.5	-31.1	.13	31.8	54	-22.2	-	-	353	319	V
8	* 4.864	43.36	PK2	34.2	-30.2	0	47.36	-	-	74	-26.64	142	236	V
	* 4.864	31.01	MAv1	34.2	-30.2	.13	35.14	54	-18.86	-	-	142	236	V
9	* 7.303	45.24	PK2	35.3	-28.2	0	52.34	-	-	74	-21.66	41	199	V
	* 7.304	33.83	MAv1	35.3	-28.2	.13	41.06	54	-12.94	-	-	41	199	V
2	2.124	32.99	PK	31.6	-20.9	0	43.69	-	-	-	-	0-360	101	H
6	2.129	31.25	PK	31.6	-20.9	0	41.95	-	-	-	-	0-360	200	V

* - indicates frequency in CFR15.205/IC8.10 Restricted Band

-Compliance for emissions in non-restricted bands shown in conducted out of band testing

PK - Peak detector
PK2 - KDB558074 Method: Maximum Peak
MAv1 - KDB558074 Option 1 Maximum RMS Average

UL VERIFICATION SERVICES INC. FORM NO: CCSUP4701J
47173 BENICIA STREET, FREMONT, CA 94538, USA TEL: (510) 771-1000 FAX: (510) 661-0888
This report shall not be reproduced except in full, without the written approval of UL Verification Services Inc.

HIGH CHANNEL

HORIZONTAL

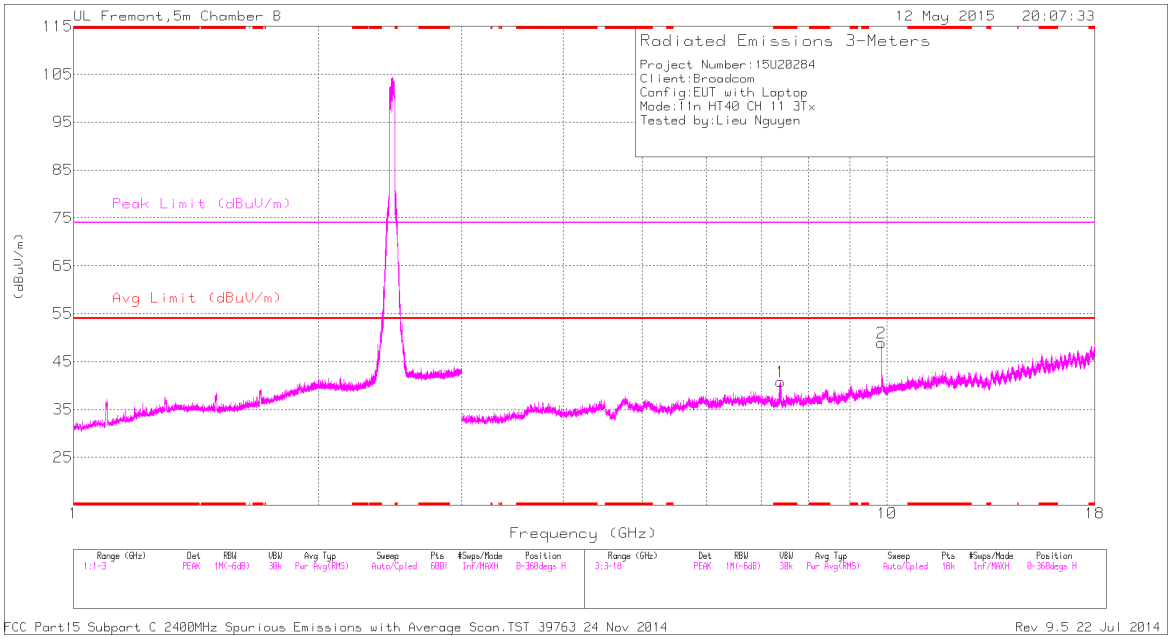

VERTICAL

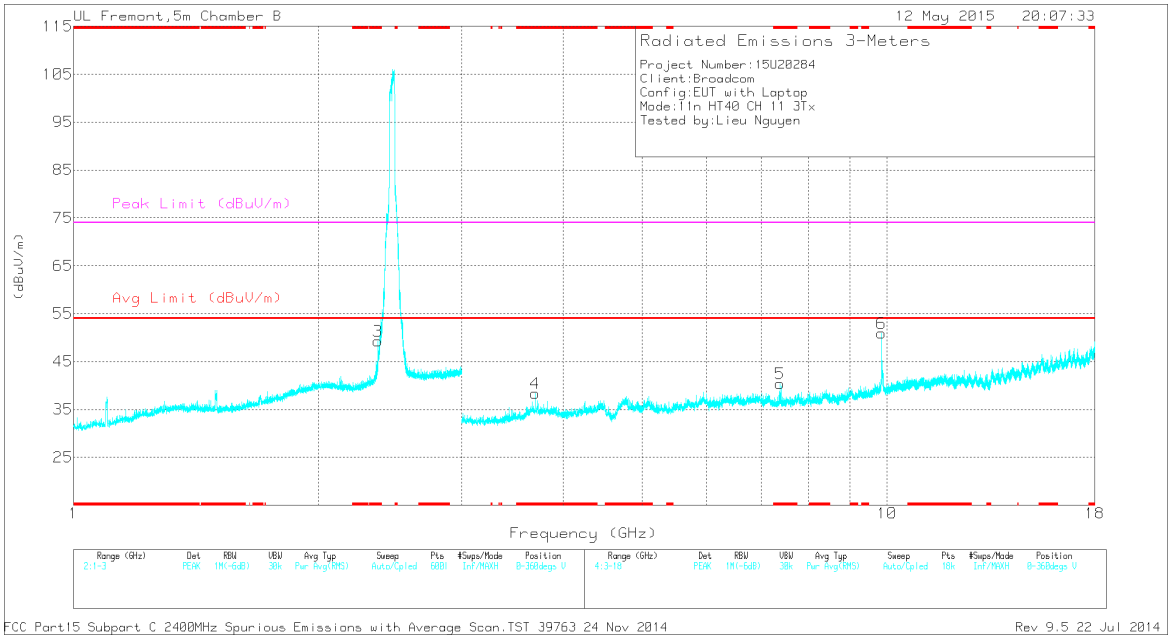

This report shall not be reproduced except in full, without the written approval of UL Verification Services Inc.

Trace Markers

Marker	Frequency (GHz)	Meter Reading (dBuV)	Det	AF T345 (dB/m)	Amp/Cbl/Fltr /Pad (dB)	DC Corr (dB)	Corrected Reading (dBuV/m)	Avg Limit (dBuV/m)	Margin (dB)	Peak Limit (dBuV/m)	PK Margin (dB)	Azimuth (Degs)	Height (cm)	Polarity
3	* 2.367	51.54	PK2	31.9	-20.8	0	62.64	-	-	74	-11.36	22	192	V
	* 2.366	30.75	MAv1	31.9	-20.8	.13	41.98	54	-12.02	-	-	22	192	V
1	* 7.4	44.59	PK2	35.4	-27.4	0	52.59	-	-	74	-21.41	36	287	H
	* 7.399	27.1	MAv1	35.4	-27.4	.13	35.23	54	-18.77	-	-	36	287	H
4	* 3.693	41.21	PK2	33.6	-31.1	0	43.71	-	-	74	-30.29	171	265	V
	* 3.693	32.33	MAv1	33.6	-31.1	.13	34.96	54	-19.04	-	-	171	265	V
5	* 7.38	45.72	PK2	35.4	-27.6	0	53.52	-	-	74	-20.48	338	236	V
	* 7.38	27.05	MAv1	35.4	-27.6	.13	34.98	54	-19.02	-	-	338	236	V
2	9.848	36.02	PK	37	-24.1	0	48.92	-	-	-	-	0-360	199	H
6	9.849	38.09	PK	37	-24.1	0	50.99	-	-	-	-	0-360	199	V

* - indicates frequency in CFR15.205/IC8.10 Restricted Band

-Compliance for emissions in non-restricted bands shown in conducted out of band testing

PK - Peak detector
PK2 - KDB558074 Method: Maximum Peak
MAv1 - KDB558074 Option 1 Maximum RMS Average

This report shall not be reproduced except in full, without the written approval of UL Verification Services Inc.

9.9. TX ABOVE 1 GHz 802.11n HT40 TxBF 3Tx MODE IN THE 2.4 GHz BAND

RESTRICTED BANDEDGE (CHANNEL 3)

CHANNEL 3 RESTRICTED, HORIZ

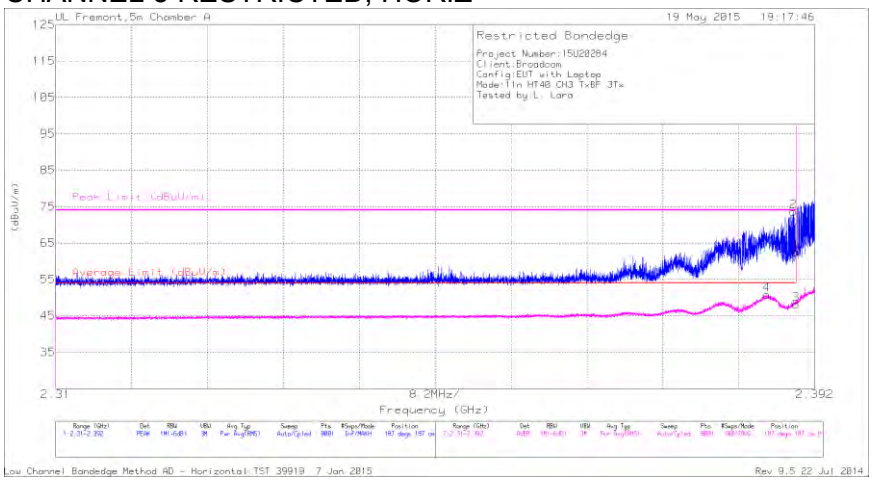

Trace Markers

Marker	Frequency (GHz)	Meter Reading (dBuV)	Det	AF T136 (dB/m)	Bypass (dB)	DC Corr (dB)	Corrected Reading (dBuV/m)	Average Limit (dBuV/m)	Margin (dB)	Peak Limit (dBuV/m)	PK Margin (dB)	Azimuth (Degs)	Height (cm)	Polarity
1	* 2.39	25.55	PK	32	4.9	0	62.45	-	-	74	-11.55	187	187	H
2	* 2.39	36.74	PK	32	4.9	0	73.64	-	-	74	-.36	187	187	H
3	* 2.39	10.75	RMS	32	4.9	.53	48.18	54	-5.82	-	-	187	187	H
4	* 2.387	13.38	RMS	32	4.9	.53	50.81	54	-3.19	-	-	187	187	H

* - indicates frequency in CFR15.205/IC8.10 Restricted Band

PK - Peak detector
RMS - RMS detection

This report shall not be reproduced except in full, without the written approval of UL Verification Services Inc.

RESTRICTED BANDEDGE (CHANNEL 4)

CHANNEL 4 RESTRICTED, HORIZ

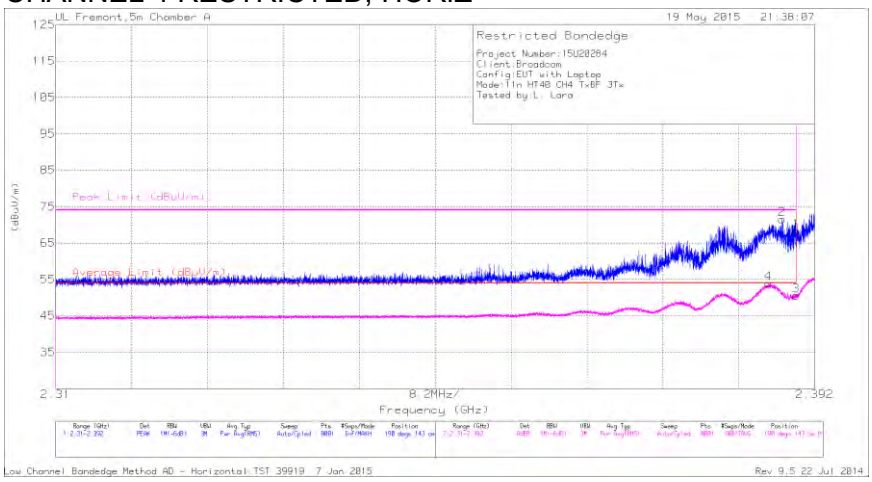

Trace Markers

Marker	Frequency (GHz)	Meter Reading (dBuV)	Det	AF T136 (dB/m)	Bypass (dB)	DC Corr (dB)	Corrected Reading (dBuV/m)	Average Limit (dBuV/m)	Margin (dB)	Peak Limit (dBuV/m)	PK Margin (dB)	Azimuth (Degs)	Height (cm)	Polarity
4	* 2.387	16.41	RMS	32	4.9	.53	53.84	54	-.16	-	-	190	143	H
2	* 2.388	34.65	PK	32	4.9	0	71.55	-	-	74	-2.45	190	143	H
1	* 2.39	31.36	PK	32	4.9	0	68.26	-	-	74	-5.74	190	143	H
3	* 2.39	13.14	RMS	32	4.9	.53	50.57	54	-3.43	-	-	190	143	H

* - indicates frequency in CFR15.205/IC8.10 Restricted Band

PK - Peak detector
RMS - RMS detection

This report shall not be reproduced except in full, without the written approval of UL Verification Services Inc.

AUTHORIZED BANDEDGE (CHANNEL 8)

CHANNEL 8 BANDEDGE, HORIZ

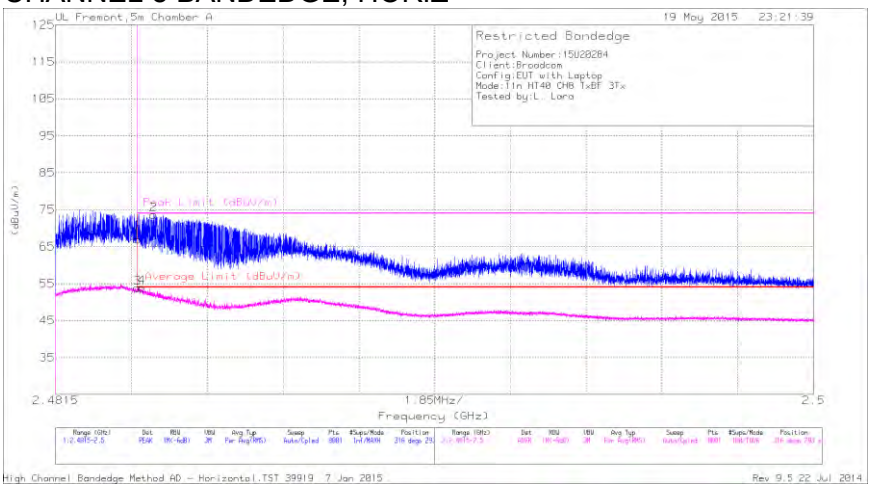

Trace Markers

Marker	Frequency (GHz)	Meter Reading (dBuV)	Det	AF T136 (dB/m)	Bypass (dB)	DC Corr (dB)	Corrected Reading (dBuV/m)	Average Limit (dBuV/m)	Margin (dB)	Peak Limit (dBuV/m)	PK Margin (dB)	Azimuth (Degs)	Height (cm)	Polarity
1	* 2.484	29.85	PK	32.1	5	0	66.95	-	-	74	-7.05	316	293	H
2	* 2.484	36.55	PK	32.1	5	0	73.65	-	-	74	-.35	316	293	H
3	* 2.484	16.25	RMS	32.1	5	.53	53.88	54	-.12	-	-	316	293	H
4	* 2.484	16.3	RMS	32.1	5	.53	53.93	54	-.07	-	-	316	293	H

* - indicates frequency in CFR15.205/IC8.10 Restricted Band

PK - Peak detector
RMS - RMS detection

This report shall not be reproduced except in full, without the written approval of UL Verification Services Inc.

AUTHORIZED BANDEDGE (CHANNEL 9)

CHANNEL 9 BANDEDGE, HORIZ

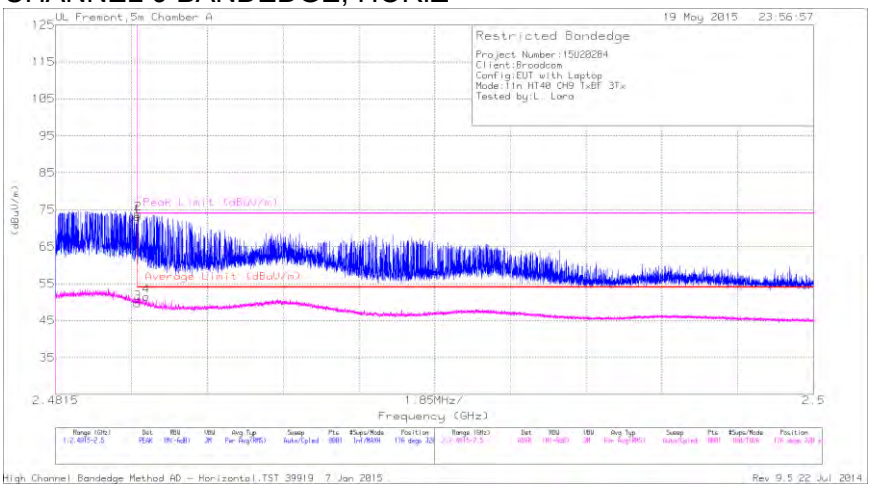

Trace Markers

Marker	Frequency (GHz)	Meter Reading (dBuV)	Det	AF T136 (dB/m)	Bypass (dB)	DC Corr (dB)	Corrected Reading (dBuV/m)	Average Limit (dBuV/m)	Margin (dB)	Peak Limit (dBuV/m)	PK Margin (dB)	Azimuth (Degs)	Height (cm)	Polarity
1	* 2.484	35.98	PK	32.1	5	0	73.08	-	-	74	-.92	176	320	H
2	* 2.484	36.74	PK	32.1	5	0	73.84	-	-	74	-.16	176	320	H
3	* 2.484	12.1	RMS	32.1	5	.53	49.73	54	-4.27	-	-	176	320	H
4	* 2.484	13.86	RMS	32.1	5	.53	51.49	54	-2.51	-	-	176	320	H

* - indicates frequency in CFR15.205/IC8.10 Restricted Band

PK - Peak detector
RMS - RMS detection

This report shall not be reproduced except in full, without the written approval of UL Verification Services Inc.

AUTHORIZED BANDEDGE (CHANNEL 10)

CHANNEL 10 BANDEDGE, HORIZ

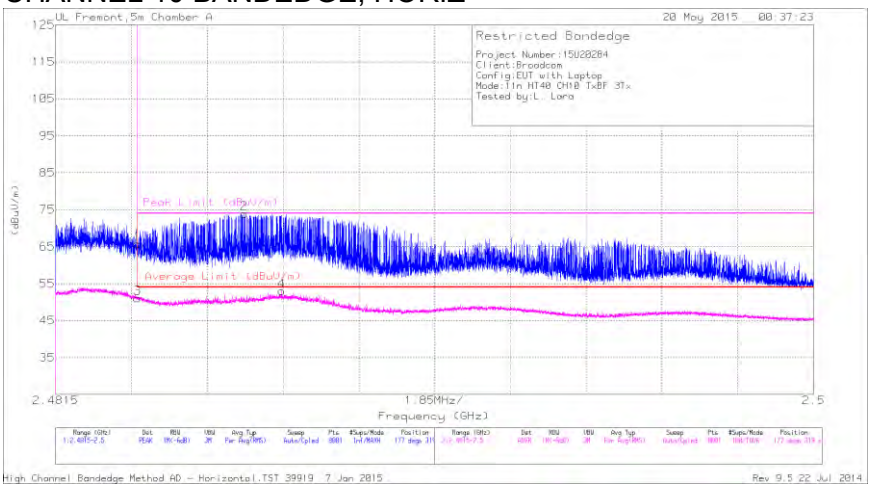

Trace Markers

Marker	Frequency (GHz)	Meter Reading (dBuV)	Det	AF T136 (dB/m)	Bypass (dB)	DC Corr (dB)	Corrected Reading (dBuV/m)	Average Limit (dBuV/m)	Margin (dB)	Peak Limit (dBuV/m)	PK Margin (dB)	Azimuth (Degs)	Height (cm)	Polarity
1	* 2.484	28.66	PK	32.1	5	0	65.76	-	-	74	-8.24	177	319	H
3	* 2.484	13.48	RMS	32.1	5	.53	51.11	54	-2.89	-	-	177	319	H
2	* 2.486	36.86	PK	32.1	5	0	73.96	-	-	74	-.04	177	319	H
4	* 2.487	15.37	RMS	32.1	5	.53	53	54	-1	-	-	177	319	H

* - indicates frequency in CFR15.205/IC8.10 Restricted Band

PK - Peak detector
RMS - RMS detection

This report shall not be reproduced except in full, without the written approval of UL Verification Services Inc.

AUTHORIZED BANDEDGE (CHANNEL 11)

CHANNEL 11 BANDEDGE, HORIZ

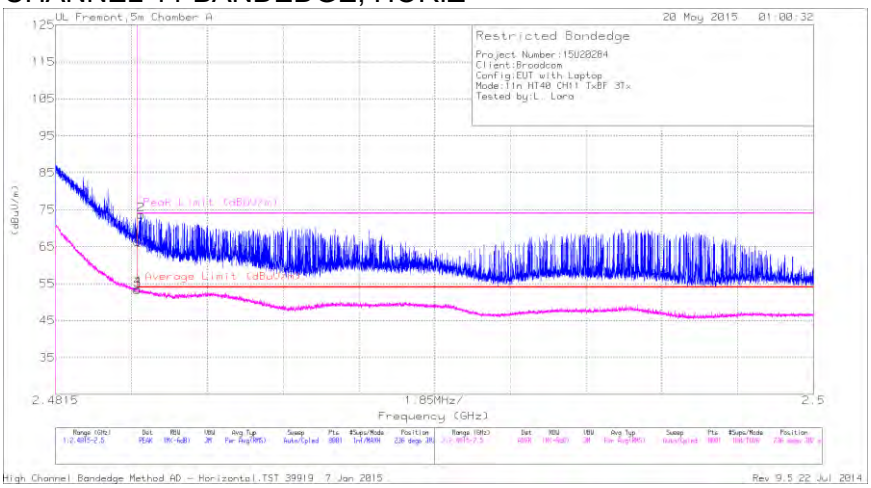

Trace Markers

Marker	Frequency (GHz)	Meter Reading (dBuV)	Det	AF T136 (dB/m)	Bypass (dB)	DC Corr (dB)	Corrected Reading (dBuV/m)	Average Limit (dBuV/m)	Margin (dB)	Peak Limit (dBuV/m)	PK Margin (dB)	Azimuth (Degs)	Height (cm)	Polarity
1	* 2.484	29.21	PK	32.1	5	0	66.31	-	-	74	-7.69	236	382	H
2	* 2.484	36.54	PK	32.1	5	0	73.64	-	-	74	-.36	236	382	H
3	* 2.484	15.68	RMS	32.1	5	.53	53.31	54	-.69	-	-	236	382	H
4	* 2.484	16.03	RMS	32.1	5	.53	53.66	54	-.34	-	-	236	382	H

* - indicates frequency in CFR15.205/IC8.10 Restricted Band

PK - Peak detector
RMS - RMS detection

This report shall not be reproduced except in full, without the written approval of UL Verification Services Inc.

HARMONICS AND SPURIOUS EMISSIONS

LOW CHANNEL

HORIZONTAL

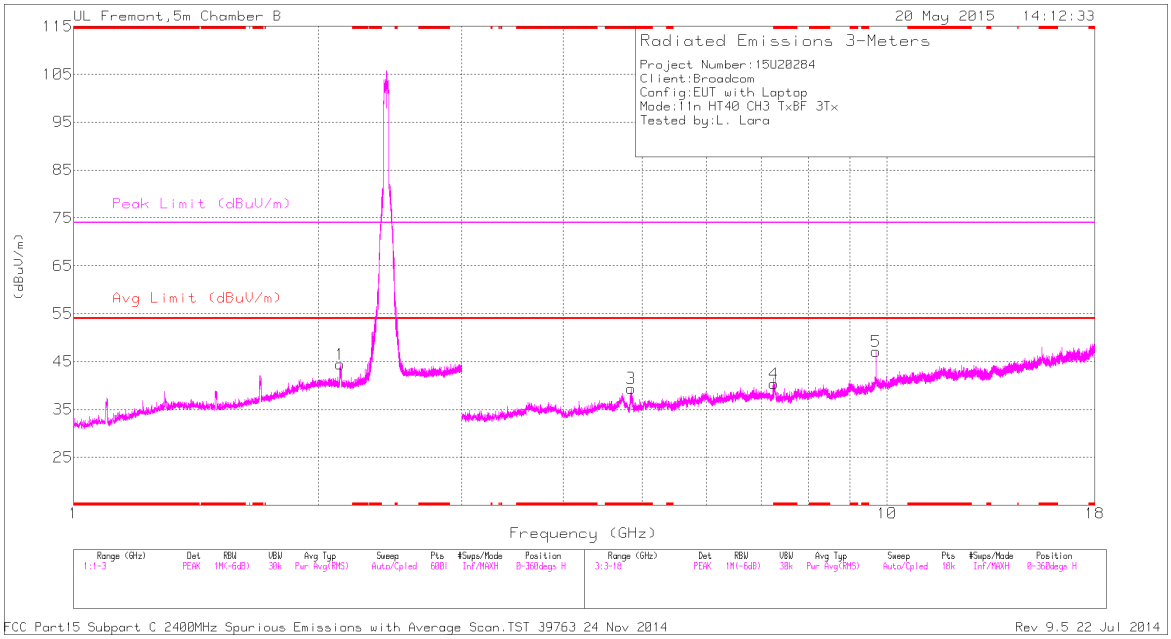

VERTICAL

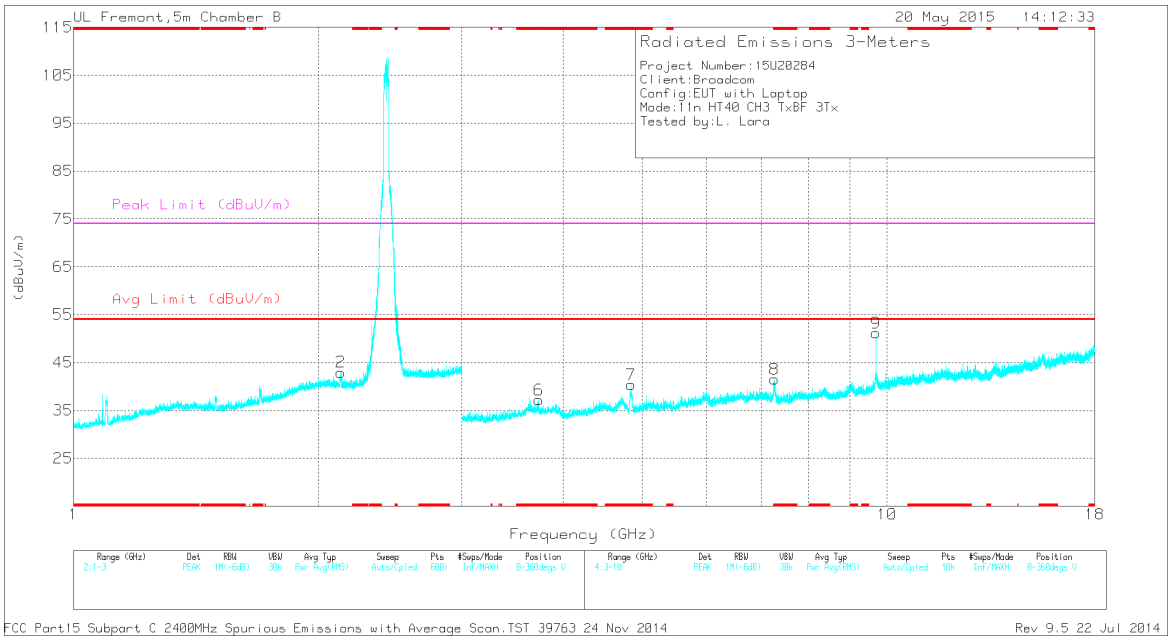

This report shall not be reproduced except in full, without the written approval of UL Verification Services Inc.

Trace Markers

Marker	Frequency (GHz)	Meter Reading (dBuV)	Det	AF T345 (dB/m)	Amp/Cbl/Fltr /Pad (dB)	DC Corr (dB)	Corrected Reading (dBuV/m)	Avg Limit (dBuV/m)	Margin (dB)	Peak Limit (dBuV/m)	PK Margin (dB)	Azimuth (Degs)	Height (cm)	Polarity
3	* 4.838	44.76	PK2	34.3	-29.8	0	49.26	-	-	74	-24.74	32	202	H
	* 4.848	31.98	MAv1	34.2	-30	.53	36.71	54	-17.29	-	-	32	202	H
4	* 7.257	42.48	PK2	35.3	-27.9	0	49.88	-	-	74	-24.12	280	280	H
	* 7.266	30.43	MAv1	35.3	-27.8	.53	38.46	54	-15.54	-	-	280	280	H
6	* 3.732	43.56	PK2	33.5	-31.1	0	45.96	-	-	74	-28.04	258	228	V
	* 3.73	30.31	MAv1	33.5	-31.1	.53	33.24	54	-20.76	-	-	258	228	V
7	* 4.834	44.17	PK2	34.3	-29.8	0	48.67	-	-	74	-25.33	300	248	V
	* 4.844	32.15	MAv1	34.2	-29.9	.53	36.98	54	-17.02	-	-	300	248	V
8	* 7.276	42.26	PK2	35.3	-27.9	0	49.66	-	-	74	-24.34	331	210	V
	* 7.276	30.77	MAv1	35.3	-27.9	.53	38.7	54	-15.3	-	-	331	210	V
1	2.125	33.71	PK	31.6	-20.9	0	44.41	-	-	-	-	0-360	101	H
2	2.132	32.3	PK	31.6	-20.9	0	43	-	-	-	-	0-360	101	V
5	9.688	33.87	PK	36.8	-23.6	0	47.07	-	-	-	-	0-360	101	H
9	9.688	37.99	PK	36.8	-23.6	0	51.19	-	-	-	-	0-360	199	V

* - indicates frequency in CFR15.205/IC8.10 Restricted Band

-Compliance for emissions in non-restricted bands shown in conducted out of band testing

PK - Peak detector
PK2 - KDB558074 Method: Maximum Peak
MAv1 - KDB558074 Option 1 Maximum RMS Average

This report shall not be reproduced except in full, without the written approval of UL Verification Services Inc.

MID CHANNEL

HORIZONTAL

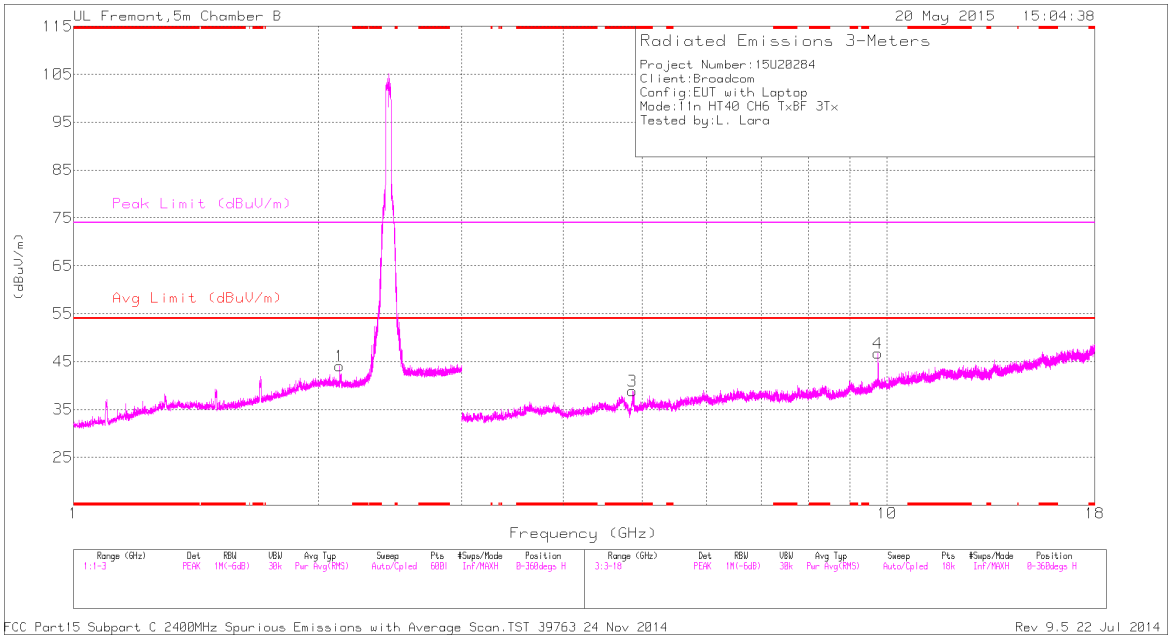

VERTICAL

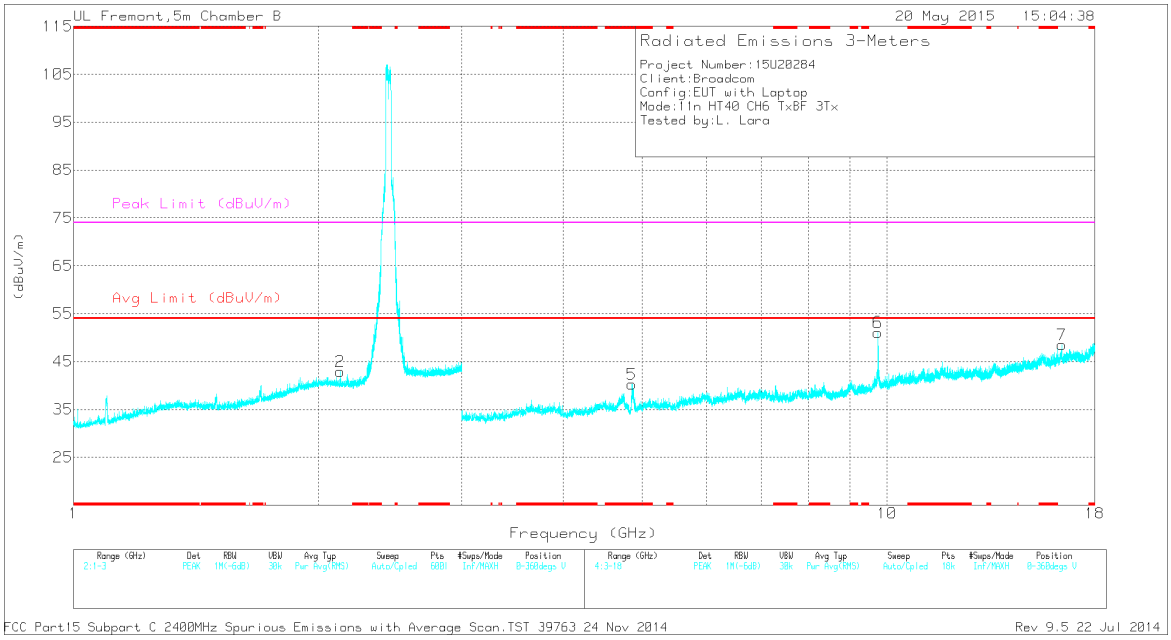

This report shall not be reproduced except in full, without the written approval of UL Verification Services Inc.

Trace Markers

Marker	Frequency (GHz)	Meter Reading (dBuV)	Det	AF T345 (dB/m)	Amp/Cbl/Fltr /Pad (dB)	DC Corr (dB)	Corrected Reading (dBuV/m)	Avg Limit (dBuV/m)	Margin (dB)	Peak Limit (dBuV/m)	PK Margin (dB)	Azimuth (Degs)	Height (cm)	Polarity
3	* 4.868	44.95	PK2	34.2	-30.3	0	48.85	-	-	74	-25.15	32	197	H
	* 4.873	31.34	MAv1	34.2	-30.4	.53	35.67	54	-18.33	-	-	32	197	H
5	* 4.859	44.33	PK2	34.2	-30.2	0	48.33	-	-	74	-25.67	259	245	V
	* 4.863	31.14	MAv1	34.2	-30.2	.53	35.67	54	-18.33	-	-	259	245	V
1	2.124	33.37	PK	31.6	-20.9	0	44.07	-	-	-	-	0-360	101	H
2	2.126	32.18	PK	31.6	-20.9	0	42.88	-	-	-	-	0-360	101	V
4	9.748	33.65	PK	36.9	-23.8	0	46.75	-	-	-	-	0-360	200	H
6	9.748	38.02	PK	36.9	-23.8	0	51.12	-	-	-	-	0-360	200	V
7	16.389	27.47	PK	41.2	-20.2	0	48.47	-	-	-	-	0-360	200	V

* - indicates frequency in CFR15.205/IC8.10 Restricted Band

-Compliance for emissions in non-restricted bands shown in conducted out of band testing

PK - Peak detector
PK2 - KDB558074 Method: Maximum Peak
MAv1 - KDB558074 Option 1 Maximum RMS Average

UL VERIFICATION SERVICES INC. FORM NO: CCSUP4701J
47173 BENICIA STREET, FREMONT, CA 94538, USA TEL: (510) 771-1000 FAX: (510) 661-0888
This report shall not be reproduced except in full, without the written approval of UL Verification Services Inc.

HIGH CHANNEL

HORIZONTAL

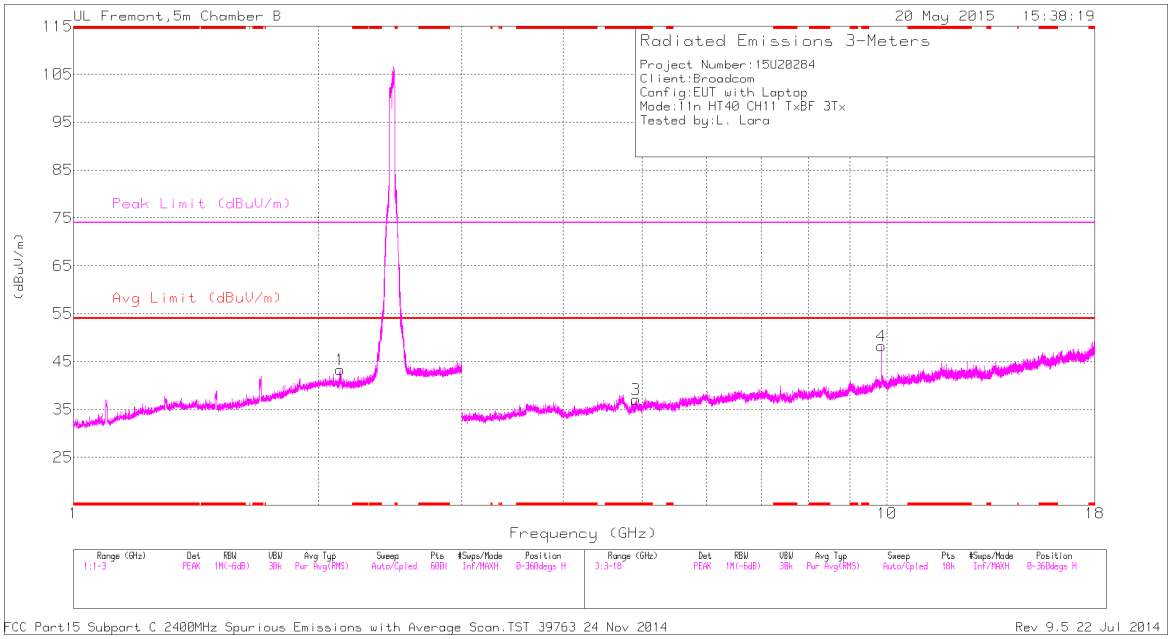

VERTICAL

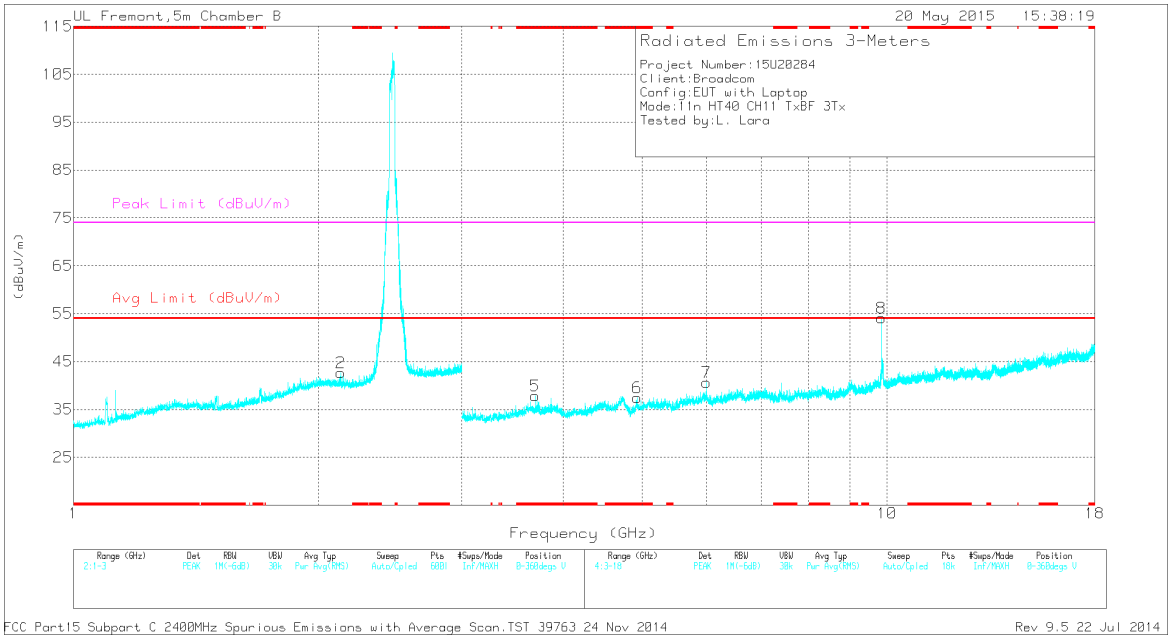

This report shall not be reproduced except in full, without the written approval of UL Verification Services Inc.

Trace Markers

Marker	Frequency (GHz)	Meter Reading (dBuV)	Det	AF T345 (dB/m)	Amp/Cbl/Fltr /Pad (dB)	DC Corr (dB)	Corrected Reading (dBuV/m)	Avg Limit (dBuV/m)	Margin (dB)	Peak Limit (dBuV/m)	PK Margin (dB)	Azimuth (Degs)	Height (cm)	Polarity
3	* 4.927	42.53	PK2	34.1	-30.5	0	46.13	-	-	74	-27.87	34	217	H
	* 4.923	30.47	MAv1	34.1	-30.5	.53	34.6	54	-19.4	-	-	34	217	H
5	* 3.693	42.23	PK2	33.6	-31.1	0	44.73	-	-	74	-29.27	289	137	V
	* 3.693	34.37	MAv1	33.6	-31.1	.53	37.4	54	-16.6	-	-	289	137	V
6	* 4.928	40.7	PK2	34.1	-30.5	0	44.3	-	-	74	-29.7	225	199	V
	* 4.927	30.1	MAv1	34.1	-30.5	.53	34.23	54	-19.77	-	-	225	199	V
1	2.125	32.64	PK	31.6	-20.9	0	43.34	-	-	-	-	0-360	101	H
2	2.129	31.96	PK	31.6	-20.9	0	42.66	-	-	-	-	0-360	200	V
7	6	33.76	PK	35.7	-28.8	0	40.66	-	-	-	-	0-360	101	V
4	9.848	35.31	PK	37	-24.1	0	48.21	-	-	-	-	0-360	199	H
8	9.848	41.26	PK	37	-24.1	0	54.16	-	-	-	-	0-360	199	V

* - indicates frequency in CFR15.205/IC8.10 Restricted Band

-Compliance for emissions in non-restricted bands shown in conducted out of band testing

PK - Peak detector
PK2 - KDB558074 Method: Maximum Peak
MAv1 - KDB558074 Option 1 Maximum RMS Average

This report shall not be reproduced except in full, without the written approval of UL Verification Services Inc.

9.10. WORST-CASE BELOW 1 GHz

SPURIOUS EMISSIONS 30 TO 1000 MHz (WORST-CASE CONFIGURATION)

Marker	Frequency (MHz)	Meter Reading (dBuV)	Det	AF T130 (dB/m)	Amp/Cbl (dB/m)	Corrected Reading (dBuV/m)	QPk Limit (dBuV/m)	Margin (dB)	Azimuth (Degs)	Height (cm)	Polarity
8	90.095	50.42	PK	7.7	-30.6	27.52	43.52	-16	0-360	101	V
9	99.5938	45.33	PK	9.3	-30.6	24.03	43.52	-19.49	0-360	101	V
1	99.9125	46.81	PK	9.4	-30.6	25.61	43.52	-17.91	0-360	300	H
2	199.161	57.13	QP	12.5	-29.9	39.73	43.52	-3.79	1	100	H
10	199.83	48	PK	12.6	-29.9	30.7	43.52	-12.82	0-360	101	V
3	208	40.82	PK	10.7	-29.9	21.62	43.52	-21.9	0-360	101	H
4	298.7	52.1	PK	13.3	-29.4	36	46.02	-10.02	0-360	101	H
11	497.7	37.44	PK	17.6	-28.8	26.24	46.02	-19.78	0-360	101	V
5	497.8	39.41	PK	17.6	-28.8	28.21	46.02	-17.81	0-360	200	H
12	797.1	32.5	PK	21.3	-28.2	25.6	46.02	-20.42	0-360	200	V
6	799.4	36.24	PK	21.3	-28.2	29.34	46.02	-16.68	0-360	101	H
7	899.5	32.44	PK	22.3	-27.4	27.34	46.02	-18.68	0-360	101	H

* - indicates frequency in CFR15.205/IC8.10 Restricted Band

PK - Peak detector
QP - Quasi-Peak detector

UL VERIFICATION SERVICES INC. FORM NO: CCSUP4701J
47173 BENICIA STREET, FREMONT, CA 94538, USA TEL: (510) 771-1000 FAX: (510) 661-0888
This report shall not be reproduced except in full, without the written approval of UL Verification Services Inc.

9.11. WORST-CASE 18-26 GHz

SPURIOUS EMISSIONS 18 – 26GHz

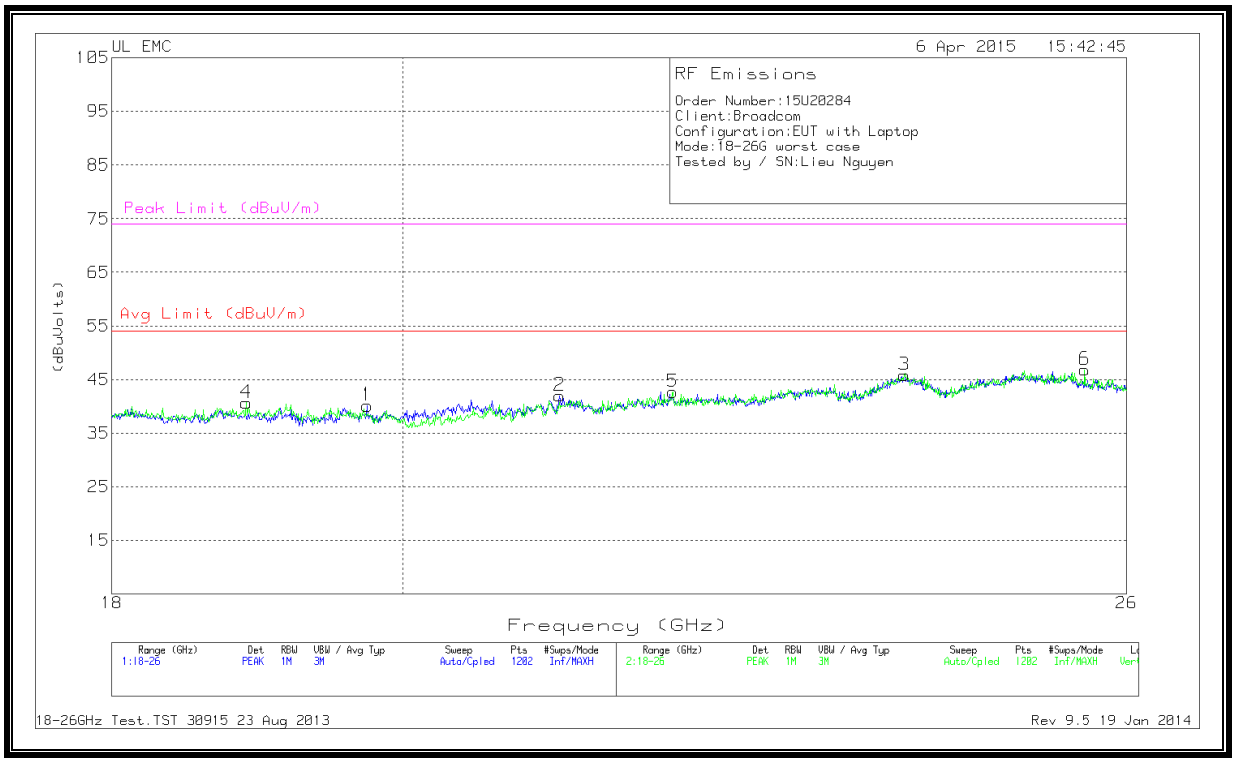

Marker	Frequency (GHz)	Meter Reading (dBuV)	Det	T89 AF (dB/m)	Amp/Cbl (dB)	Dist Corr (dB)	Corrected Reading (dBuVolts)	Avg Limit (dBuV/m)	Margin (dB)	Peak Limit (dBuV/m)	PK Margin (dB)
1	19.745	40.77	PK	33	-24.1	-9.5	40.16	54	-13.83	74	-33.83
2	21.171	41.9	PK	33.3	-23.7	-9.5	42	54	-12	74	-32
3	23.988	43.83	PK	34.2	-22.7	-9.5	45.83	54	-8.16	74	-28.16
4	18.899	41.97	PK	32.8	-24.6	-9.5	40.66	54	-13.33	74	-33.33
5	22.057	41.97	PK	33.7	-23.5	-9.5	42.66	54	-11.33	74	-31.33
6	25.607	44.93	PK	34.7	-23.3	-9.5	46.83	54	-7.16	74	-27.16

PK - Peak detector

This report shall not be reproduced except in full, without the written approval of UL Verification Services Inc.

10. AC POWER LINE CONDUCTED EMISSIONS

LIMITS

FCC §15.207 (a)

RSS-GEN Clause 8.8

Frequency of Emission (MHz)	Conducted Limit (dBuV)	
	Quasi-peak	Average
0.15-0.5	66 to 56 *	56 to 46 *
0.5-5	56	46
5-30	60	50

* Decreases with the logarithm of the frequency.

UL VERIFICATION SERVICES INC. FORM NO: CCSUP4701J
47173 BENICIA STREET, FREMONT, CA 94538, USA TEL: (510) 771-1000 FAX: (510) 661-0888
This report shall not be reproduced except in full, without the written approval of UL Verification Services Inc.

RESULTS

6 WORST EMISSION

LINE 1

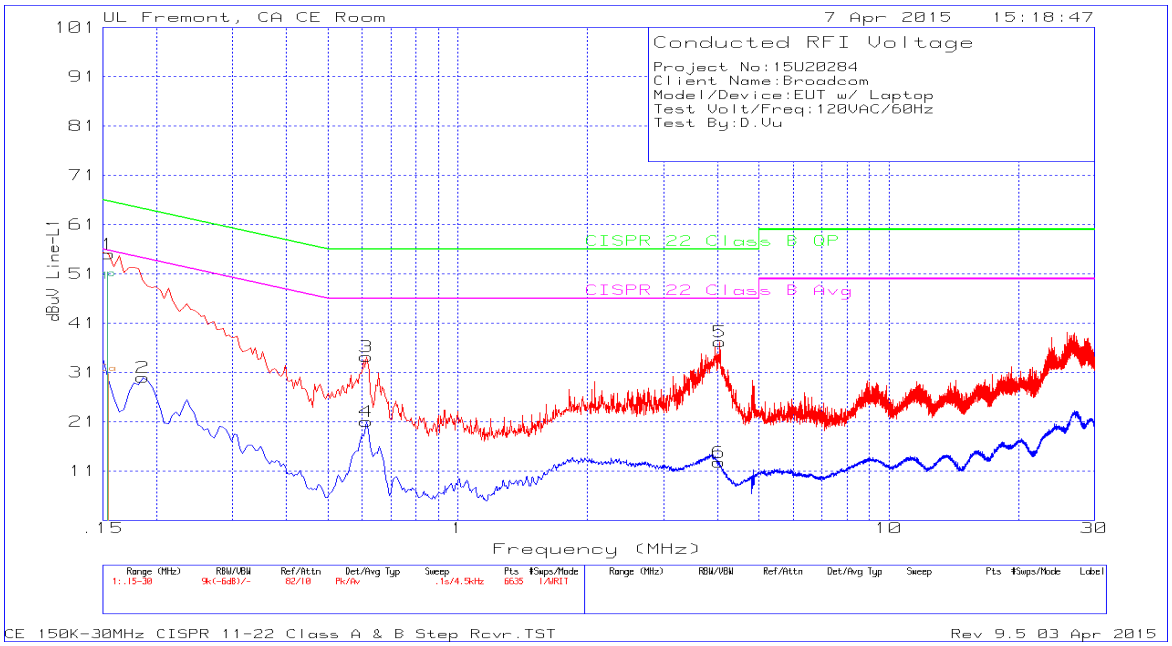

LINE 2

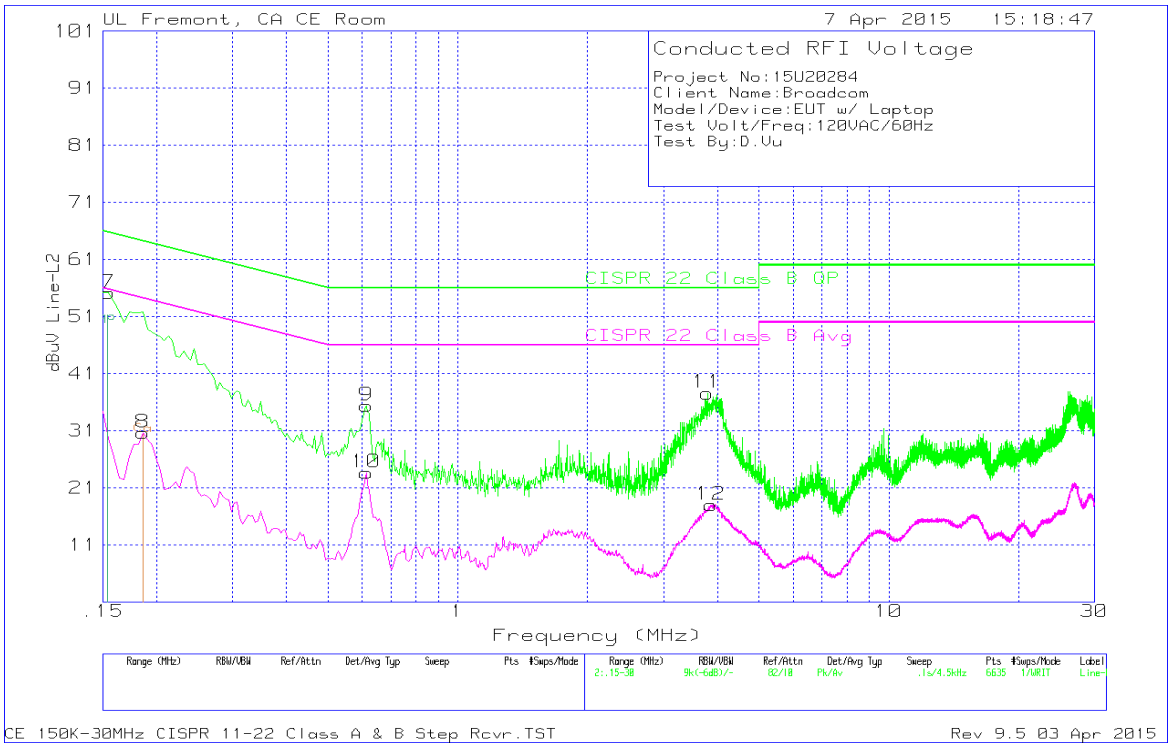

This report shall not be reproduced except in full, without the written approval of UL Verification Services Inc.

Trace Markers

Range 1: Line-L1 .15 - 30MHz

Marker	Frequency (MHz)	Meter Reading (dBuV)	Det	T24 IL L1	LC Cables 1&3	Corrected Reading dBuV	CISPR 22 Class B QP	Margin (dB)	CISPR 22 Class B Avg	Margin (dB)
1	.1545	53.74	Pk	1.3	0	55.04	-	-	55.75	-.71
2	.186	29.02	Av	1	0	30.02	64.21	-34.19	54.21	-24.19
3	.6135	33.92	Pk	.3	0	34.22	-	-	46	-11.78
4	.6135	20.76	Av	.3	0	21.06	56	-34.94	46	-24.94
5	4.056	36.91	Pk	.2	.1	37.21	-	-	46	-8.79
6	4.0335	12.49	Av	.2	.1	12.79	56	-43.21	46	-33.21

Range 2: Line-L2 .15 - 30MHz

Marker	Frequency (MHz)	Meter Reading (dBuV)	Det	T24 IL L2	LC Cables 2&3	Corrected Reading dBuV	CISPR 22 Class B QP	Margin (dB)	CISPR 22 Class B Avg	Margin (dB)
7	.1545	53.77	Pk	1.4	0	55.17	-	-	55.75	-.58
8	.186	29.54	Av	1.1	0	30.64	64.21	-33.57	54.21	-23.57
9	.6135	35.09	Pk	.3	0	35.39	-	-	46	-10.61
10	.6135	23.35	Av	.3	0	23.65	56	-32.35	46	-22.35
11	3.7905	37.3	Pk	.2	.1	37.6	-	-	46	-8.4
12	3.867	17.7	Av	.2	.1	18	56	-38	46	-28

Pk - Peak detector

Av - Average detection

UL VERIFICATION SERVICES INC. FORM NO: CCSUP4701J
47173 BENICIA STREET, FREMONT, CA 94538, USA TEL: (510) 771-1000 FAX: (510) 661-0888
This report shall not be reproduced except in full, without the written approval of UL Verification Services Inc.