FCC Radio Test Report

FCC ID: QISAP4050DN-HD

This report concerns (check one): ☒**Original Grant** ☐**Class II Change**

Project No.	:	1605C043A
Equipment	:	Wireless LAN Access Point
Model Name	:	AP4050DN-HD
Applicant	:	Huawei Technologies Co.,Ltd.
Address	:	Administration Building, Headquarters of Huawei Technologies Co., Ltd., Bantian, Longgang District Shenzhen China

Date of Receipt	:	May. 18, 2016
Date of Test	:	May. 18, 2016 ~ Jun. 16, 2016
Issued Date	:	Jun. 17, 2016
Tested by	:	BTL Inc.

Testing Engineer : Shawn Xiao

(Shawn Xiao)

Technical Manager : David Mao

(David Mao)

Authorized Signatory : Steven Lu

(Steven Lu)

BTL INC.

No.3, Jinshagang 1st Road, Shixia, Dalang Town, Dongguan, Guangdong, China.

TEL: +86-769-8318-3000 FAX: +86-769-8319-6000

Declaration

BTL represents to the client that testing is done in accordance with standard procedures as applicable and that test instruments used has been calibrated with standards traceable to international standard(s) and/or national standard(s).

BTL's reports apply only to the specific samples tested under conditions. It is manufacture's responsibility to ensure that additional production units of this model are manufactured with the identical electrical and mechanical components. **BTL**shall have no liability for any declarations, inferences or generalizations drawn by the client or others from **BTL** issued reports.

BTL's report must not be used by the client to claim product certification, approval, or endorsement by NVLAP, NIST, or any agency of the Federal Government.

This report is the confidential property of the client. As a mutual protection to the clients, the public and **BTL-self**, extracts from the test report shall not be reproduced except in full with **BTL**'s authorized written approval.

BTL's laboratory quality assurance procedures are in compliance with the **ISO Guide 17025** requirements, and accredited by the conformity assessment authorities listed in this test report.

Limitation

For the use of the authority's logo is limited unless the Test Standard(s)/Scope(s)/Item(s) mentioned in this test report is (are) included in the conformity assessment authorities acceptance respective.

Table of Contents Page

1 . CERTIFICATION 6

2 . SUMMARY OF TEST RESULTS 7

2.1 TEST FACILITY 8

2.2 MEASUREMENT UNCERTAINTY 8

3 . GENERAL INFORMATION 9

3.1 GENERAL DESCRIPTION OF EUT 9

3.2 DESCRIPTION OF TEST MODES 13

3.3 TABLE OF PARAMETERS OF TEST SOFTWARE SETTING 15

3.4 BLOCK DIAGRAM SHOWING THE CONFIGURATION OF SYSTEM TESTED 24

3.5 DESCRIPTION OF SUPPORT UNITS 24

4 . EMC EMISSION TEST 25

4.1 CONDUCTED EMISSION MEASUREMENT 25

4.1.1 POWER LINE CONDUCTED EMISSION 25

4.1.2 TEST PROCEDURE 25

4.1.3 DEVIATION FROM TEST STANDARD 25

4.1.4 TEST SETUP 26

4.1.5 EUT OPERATING CONDITIONS 26

4.1.6 EUT TEST CONDITIONS 26

4.1.7 TEST RESULTS 26

4.2 RADIATED EMISSION MEASUREMENT 27

4.2.1 RADIATED EMISSION LIMITS 27

4.2.2 TEST PROCEDURE 28

4.2.3 DEVIATION FROM TEST STANDARD 28

4.2.4 TEST SETUP 28

4.2.5 EUT OPERATING CONDITIONS 29

4.2.6 EUT TEST CONDITIONS 29

4.2.7 TEST RESULTS (9K TO 30MHz) 30

4.2.8 TEST RESULTS (BETWEEN 30 TO 1000 MHz) 30

4.2.9 TEST RESULTS (ABOVE 1000 MHz) 30

5 . 26dB SPECTRUM BANDWIDTH 31

5.1 APPLIED PROCEDURES / LIMIT 31

5.1.1 TEST PROCEDURE 31

5.1.2 DEVIATION FROM STANDARD 31

5.1.3 TEST SETUP 31

5.1.4 EUT OPERATION CONDITIONS 31

5.1.5 EUT TEST CONDITIONS 32

5.1.6 TEST RESULTS 32

6 . MAXIMUM CONDUCTED OUTPUT POWER 33

Table of Contents Page

6.1 APPLIED PROCEDURES / LIMIT 33
6.1.1 TEST PROCEDURE 33
6.1.2 DEVIATION FROM STANDARD 34
6.1.3 TEST SETUP 34
6.1.4 EUT OPERATION CONDITIONS 34
6.1.5 EUT TEST CONDITIONS 34
6.1.6 TEST RESULTS 34

7 . POWER SPECTRAL DENSITY TEST 35

7.1 APPLIED PROCEDURES / LIMIT 35
7.1.1 TEST PROCEDURE 35
7.1.2 DEVIATION FROM STANDARD 36
7.1.3 TEST SETUP 36
7.1.4 EUT OPERATION CONDITIONS 36
7.1.5 EUT TEST CONDITIONS 36
7.1.6 TEST RESULTS 36

8 . FREQUENCY STABILITY MEASUREMENT 37

8.1 APPLIED PROCEDURES / LIMIT 37
8.1.1 TEST PROCEDURE 37
8.1.2 DEVIATION FROM STANDARD 37
8.1.3 TEST SETUP 38
8.1.4 EUT OPERATION CONDITIONS 38
8.1.5 EUT TEST CONDITIONS 38
8.1.6 TEST RESULTS 38

9 . MEASUREMENT INSTRUMENTS LIST 39

10 . EUT TEST PHOTOS 41

ATTACHMENT A - CONDUCTED EMISSION 45

ATTACHMENT B - RADIATED EMISSION (9KHZ TO 30MHZ) 48

ATTACHMENT C - RADIATED EMISSION (30MHZ TO 1000MHZ) 50

ATTACHMENT D - RADIATED EMISSION (ABOVE 1000MHZ) 75

ATTACHMENT E - BANDWIDTH 318

ATTACHMENT F - MAXIMUM OUTPUT POWER 364

ATTACHMENT G - POWER SPECTRAL DENSITY 417

ATTACHMENT H - FREQUENCY STABILITY 671

REPORT ISSUED HISTORY

Issued No.	Description	Issued Date
BTL-FCCP-2-1605C043A	Original Issue.	Jun. 17, 2016

1. CERTIFICATION

Equipment	:	Wireless LAN Access Point
Brand Name	:	HUAWEI
Model Name	:	AP4050DN-HD
Applicant	:	Huawei Technologies Co.,Ltd.
Manufacturer	:	Huawei Technologies Co.,Ltd.
Address	:	Administration Building, Huawei Base, Bantian, Longgang District ,Shenzhen 518129, P.R.China
Factory	:	Huawei Technologies Co.,Ltd.
Address	:	Huawei Base, Bantian, Longgang District, Shenzhen 518129, P.R.China
Date of Test	:	May. 18, 2016 ~ Jun. 16, 2016
Test Sample	:	Engineering Sample
Standard(s)	:	FCC Part15, Subpart E(15.407) / ANSI C63.10-2013

The above equipment has been tested and found compliance with the requirement of the relative standards by BTL Inc.
The test data, data evaluation, and equipment configuration contained in our test report (Ref No. BTL-FCCP-2-1605C043A) were obtained utilizing the test procedures, test instruments, test sites that has been accredited by the Authority of TAF according to the ISO-17025 quality assessment standard and technical standard(s).

Test result included in this report is only for the 5GHz and DFS Part.

2. SUMMARY OF TEST RESULTS

Test procedures according to the technical standard(s):

FCC Part15, Subpart E			
Standard(s) Section	Test Item	Judgment	Remark
15.207	AC Power Line Conducted Emissions	PASS	
15.407(a)	26dB Spectrum Bandwidth	PASS	
15.407(a)	Maximum Conducted Output Power	PASS	
15.407(a)	Power Spectral Density	PASS	
15.407(a)	Radiated Emissions	PASS	
15.407(b)	Band Edge Emissions	PASS	
15.407(g)	Frequency Stability	PASS	
15.203	Antenna Requirements	PASS	

NOTE:

(1)" N/A" denotes test is not applicable in this test report.

2.1 TEST FACILITY

The test facilities used to collect the test data in this report is at the location of No.3,Jinshagang 1st Road, Shixia, Dalang Town, Dongguan, Guangdong, China.
BTL's test firm number for FCC: 319330

2.2 MEASUREMENT UNCERTAINTY

Where relevant, the following measurement uncertainty levels have been estimated for tests performed on the EUT as specified in CISPR 16-4-2. The BTL measurement uncertainty is less than the CISPR 16-4-2 U_{cispr} requirement.

The reported uncertainty of measurement y ± U, where expanded uncertainty U is based on a standard uncertainty multiplied by a coverage factor of k=2, providing a level of confidence of approximately 95 %.

A. Conducted Measurement:

Test Site	Method	Measurement Frequency Range	U, (dB)
DG-C02	CISPR	150 KHz ~ 30MHz	1.94

B. Radiated Measurement:

Test Site	Method	Measurement Frequency Range	Ant. H / V	U, (dB)
DG-CB03	CISPR	9kHz~30MHz	V	3.79
		9kHz~30MHz	H	3.57
		30MHz ~ 200MHz	V	3.82
		30MHz ~ 200MHz	H	3.60
		200MHz ~ 1,000MHz	V	3.86
		200MHz ~ 1,000MHz	H	3.94
		1GHz~18GHz	V	3.12
		1GHz~18GHz	H	3.68
		18GHz~40GHz	V	4.15
		18GHz~40GHz	H	4.14

Note: Unless specifically mentioned, the uncertainty of measurement has not been taken into account to declare the compliance or non-compliance to the specification.

3. GENERAL INFORMATION

3.1 GENERAL DESCRIPTION OF EUT

Equipment	Wireless LAN Access Point	
Brand Name	HUAWEI	
Model Name	AP4050DN-HD	
Mode Different	NA	
Product Description	Operation Frequency	UNII-1: 5150-5250MHz UNII-2A: 5250-5350MHz UNII-2C: 5470-5725MHz UNII-3: 5725-5850MHz
	Modulation Type	OFDM
	Bit Rate of Transmitter	866.7Mbps
Power Source	#1 DC voltage supplied from AC Adapter. Model: HW-120200U1W #2 Supplied from PoE. Model: PoE35-54A	
Power Rating	DC 12V 2A	

Output Power	Output Power (Max.)for UNII-1 (1TX)	802.11a: 19.39dBm 802.11n (20M): 19.22dBm 802.11n (40M): 19.60dBm 802.11ac (20M): 19.43dBm 802.11ac (40M): 19.47dBm 802.11ac (80M): 20.25dBm
	Output Power (Max.)for UNII-2A (1TX)	802.11a: 17.83dBm 802.11n (20M): 17.91dBm 802.11n (40M): 17.77dBm 802.11ac (20M): 17.94dBm 802.11ac (40M): 17.83dBm 802.11ac (80M): 17.83dBm
	Output Power (Max.)for UNII-2C (1TX)	802.11a: 16.72dBm 802.11n (20M): 16.49dBm 802.11n (40M): 17.97dBm 802.11ac (20M): 16.53dBm 802.11ac (40M): 18.00dBm 802.11ac (80M): 18.01dBm
	Output Power (Max.)for UNII-3 (1TX)	802.11a: 19.97dBm 802.11n (20M): 20.12dBm 802.11n (40M): 20.00dBm 802.11ac (20M): 20.15dBm 802.11ac (40M): 20.05dBm 802.11ac (80M): 20.00dBm

Output Power	Output Power (Max.)for UNII-1 (2TX)	802.11a: 22.24dBm 802.11n (20M): 22.31dBm 802.11n (40M): 23.04dBm 802.11ac (20M): 22.34dBm 802.11ac (40M): 23.08dBm 802.11ac (80M): 22.96dBm
	Output Power (Max.)for UNII-2A (2TX)	802.11a: 15.54dBm 802.11n (20M): 15.76dBm 802.11n (40M): 17.94dBm 802.11ac (20M): 15.63dBm 802.11ac (40M): 17.99dBm 802.11ac (80M): 18.03dBm
	Output Power (Max.)for UNII-2C (2TX)	802.11a: 15.42dBm 802.11n (20M): 15.41dBm 802.11n (40M): 17.53dBm 802.11ac (20M): 15.34dBm 802.11ac (40M): 17.77dBm 802.11ac (80M): 17.98dBm
	Output Power (Max.)for UNII-3 (2TX)	802.11a: 22.85dBm 802.11n (20M): 23.39dBm 802.11n (40M): 23.31dBm 802.11ac (20M): 23.15dBm 802.11ac (40M): 22.98dBm 802.11ac (80M): 22.93dBm

Output Power	Output Power (Max.) for UNII-1 (2TX with Beamforming)	802.11n (20M): 20.40dBm 802.11n (40M): 20.49dBm 802.11ac (20M): 20.49dBm 802.11ac (40M): 20.55dBm 802.11ac (80M): 20.89dBm
	Output Power (Max.) for UNII-2A (2TX with Beamforming)	802.11n (20M): 14.89dBm 802.11n (40M): 14.83dBm 802.11ac (20M): 14.86dBm 802.11ac (40M): 14.86dBm 802.11ac (80M): 14.94dBm
	Output Power (Max.) for UNII-2C (2TX with Beamforming)	802.11n (20M): 14.74dBm 802.11n (40M): 14.96dBm 802.11ac (20M): 14.70dBm 802.11ac (40M): 14.86dBm 802.11ac (80M): 14.94dBm
	Output Power (Max.) for UNII-3 (2TX with Beamforming)	802.11n (20M): 20.88dBm 802.11n (40M): 20.56dBm 802.11ac (20M): 20.76dBm 802.11ac (40M): 20.85dBm 802.11ac (80M): 20.99dBm

Note:

1. For a more detailed features description, please refer to the manufacturer's specifications or the user's manual.
2. Channel List:

UNII-1		UNII-1		UNII-1	
Channel	Frequency (MHz)	Channel	Frequency (MHz)	Channel	Frequency (MHz)
36	5180	38	5190	42	5210
40	5200	46	5230		
44	5220				
48	5240				

UNII-2A		UNII-2A		UNII-2A	
Channel	Frequency (MHz)	Channel	Frequency (MHz)	Channel	Frequency (MHz)
52	5260	54	5270	58	5290
56	5280	62	5310		
60	5300				
64	5320				

UNII-2C		UNII-2C		UNII-2C	
Channel	Frequency (MHz)	Channel	Frequency (MHz)	Channel	Frequency (MHz)
100	5500	102	5510	106	5530
104	5520	110	5550	122	5610
108	5540	118	5590		
112	5560	126	5630		
116	5580	134	5670		
120	5600				
124	5620				
128	5640				
132	5660				
136	5680				
140	5700				

UNII-3		UNII-3		UNII-3	
Channel	Frequency (MHz)	Channel	Frequency (MHz)	Channel	Frequency (MHz)
149	5745	151	5755	155	5775
153	5765	159	5795		
157	5785				
161	5805				
165	5825				

3. Antenna Specification:

For 1TX

Ant.	Brand	Model Name	Antenna Type	Connector	Gain (dBi)	Note
1	ShengLu	SL12006A	internal	N/A	11.63	N/A

Note:

(1) Antenna Gain=11.63dBi. So,the UNII-2A,UNII-2C out power limit is 24-11.63+6=18.37, the UNII-1,UNII-3 output power limit is 30-11.63+6=24.37.
The UNII-1 power density limit is 17-11.63+6=11.37, the UNII-2A,UNII-2C power density limit is 11-11.63+6=5.37, the UNII-3 power density limit is 30-11.63+6=24.37.

For 2TX

Ant.	Brand	Model Name	Antenna Type	Connector	Gain (dBi)	Note
1	ShengLu	SL12006A	internal	N/A	11.63	N/A
2	ShengLu	SL12006A	internal	N/A	11.63	N/A

Note:

(1) The EUT incorporates a MIMO function. Physically, the EUT provides two completed transmitters and receivers (2T2R), all transmit signals are completely uncorrelated, then, Direction gain = G_{ANT}, that is Directional gain=11.63.
So for fixed device, the UNII-2A,UNII-2C out power limit is 24-11.63+6=18.37, the UNII-1,UNII-3 output power limit is 30-11.63+6=24.37. The UNII-1 power density limit is 17-11.63+6=11.37, the UNII-2A,UNII-2C power density limit is 11-11.63+6=5.37, the UNII-3 power density limit is 30-11.63+6=24.37.

Remark:

For 2TX with beamforming

The EUTwith beamforming function, then, Direction gain = G_{ANT} + 10log(N_{ANT}/N_{SS}), where N_{SS} = the number of independent spatial streams of data.

Directional gain=2.7+10log(2/2)=11.63 - 0 =11.63 dBi.

3. Antenna Specification:

For 1TX

Ant.	Manufacturer	Model Name	Antenna Type	Connector	Gain (dBi)	Note
1	ShengLu	SL12006A	intel	N/A	11.63	N/A

Note:

(1) Antenna Gain=11.63dBi. So,the UNII-2A,UNII-2C out power limit is 24-11.63+6=18.37, the UNII-1,UNII-3 output power limit is 30-11.63+6=24.37.
The UNII-1 power density limit is 17-11.63+6=11.37, the UNII-2A,UNII-2C power density limit is 11-11.63+6=5.37, the UNII-3 power density limit is 30-11.63+6=24.37.

For 2TX

Ant.	Manufacturer	Model Name	Antenna Type	Connector	Gain (dBi)	Note
1	ShengLu	SL12006A	intel	N/A	11.63	N/A
2	ShengLu	SL12006A	intel	N/A	11.63	N/A

Note:

(1) The EUT incorporates a MIMO function. Physically, the EUT provides two completed transmitters and receivers (2T2R), all transmit signals are completely uncorrelated, then, Direction gain = G_{ANT}, that is Directional gain=11.63.
So for fixed device, the UNII-2A,UNII-2C out power limit is 24-11.63+6=18.37, the UNII-1,UNII-3 output power limit is 30-11.63+6=24.37. The UNII-1 power density limit is 17-11.63+6=11.37, the UNII-2A,UNII-2C power density limit is 11-11.63+6=5.37, the UNII-3 power density limit is 30-11.63+6=24.37.

Remark:

For 2TX with beamforming

The EUTwith beamforming function, then, Direction gain = G_{ANT} + 10log(N_{ANT}/N_{SS}), where N_{SS} = the number of independent spatial streams of data.

Directional gain=2.7+10log(2/2)=11.63 - 0 =11.63 dBi.

3.2 DESCRIPTION OF TEST MODES

To investigate the maximum EMI emission characteristics generates from EUT, the test system was pre-scanning tested base on the consideration of following EUT operation mode or test configuration mode which possible have effect on EMI emission level. Each of these EUT operation mode(s) or test configuration mode(s) mentioned above was evaluated respectively.

Pretest Mode	Description
Mode 1	TX 802.11a Mode / CH36, CH40, CH48 (UNII-1)
Mode 2	TX 802.11n(20MHz) Mode / CH36, CH40, CH48 (UNII-1)
Mode 3	TX 802.11n(40MHz) / CH38, CH46 (UNII-1)
Mode 4	TX 802.11ac Wave2(20MHz) / CH36, CH40, CH48 (UNII-1)
Mode 5	TX 802.11ac Wave2(40MHz) Mode / CH38, CH46 (UNII-1)
Mode 6	TX 802.11ac Wave2(80MHz) / CH42 (UNII-1)
Mode 7	TX 802.11a Mode / CH52, CH60, CH64 (UNII-2A)
Mode 8	TX 802.11n(20MHz) Mode / CH52, CH60, CH64 (UNII-2A)
Mode 9	TX 802.11n(40MHz) / CH54, CH62 (UNII-2A)
Mode 10	TX 802.11ac Wave2(20MHz) / CH52, CH60, CH64 (UNII-2A)
Mode 11	TX 802.11ac Wave2(40MHz) Mode / CH54, CH62 (UNII-2A)
Mode 12	TX 802.11ac Wave2(80MHz) / CH58 (UNII-2A)
Mode 13	TX 802.11a Mode / CH100, CH116, CH140 (UNII-2C)
Mode 14	TX 802.11n(20MHz) Mode / CH100, CH116, CH140 (UNII-2C)
Mode 15	TX 802.11n(40MHz) / CH102, CH110, CH134 (UNII-2C)
Mode 16	TX 802.11ac Wave2(20MHz) / CH100, CH116, CH140 (UNII-2C)
Mode 17	TX 802.11ac Wave2(40MHz) Mode / CH102, CH110, CH134 (UNII-2C)
Mode 18	TX 802.11ac Wave2(80MHz) / CH106, CH122 (UNII-2C)
Mode 19	TX 802.11a Mode / CH149,CH157,CH165 (UNII-3)
Mode 20	TX 802.11n(20MHz) Mode / CH149,CH157,CH165 (UNII-3)
Mode 21	TX 802.11n(40MHz) / CH151,CH159 (UNII-3)
Mode 22	TX 802.11ac Wave2(20MHz) / CH149,CH157,CH165 (UNII-3)
Mode 23	TX 802.11ac Wave2(40MHz) Mode / CH151,CH159 (UNII-3)
Mode 24	TX 802.11ac Wave2(80MHz) / CH155 (UNII-3)
Mode 25	TX Mode

The EUT system operated these modes were found to be the worst case during the pre-scanning test as following:

For Conducted Test	
Final Test Mode	Description
Mode 25	TX Mode

For Radiated Test	
Final Test Mode	Description
Mode 1	TX 802.11a Mode / CH36, CH40, CH48 (UNII-1)
Mode 2	TX 802.11n(20MHz) Mode / CH36, CH40, CH48 (UNII-1)
Mode 3	TX 802.11n(40MHz) / CH38, CH46 (UNII-1)
Mode 4	TX 802.11ac Wave2(20MHz) / CH36, CH40, CH48 (UNII-1)
Mode 5	TX 802.11ac Wave2(40MHz) Mode / CH38, CH46 (UNII-1)
Mode 6	TX 802.11ac Wave2(80MHz) / CH42 (UNII-1)
Mode 7	TX 802.11a Mode / CH52, CH60, CH64 (UNII-2A)
Mode 8	TX 802.11n(20MHz) Mode / CH52, CH60, CH64 (UNII-2A)
Mode 9	TX 802.11n(40MHz) / CH54, CH62 (UNII-2A)
Mode 10	TX 802.11ac Wave2(20MHz) / CH52, CH60, CH64 (UNII-2A)
Mode 11	TX 802.11ac Wave2(40MHz) Mode / CH54, CH62 (UNII-2A)
Mode 12	TX 802.11ac Wave2(80MHz) / CH58 (UNII-2A)
Mode 13	TX 802.11a Mode / CH100, CH116, CH140 (UNII-2C)
Mode 14	TX 802.11n(20MHz) Mode / CH100, CH116, CH140 (UNII-2C)
Mode 15	TX 802.11n(40MHz) / CH102, CH110, CH134 (UNII-2C)
Mode 16	TX 802.11ac Wave2(20MHz) / CH100, CH116, CH140 (UNII-2C)
Mode 17	TX 802.11ac Wave2(40MHz) Mode / CH102, CH110, CH134 (UNII-2C)
Mode 18	TX 802.11ac Wave2(80MHz) / CH106, CH122 (UNII-2C)
Mode 19	TX 802.11a Mode / CH149,CH157,CH165 (UNII-3)
Mode 20	TX 802.11n(20MHz) Mode / CH149,CH157,CH165 (UNII-3)
Mode 21	TX 802.11n(40MHz) / CH151,CH159 (UNII-3)
Mode 22	TX 802.11ac Wave2(20MHz) / CH149,CH157,CH165 (UNII-3)
Mode 23	TX 802.11ac Wave2(40MHz) Mode / CH151,CH159 (UNII-3)
Mode 24	TX 802.11ac Wave2(80MHz) / CH155 (UNII-3)

Note:

(1) For radiated below 1GHz test, the 802.11a mode is found to be the worst case and recorded.

3.3 TABLE OF PARAMETERS OF TEST SOFTWARE SETTING

During testing channel & power controlling software provided by the customer was used to control the operating channel as well as the output power level. The RF output power selection is for the setting of RF output power expected by the customer and is going to be fixed on the firmware of the final end product

UNII-1 - 1TX			
Test Software Version	QRCT		
Frequency (MHz)	5180	5200	5240
802.11a Mode	20	20	20
Frequency (MHz)	5180	5200	5240
802.11n(20MHz) Mode	20	20	20
Frequency (MHz)	5190	5230	
802.11n(40MHz) Mode	20	20	

UNII-2A - 1TX			
Test Software Version	QRCT		
Frequency (MHz)	5260	5300	5320
802.11a Mode	18	18	18
Frequency (MHz)	5260	5300	5320
802.11n(20MHz) Mode	18	18	18
Frequency (MHz)	5270	5310	
802.11n(40MHz) Mode	18	18	

UNII-2C - 1TX			
Test Software Version	QRCT		
Frequency (MHz)	5500	5580	5700
802.11a Mode	17.5	18	18
Frequency (MHz)	5500	5580	5700
802.11n(20MHz) Mode	17.5	17	18
Frequency (MHz)	5510	5550	5670
802.11n(40MHz) Mode	18	17.5	18

UNII-3 - 1TX			
Test Software Version	QRCT		
Frequency (MHz)	5745	5785	5825
802.11a Mode	20	20	20
Frequency (MHz)	5745	5785	5825
802.11n(20MHz) Mode	20	20	20
Frequency (MHz)	5755	5795	
802.11n(40MHz) Mode	20	20	

UNII-1 - 1TX			
Test Software Version	QRCT		
Frequency (MHz)	5180	5200	5240
802.11ac Wave2(20MHz) Mode	20	20	20
Frequency (MHz)	5190	5230	
802.11ac Wave2(40MHz) Mode	20	20	
Frequency (MHz)	5210		
802.11ac Wave2(80 MHz) Mode	20		

UNII-2A - 1TX			
Test Software Version	QRCT		
Frequency (MHz)	5260	5300	5320
802.11ac Wave2(20MHz) Mode	18	18	18
Frequency (MHz)	5270	5310	
802.11ac Wave2(40MHz) Mode	18	18	
Frequency (MHz)	5290		
802.11ac Wave2(80 MHz) Mode	18		

UNII-2C - 1TX			
Test Software Version	QRCT		
Frequency (MHz)	5500	5580	5700
802.11ac Wave2(20MHz) Mode	17.5	17	18
Frequency (MHz)	5510	5550	5670
802.11ac Wave2(40MHz) Mode	18	18	18
Frequency (MHz)	5530	5610	
802.11ac Wave2(80 MHz) Mode	18	18	

UNII-3 - 1TX			
Test Software Version	QRCT		
Frequency (MHz)	5745	5785	5825
802.11ac Wave2(20MHz) Mode	20	20	20
Frequency (MHz)	5755	5795	
802.11ac Wave2(40MHz) Mode	20	20	
Frequency (MHz)	5775		
802.11ac Wave2(80 MHz) Mode	20		

UNII-1 - 2TX			
Test Software Version	QRCT		
Frequency (MHz)	5180	5200	5240
802.11a Mode	19	19	19
Frequency (MHz)	5180	5200	5240
802.11n(20MHz) Mode	19	19	19
Frequency (MHz)	5190	5230	
802.11n(40MHz) Mode	20	20	

UNII-2A - 2TX			
Test Software Version	QRCT		
Frequency (MHz)	5260	5300	5320
802.11a Mode	14	14	14
Frequency (MHz)	5260	5300	5320
802.11n(20MHz) Mode	14	14	14
Frequency (MHz)	5270	5310	
802.11n(40MHz) Mode	15	15	

UNII-2C - 2TX			
Test Software Version	QRCT		
Frequency (MHz)	5500	5580	5700
802.11a Mode	14	14	14
Frequency (MHz)	5500	5580	5700
802.11n(20MHz) Mode	14	14	14
Frequency (MHz)	5510	5550	5670
802.11n(40MHz) Mode	15	15	14

UNII-3 - 2TX			
Test Software Version	QRCT		
Frequency (MHz)	5745	5785	5825
802.11a Mode	20	20	20
Frequency (MHz)	5745	5785	5825
802.11n(20MHz) Mode	20	20	20
Frequency (MHz)	5755	5795	
802.11n(40MHz) Mode	20	20	

UNII-1 - 2TX			
Test Software Version	QRCT		
Frequency (MHz)	5180	5200	5240
802.11ac Wave2(20MHz) Mode	19	19	19
Frequency (MHz)	5190	5230	
802.11ac Wave2(40MHz) Mode	20	20	
Frequency (MHz)	5210		
802.11ac Wave2(80 MHz) Mode	20		

UNII-2A - 2TX			
Test Software Version	QRCT		
Frequency (MHz)	5260	5300	5320
802.11ac Wave2(20MHz) Mode	14	14	14
Frequency (MHz)	5270	5310	
802.11ac Wave2(40MHz) Mode	15	15	
Frequency (MHz)	5290		
802.11ac Wave2(80 MHz) Mode	15		

UNII-2C - 2TX			
Test Software Version	QRCT		
Frequency (MHz)	5500	5580	5700
802.11ac Wave2(20MHz) Mode	14	14	14
Frequency (MHz)	5510	5550	5670
802.11ac Wave2(40MHz) Mode	15	15	14
Frequency (MHz)	5530	5610	
802.11ac Wave2(80 MHz) Mode	15	15	

UNII-3 - 2TX			
Test Software Version	QRCT		
Frequency (MHz)	5745	5785	5825
802.11ac Wave2(20MHz) Mode	20	20	20
Frequency (MHz)	5755	5795	
802.11ac Wave2(40MHz) Mode	20	20	
Frequency (MHz)	5775		
802.11ac Wave2(80 MHz) Mode	20		

For 2TX With Beamforming

UNII-1 - 2TX			
Test Software Version	QRCT		
Frequency (MHz)	5180	5200	5240
802.11n(20MHz) Mode	18	18	18
Frequency (MHz)	5190	5230	
802.11n(40MHz) Mode	18	18	

UNII-2A - 2TX			
Test Software Version	QRCT		
Frequency (MHz)	5260	5300	5320
802.11n(20MHz) Mode	12	12	12
Frequency (MHz)	5270	5310	
802.11n(40MHz) Mode	12	12	

UNII-2C - 2TX			
Test Software Version	QRCT		
Frequency (MHz)	5500	5580	5700
802.11n(20MHz) Mode	12	12	12
Frequency (MHz)	5510	5550	5670
802.11n(40MHz) Mode	12	12	12

UNII-3 - 2TX			
Test Software Version	QRCT		
Frequency (MHz)	5745	5785	5825
802.11n(20MHz) Mode	18	18	18
Frequency (MHz)	5755	5795	
802.11n(40MHz) Mode	18	18	

UNII-1 - 2TX			
Test Software Version	QRCT		
Frequency (MHz)	5180	5200	5240
802.11ac Wave2(20MHz) Mode	18	18	18
Frequency (MHz)	5190	5230	
802.11ac Wave2(40MHz) Mode	18	18	
Frequency (MHz)	5210		
802.11ac Wave2(80 MHz) Mode	18		

UNII-2A - 2TX			
Test Software Version	QRCT		
Frequency (MHz)	5260	5300	5320
802.11ac Wave2(20MHz) Mode	12	12	12
Frequency (MHz)	5270	5310	
802.11ac Wave2(40MHz) Mode	12	12	
Frequency (MHz)	5290		
802.11ac Wave2(80 MHz) Mode	12		

UNII-2C - 2TX			
Test Software Version	QRCT		
Frequency (MHz)	5500	5580	5700
802.11ac Wave2(20MHz) Mode	12	12	12
Frequency (MHz)	5510	5550	5670
802.11ac Wave2(40MHz) Mode	12	12	12
Frequency (MHz)	5530	5610	
802.11ac Wave2(80 MHz) Mode	12	12	

UNII-3 - 2TX			
Test Software Version	QRCT		
Frequency (MHz)	5745	5785	5825
802.11ac Wave2(20MHz) Mode	18	18	18
Frequency (MHz)	5755	5795	
802.11ac Wave2(40MHz) Mode	18	18	
Frequency (MHz)	5775		
802.11ac Wave2(80 MHz) Mode	18		

3.4 BLOCK DIAGRAM SHOWING THE CONFIGURATION OF SYSTEM TESTED

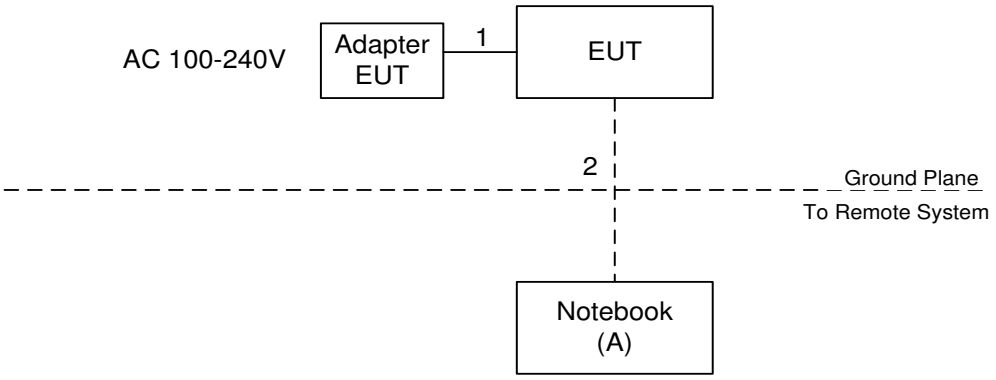

3.5 DESCRIPTION OF SUPPORT UNITS

The EUT has been tested as an independent unit together with other necessary accessories or support units. The following support units or accessories were used to form a representative test configuration during the tests.

Item	Equipment	Mfr/Brand	Model/Type No.	FCC ID	Series No.
A	Notebook	DELL	745	DOC	G7K832X

Item	Shielded Type	Ferrite Core	Length	Note
1	NO	NO	1.5m	DC Cable
2	NO	NO	10m	RJ-45 Cable

4. EMC EMISSION TEST

4.1 CONDUCTED EMISSION MEASUREMENT

4.1.1 POWER LINE CONDUCTED EMISSION (Frequency Range 150kHz-30MHz)

FREQUENCY (MHz)	Class A (dBuV)		Class B (dBuV)	
	Quasi-peak	Average	Quasi-peak	Average
0.15 -0.5	79.00	66.00	66 - 56 *	56 - 46 *
0.50 -5.0	73.00	60.00	56.00	46.00
5.0 -30.0	73.00	60.00	60.00	50.00

Note:

(1) The tighter limit applies at the band edges.

(2) The limit of " * " marked band means the limitation decreases linearly with the logarithm of the frequency in the range.

4.1.2 TEST PROCEDURE

a. The EUT was placed 0.8 meters from the horizontal ground plane with EUT being connected to the power mains through a line impedance stabilization network (LISN). All other support equipments powered from additional LISN(s). The LISN provide 50 Ohm/ 50uH of coupling impedance for the measuring instrument.

b. Interconnecting cables that hang closer than 40 cm to the ground plane shall be folded back and forth in the center forming a bundle 30 to 40 cm long.

c. I/O cables that are not connected to a peripheral shall be bundled in the center. The end of the cable may be terminated, if required, using the correct terminating impedance. The overall length shall not exceed 1 m.

d. LISN at least 80 cm from nearest part of EUT chassis.

e. For the actual test configuration, please refer to the related Item –EUT Test Photos.

4.1.3 DEVIATION FROM TEST STANDARD

No deviation

4.1.4 TEST SETUP

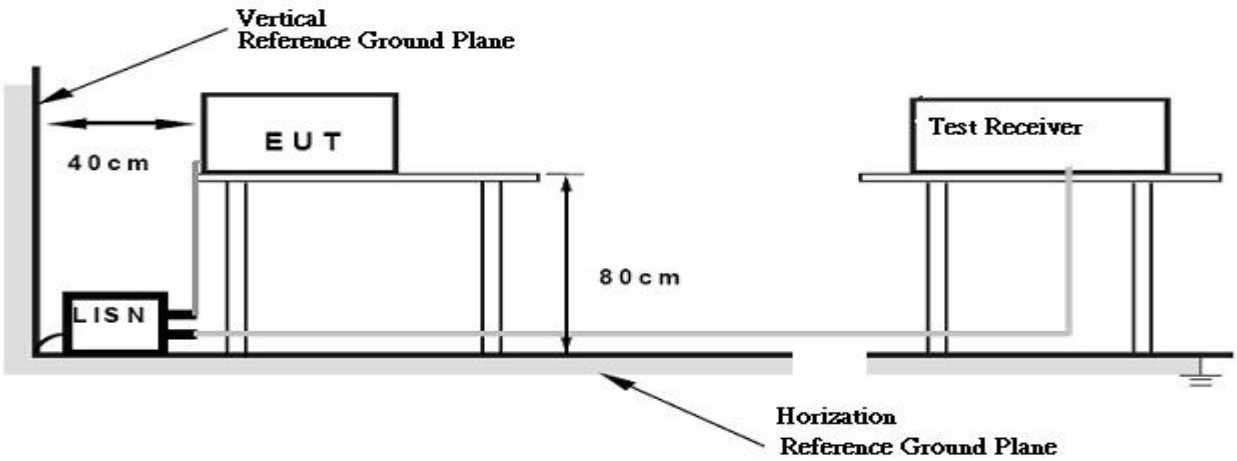

4.1.5 EUT OPERATING CONDITIONS

The EUT was configured for testing in a typical fashion (as a customer would normally use it). The EUT has been programmed to continuously transmit during test. This operating condition was tested and used to collect the included data.
The EUT was programmed to be in continuously transmitting/TX Mode mode.

4.1.6 EUT TEST CONDITIONS

Temperature: 25°C Relative Humidity: 53% Test Voltage: AC 120V/60Hz

4.1.7 TEST RESULTS

Please refer to the Attachment A.

Remark:

(1) All readings are QP Mode value unless otherwise stated AVG in column of『Note』. If the QP Mode Measured value compliance with the QP Limits and lower than AVG Limits, the EUT shall be deemed to meet both QP & AVG Limits and then only QP Mode was measured, but AVG Mode didn't perform。In this case, a " * " marked in AVG Mode column of Interference Voltage Measured。

(2) Measuring frequency range from 150kHz to 30MHz。

4.2 RADIATED EMISSION MEASUREMENT

4.2.1 RADIATED EMISSION LIMITS

20dBc in any 100 kHz bandwidth outside the operating frequency band. In case the emission fall within the restricted band specified on 15.205(a), then the 15.209(a) limit in the table below has to be followed.

Frequencies (MHz)	Field Strength (micorvolts/meter)	Measurement Distance (meters)
0.009~0.490	2400/F(kHz)	300
0.490~1.705	24000/F(kHz)	30
1.705~30.0	30	30
30~88	100	3
88~216	150	3
216~960	200	3
Above 960	500	3

Note:

(1) The limit for radiated test was performed according to FCC PART 15C.

(2) The tighter limit applies at the band edges.

LIMITS OF UNWANTED EMISSION OUT OF THE RESTRICTED BANDS

Frequencies (MHz)	EIRP Limit (dBm)	Equivalent Field Strength at 3m (dBμV/m)
5150-5250	-27	68.3
5250-5350	-27	68.3
5470-5725	-27	68.3
5725-5850	-27(Note 2)	68.3
	10 (Note 2)	105.3
	15.6 (Note 2)	110.9
	27 (Note 2)	122.3

Note:

1. The following formula is used to convert the equipment isotropic radiated power (eirp) to field strength: $E = \frac{1000000\sqrt{30P}}{3}$ μV/m, where P is the eirp (Watts)

2. According to FCC 16-24, All emissions shall be limited to a level of -27 dBm/MHz at 75 MHz or more above or below the band edge increasing linearly to 10 dBm/MHz at 25 MHz above or below the band edge, and from 25MHz above or below the band edge increasing linearly to a level of 15.6 dBm/MHz at 5 MHz above or below the band edge, and from 5 MHz above or below the band edge increasing linearly to a level of 27dBm/MHz at the band edge.

4.2.2 TEST PROCEDURE

a. The measuring distance of 3 m shall be used for measurements. The EUT was placed on the top of a rotating table 0.8 meter above the ground at a 3 meter semi-anechoic chamber. The table was rotated 360 degrees to determine the position of the highest radiation.(below 1GHz)
b. The measuring distance of 3 m shall be used for measurements. The EUT was placed on the top of a rotating table 1.5 meter above the ground at a 3 meter semi-anechoic chamber. The table was rotated 360 degrees to determine the position of the highest radiation.(above 1GHz)
c. The height of the equipment or of the substitution antenna shall be 0.8 m or 1.5m, the height of the test antenna shall vary between 1 m to 4 m. Both horizontal and vertical polarizations of the antenna are set to make the measurement.
d. For each suspected emission, the EUT was arranged to its worst case and then the antenna was tuned to heights find the maximum reading (used Bore sight function).
e. The receiver system was set to peak and average detect function and specified bandwidth with maximum hold mode when the test frequency is above 1GHz.
f. The initial step in collecting radiated emission data is a receiver peak detector mode pre-scanning the measurement frequency range. Significant peaks are then marked and then Quasi Peak detector mode re-measured.
g. All readings are Peak unless otherwise stated QP in column of Note. Peak denotes that the Peak reading compliance with the QP Limits and then QP Mode measurement didn‘t perform. (below 1GHz)
h. All readings are Peak Mode value unless otherwise stated AVG in column of Note. If the Peak Mode Measured value compliance with the Peak Limits and lower than AVG Limits, the EUT shall be deemed to meet both Peak & AVG Limits and then only Peak Mode was measured, but AVG Mode didn‘t perform. (above 1GHz)
i. For the actual test configuration, please refer to the related Item –EUT Test Photos.

4.2.3 DEVIATION FROM TEST STANDARD

No deviation

4.2.4 TEST SETUP

(A)Radiated Emission Test Set-Up Frequency Below 1GHz

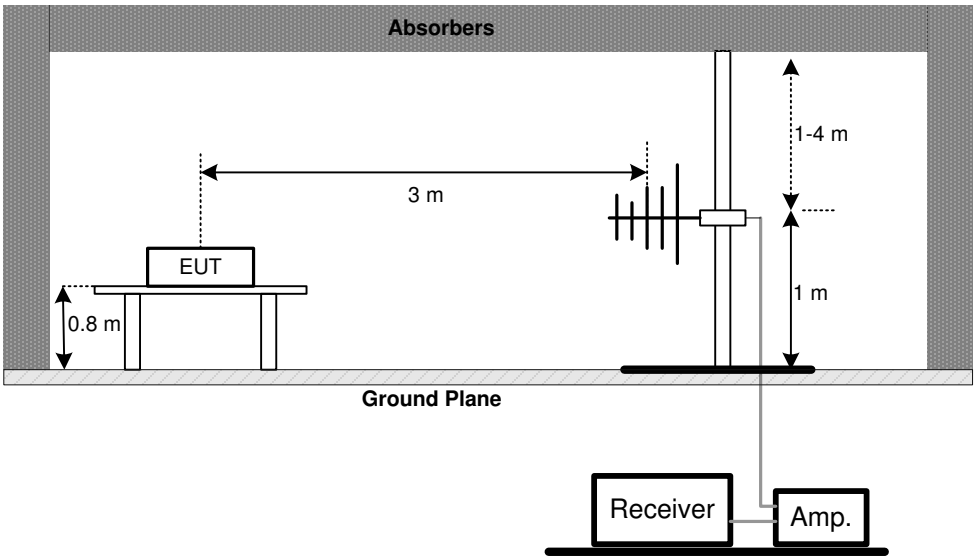

(B) Radiated Emission Test Set-Up Frequency Above 1 GHz

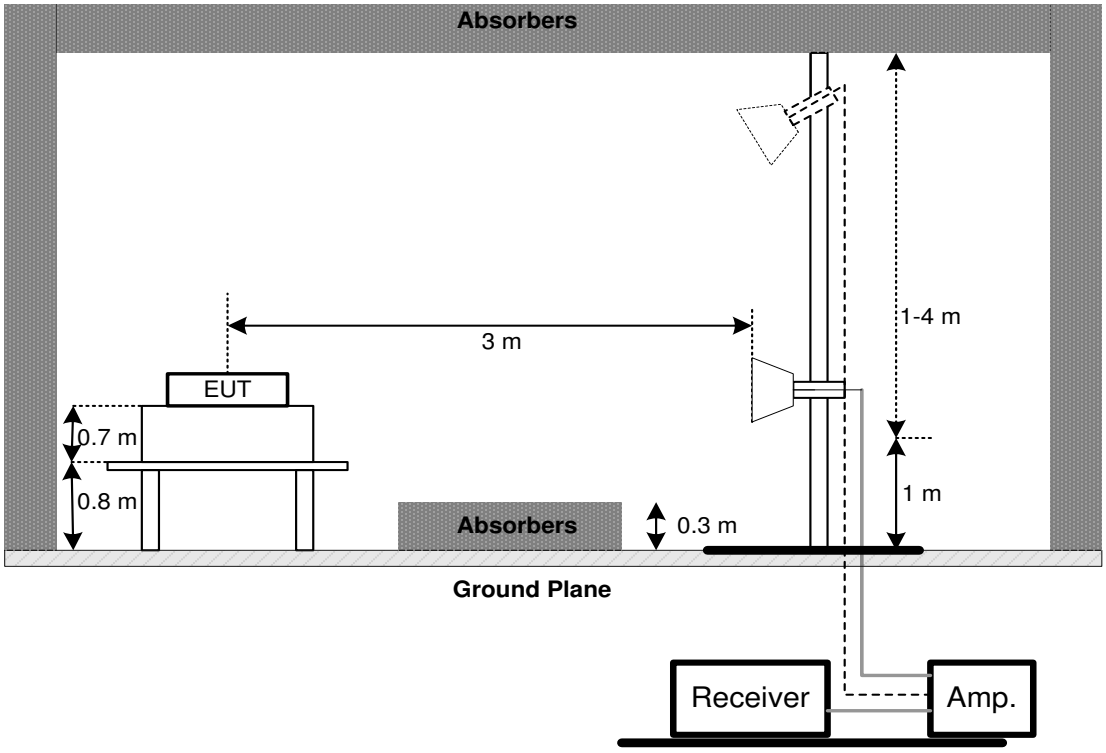

(C) Radiated emissions below 30MHz

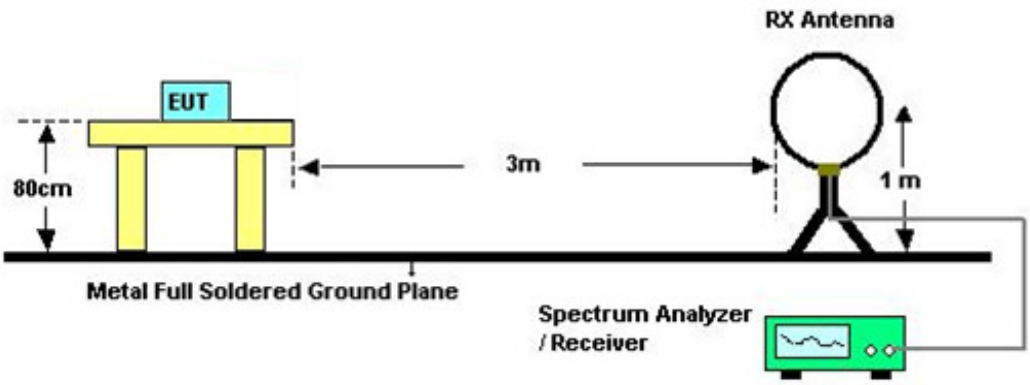

4.2.5 EUT OPERATING CONDITIONS

The EUT tested system was configured as the statements of 4.1.5 unless otherwise a special operating condition is specified in the follows during the testing.

4.2.6 EUT TEST CONDITIONS

Temperature: 22°C Relative Humidity: 56% Test Voltage: AC 120V/60Hz

4.2.7 TEST RESULTS (9K TO 30MHz)

Please refer to the Attachment B

Remark:

(1) The amplitude of spurious emissions which are attenuated by more than 20 dB below the permissible value has no need to be reported.
(2) Distance extrapolation factor = 40 log (specific distance / test distance) (dB);
(3) Limit line = specific limits (dBuV) + distance extrapolation factor.

4.2.8 TEST RESULTS (BETWEEN 30 TO 1000 MHz)

Please refer to the Attachment C.

Remark:

(1) Reading in which marked as QP or Peak means measurements by using are Quasi-Peak Mode or Peak Mode with Detector BW=120kHz；SPA setting in RBW=120kHz, VBW =120kHz, Swp. Time = 0.3 sec./MHz。
(2) All readings are Peak unless otherwise stated QP in column of『Note』. Peak denotes that the Peak reading compliance with the QP Limits and then QP Mode measurement didn‘t perform。
(3) Measuring frequency range from 30MHz to 1000MHz。
(4) If the peak scan value lower limit more than 20dB, then this signal data does not show in table。

4.2.9 TEST RESULTS (ABOVE 1000 MHz)

Please refer to the Attachment D.

Remark:

(1) Spectrum Setting: 30MHz – 1000MHz , RBW= 100kHz, VBW=100kHz, Sweep time = 200 ms. 1GHz- 40GHz, RBW= 1MHz, VBW= 1MHz, Sweep time = Auto
(2) All readings are Peak unless otherwise stated AV in column of『Note』. Peak denotes that the Peak reading compliance with the AV Limits and then AV Mode measurement didn‘t perform.
(3) Radiated emissions measured in frequency range above 1000MHz were made with an instrument using Peak detector mode and AV detector mode of the emission 。
(4) Data of measurement within this frequency range shown “ * ” in the table above means the reading of emissions are attenuated more than 20dB below the permissible limits or the field strength is too small to be measured.
(5) A preamp and high pass filter were used for this test in order to provide sufficient measurement sensitivity.
(6) EUT Orthogonal Axes:
“X” - denotes Laid on Table；”Y” - denotes Vertical Stand；”Z” - denotes Side Stand
(7) During the measurements above 1GHz it is taken care of that the EUT is always within the 3dB cone of radiation BW of the used antenna.
(8) No limit: This is fundamental signal, the judgment is not applicable.
For fundamental signal judgment was referred to Peak output test.

5. 26dB SPECTRUM BANDWIDTH

5.1 APPLIED PROCEDURES / LIMIT

FCC Part15, Subpart E			
Test Item	Limit	Frequency Range (MHz)	Result
Bandwidth	26 dB Bandwidth	5150-5250	PASS
	26 dB Bandwidth	5250-5350	PASS
	26 dB Bandwidth	5470-5725	PASS
	Minimum 500kHz 6dB Bandwidth	5725-5850	PASS

5.1.1 TEST PROCEDURE

a. The EUT was directly connected to the spectrum analyzer and antenna output port as show in the block diagram below,

b.

Spectrum Parameters	Setting
Attenuation	Auto
Span Frequency	> 26dB Bandwidth
RBW	300 kHz
VBW	1000 kHz
Detector	Peak
Trace	Max Hold
Sweep Time	Auto

c. Measured the spectrum width with power higher than 26dB below carrier

5.1.2 DEVIATION FROM STANDARD

No deviation.

5.1.3 TEST SETUP

5.1.4 EUT OPERATION CONDITIONS

The EUT tested system was configured as the statements of 4.1.5 unless otherwise a special operating condition is specified in the follows during the testing.

5.1.5 EUT TEST CONDITIONS

Temperature: 22°C Relative Humidity: 56% Test Voltage: AC 120V/60Hz

5.1.6 TEST RESULTS

Please refer to the Attachment E.

6. MAXIMUM CONDUCTED OUTPUT POWER

6.1 APPLIED PROCEDURES / LIMIT

FCC Part15, Subpart E			
Test Item	Limit	Frequency Range (MHz)	Result
Conducted Output Power	Fixed:1 Watt (30dBm)	5150-5250	PASS
	250mW (24dBm)	5250-5350	PASS
	250mW (24dBm)	5470-5725	PASS
	1 Watt (30dBm)	5725-5850	PASS
Note: The maximum e.i.r.p at anyelevation angle above 30 degrees as measured from the horizon must not exceed 125mW(21dBm)			

6.1.1 TEST PROCEDURE

a. The EUT was directly connected to the power meter and antenna output port as show in the block diagram below,

b.

Spectrum Parameter	Setting
Attenuation	Auto
Span Frequency	Encompass the entire emissions bandwidth (EBW) of the signal
RBW	= 1MHz.
VBW	≥ 3MHz.
Detector	RMS
Trace	Max Hold
Sweep Time	auto

c. Test was performed in accordance with method of KDB 789033 D02.

6.1.2 DEVIATION FROM STANDARD

No deviation.

6.1.3 TEST SETUP



6.1.4 EUT OPERATION CONDITIONS

The EUT tested system was configured as the statements of 4.1.5 unless otherwise a special operating condition is specified in the follows during the testing.

6.1.5 EUT TEST CONDITIONS

Temperature: 22°C Relative Humidity: 56% Test Voltage: AC 120V/60Hz

6.1.6 TEST RESULTS

Please refer to the Attachment F.

7. POWER SPECTRAL DENSITY TEST

7.1 APPLIED PROCEDURES / LIMIT

FCC Part15, Subpart E			
Test Item	Limit	Frequency Range (MHz)	Result
Power Spectral Density	Other then Mobile and portable:17dBm/MHz	5150-5250	PASS
	11dBm/MHz	5250-5350	PASS
	11dBm/MHz	5470-5725	PASS
	30dBm/500kHz	5725-5850	PASS

7.1.1 TEST PROCEDURE

a. The EUT was directly connected to the spectrum analyzer and antenna output port as show in the block diagram below,

b.

Spectrum Parameter	Setting
Attenuation	Auto
Span Frequency	Encompass the entire emissions bandwidth (EBW) of the signal
RBW	= 1MHz.
VBW	≥ 3MHz.
Detector	RMS
Trace average	100 trace
Sweep Time	Auto

Note:

1. For UNII-3, according to KDB publication 789033 D02 General UNII Test Procedures New Rules v01r02, section II.F.5., it is acceptable to set RBW at 1MHz and VBW at 3MHz if the spectrum analyzer does not have 500kHz RBW.
2. The value measured with RBW=1MHz is to be added with 10log(500kHz/1MHz) which is -3dB. For example, if the measured value is +10dBm using RBW=1MHz (that is +10dBm/MHz), then the converted value will be +7dBm/500kHz.

7.1.2 DEVIATION FROM STANDARD

No deviation.

7.1.3 TEST SETUP



7.1.4 EUT OPERATION CONDITIONS

The EUT tested system was configured as the statements of 4.1.5 unless otherwise a special operating condition is specified in the follows during the testing.

7.1.5 EUT TEST CONDITIONS

Temperature: 22°C Relative Humidity: 56% Test Voltage: AC 120V/60Hz

7.1.6 TEST RESULTS

Please refer to the Attachment G.

8. FREQUENCY STABILITY MEASUREMENT

8.1 APPLIED PROCEDURES / LIMIT

FCC Part15, Subpart E			
Test Item	Limit	Frequency Range (MHz)	Result
Frequency Stability	Specified in the user's manual	5150-5250	PASS
		5250-5350	PASS
		5470-5725	PASS
		5725-5850	PASS

8.1.1 TEST PROCEDURE

a. The EUT was directly connected to the spectrum analyzer and antenna output port as show in the block diagram below,

b.

Spectrum Parameter	Setting
Attenuation	Auto
Span Frequency	Entire absence of modulation emissions bandwidth
RBW	10 kHz
VBW	10 kHz
Sweep Time	Auto

c. The test extreme voltage is to change the primary supply voltage from 85 to 115 percent of the nominal value.

d. User manual temperature is -10°C~50°C.

8.1.2 DEVIATION FROM STANDARD

No deviation.

8.1.3 TEST SETUP

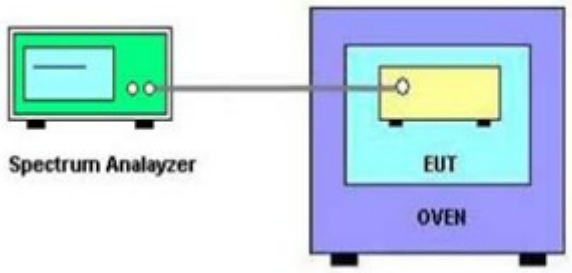

8.1.4 EUT OPERATION CONDITIONS

The EUT tested system was configured as the statements of 4.1.5 unless otherwise a special operating condition is specified in the follows during the testing.

8.1.5 EUT TEST CONDITIONS

Temperature: 25°C Relative Humidity: 55% Test Voltage: AC 120V/60Hz

8.1.6 TEST RESULTS

Please refer to the Attachment H.

9. MEASUREMENT INSTRUMENTS LIST

Conducted Emission Measurement					
Item	Kind of Equipment	Manufacturer	Type No.	Serial No.	Calibrated until
1	LISN	EMCO	3816/2	0052765	Mar. 27, 2017
2	LISN	R&S	ENV216	101447	Mar. 27, 2017
3	Test Cable	emci	RG223(9KHz -30MHz)	C_17	Mar. 10, 2017
4	EMI Test Receiver	R&S	ESCI	100382	Mar. 27, 2017
5	50Ω Terminator	SHX	TF2-3G-A	08122901	Mar. 27, 2017
6	Measurement Software	Farad	EZ-EMC Ver.NB-03A1 -01	N/A	N/A

Radiated Emission Measurement					
Item	Kind of Equipment	Manufacturer	Type No.	Serial No.	Calibrated until
1	Antenna	Schwarbeck	VULB9160	9160-3232	Mar. 27, 2017
2	Amplifier	HP	8447D	2944A09673	Nov. 09, 2016
3	Receiver	AGILENT	N9038A	MY52130039	Oct. 11, 2016
4	Test Cable	emci	LMR-400(30MHz-1GHz)	C-01	Jun. 28, 2016
5	Control	CT	SC100	N/A	N/A
6	Position Control	MF	MF-7802	MF780208416	N/A
7	Measurement Software	Farad	EZ-EMC Ver.NB-03A1-01	N/A	N/A
8	Antenna	ETS	3115	00075789	Mar. 27, 2017
9	Amplifier	Agilent	8449B	3008A02274	Nov. 01, 2016
10	Receiver	AGILENT	N9038A	MY52130039	Oct. 11, 2016
11	Test Cable	emci	EMC104-SM-SM-10000(1GHz－26.5GHz)	C-68	Jun. 28, 2016
12	Broad-Band Horn Antenna	Schwarzbeck	BBHA 9170	9170319	Apr. 23, 2017
13	Microwave Preamplifier With Adaptor	EMC INSTRUMENT	EMC2654045	980039 & HA01	Mar. 27, 2017
14	Active Loop Antenna	R&S	HFH2-Z2	830749/020	Sep. 07, 2016

Spectrum Bandwidth Measurement					
Item	Kind of Equipment	Manufacturer	Type No.	Serial No.	Calibrated until
1	Spectrum Analyzer	R&S	FSP 40	100185	Oct. 11, 2016

Maximum Conducted Output Power Measurement					
Item	Kind of Equipment	Manufacturer	Type No.	Serial No.	Calibrated until
1	power Meter	ANRITSU	ML2495A	1128009	Apr. 26, 2017
2	Pulse Power Sensor	ANRITSU	MA 2411B	1027500	Apr. 26, 2017

Power Spectral Density Measurement					
Item	Kind of Equipment	Manufacturer	Type No.	Serial No.	Calibrated until
1	Spectrum Analyzer	R&S	FSP 40	100185	Oct. 11, 2016

Frequency Stability Measurement					
Item	Kind of Equipment	Manufacturer	Type No.	Serial No.	Calibrated until
1	Spectrum Analyzer	R&S	FSP 40	100185	Oct. 11, 2016
2	Const Temp. & Humidity Chamber	Giant Force	ITH-225-20-S	IAB0309-001	Dec.04, 2016

Remark: ”N/A” denotes no model name, serial no. or calibration specified.
All calibration period of equipment list is one year.

ATTACHMENT A - CONDUCTED EMISSION

Test Mode:	TX MODE

Line

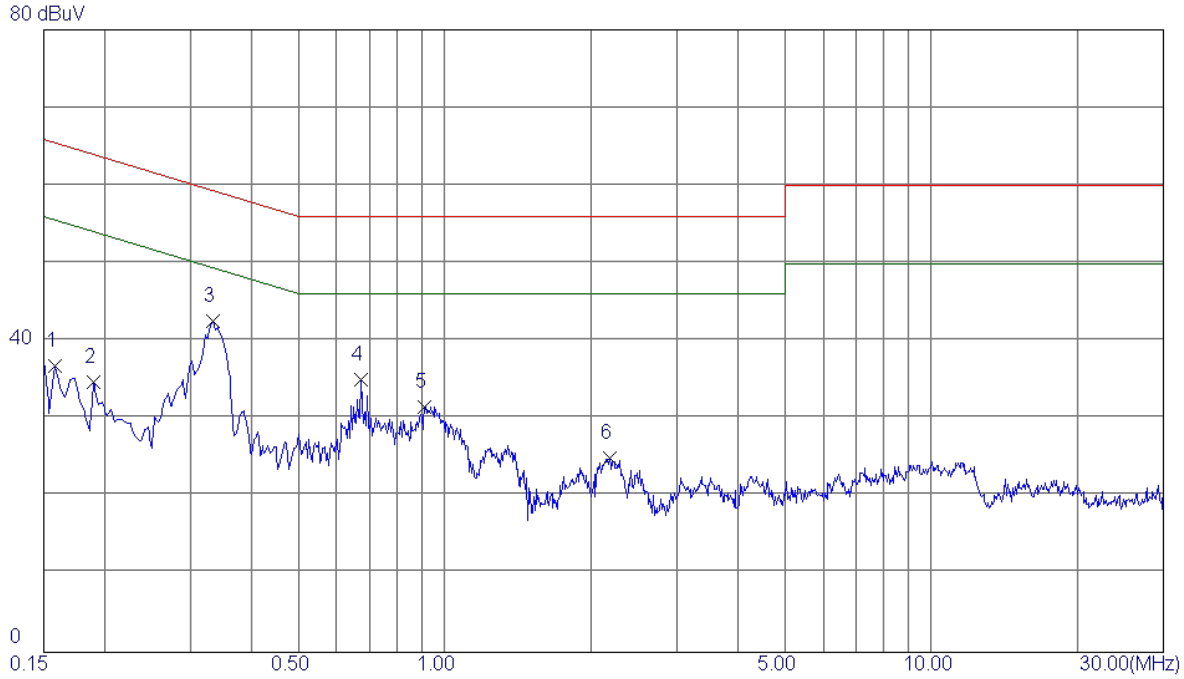

No.	Freq.	Reading Level	Correct Factor	Measure ment	Limit	Margin		
	MHz	dBuV	dB	dBuV	dBuV	dB	Detector	Comment
1	0.1580	27.26	9.52	36.78	65.57	-28.79	Peak	
2	0.1900	25.24	9.53	34.77	64.04	-29.27	Peak	
3 *	0.3339	32.97	9.53	42.50	59.35	-16.85	Peak	
4	0.6740	25.39	9.65	35.04	56.00	-20.96	Peak	
5	0.9100	21.82	9.76	31.58	56.00	-24.42	Peak	
6	2.1860	15.02	9.96	24.98	56.00	-31.02	Peak	

Note：The test result has included the cable loss.

Test Mode:	TX MODE

Neutral

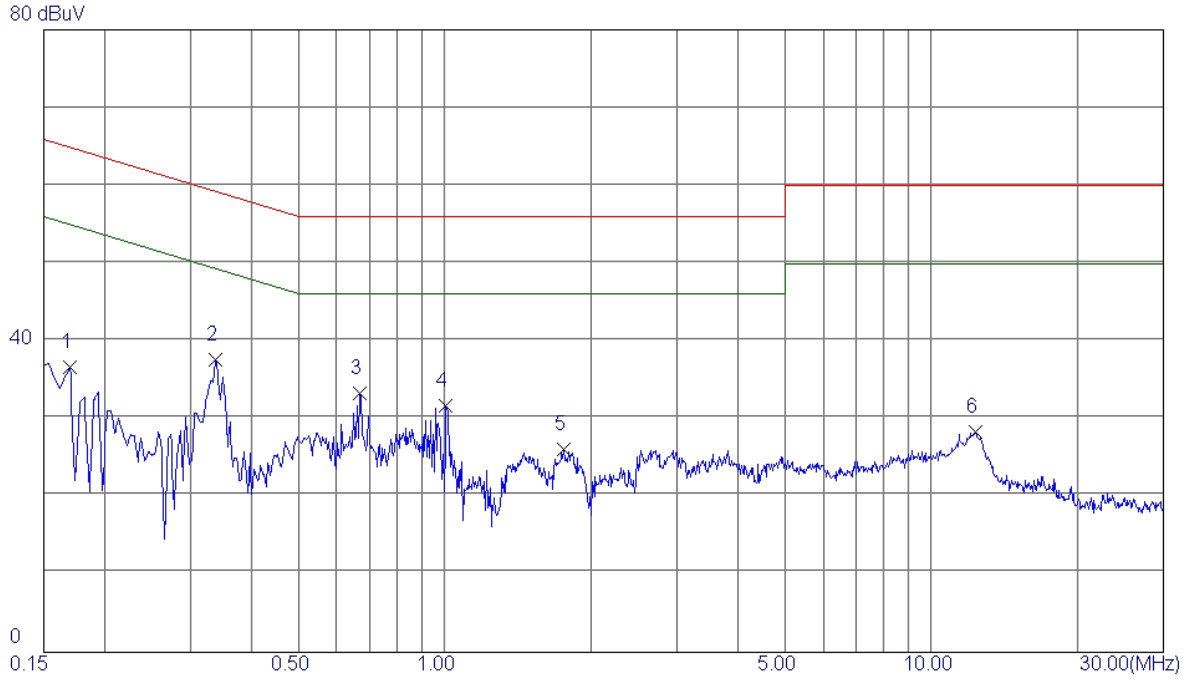

No.	Freq.	Reading Level	Correct Factor	Measure ment	Limit	Margin		
	MHz	dBuV	dB	dBuV	dBuV	dB	Detector	Comment
1	0.1700	27.26	9.42	36.68	64.96	-28.28	Peak	
2 *	0.3379	28.14	9.53	37.67	59.25	-21.58	Peak	
3	0.6700	23.90	9.45	33.35	56.00	-22.65	Peak	
4	1.0060	21.98	9.66	31.64	56.00	-24.36	Peak	
5	1.7580	16.39	9.68	26.07	56.00	-29.93	Peak	
6	12.3220	17.93	10.33	28.26	60.00	-31.74	Peak	

Note：The test result has included the cable loss.

ATTACHMENT B - RADIATED EMISSION (9KHZ TO 30MHZ)

Test Mode:	TX MODE

Frequency (MHz)	Ant 0°/90°	Read level dBuV/m	Factor (dB)	Measured(FS) (dBuV/m)	Limit (dBuV/m)	Margin (dB)	Note
0.0131	0°	13.75	24.7370	38.4870	125.2588	-86.7718	AVG
0.0131	0°	14.29	24.7370	39.0270	145.2588	-106.2318	PEAK
0.0244	0°	6.17	24.0213	30.1913	119.8564	-89.6651	AVG
0.0244	0°	8.34	24.0213	32.3613	139.8564	-107.4951	PEAK
0.0357	0°	3.64	23.3057	26.9457	116.5509	-89.6052	AVG
0.0357	0°	5.32	23.3057	28.6257	136.5509	-107.9252	PEAK
0.0573	0°	1.86	22.2540	24.1140	112.4411	-88.3271	AVG
0.0573	0°	2.43	22.2540	24.6840	132.4411	-107.7571	PEAK
0.5076	0°	19.29	19.8243	39.1143	73.4938	-34.3795	QP
1.9552	0°	23.38	19.5045	42.8845	69.5400	-26.6555	QP

Frequency (MHz)	Ant 0°/90°	Read level dBuV/m	Factor (dB)	Measured(FS) (dBuV/m)	Limit (dBuV/m)	Margin (dB)	Note
0.0122	90°	13.31	24.3000	37.6100	125.8770	-88.2670	AVG
0.0122	90°	14.54	24.3000	38.8400	145.8770	-107.0370	PEAK
0.0219	90°	7.13	24.1797	31.3097	120.7953	-89.4857	AVG
0.0219	90°	8.54	24.1797	32.7197	140.7953	-108.0757	PEAK
0.0468	90°	5.38	22.6027	27.9827	114.1993	-86.2166	AVG
0.0468	90°	6.16	22.6027	28.7627	134.1993	-105.4366	PEAK
0.0557	90°	1.49	22.2860	23.7760	112.6871	-88.9111	AVG
0.0557	90°	2.17	22.2860	24.4560	132.6871	-108.2311	PEAK
0.6283	90°	22.28	20.2106	42.4906	71.6409	-29.1503	QP
2.0563	90°	24.48	19.4662	43.9462	69.5400	-25.5938	QP

ATTACHMENT C - RADIATED EMISSION (30MHZ TO 1000MHZ)

Test Mode:	UNII-1/TX 802.11a Mode 5180MHz

Vertical

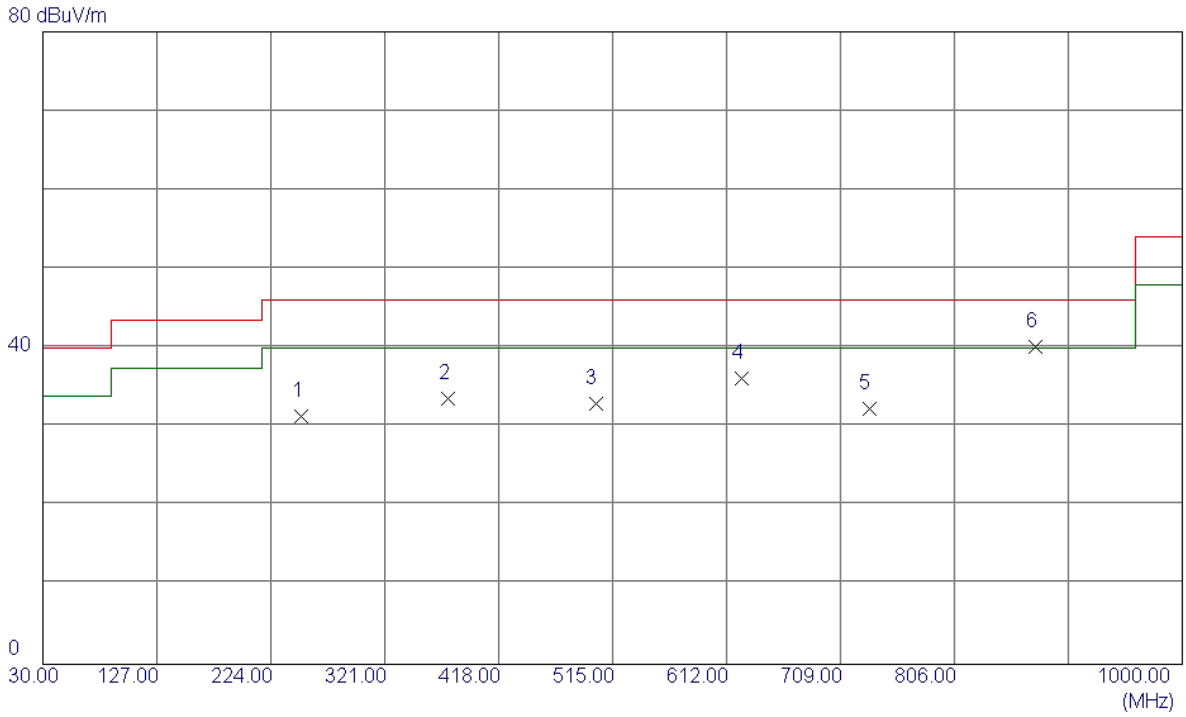

No.	Freq.	Reading Level	Correct Factor	Measure ment	Limit	Margin		
	MHz	dBuV/m	dB	dBuV/m	dBuV/m	dB	Detector	Comment
1	250.1900	44.78	-13.37	31.41	46.00	-14.59	Peak	
2	375.3200	43.33	-9.78	33.55	46.00	-12.45	Peak	
3	500.4500	40.04	-7.15	32.89	46.00	-13.11	Peak	
4	624.6100	40.95	-4.77	36.18	46.00	-9.82	Peak	
5	733.2500	34.87	-2.59	32.28	46.00	-13.72	Peak	
6 *	874.8700	40.35	-0.20	40.15	46.00	-5.85	Peak	

Test Mode:	UNII-1/TX 802.11a Mode 5180MHz

Horizontal

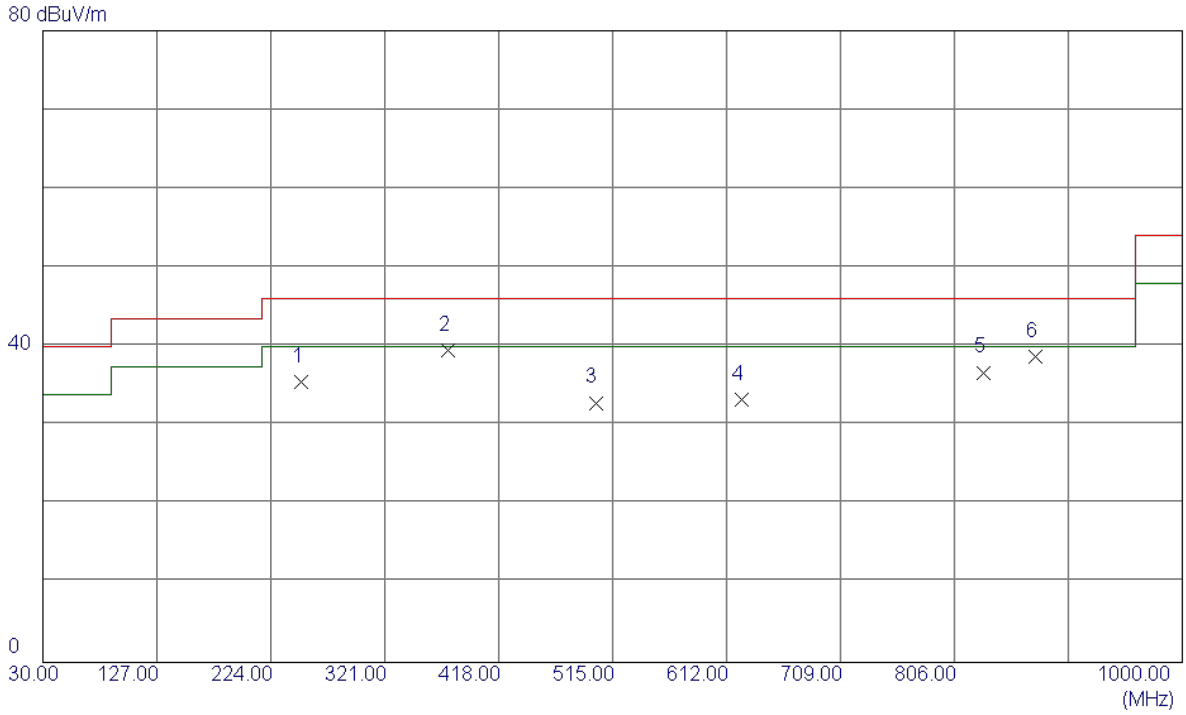

No.	Freq.	Reading Level	Correct Factor	Measure ment	Limit	Margin		
	MHz	dBuV/m	dB	dBuV/m	dBuV/m	dB	Detector	Comment
1	250.1900	48.93	-13.37	35.56	46.00	-10.44	Peak	
2 *	375.3200	49.37	-9.78	39.59	46.00	-6.41	Peak	
3	500.4500	40.03	-7.15	32.88	46.00	-13.12	Peak	
4	624.6100	38.06	-4.77	33.29	46.00	-12.71	Peak	
5	831.2199	37.86	-1.14	36.72	46.00	-9.28	Peak	
6	874.8700	38.92	-0.20	38.72	46.00	-7.28	Peak	

Test Mode:	UNII-1/TX 802.11a Mode 5200MHz

Vertical

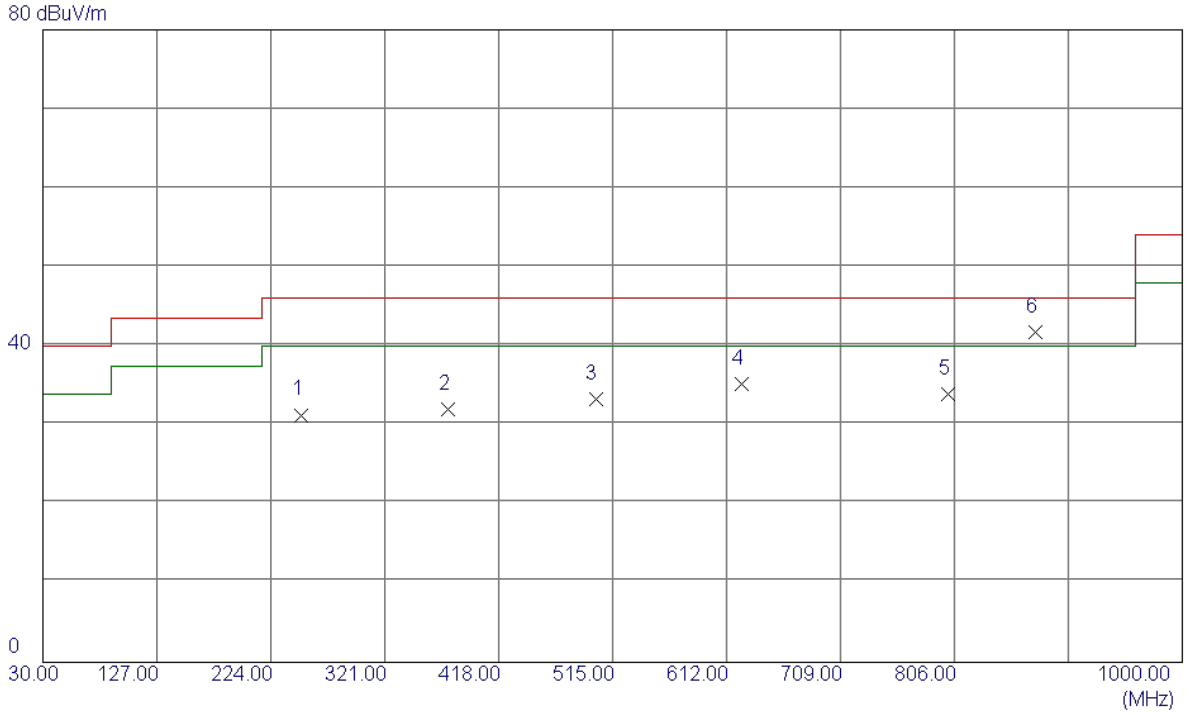

No.	Freq.	Reading Level	Correct Factor	Measure ment	Limit	Margin		
	MHz	dBuV/m	dB	dBuV/m	dBuV/m	dB	Detector	Comment
1	250.1900	44.65	-13.37	31.28	46.00	-14.72	Peak	
2	375.3200	41.84	-9.78	32.06	46.00	-13.94	Peak	
3	500.4500	40.39	-7.15	33.24	46.00	-12.76	Peak	
4	624.6100	39.93	-4.77	35.16	46.00	-10.84	Peak	
5	800.1800	35.65	-1.68	33.97	46.00	-12.03	Peak	
6 *	874.8700	41.99	-0.20	41.79	46.00	-4.21	Peak	

Test Mode:	UNII-1/TX 802.11a Mode 5200MHz

Horizontal

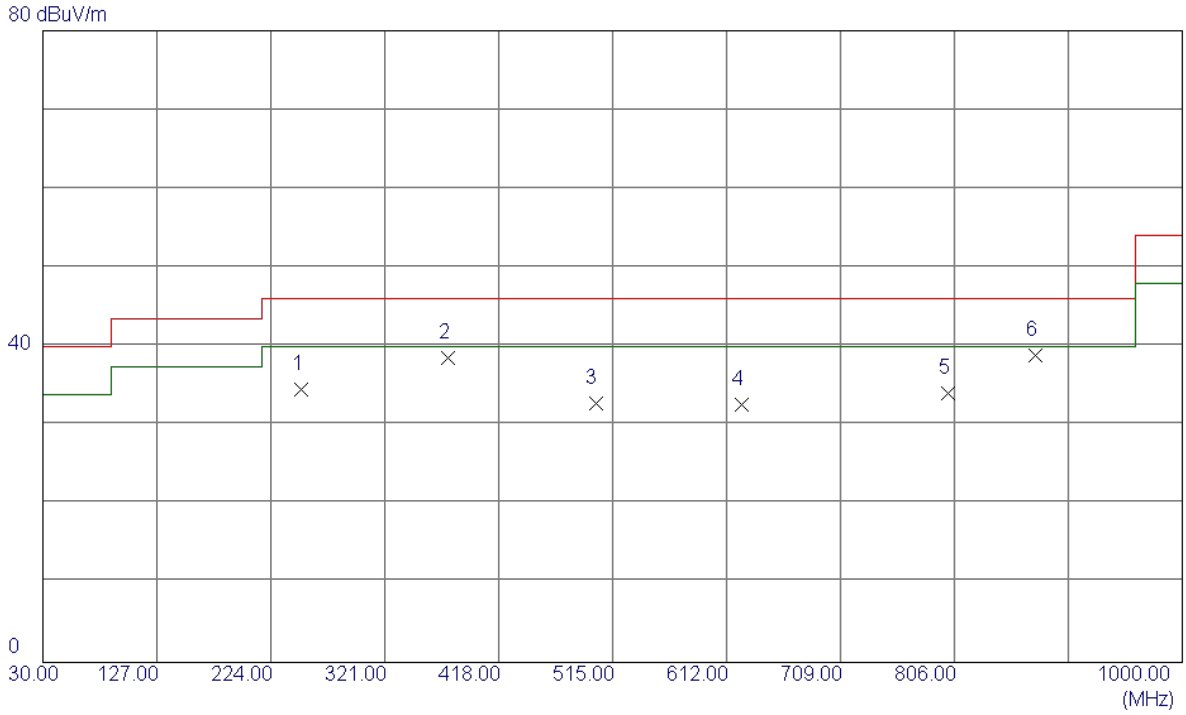

No.	Freq.	Reading Level	Correct Factor	Measure ment	Limit	Margin		
	MHz	dBuV/m	dB	dBuV/m	dBuV/m	dB	Detector	Comment
1	250.1900	47.86	-13.37	34.49	46.00	-11.51	Peak	
2	375.3200	48.37	-9.78	38.59	46.00	-7.41	Peak	
3	500.4500	39.93	-7.15	32.78	46.00	-13.22	Peak	
4	624.6100	37.47	-4.77	32.70	46.00	-13.30	Peak	
5	800.1800	35.83	-1.68	34.15	46.00	-11.85	Peak	
6 *	874.8700	39.14	-0.20	38.94	46.00	-7.06	Peak	

Test Mode:	UNII-1/TX 802.11a Mode 5240MHz

Vertical

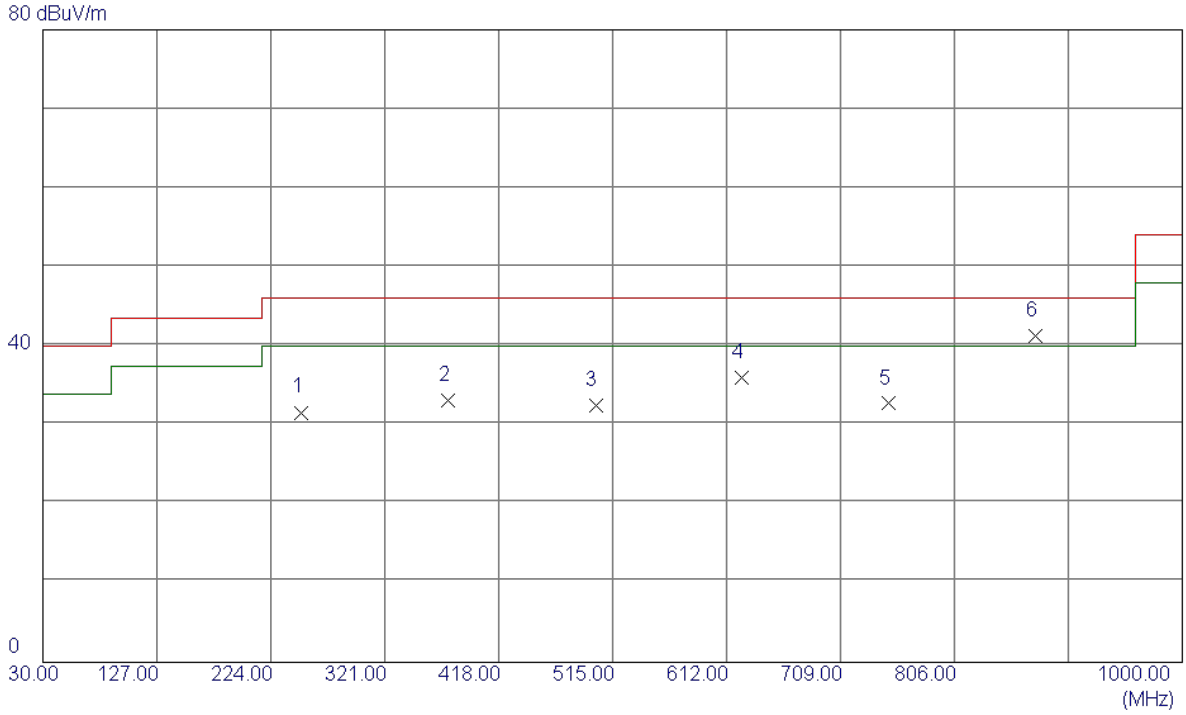

No.	Freq.	Reading Level	Correct Factor	Measure ment	Limit	Margin		
	MHz	dBuV/m	dB	dBuV/m	dBuV/m	dB	Detector	Comment
1	250.1900	44.97	-13.37	31.60	46.00	-14.40	Peak	
2	375.3200	42.84	-9.78	33.06	46.00	-12.94	Peak	
3	500.4500	39.68	-7.15	32.53	46.00	-13.47	Peak	
4	624.6100	40.79	-4.77	36.02	46.00	-9.98	Peak	
5	749.7400	34.72	-2.00	32.72	46.00	-13.28	Peak	
6 *	874.8700	41.53	-0.20	41.33	46.00	-4.67	Peak	

Test Mode:	UNII-1/TX 802.11a Mode 5240MHz

Horizontal

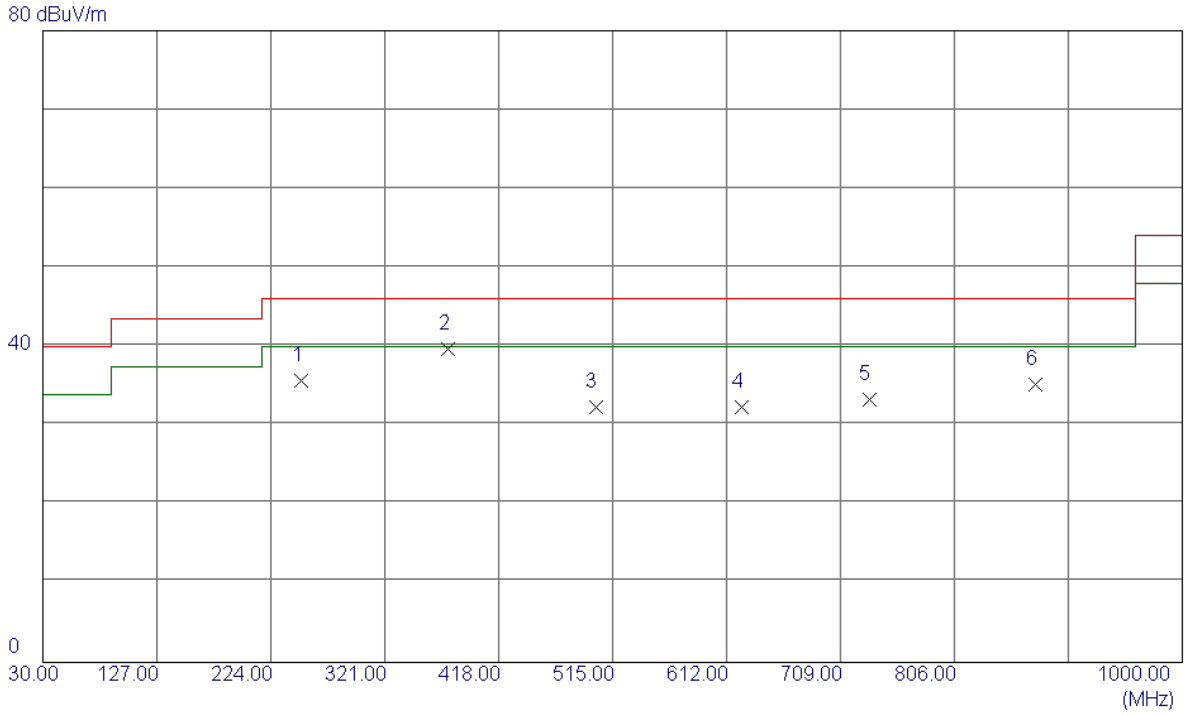

No.	Freq.	Reading Level	Correct Factor	Measure ment	Limit	Margin		
	MHz	dBuV/m	dB	dBuV/m	dBuV/m	dB	Detector	Comment
1	250.1900	49.07	-13.37	35.70	46.00	-10.30	Peak	
2 *	375.3200	49.54	-9.78	39.76	46.00	-6.24	Peak	
3	500.4500	39.47	-7.15	32.32	46.00	-13.68	Peak	
4	624.6100	37.16	-4.77	32.39	46.00	-13.61	Peak	
5	733.2500	35.87	-2.59	33.28	46.00	-12.72	Peak	
6	874.8700	35.37	-0.20	35.17	46.00	-10.83	Peak	

Test Mode:	UNII-2A/TX 802.11a Mode 5260MHz

Vertical

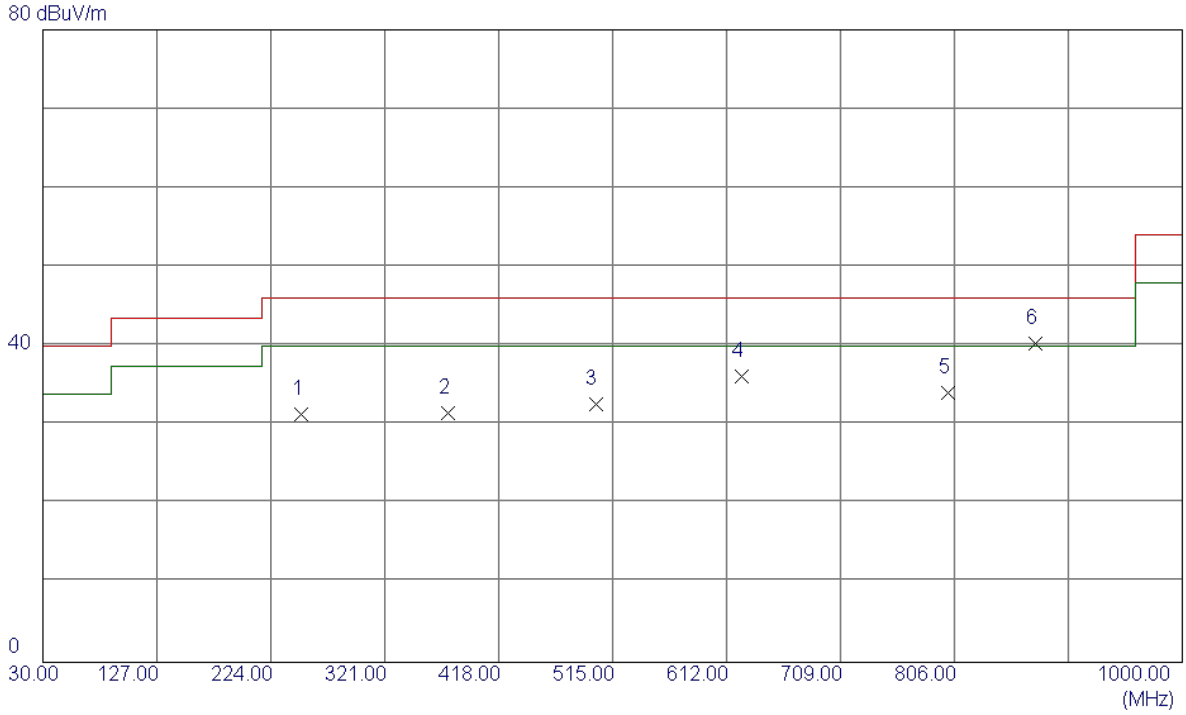

No.	Freq.	Reading Level	Correct Factor	Measure ment	Limit	Margin		
	MHz	dBuV/m	dB	dBuV/m	dBuV/m	dB	Detector	Comment
1	250.1900	44.69	-13.37	31.32	46.00	-14.68	Peak	
2	375.3200	41.30	-9.78	31.52	46.00	-14.48	Peak	
3	500.4500	39.78	-7.15	32.63	46.00	-13.37	Peak	
4	624.6100	40.92	-4.77	36.15	46.00	-9.85	Peak	
5	800.1800	35.71	-1.68	34.03	46.00	-11.97	Peak	
6 *	874.8700	40.54	-0.20	40.34	46.00	-5.66	Peak	

Test Mode:	UNII-2A/TX 802.11a Mode 5260MHz

Horizontal

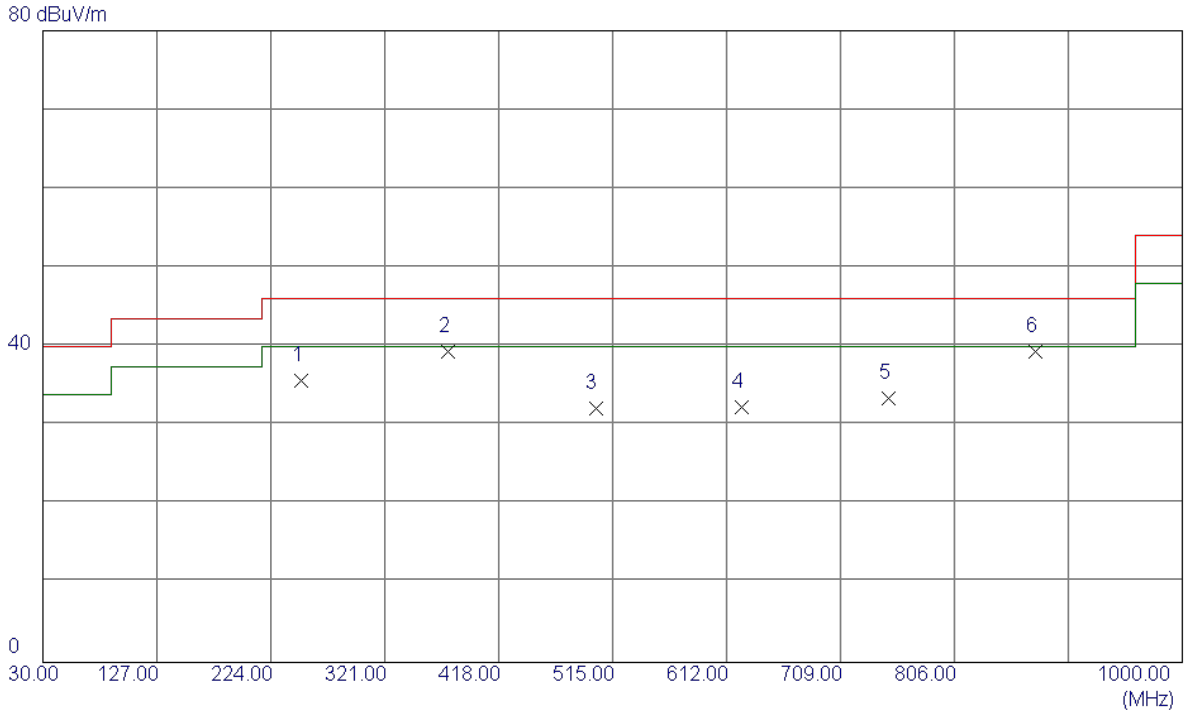

No.	Freq.	Reading Level	Correct Factor	Measure ment	Limit	Margin		
	MHz	dBuV/m	dB	dBuV/m	dBuV/m	dB	Detector	Comment
1	250.1900	49.13	-13.37	35.76	46.00	-10.24	Peak	
2	375.3200	49.10	-9.78	39.32	46.00	-6.68	Peak	
3	500.4500	39.25	-7.15	32.10	46.00	-13.90	Peak	
4	624.6100	37.11	-4.77	32.34	46.00	-13.66	Peak	
5	749.7400	35.47	-2.00	33.47	46.00	-12.53	Peak	
6 *	874.8700	39.58	-0.20	39.38	46.00	-6.62	Peak	

Test Mode:	UNII-2A/TX 802.11a Mode 5300MHz

Vertical

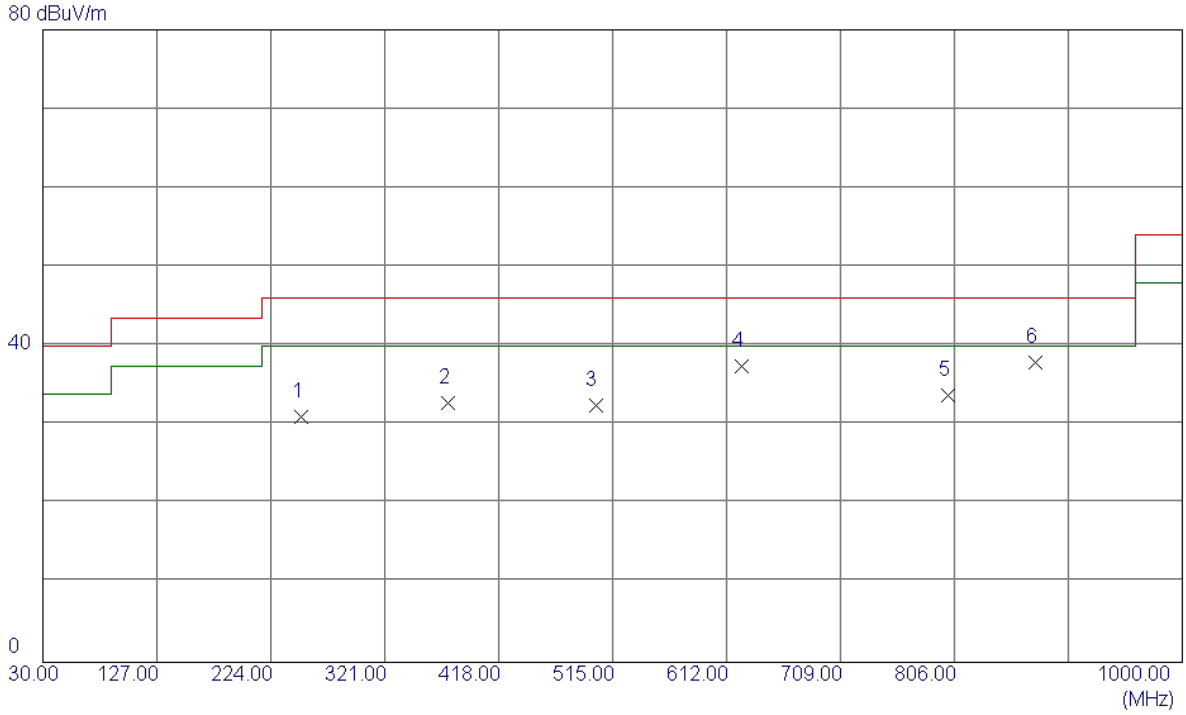

No.	Freq.	Reading Level	Correct Factor	Measure ment	Limit	Margin		
	MHz	dBuV/m	dB	dBuV/m	dBuV/m	dB	Detector	Comment
1	250.1900	44.47	-13.37	31.10	46.00	-14.90	Peak	
2	375.3200	42.62	-9.78	32.84	46.00	-13.16	Peak	
3	500.4500	39.60	-7.15	32.45	46.00	-13.55	Peak	
4	624.6100	42.14	-4.77	37.37	46.00	-8.63	Peak	
5	800.1800	35.44	-1.68	33.76	46.00	-12.24	Peak	
6 *	874.8700	38.19	-0.20	37.99	46.00	-8.01	Peak	

Test Mode:	UNII-2A/TX 802.11a Mode 5300MHz

Horizontal

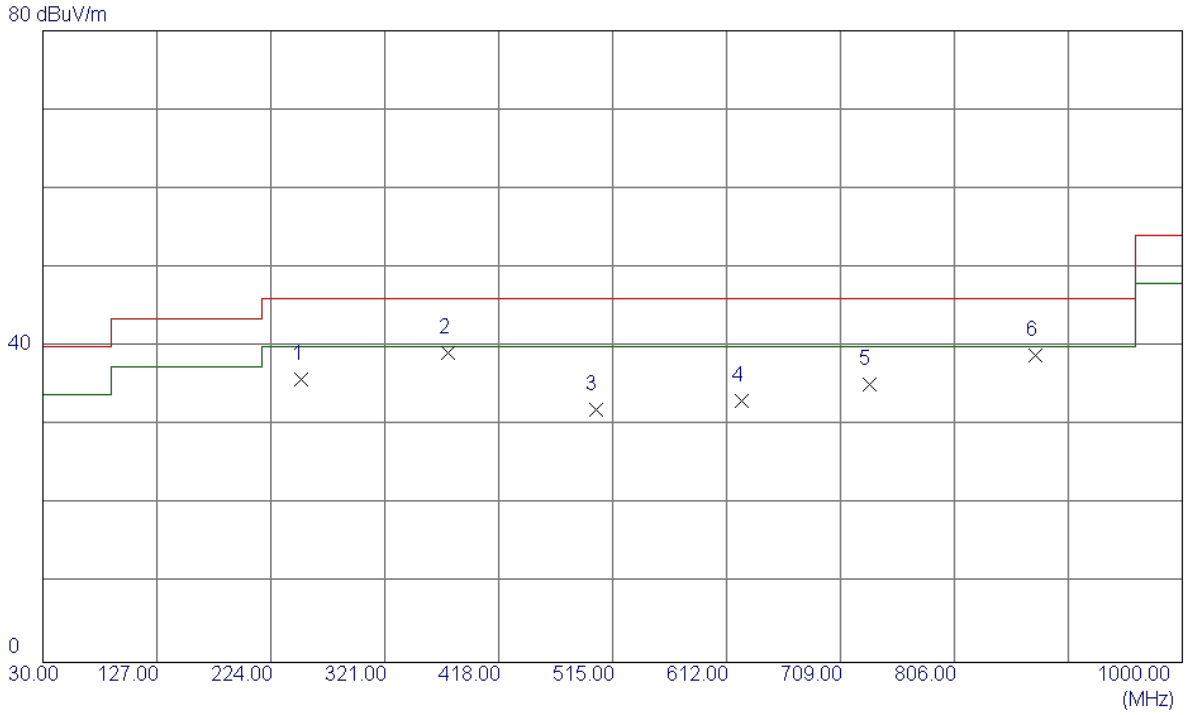

No.	Freq.	Reading Level	Correct Factor	Measure ment	Limit	Margin		
	MHz	dBuV/m	dB	dBuV/m	dBuV/m	dB	Detector	Comment
1	250.1900	49.17	-13.37	35.80	46.00	-10.20	Peak	
2 *	375.3200	48.98	-9.78	39.20	46.00	-6.80	Peak	
3	500.4500	39.09	-7.15	31.94	46.00	-14.06	Peak	
4	624.6100	37.93	-4.77	33.16	46.00	-12.84	Peak	
5	733.2500	37.80	-2.59	35.21	46.00	-10.79	Peak	
6	874.8700	39.11	-0.20	38.91	46.00	-7.09	Peak	

Test Mode:	UNII-2A/TX 802.11a Mode 5320MHz

Vertical

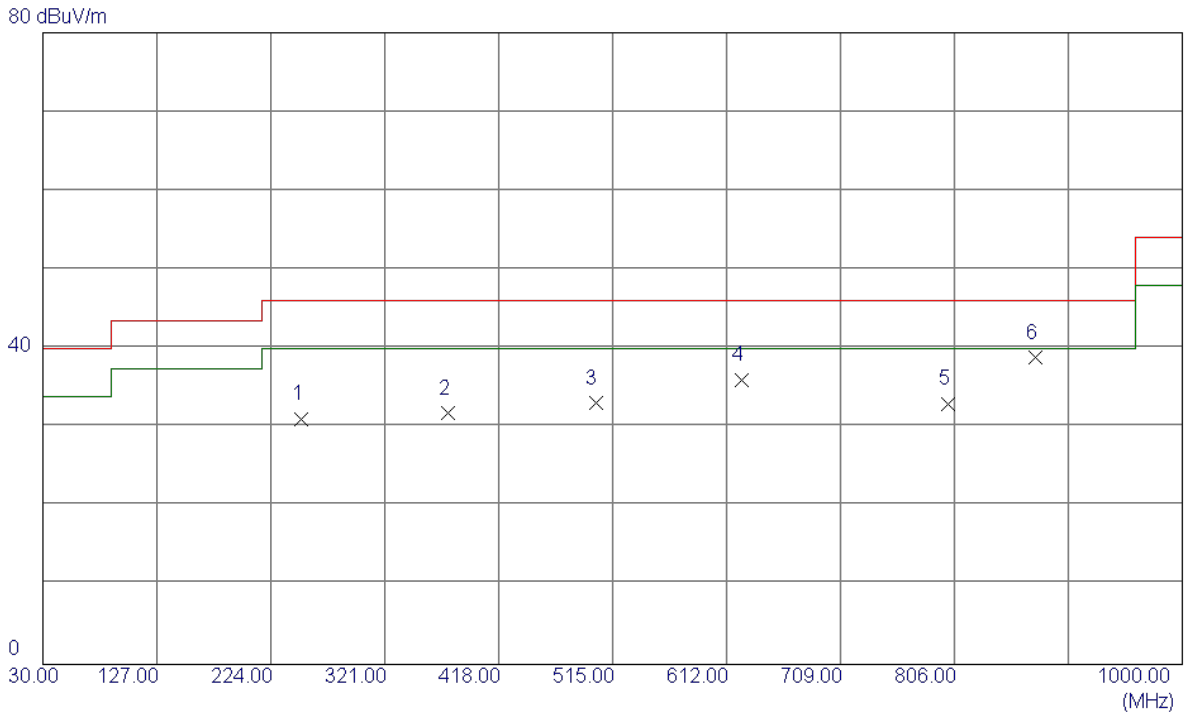

No.	Freq.	Reading Level	Correct Factor	Measure ment	Limit	Margin		
	MHz	dBuV/m	dB	dBuV/m	dBuV/m	dB	Detector	Comment
1	250.1900	44.44	-13.37	31.07	46.00	-14.93	Peak	
2	375.3200	41.54	-9.78	31.76	46.00	-14.24	Peak	
3	500.4500	40.19	-7.15	33.04	46.00	-12.96	Peak	
4	624.6100	40.84	-4.77	36.07	46.00	-9.93	Peak	
5	800.1800	34.69	-1.68	33.01	46.00	-12.99	Peak	
6 *	874.8700	39.00	-0.20	38.80	46.00	-7.20	Peak	

Test Mode:	UNII-2A/TX 802.11a Mode 5320MHz

Horizontal

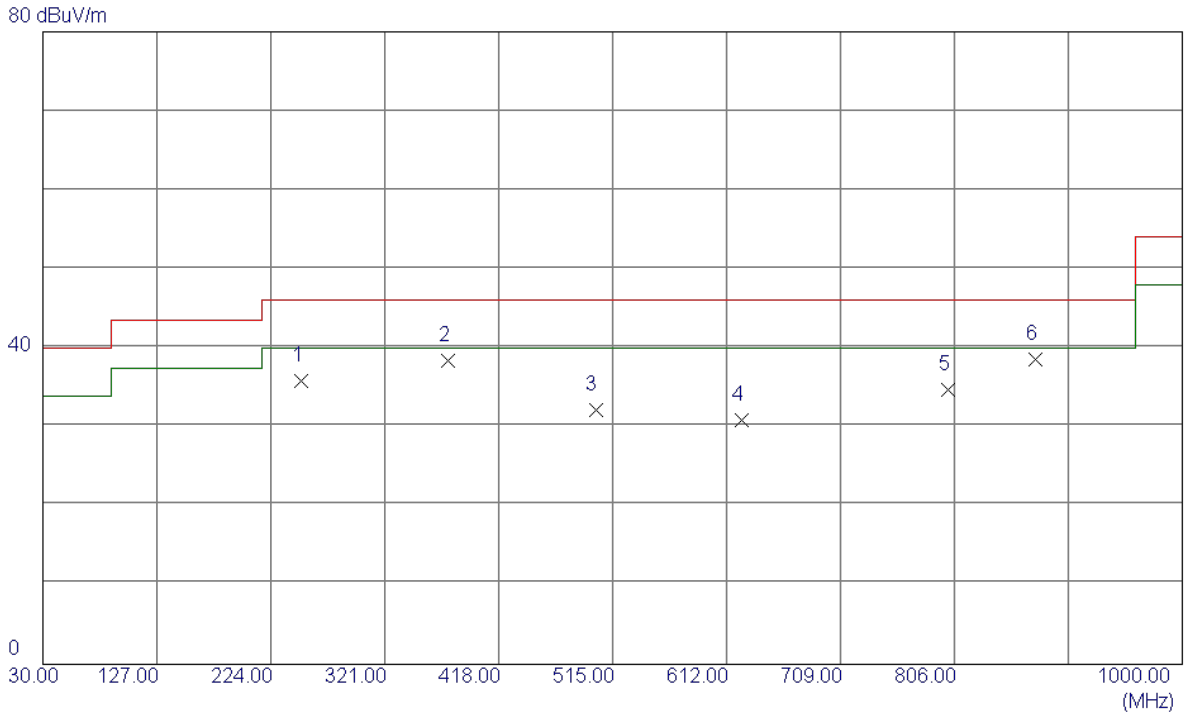

No.	Freq.	Reading Level	Correct Factor	Measure ment	Limit	Margin		
	MHz	dBuV/m	dB	dBuV/m	dBuV/m	dB	Detector	Comment
1	250.1900	49.28	-13.37	35.91	46.00	-10.09	Peak	
2	375.3200	48.11	-9.78	38.33	46.00	-7.67	Peak	
3	500.4500	39.25	-7.15	32.10	46.00	-13.90	Peak	
4	624.6100	35.68	-4.77	30.91	46.00	-15.09	Peak	
5	800.1800	36.38	-1.68	34.70	46.00	-11.30	Peak	
6 *	874.8700	38.77	-0.20	38.57	46.00	-7.43	Peak	

Test Mode:	UNII-2C/TX 802.11a Mode 5500MHz

Vertical

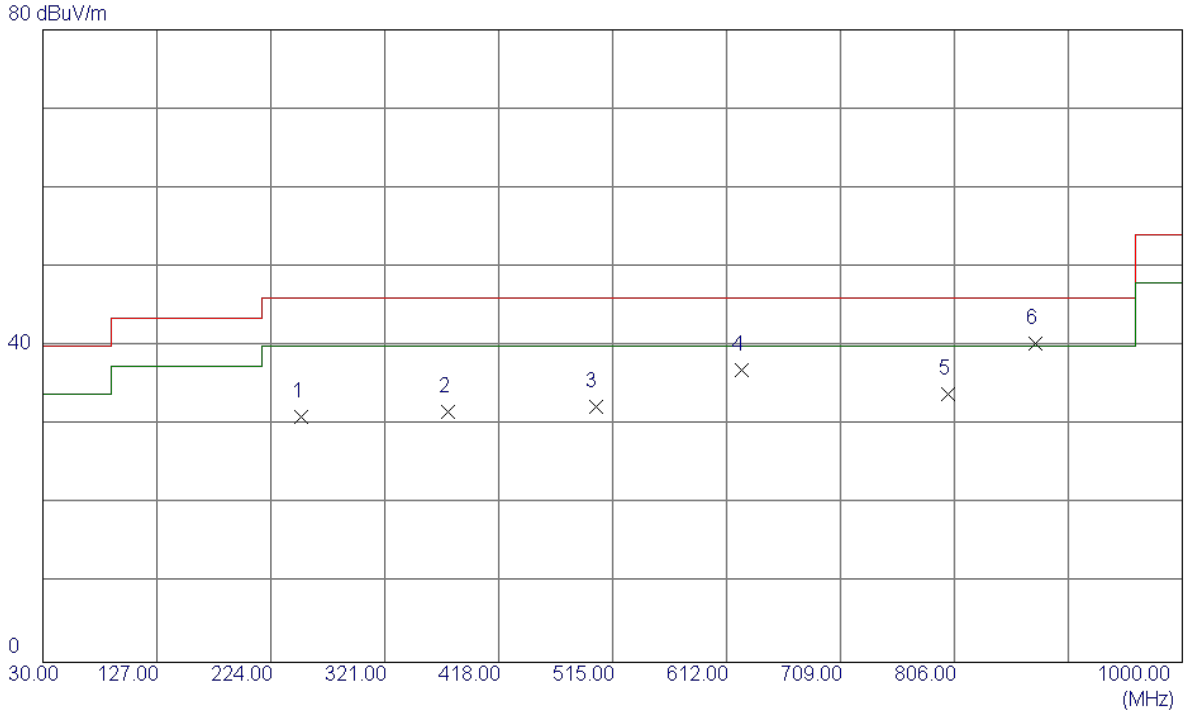

No.	Freq.	Reading Level	Correct Factor	Measure ment	Limit	Margin		
	MHz	dBuV/m	dB	dBuV/m	dBuV/m	dB	Detector	Comment
1	250.1900	44.41	-13.37	31.04	46.00	-14.96	Peak	
2	375.3200	41.49	-9.78	31.71	46.00	-14.29	Peak	
3	500.4500	39.41	-7.15	32.26	46.00	-13.74	Peak	
4	624.6100	41.79	-4.77	37.02	46.00	-8.98	Peak	
5	800.1800	35.59	-1.68	33.91	46.00	-12.09	Peak	
6 *	874.8700	40.58	-0.20	40.38	46.00	-5.62	Peak	

Test Mode:	UNII-2C/TX 802.11a Mode 5500MHz

Horizontal

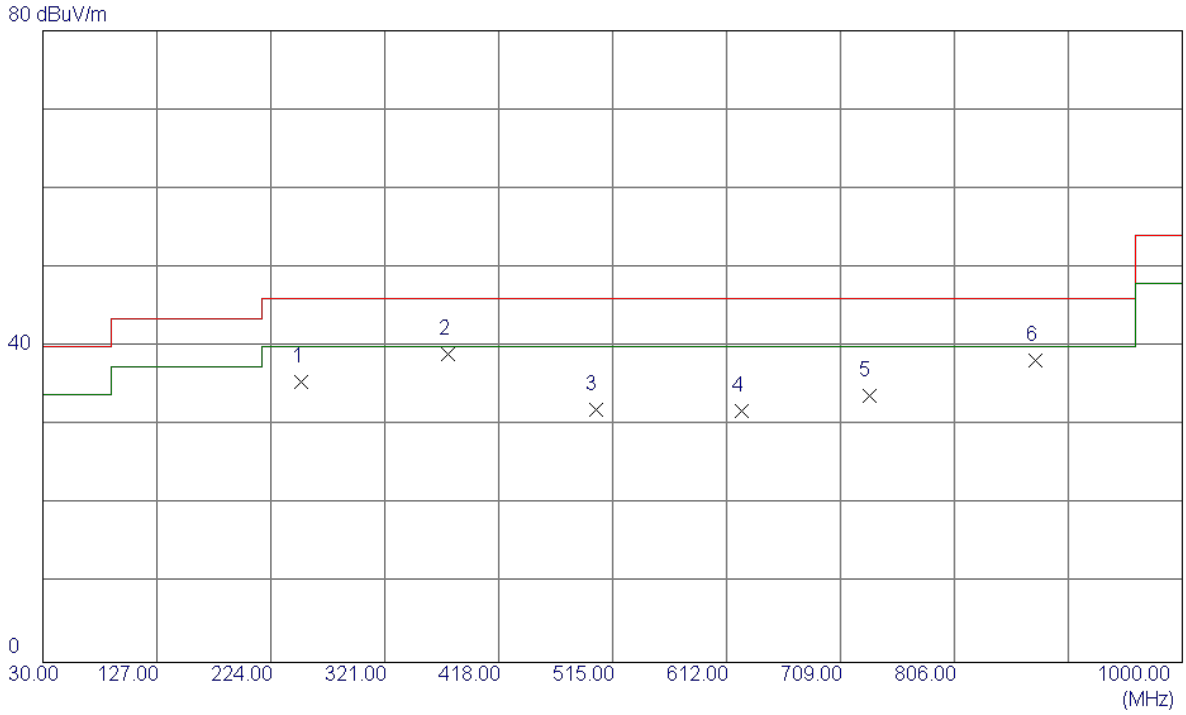

No.	Freq.	Reading Level	Correct Factor	Measure ment	Limit	Margin		
	MHz	dBuV/m	dB	dBuV/m	dBuV/m	dB	Detector	Comment
1	250.1900	48.94	-13.37	35.57	46.00	-10.43	Peak	
2 *	375.3200	48.87	-9.78	39.09	46.00	-6.91	Peak	
3	500.4500	39.16	-7.15	32.01	46.00	-13.99	Peak	
4	624.6100	36.55	-4.77	31.78	46.00	-14.22	Peak	
5	733.2500	36.29	-2.59	33.70	46.00	-12.30	Peak	
6	874.8700	38.50	-0.20	38.30	46.00	-7.70	Peak	

Test Mode:	UNII-2C/TX 802.11a Mode 5580MHz

Vertical

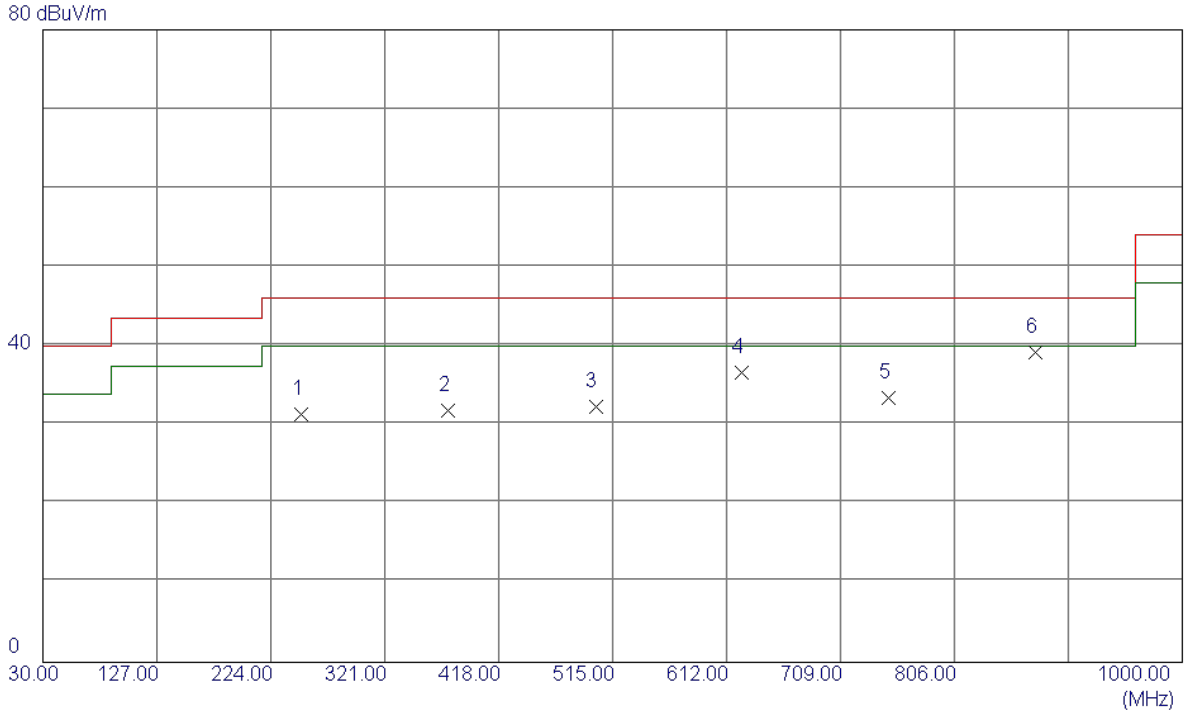

No.	Freq.	Reading Level	Correct Factor	Measure ment	Limit	Margin		
	MHz	dBuV/m	dB	dBuV/m	dBuV/m	dB	Detector	Comment
1	250.1900	44.76	-13.37	31.39	46.00	-14.61	Peak	
2	375.3200	41.67	-9.78	31.89	46.00	-14.11	Peak	
3	500.4500	39.48	-7.15	32.33	46.00	-13.67	Peak	
4	624.6100	41.38	-4.77	36.61	46.00	-9.39	Peak	
5	749.7400	35.51	-2.00	33.51	46.00	-12.49	Peak	
6 *	874.8700	39.39	-0.20	39.19	46.00	-6.81	Peak	

Test Mode:	UNII-2C/TX 802.11a Mode 5580MHz

Horizontal

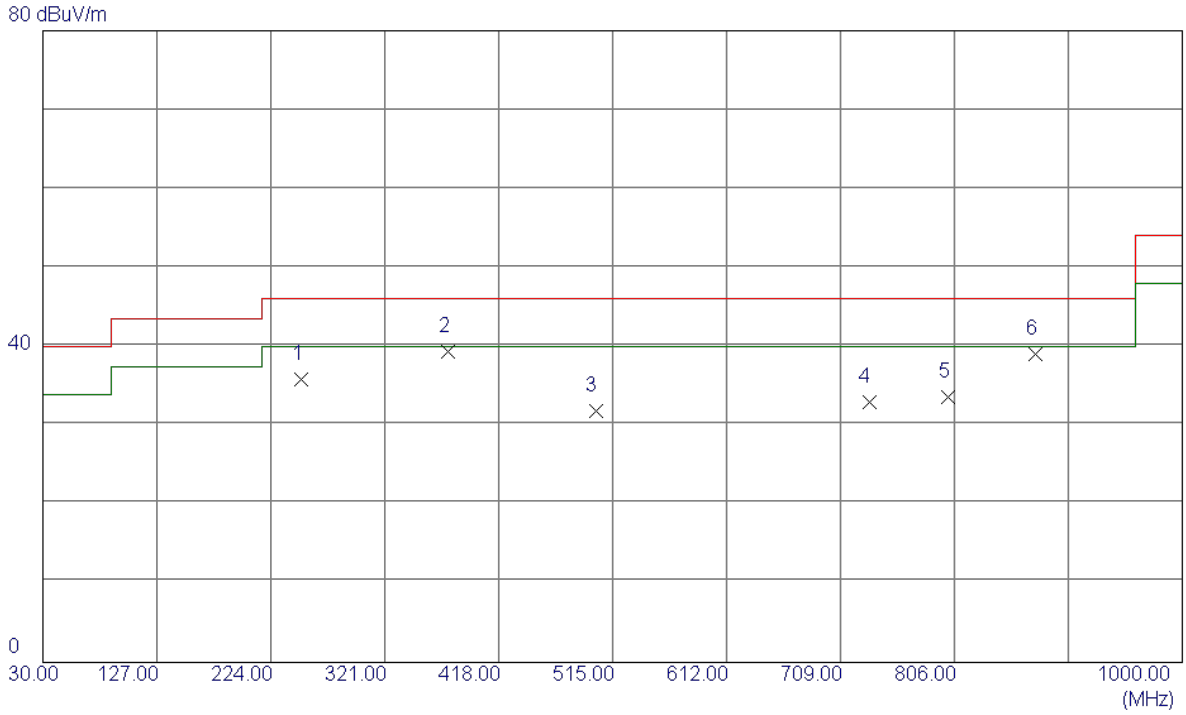

No.	Freq.	Reading Level	Correct Factor	Measure ment	Limit	Margin		
	MHz	dBuV/m	dB	dBuV/m	dBuV/m	dB	Detector	Comment
1	250.1900	49.17	-13.37	35.80	46.00	-10.20	Peak	
2 *	375.3200	49.19	-9.78	39.41	46.00	-6.59	Peak	
3	500.4500	39.06	-7.15	31.91	46.00	-14.09	Peak	
4	733.2500	35.58	-2.59	32.99	46.00	-13.01	Peak	
5	800.1800	35.31	-1.68	33.63	46.00	-12.37	Peak	
6	874.8700	39.25	-0.20	39.05	46.00	-6.95	Peak	

Test Mode:	UNII-2C/TX 802.11a Mode 5700MHz

Vertical

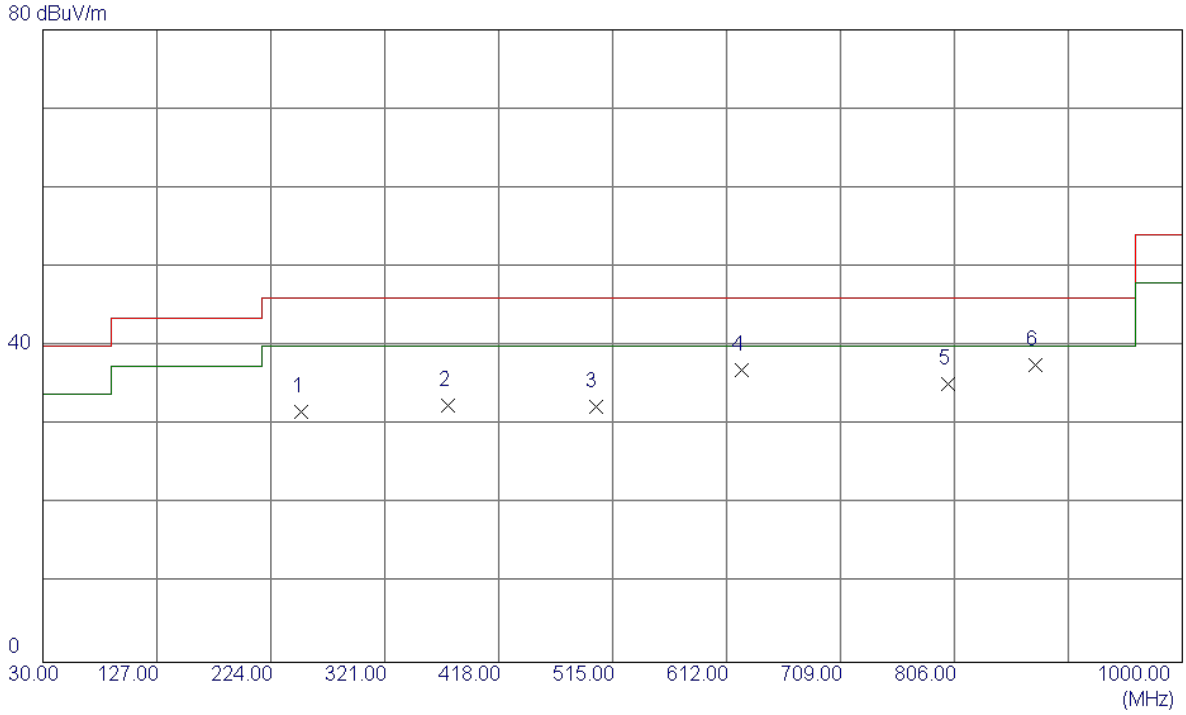

No.	Freq.	Reading Level	Correct Factor	Measure ment	Limit	Margin		
	MHz	dBuV/m	dB	dBuV/m	dBuV/m	dB	Detector	Comment
1	250.1900	45.07	-13.37	31.70	46.00	-14.30	Peak	
2	375.3200	42.27	-9.78	32.49	46.00	-13.51	Peak	
3	500.4500	39.40	-7.15	32.25	46.00	-13.75	Peak	
4	624.6100	41.77	-4.77	37.00	46.00	-9.00	Peak	
5	800.1800	36.82	-1.68	35.14	46.00	-10.86	Peak	
6 *	874.8700	37.75	-0.20	37.55	46.00	-8.45	Peak	

Test Mode:	UNII-2C/TX 802.11a Mode 5700MHz

Horizontal

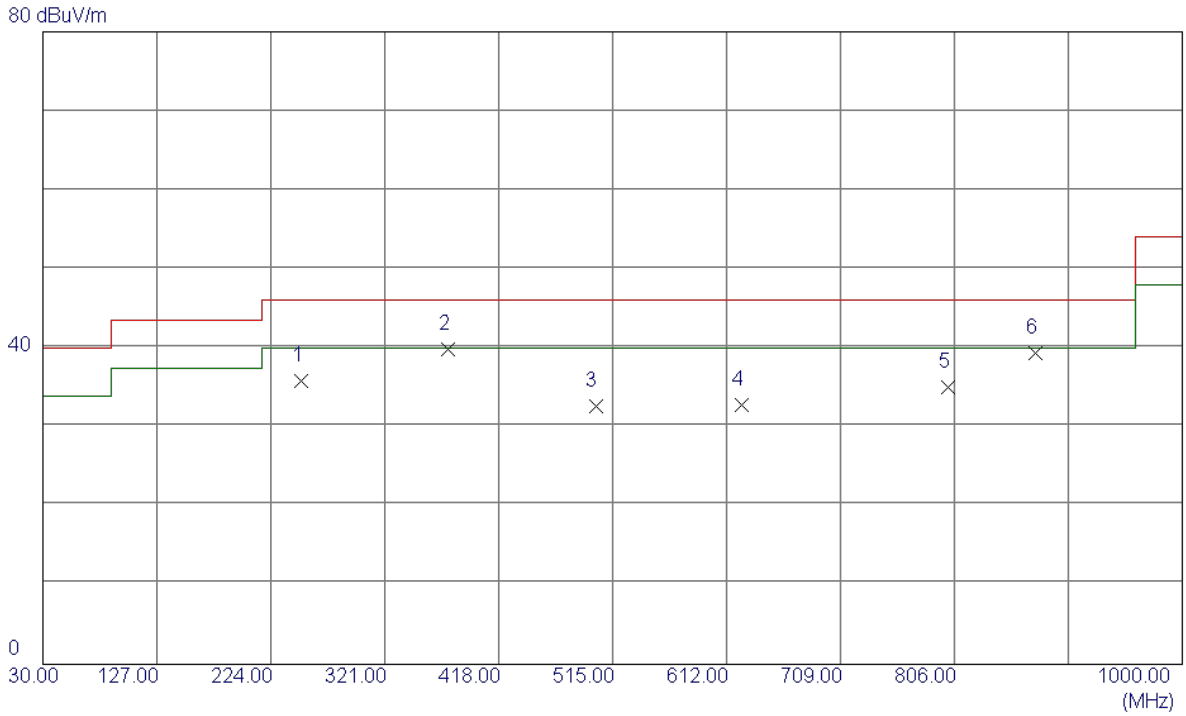

No.	Freq.	Reading Level	Correct Factor	Measure ment	Limit	Margin		
	MHz	dBuV/m	dB	dBuV/m	dBuV/m	dB	Detector	Comment
1	250.1900	49.25	-13.37	35.88	46.00	-10.12	Peak	
2 *	375.3200	49.55	-9.78	39.77	46.00	-6.23	Peak	
3	500.4500	39.81	-7.15	32.66	46.00	-13.34	Peak	
4	624.6100	37.58	-4.77	32.81	46.00	-13.19	Peak	
5	800.1800	36.71	-1.68	35.03	46.00	-10.97	Peak	
6	874.8700	39.63	-0.20	39.43	46.00	-6.57	Peak	

Test Mode:	UNII-3/TX 802.11a Mode 5745MHz

Vertical

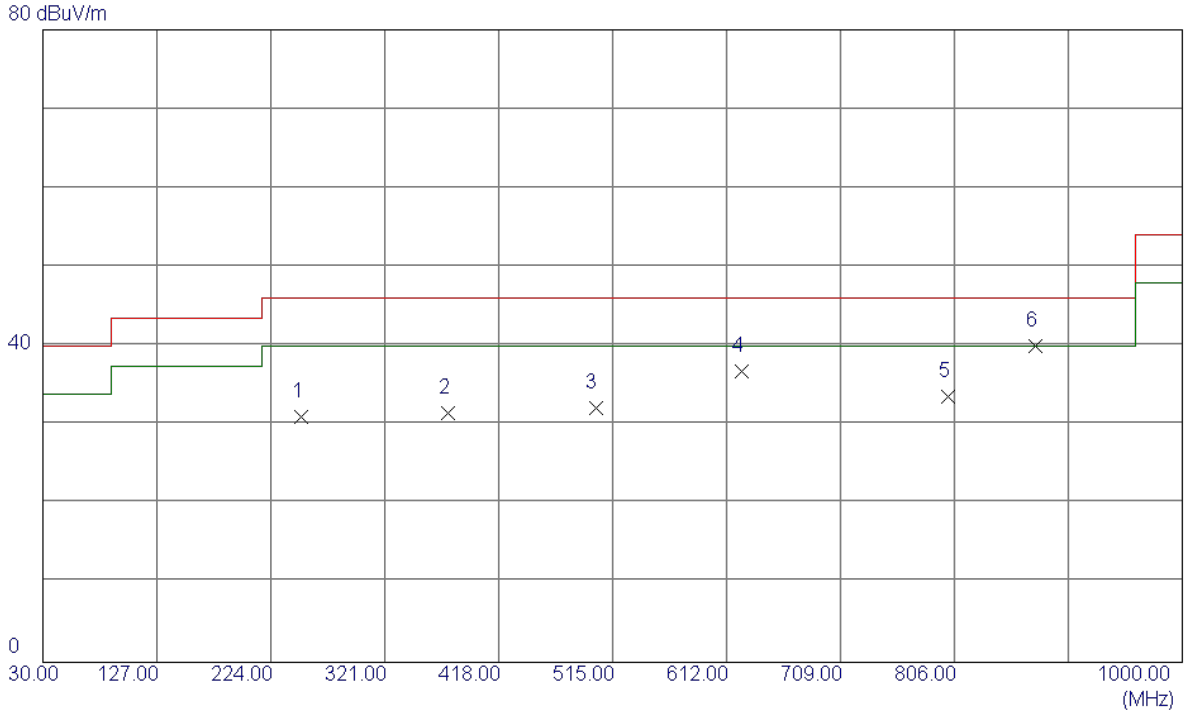

No.	Freq.	Reading Level	Correct Factor	Measure ment	Limit	Margin		
	MHz	dBuV/m	dB	dBuV/m	dBuV/m	dB	Detector	Comment
1	250.1900	44.34	-13.37	30.97	46.00	-15.03	Peak	
2	375.3200	41.27	-9.78	31.49	46.00	-14.51	Peak	
3	500.4500	39.31	-7.15	32.16	46.00	-13.84	Peak	
4	624.6100	41.54	-4.77	36.77	46.00	-9.23	Peak	
5	800.1800	35.21	-1.68	33.53	46.00	-12.47	Peak	
6 *	874.8700	40.15	-0.20	39.95	46.00	-6.05	Peak	

Test Mode:	UNII-3/TX 802.11a Mode 5745MHz

Horizontal

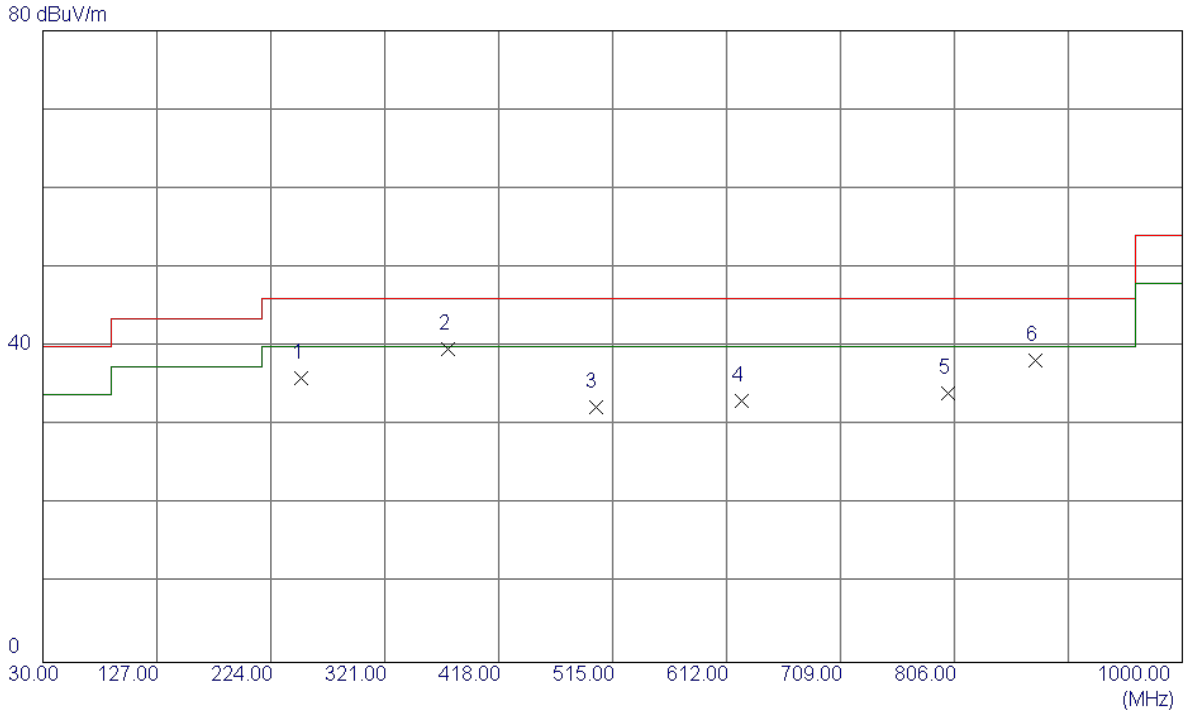

No.	Freq.	Reading Level	Correct Factor	Measure ment	Limit	Margin		
	MHz	dBuV/m	dB	dBuV/m	dBuV/m	dB	Detector	Comment
1	250.1900	49.38	-13.37	36.01	46.00	-9.99	Peak	
2 *	375.3200	49.50	-9.78	39.72	46.00	-6.28	Peak	
3	500.4500	39.43	-7.15	32.28	46.00	-13.72	Peak	
4	624.6100	37.87	-4.77	33.10	46.00	-12.90	Peak	
5	800.1800	35.71	-1.68	34.03	46.00	-11.97	Peak	
6	874.8700	38.48	-0.20	38.28	46.00	-7.72	Peak	

Test Mode:	UNII-3/TX 802.11a Mode 5785MHz

Vertical

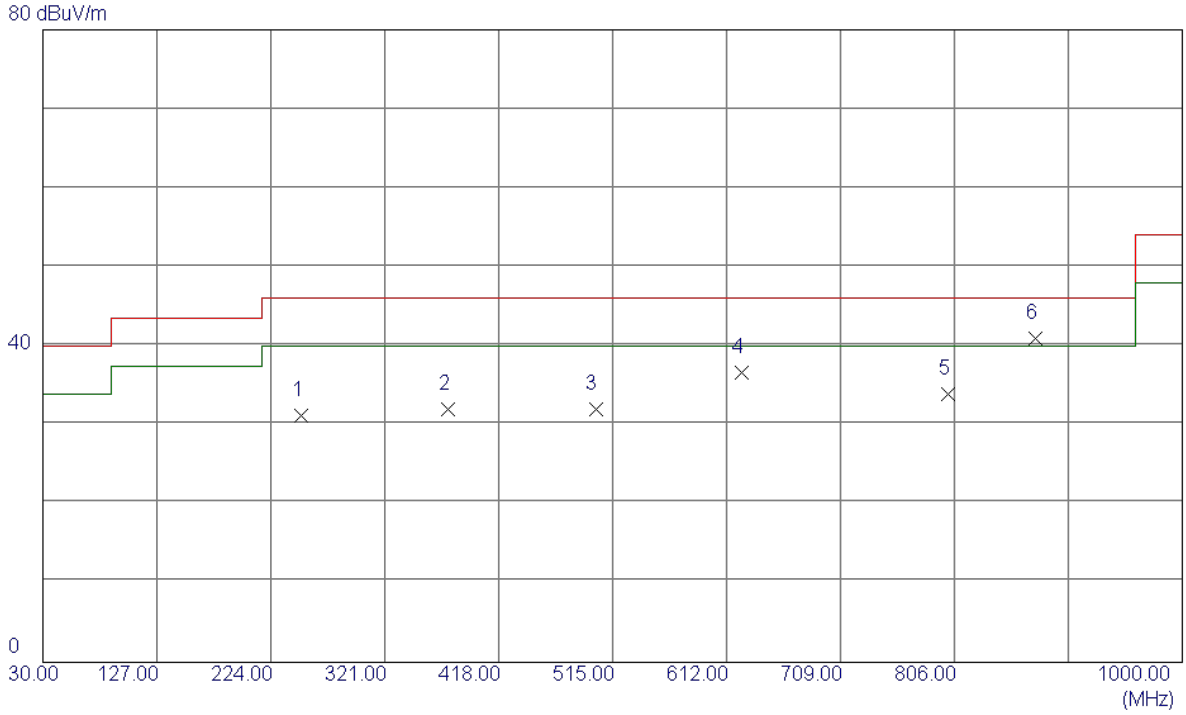

No.	Freq.	Reading Level	Correct Factor	Measure ment	Limit	Margin		
	MHz	dBuV/m	dB	dBuV/m	dBuV/m	dB	Detector	Comment
1	250.1900	44.62	-13.37	31.25	46.00	-14.75	Peak	
2	375.3200	41.83	-9.78	32.05	46.00	-13.95	Peak	
3	500.4500	39.14	-7.15	31.99	46.00	-14.01	Peak	
4	624.6100	41.47	-4.77	36.70	46.00	-9.30	Peak	
5	800.1800	35.62	-1.68	33.94	46.00	-12.06	Peak	
6 *	874.8700	41.23	-0.20	41.03	46.00	-4.97	Peak	

Test Mode:	UNII-3/TX 802.11a Mode 5785MHz

Horizontal

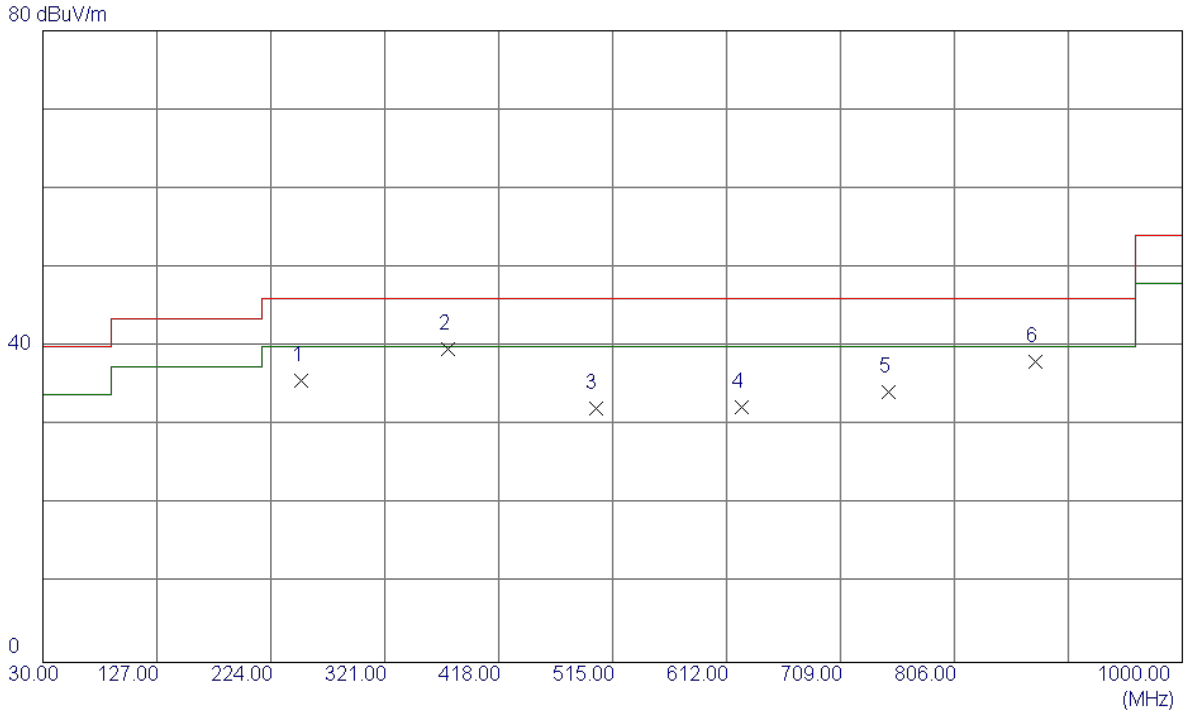

No.	Freq.	Reading Level	Correct Factor	Measure ment	Limit	Margin		
	MHz	dBuV/m	dB	dBuV/m	dBuV/m	dB	Detector	Comment
1	250.1900	49.06	-13.37	35.69	46.00	-10.31	Peak	
2 *	375.3200	49.46	-9.78	39.68	46.00	-6.32	Peak	
3	500.4500	39.37	-7.15	32.22	46.00	-13.78	Peak	
4	624.6100	37.04	-4.77	32.27	46.00	-13.73	Peak	
5	749.7400	36.19	-2.00	34.19	46.00	-11.81	Peak	
6	874.8700	38.29	-0.20	38.09	46.00	-7.91	Peak	

Test Mode:	UNII-3/TX 802.11a Mode 5825MHz

Vertical

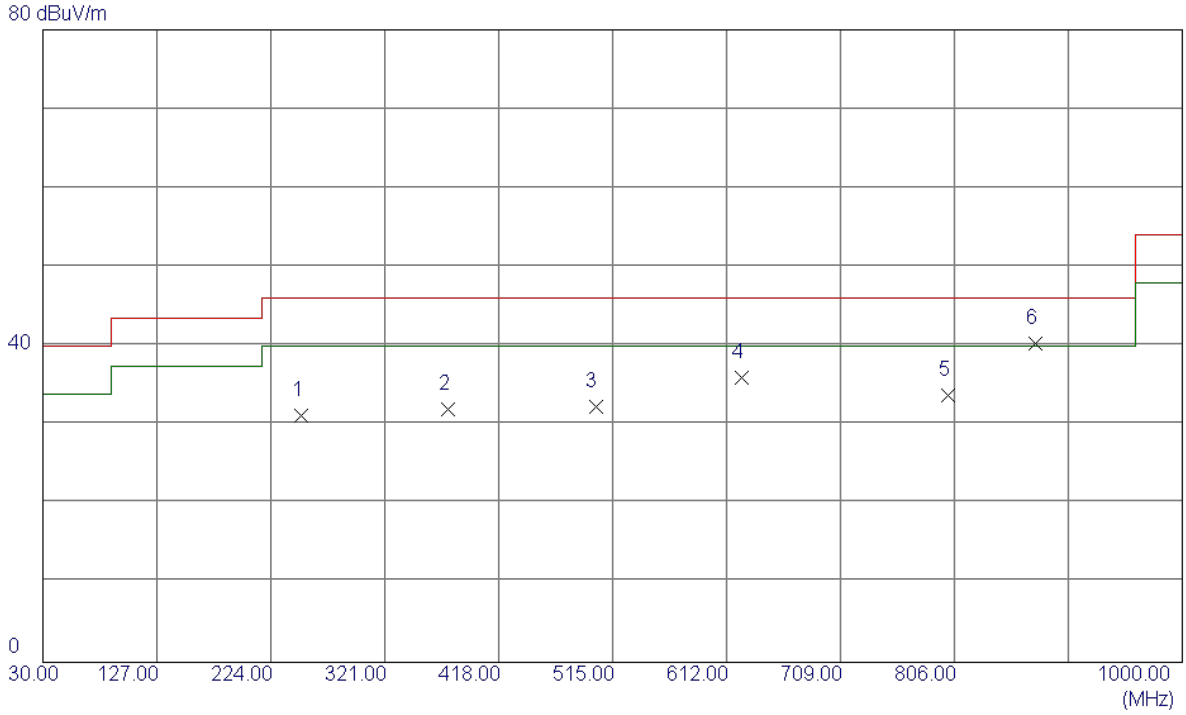

No.	Freq.	Reading Level	Correct Factor	Measure ment	Limit	Margin		
	MHz	dBuV/m	dB	dBuV/m	dBuV/m	dB	Detector	Comment
1	250.1900	44.54	-13.37	31.17	46.00	-14.83	Peak	
2	375.3200	41.80	-9.78	32.02	46.00	-13.98	Peak	
3	500.4500	39.50	-7.15	32.35	46.00	-13.65	Peak	
4	624.6100	40.72	-4.77	35.95	46.00	-10.05	Peak	
5	800.1800	35.49	-1.68	33.81	46.00	-12.19	Peak	
6 *	874.8700	40.50	-0.20	40.30	46.00	-5.70	Peak	

Test Mode:	UNII-3/TX 802.11a Mode 5825MHz

Horizontal

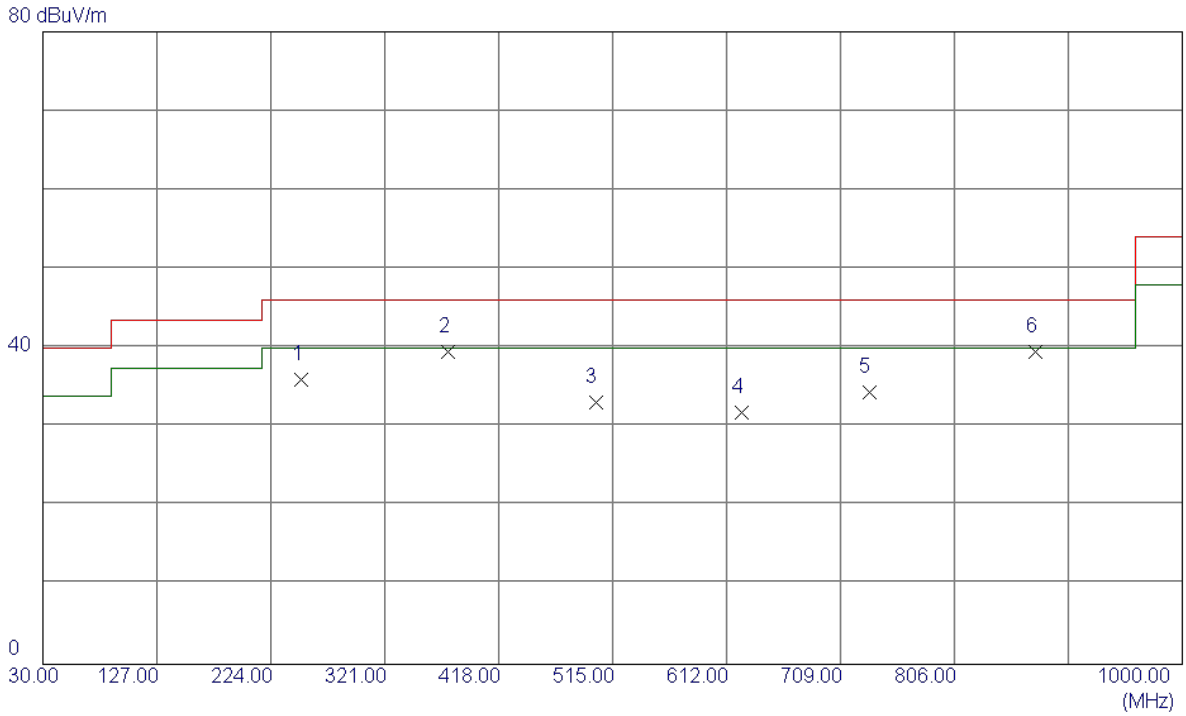

No.	Freq.	Reading Level	Correct Factor	Measure ment	Limit	Margin		
	MHz	dBuV/m	dB	dBuV/m	dBuV/m	dB	Detector	Comment
1	250.1900	49.40	-13.37	36.03	46.00	-9.97	Peak	
2 *	375.3200	49.37	-9.78	39.59	46.00	-6.41	Peak	
3	500.4500	40.29	-7.15	33.14	46.00	-12.86	Peak	
4	624.6100	36.61	-4.77	31.84	46.00	-14.16	Peak	
5	733.2500	37.03	-2.59	34.44	46.00	-11.56	Peak	
6	874.8700	39.72	-0.20	39.52	46.00	-6.48	Peak	

ATTACHMENT D - RADIATED EMISSION (ABOVE 1000MHZ)

Orthogonal Axis:	X
Test Mode:	UNII-1/ TX 802.11a Mode 5180MHz

Vertical

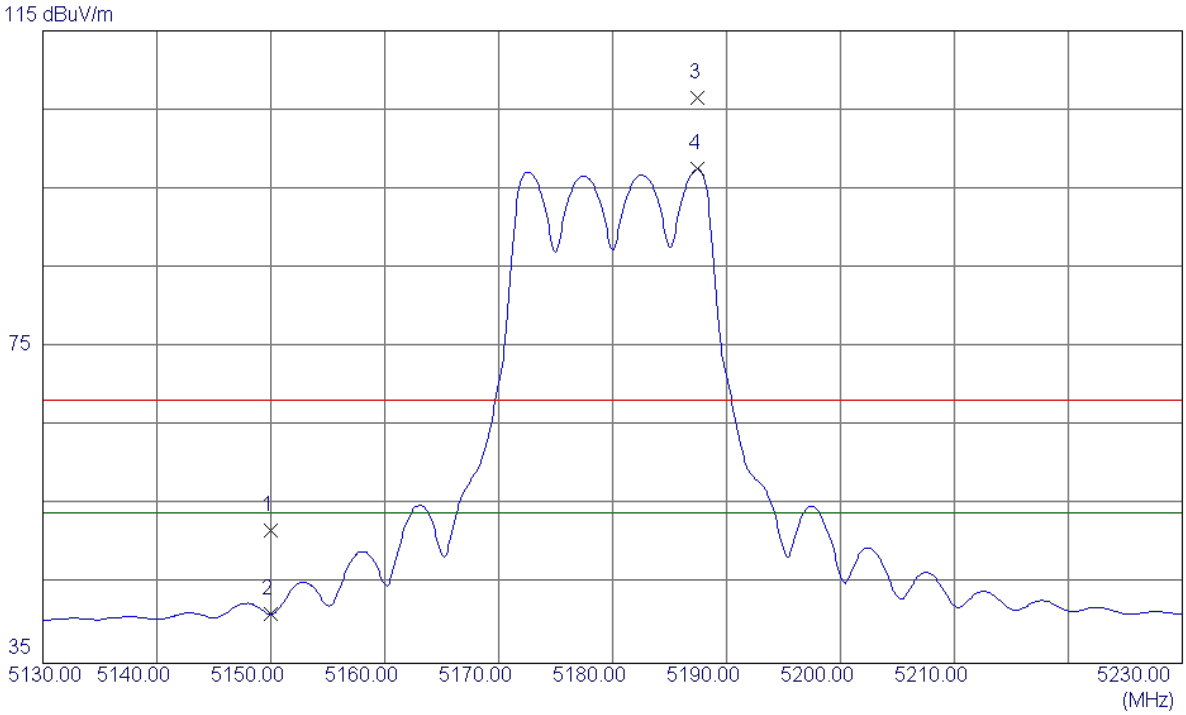

No.	Freq.	Reading Level	Correct Factor	Measure ment	Limit	Margin		
	MHz	dBuV/m	dB	dBuV/m	dBuV/m	dB	Detector	Comment
1	5150.0000	11.35	40.40	51.75	68.30	-16.55	Peak	
2	5150.0000	0.77	40.40	41.17	54.00	-12.83	AVG	
3	5187.5000	65.99	40.53	106.52	68.30	38.22	Peak	No Limit
4 *	5187.5000	56.99	40.53	97.52	54.00	43.52	AVG	No Limit

Orthogonal Axis:	X
Test Mode:	UNII-1/ TX 802.11a Mode 5180MHz

Vertical

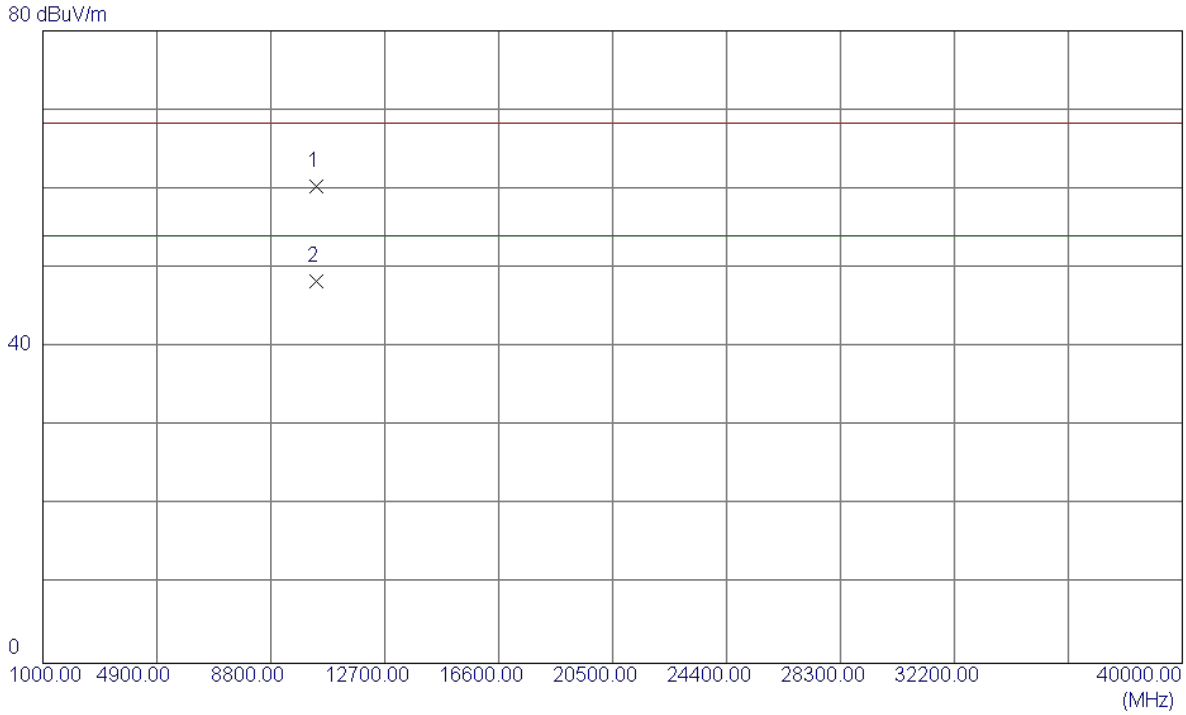

No.	Freq.	Reading Level	Correct Factor	Measure ment	Limit	Margin		
	MHz	dBuV/m	dB	dBuV/m	dBuV/m	dB	Detector	Comment
1	10360.7820	46.52	13.86	60.38	68.30	-7.92	Peak	
2 *	10360.5599	34.46	13.86	48.32	54.00	-5.68	AVG	

Orthogonal Axis:	X
Test Mode:	UNII-1/ TX 802.11a Mode 5180MHz

Horizontal

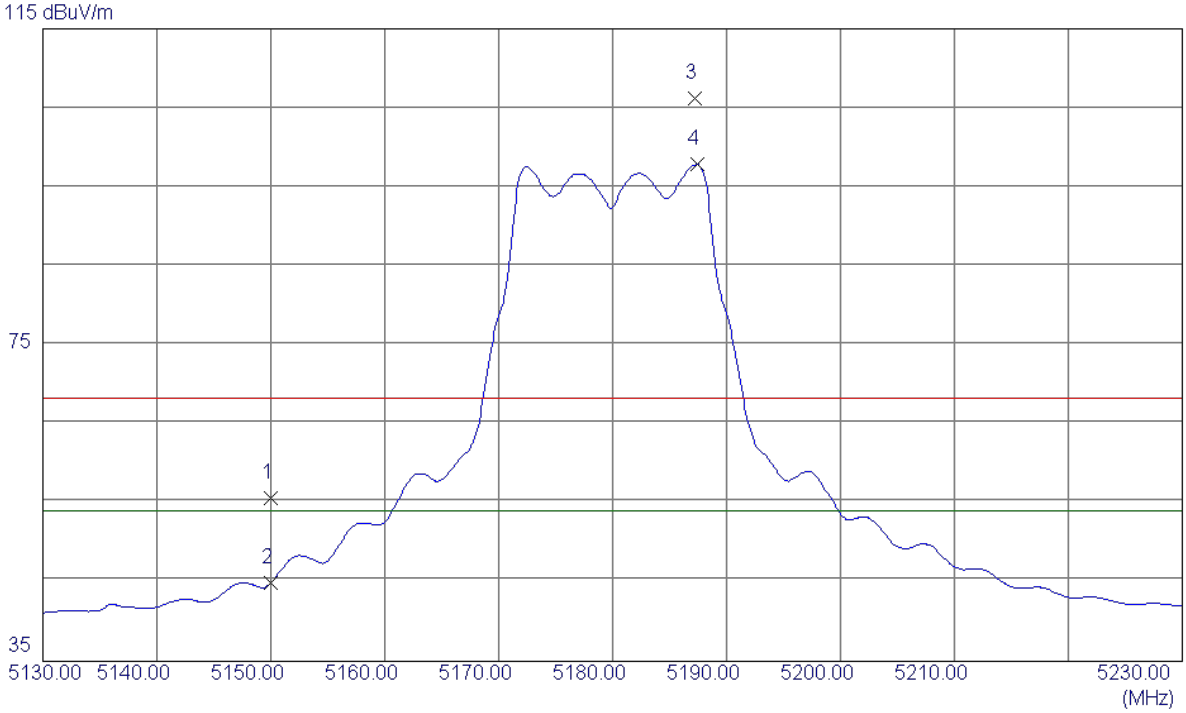

No.	Freq.	Reading Level	Correct Factor	Measure ment	Limit	Margin		
	MHz	dBuV/m	dB	dBuV/m	dBuV/m	dB	Detector	Comment
1	5150.0000	15.23	40.40	55.63	68.30	-12.67	Peak	
2	5150.0000	4.52	40.40	44.92	54.00	-9.08	AVG	
3	5187.2000	65.64	40.53	106.17	68.30	37.87	Peak	No Limit
4 *	5187.4000	57.30	40.53	97.83	54.00	43.83	AVG	No Limit

Orthogonal Axis:	X
Test Mode:	UNII-1/ TX 802.11a Mode 5180MHz

Horizontal

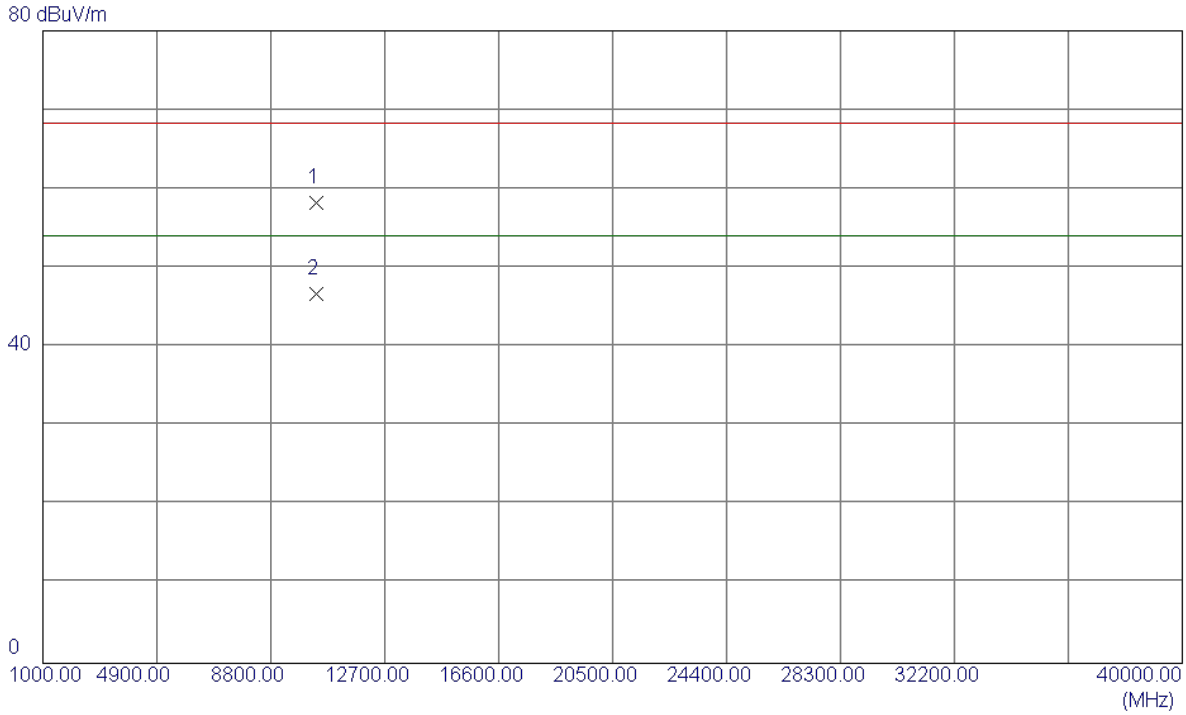

No.	Freq.	Reading Level	Correct Factor	Measure ment	Limit	Margin		
	MHz	dBuV/m	dB	dBuV/m	dBuV/m	dB	Detector	Comment
1	10360.8200	44.42	13.86	58.28	68.30	-10.02	Peak	
2 *	10360.8300	32.92	13.86	46.78	54.00	-7.22	AVG	

Orthogonal Axis:	X
Test Mode:	UNII-1/ TX 802.11a Mode 5200MHz

Vertical

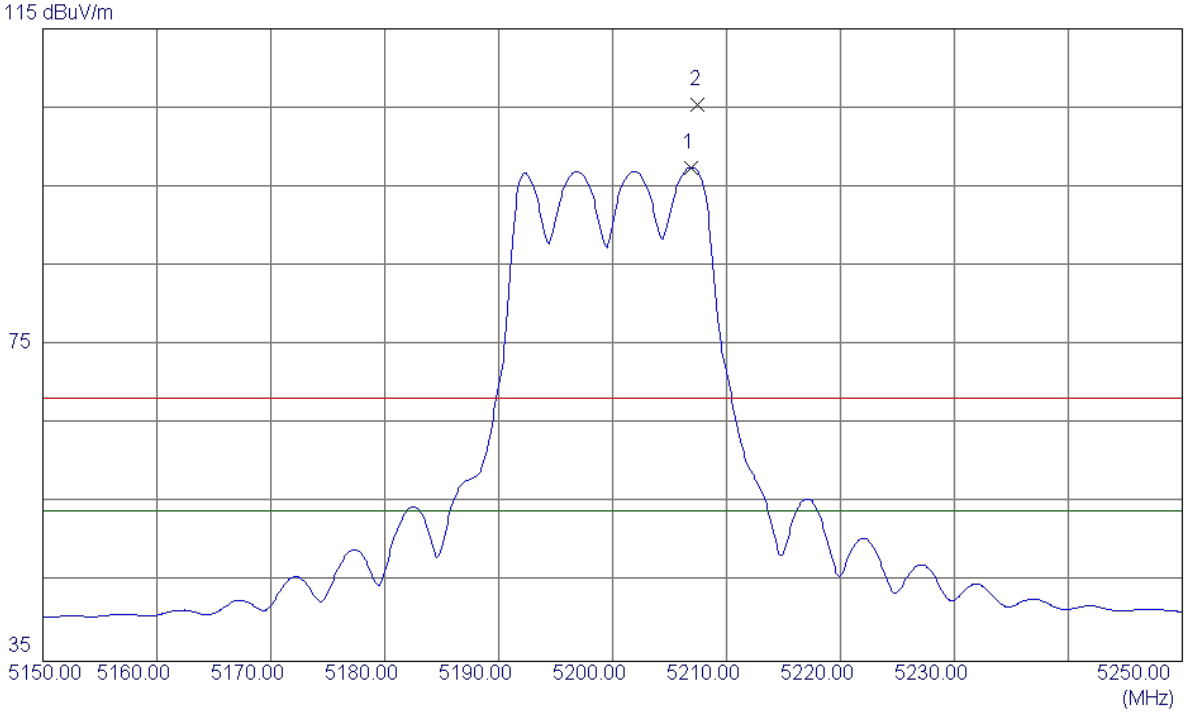

No.	Freq.	Reading Level	Correct Factor	Measure ment	Limit	Margin		
	MHz	dBuV/m	dB	dBuV/m	dBuV/m	dB	Detector	Comment
1 *	5206.9000	56.87	40.59	97.46	54.00	43.46	AVG	No Limit
2	5207.5000	64.79	40.59	105.38	68.30	37.08	Peak	No Limit

Orthogonal Axis:	X
Test Mode:	UNII-1/ TX 802.11a Mode 5200MHz

Vertical

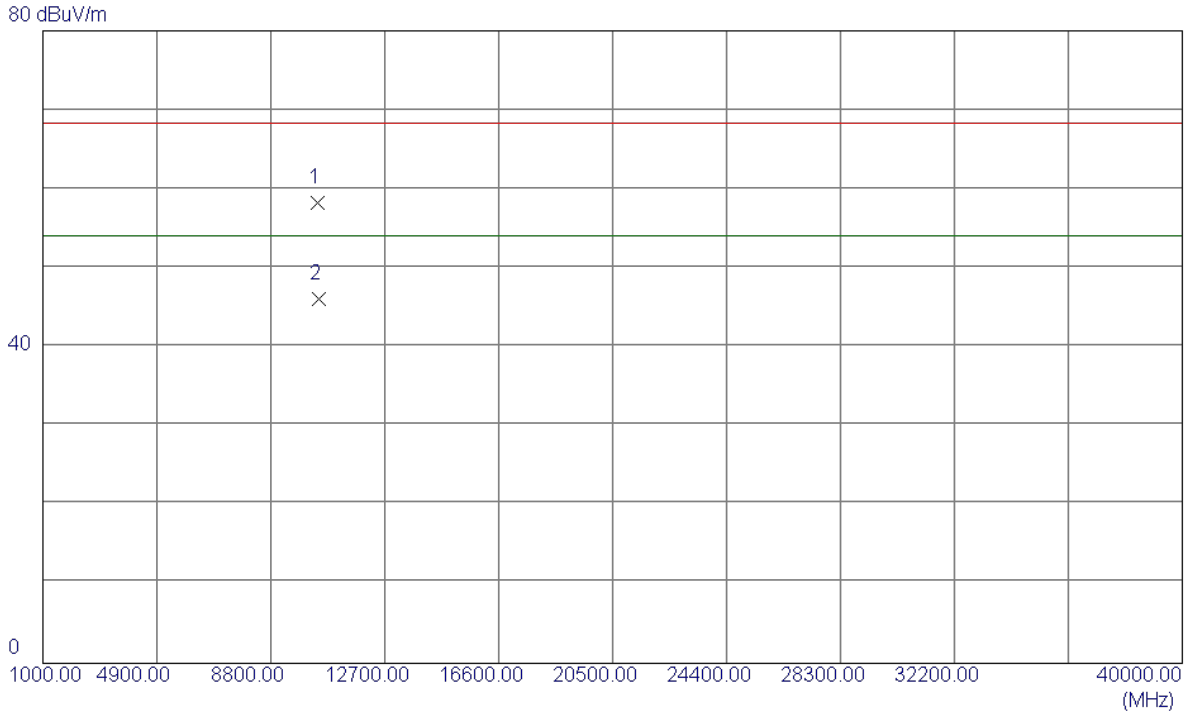

No.	Freq.	Reading Level	Correct Factor	Measure ment	Limit	Margin		
	MHz	dBuV/m	dB	dBuV/m	dBuV/m	dB	Detector	Comment
1	10400.4900	44.41	13.80	58.21	68.30	-10.09	Peak	
2 *	10440.2900	32.26	13.75	46.01	54.00	-7.99	AVG	

Orthogonal Axis:	X
Test Mode:	UNII-1/ TX 802.11a Mode 5200MHz

Horizontal

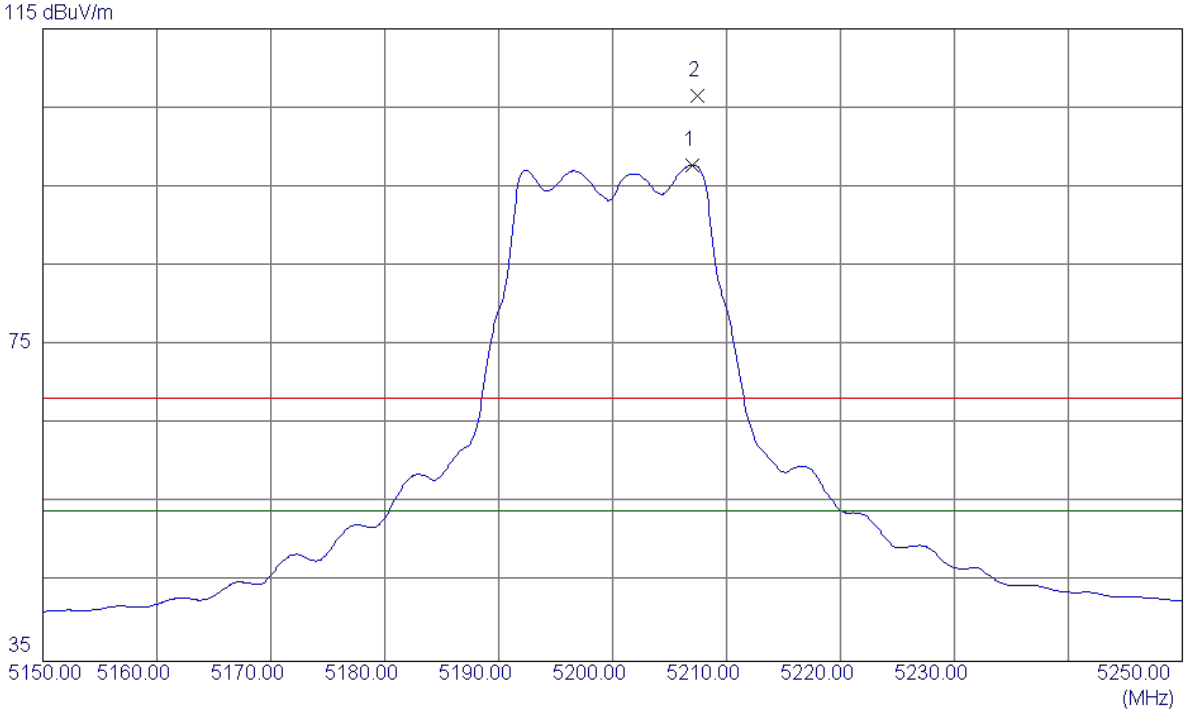

No.	Freq.	Reading Level	Correct Factor	Measure ment	Limit	Margin		
	MHz	dBuV/m	dB	dBuV/m	dBuV/m	dB	Detector	Comment
1 *	5207.0000	57.17	40.59	97.76	54.00	43.76	AVG	No Limit
2	5207.4000	65.87	40.59	106.46	68.30	38.16	Peak	No Limit

Orthogonal Axis:	X
Test Mode:	UNII-1/ TX 802.11a Mode 5200MHz

Horizontal

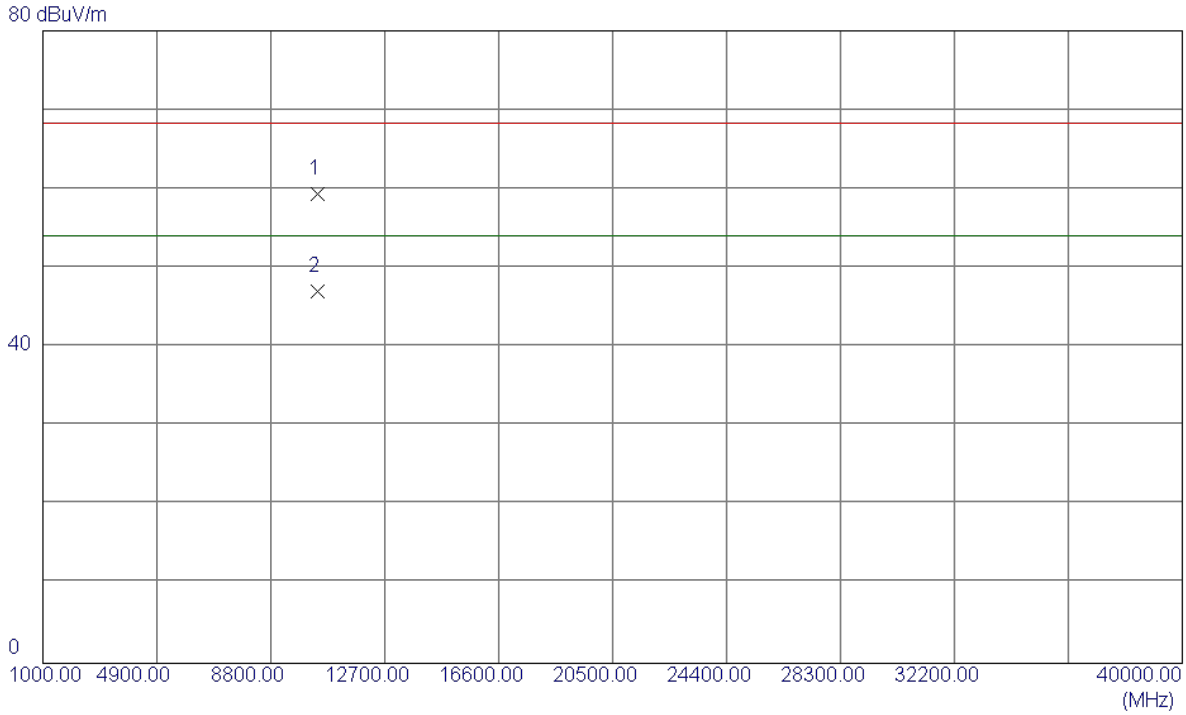

No.	Freq.	Reading Level	Correct Factor	Measure ment	Limit	Margin		
	MHz	dBuV/m	dB	dBuV/m	dBuV/m	dB	Detector	Comment
1	10400.7500	45.55	13.80	59.35	68.30	-8.95	Peak	
2 *	10400.3500	33.30	13.80	47.10	54.00	-6.90	AVG	

Orthogonal Axis:	X
Test Mode:	UNII-1/ TX 802.11a Mode 5240MHz

Vertical

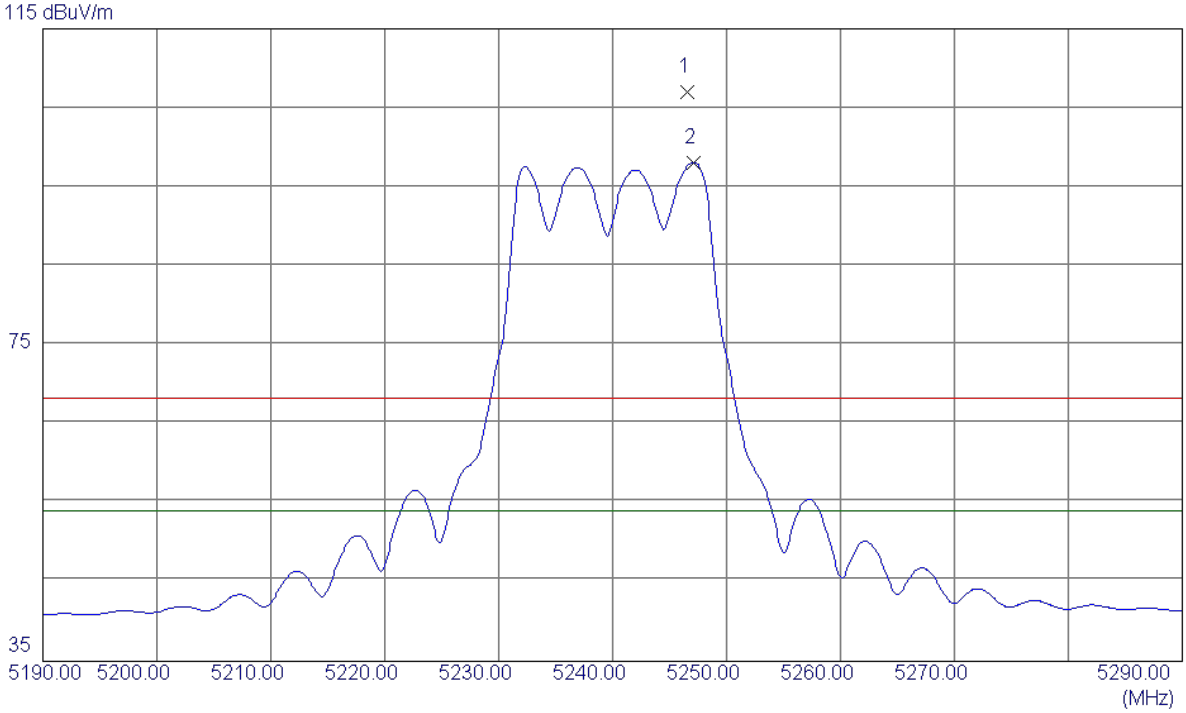

No.	Freq.	Reading Level	Correct Factor	Measure ment	Limit	Margin		
	MHz	dBuV/m	dB	dBuV/m	dBuV/m	dB	Detector	Comment
1	5246.6000	66.31	40.72	107.03	68.30	38.73	Peak	No Limit
2 *	5247.1000	57.32	40.73	98.05	54.00	44.05	AVG	No Limit

Orthogonal Axis:	X
Test Mode:	UNII-1/ TX 802.11a Mode 5240MHz

Vertical

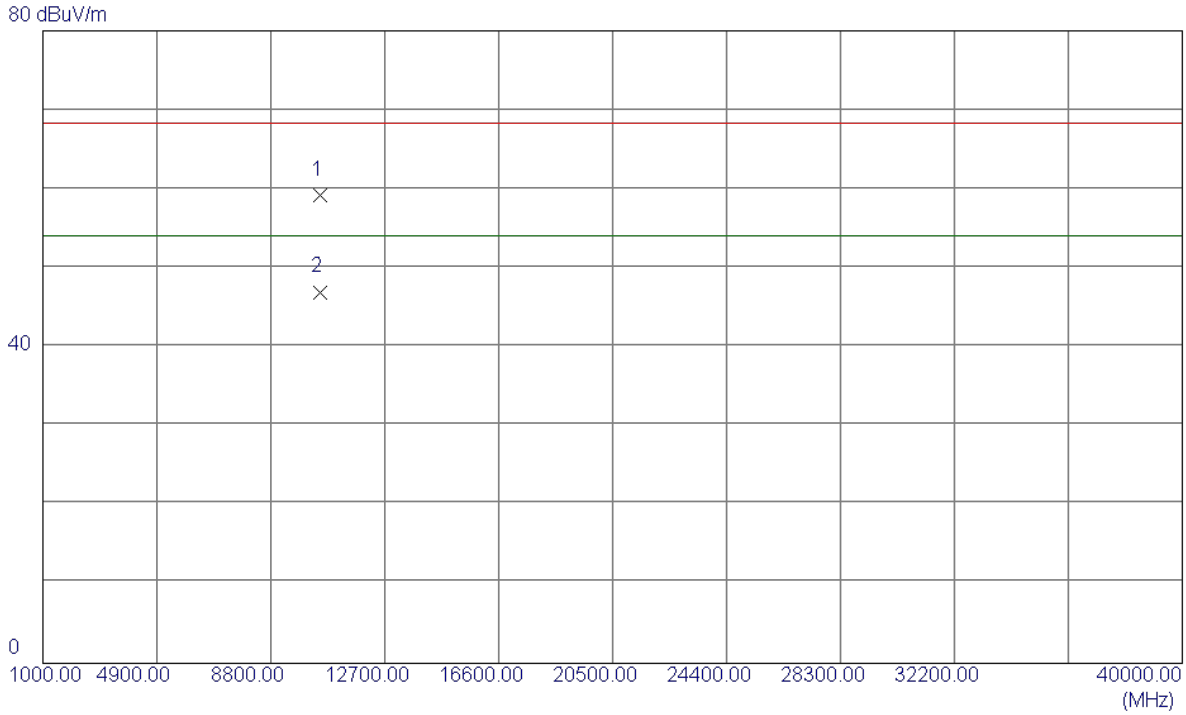

No.	Freq.	Reading Level	Correct Factor	Measure ment	Limit	Margin		
	MHz	dBuV/m	dB	dBuV/m	dBuV/m	dB	Detector	Comment
1	10480.8520	45.56	13.69	59.25	68.30	-9.05	Peak	
2 *	10480.4560	33.27	13.69	46.96	54.00	-7.04	AVG	

Orthogonal Axis:	X
Test Mode:	UNII-1/ TX 802.11a Mode 5240MHz

Horizontal

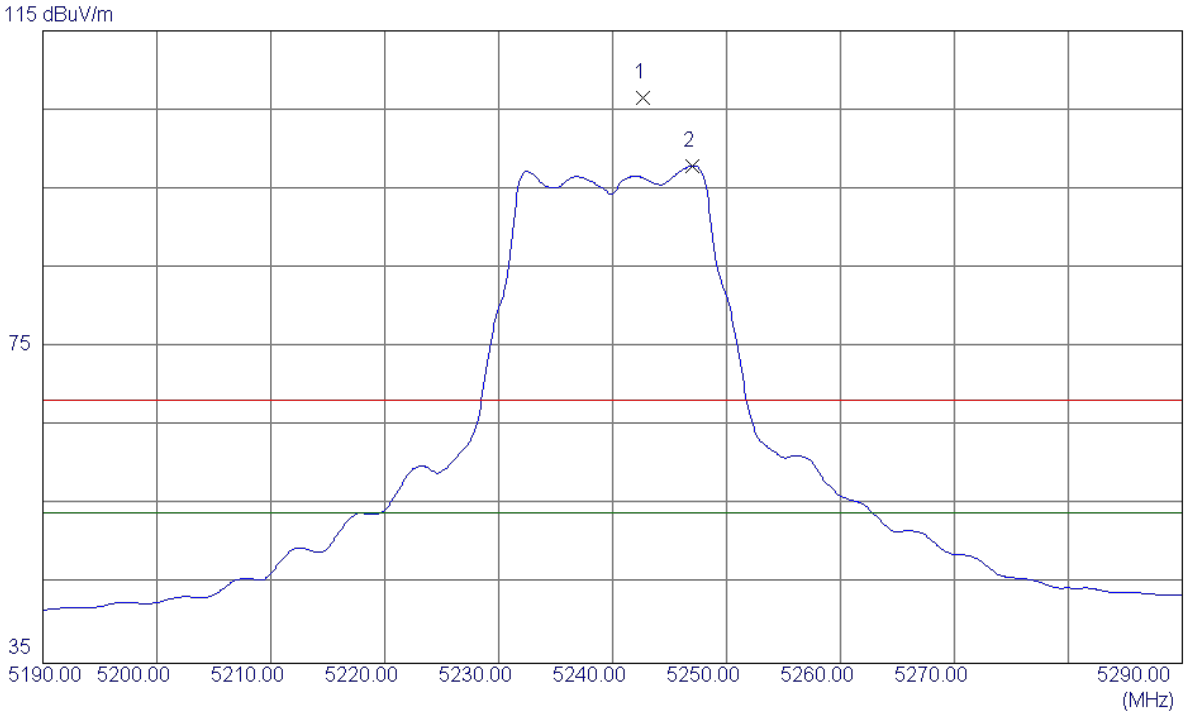

No.	Freq.	Reading Level	Correct Factor	Measure ment	Limit	Margin		
	MHz	dBuV/m	dB	dBuV/m	dBuV/m	dB	Detector	Comment
1	5242.7000	65.76	40.71	106.47	68.30	38.17	Peak	No Limit
2 *	5247.0000	57.16	40.72	97.88	54.00	43.88	AVG	No Limit

Orthogonal Axis:	X
Test Mode:	UNII-1/ TX 802.11a Mode 5240MHz

Horizontal

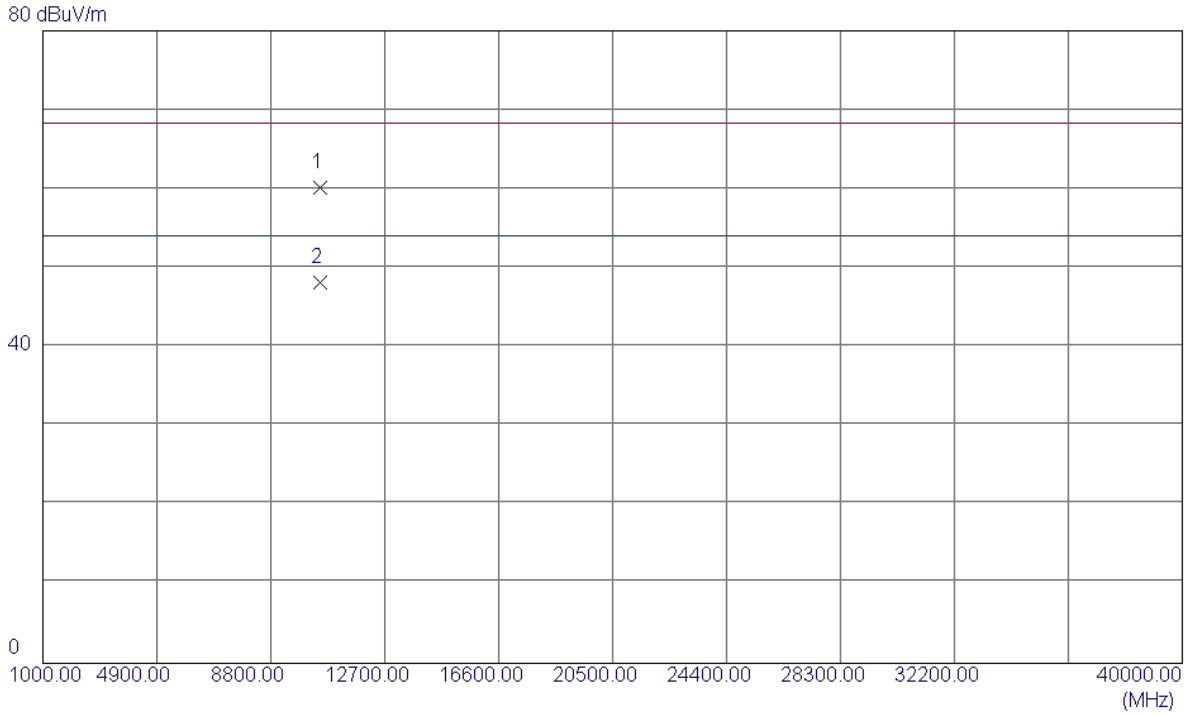

No.	Freq.	Reading Level	Correct Factor	Measure ment	Limit	Margin		
	MHz	dBuV/m	dB	dBuV/m	dBuV/m	dB	Detector	Comment
1	10480.5580	46.43	13.69	60.12	68.30	-8.18	Peak	
2 *	10480.3710	34.53	13.69	48.22	54.00	-5.78	AVG	

Orthogonal Axis:	X
Test Mode:	UNII-1/ TX 802.11n(20MHz) Mode 5180MHz

Vertical

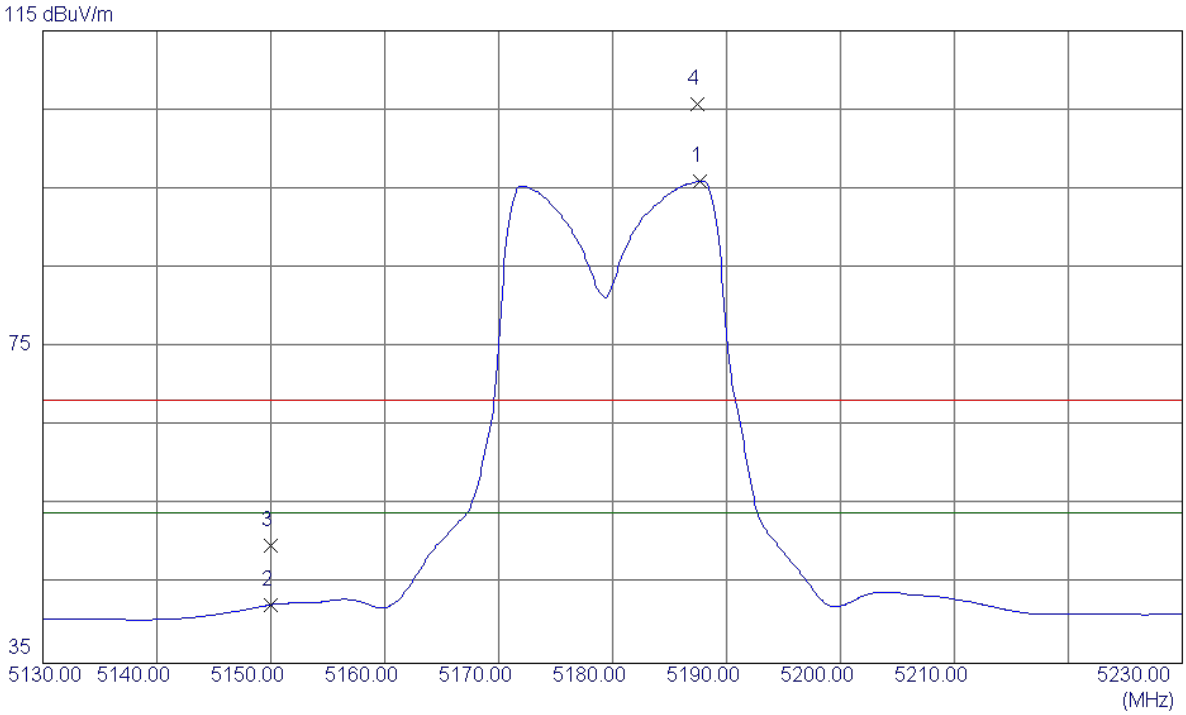

No.	Freq.	Reading Level	Correct Factor	Measure ment	Limit	Margin		
	MHz	dBuV/m	dB	dBuV/m	dBuV/m	dB	Detector	Comment
1 *	5187.7000	55.47	40.53	96.00	54.00	42.00	AVG	No Limit
2	5150.0000	1.98	40.40	42.38	54.00	-11.62	AVG	
3	5150.0000	9.48	40.40	49.88	68.30	-18.42	Peak	
4	5187.4000	65.13	40.53	105.66	68.30	37.36	Peak	No Limit

Orthogonal Axis:	X
Test Mode:	UNII-1/ TX 802.11n(20MHz) Mode 5180MHz

Vertical

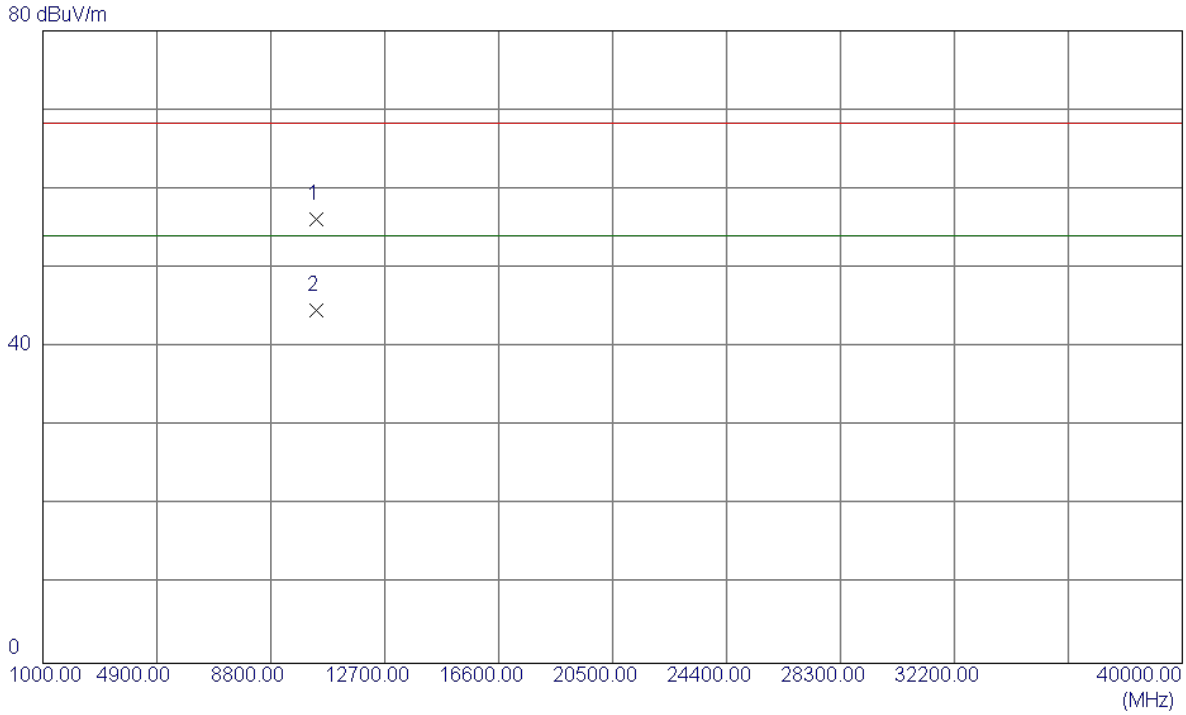

No.	Freq.	Reading Level	Correct Factor	Measure ment	Limit	Margin		
	MHz	dBuV/m	dB	dBuV/m	dBuV/m	dB	Detector	Comment
1	10360.3770	42.31	13.86	56.17	68.30	-12.13	Peak	
2 *	10360.4589	30.77	13.86	44.63	54.00	-9.37	AVG	

Orthogonal Axis:	X
Test Mode:	UNII-1/ TX 802.11n(20MHz) Mode 5180MHz

Horizontal

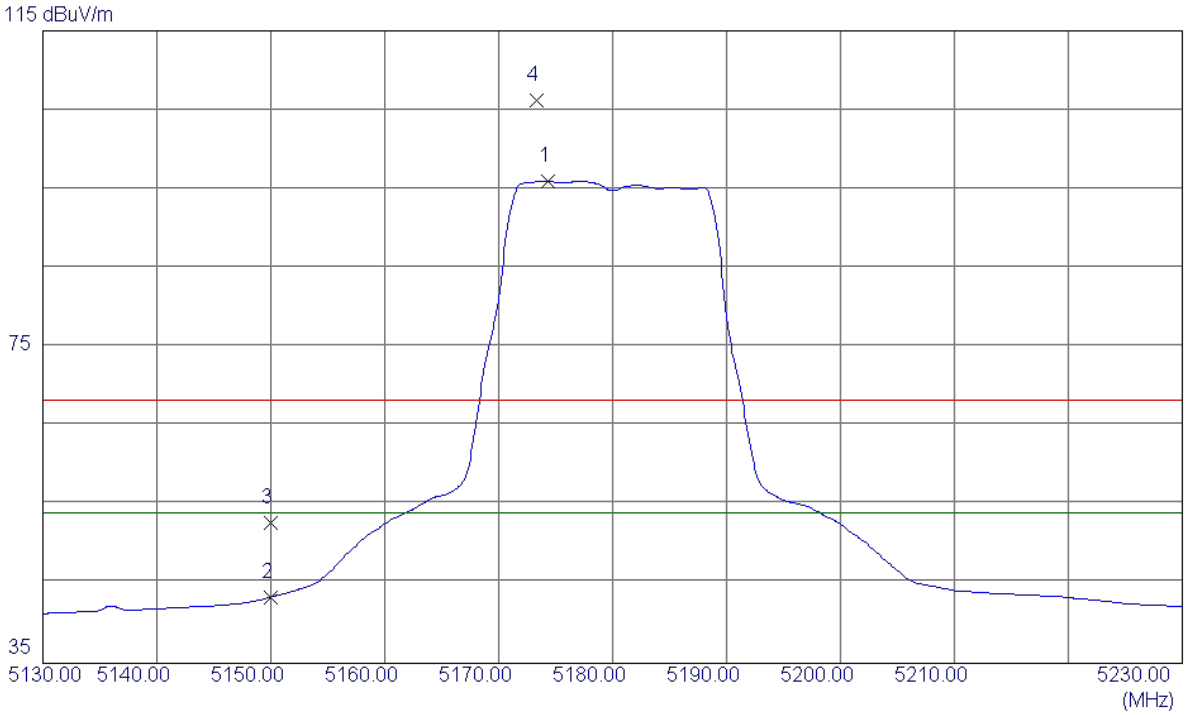

No.	Freq.	Reading Level	Correct Factor	Measure ment	Limit	Margin		
	MHz	dBuV/m	dB	dBuV/m	dBuV/m	dB	Detector	Comment
1 *	5174.3000	55.49	40.49	95.98	54.00	41.98	AVG	No Limit
2	5150.0000	2.97	40.40	43.37	54.00	-10.63	AVG	
3	5150.0000	12.33	40.40	52.73	68.30	-15.57	Peak	
4	5173.3000	65.79	40.48	106.27	68.30	37.97	Peak	No Limit

Orthogonal Axis:	X
Test Mode:	UNII-1/ TX 802.11n(20MHz) Mode 5180MHz

Horizontal

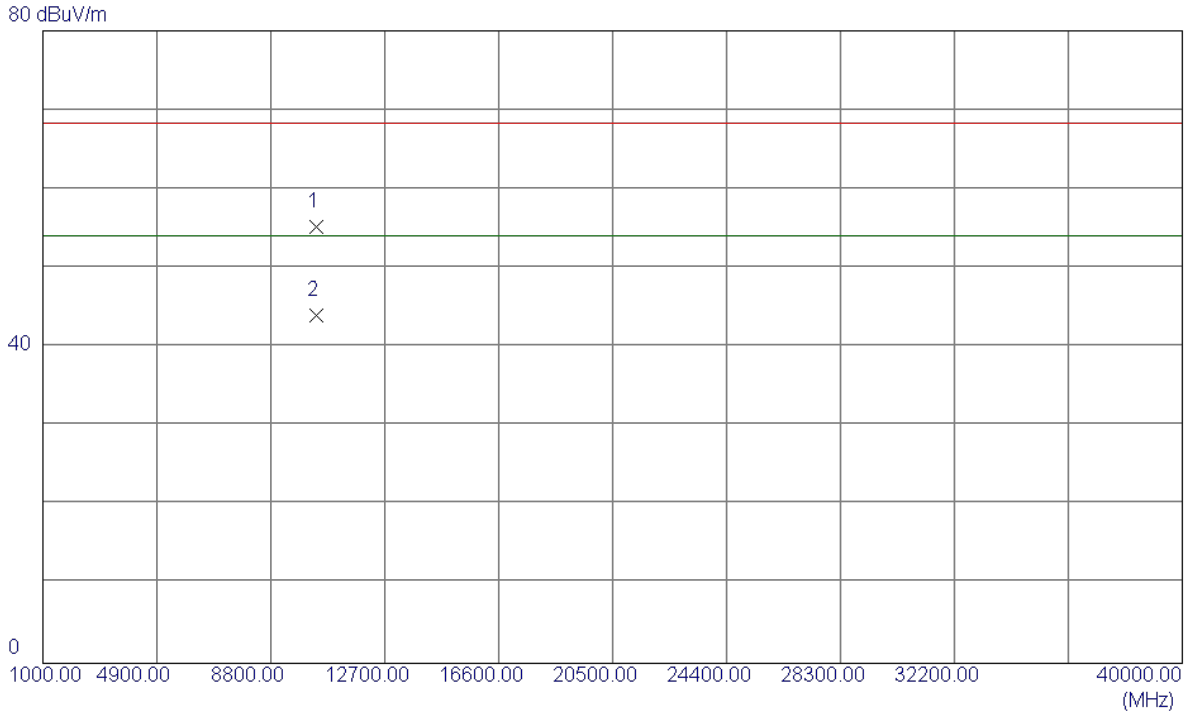

No.	Freq.	Reading Level	Correct Factor	Measure ment	Limit	Margin		
	MHz	dBuV/m	dB	dBuV/m	dBuV/m	dB	Detector	Comment
1	10360.2590	41.34	13.86	55.20	68.30	-13.10	Peak	
2 *	10360.3500	30.14	13.86	44.00	54.00	-10.00	AVG	

Orthogonal Axis:	X
Test Mode:	UNII-1/ TX 802.11n(20MHz) Mode 5200MHz

Vertical

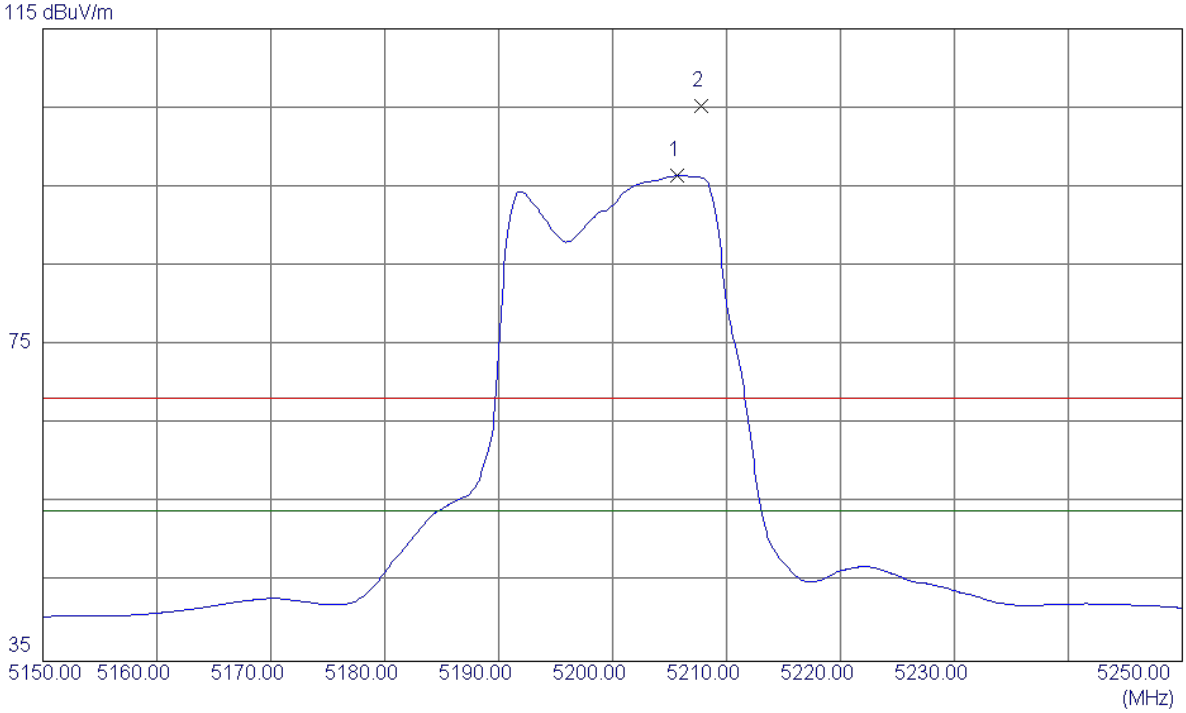

No.	Freq.	Reading Level	Correct Factor	Measure ment	Limit	Margin		
	MHz	dBuV/m	dB	dBuV/m	dBuV/m	dB	Detector	Comment
1 *	5205.7000	55.81	40.59	96.40	54.00	42.40	AVG	No Limit
2	5207.8000	64.71	40.60	105.31	68.30	37.01	Peak	No Limit

Orthogonal Axis:	X
Test Mode:	UNII-1/ TX 802.11n(20MHz) Mode 5200MHz

Vertical

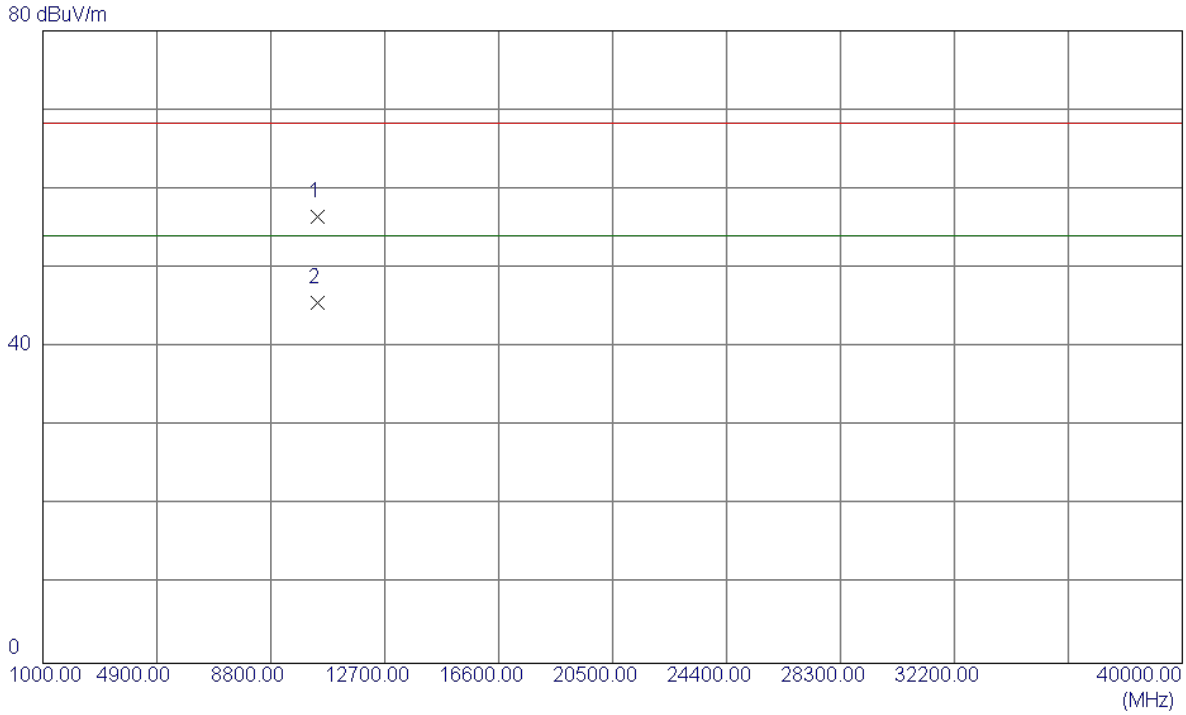

No.	Freq.	Reading Level	Correct Factor	Measure ment	Limit	Margin		
	MHz	dBuV/m	dB	dBuV/m	dBuV/m	dB	Detector	Comment
1	10400.3530	42.65	13.80	56.45	68.30	-11.85	Peak	
2 *	10400.1730	31.87	13.80	45.67	54.00	-8.33	AVG	

Orthogonal Axis:	X
Test Mode:	UNII-1/ TX 802.11n(20MHz) Mode 5200MHz

Horizontal

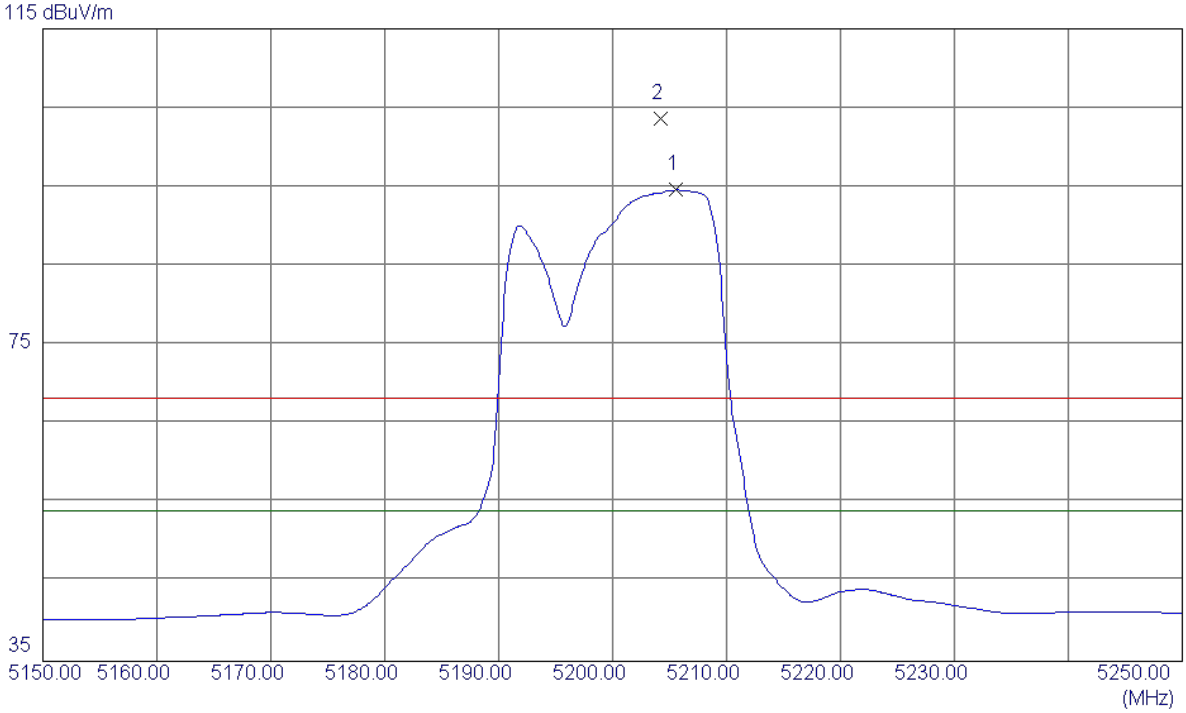

No.	Freq.	Reading Level	Correct Factor	Measure ment	Limit	Margin		
	MHz	dBuV/m	dB	dBuV/m	dBuV/m	dB	Detector	Comment
1 *	5205.6000	54.03	40.59	94.62	54.00	40.62	AVG	No Limit
2	5204.2000	63.03	40.58	103.61	68.30	35.31	Peak	No Limit

Orthogonal Axis:	X
Test Mode:	UNII-1/ TX 802.11n(20MHz) Mode 5200MHz

Horizontal

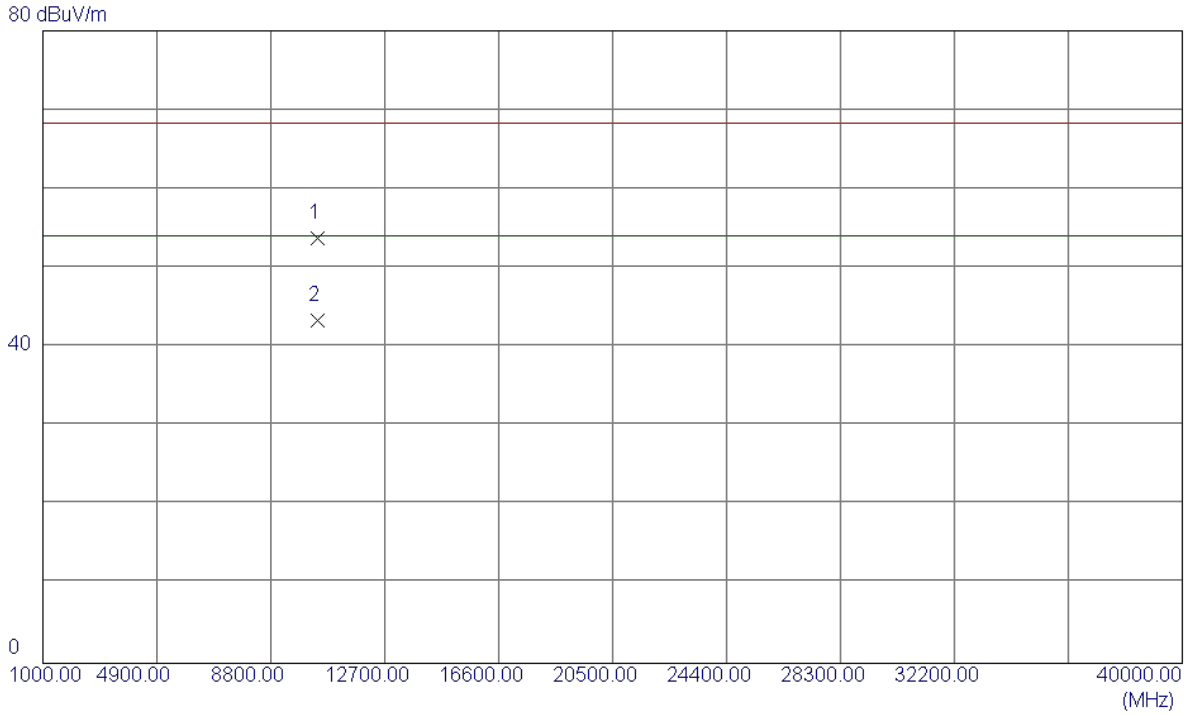

No.	Freq.	Reading Level	Correct Factor	Measure ment	Limit	Margin		
	MHz	dBuV/m	dB	dBuV/m	dBuV/m	dB	Detector	Comment
1	10400.2200	40.02	13.80	53.82	68.30	-14.48	Peak	
2 *	10400.2200	29.54	13.80	43.34	54.00	-10.66	AVG	

Orthogonal Axis:	X
Test Mode:	UNII-1/ TX 802.11n(20MHz) Mode 5240MHz

Vertical

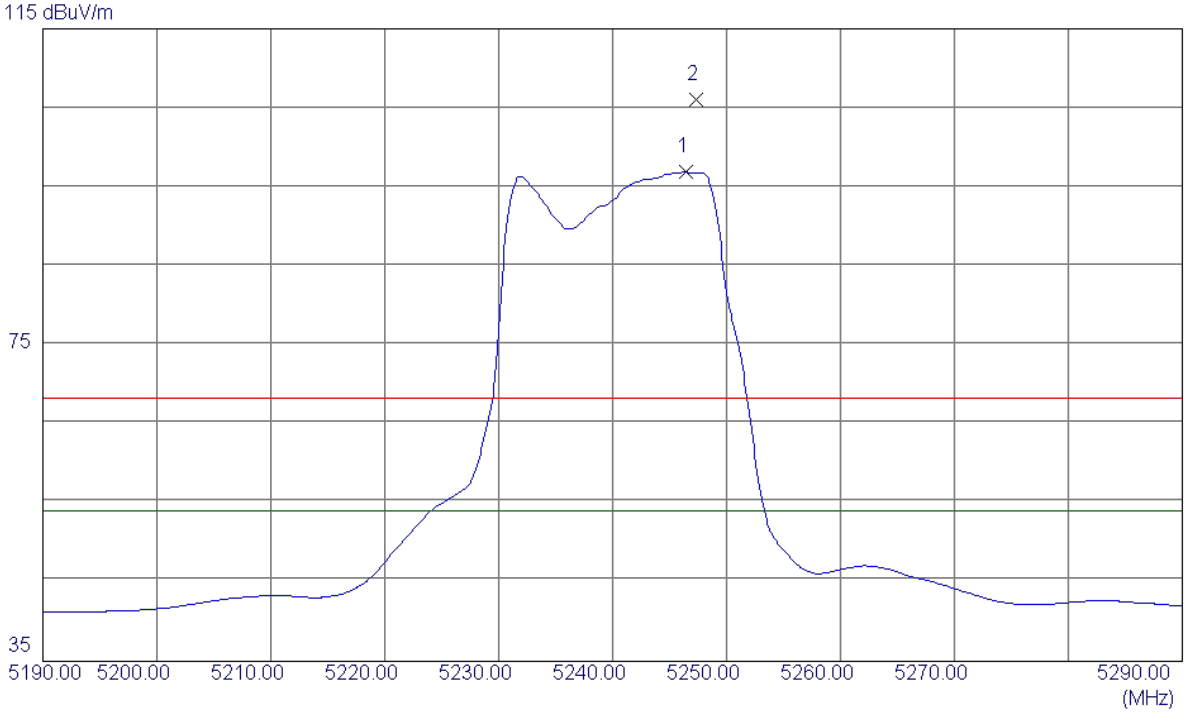

No.	Freq.	Reading Level	Correct Factor	Measure ment	Limit	Margin		
	MHz	dBuV/m	dB	dBuV/m	dBuV/m	dB	Detector	Comment
1 *	5246.4000	56.15	40.72	96.87	54.00	42.87	AVG	No Limit
2	5247.3000	65.32	40.73	106.05	68.30	37.75	Peak	No Limit

Orthogonal Axis:	X
Test Mode:	UNII-1/ TX 802.11n(20MHz) Mode 5240MHz

Vertical

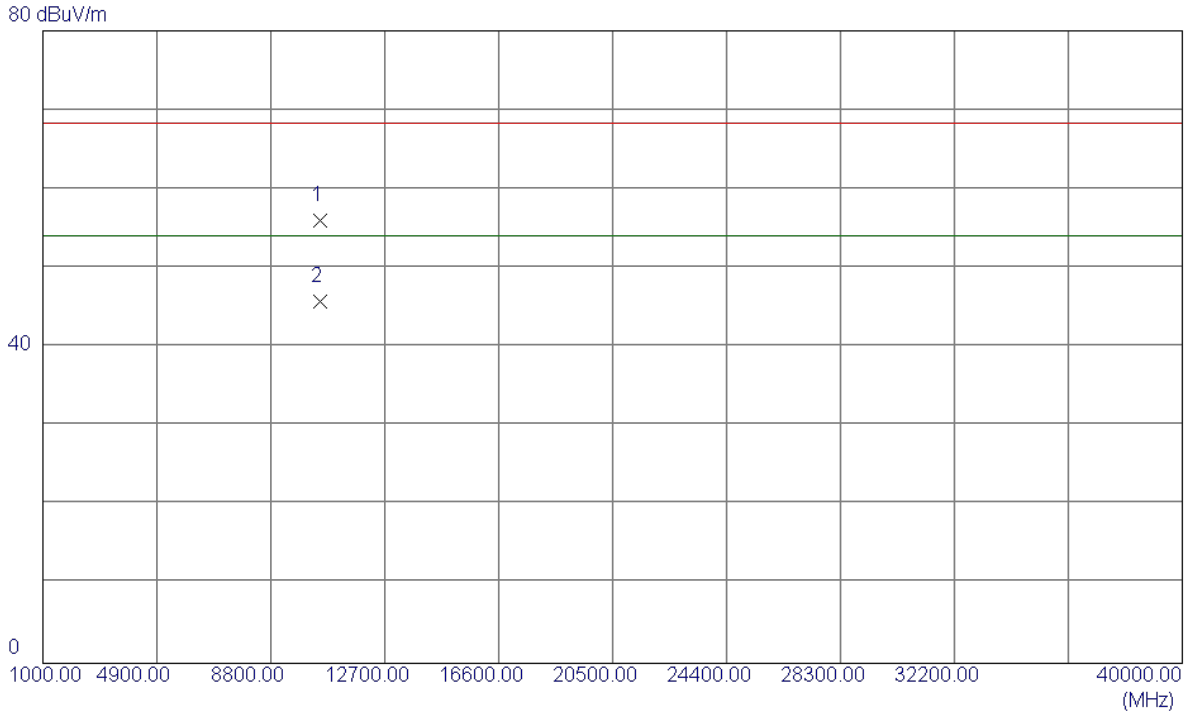

No.	Freq.	Reading Level	Correct Factor	Measure ment	Limit	Margin		
	MHz	dBuV/m	dB	dBuV/m	dBuV/m	dB	Detector	Comment
1	10480.3099	42.34	13.69	56.03	68.30	-12.27	Peak	
2 *	10480.3099	32.10	13.69	45.79	54.00	-8.21	AVG	

Orthogonal Axis:	X
Test Mode:	UNII-1/ TX 802.11n(20MHz) Mode 5240MHz

Horizontal

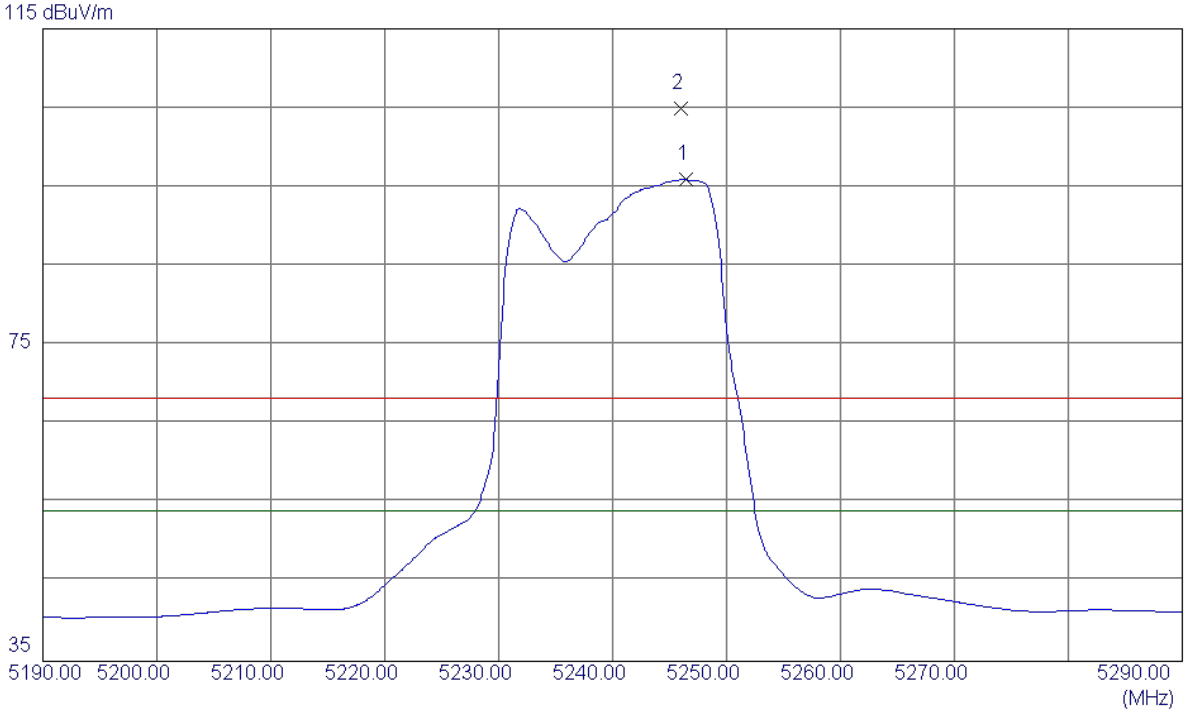

No.	Freq.	Reading Level	Correct Factor	Measure ment	Limit	Margin		
	MHz	dBuV/m	dB	dBuV/m	dBuV/m	dB	Detector	Comment
1 *	5246.4000	55.19	40.72	95.91	54.00	41.91	AVG	No Limit
2	5246.0000	64.16	40.72	104.88	68.30	36.58	Peak	No Limit

Orthogonal Axis:	X
Test Mode:	UNII-1/ TX 802.11n(20MHz) Mode 5240MHz

Horizontal

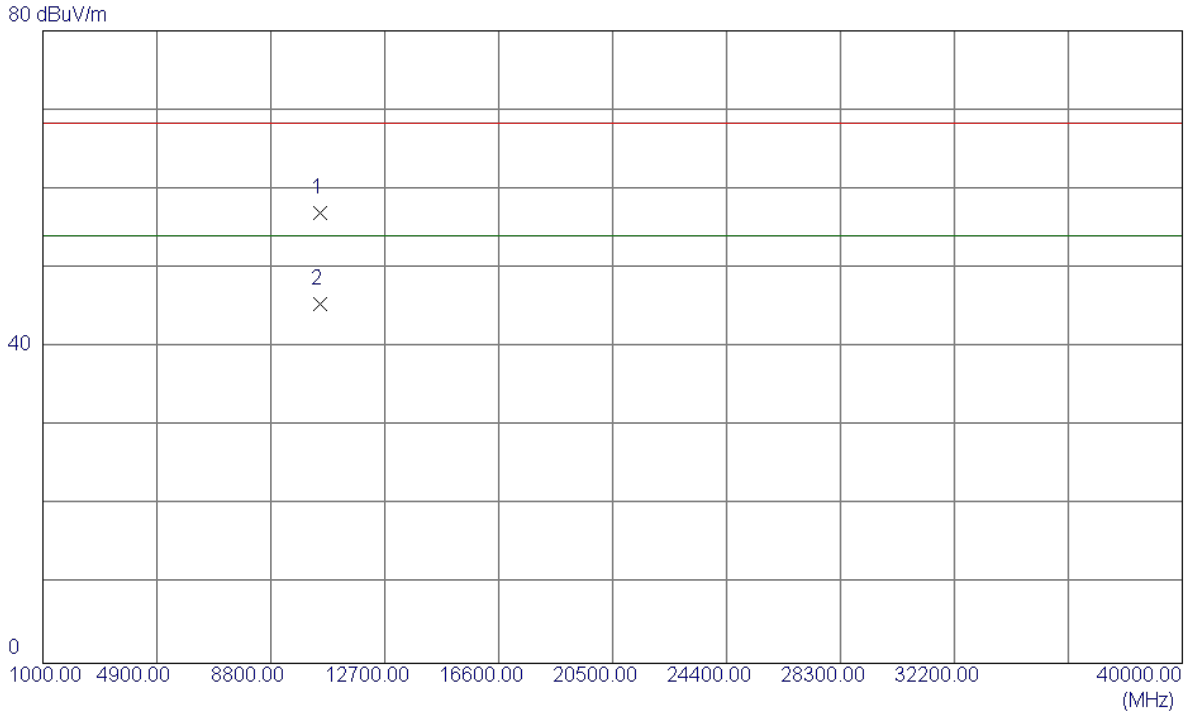

No.	Freq.	Reading Level	Correct Factor	Measure ment	Limit	Margin		
	MHz	dBuV/m	dB	dBuV/m	dBuV/m	dB	Detector	Comment
1	10480.3640	43.26	13.69	56.95	68.30	-11.35	Peak	
2 *	10480.3580	31.71	13.69	45.40	54.00	-8.60	AVG	

Orthogonal Axis:	X
Test Mode:	UNII-1/ TX 802.11n(40MHz) 5190MHz

Vertical

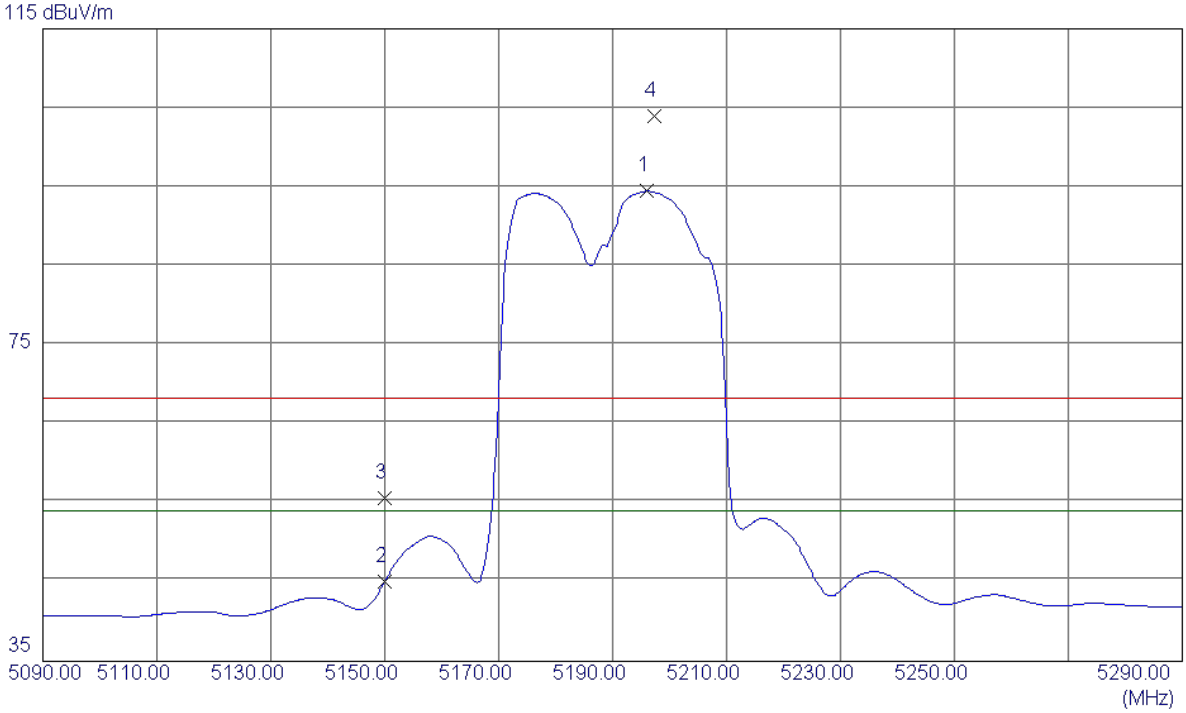

No.	Freq.	Reading Level	Correct Factor	Measure ment	Limit	Margin		
	MHz	dBuV/m	dB	dBuV/m	dBuV/m	dB	Detector	Comment
1 *	5196.0000	53.89	40.56	94.45	54.00	40.45	AVG	No Limit
2	5150.0000	4.74	40.40	45.14	54.00	-8.86	AVG	
3	5150.0000	15.23	40.40	55.63	68.30	-12.67	Peak	
4	5197.4000	63.38	40.56	103.94	68.30	35.64	Peak	No Limit

Orthogonal Axis:	X
Test Mode:	UNII-1/ TX 802.11n(40MHz) 5190MHz

Vertical

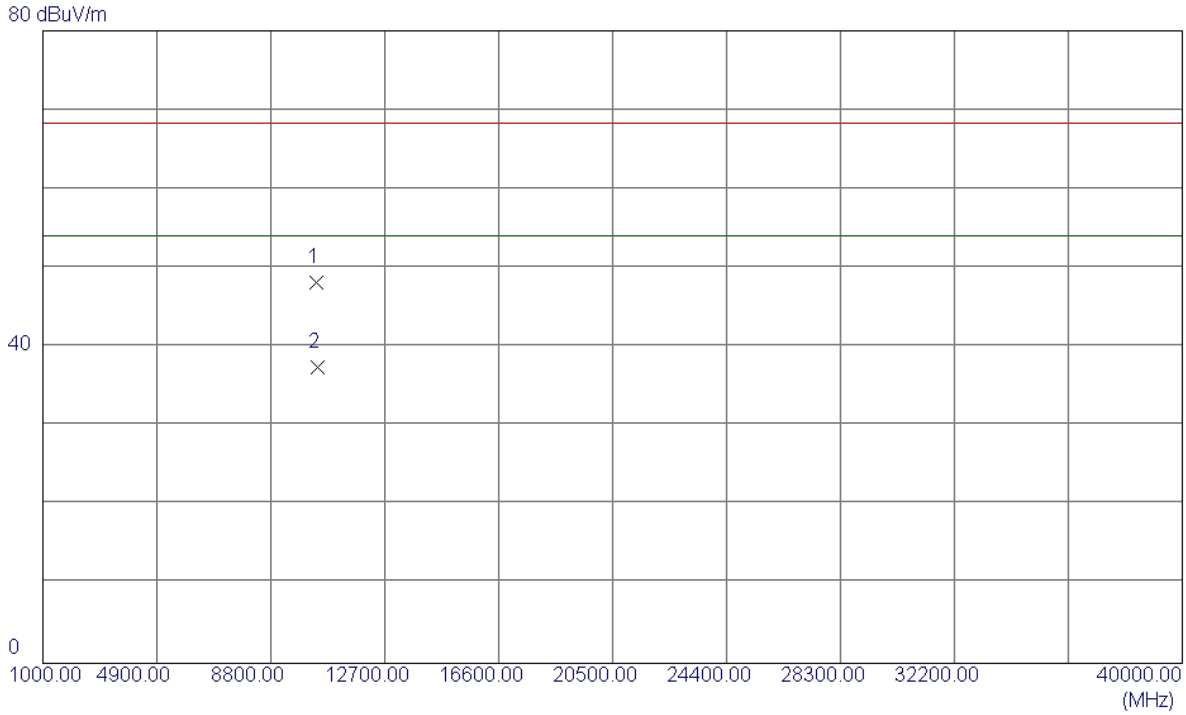

No.	Freq.	Reading Level	Correct Factor	Measure ment	Limit	Margin		
	MHz	dBuV/m	dB	dBuV/m	dBuV/m	dB	Detector	Comment
1	10381.3800	34.26	13.83	48.09	68.30	-20.21	Peak	
2 *	10381.6900	23.67	13.83	37.50	54.00	-16.50	AVG	

Orthogonal Axis:	X
Test Mode:	UNII-1/ TX 802.11n(40MHz) 5190MHz

Horizontal

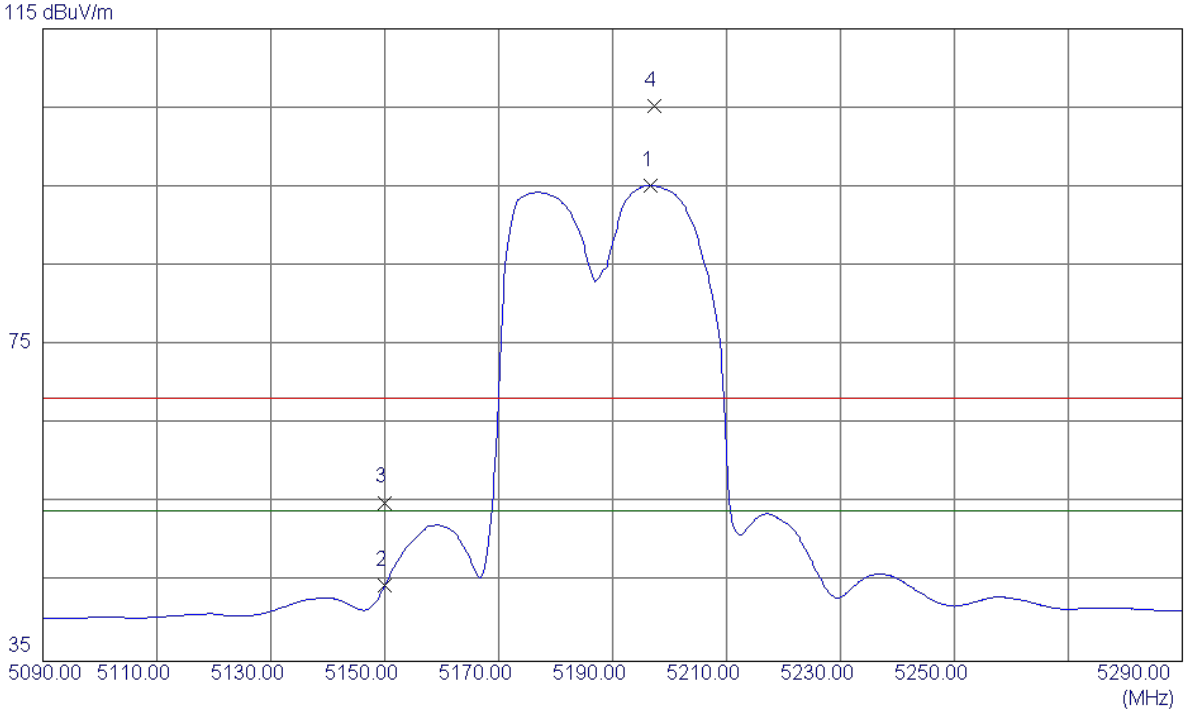

No.	Freq.	Reading Level	Correct Factor	Measure ment	Limit	Margin		
	MHz	dBuV/m	dB	dBuV/m	dBuV/m	dB	Detector	Comment
1 *	5196.6000	54.63	40.56	95.19	54.00	41.19	AVG	No Limit
2	5150.0000	4.24	40.40	44.64	54.00	-9.36	AVG	
3	5150.0000	14.68	40.40	55.08	68.30	-13.22	Peak	
4	5197.4000	64.65	40.56	105.21	68.30	36.91	Peak	No Limit

Orthogonal Axis:	X
Test Mode:	UNII-1/ TX 802.11n(40MHz) 5190MHz

Horizontal

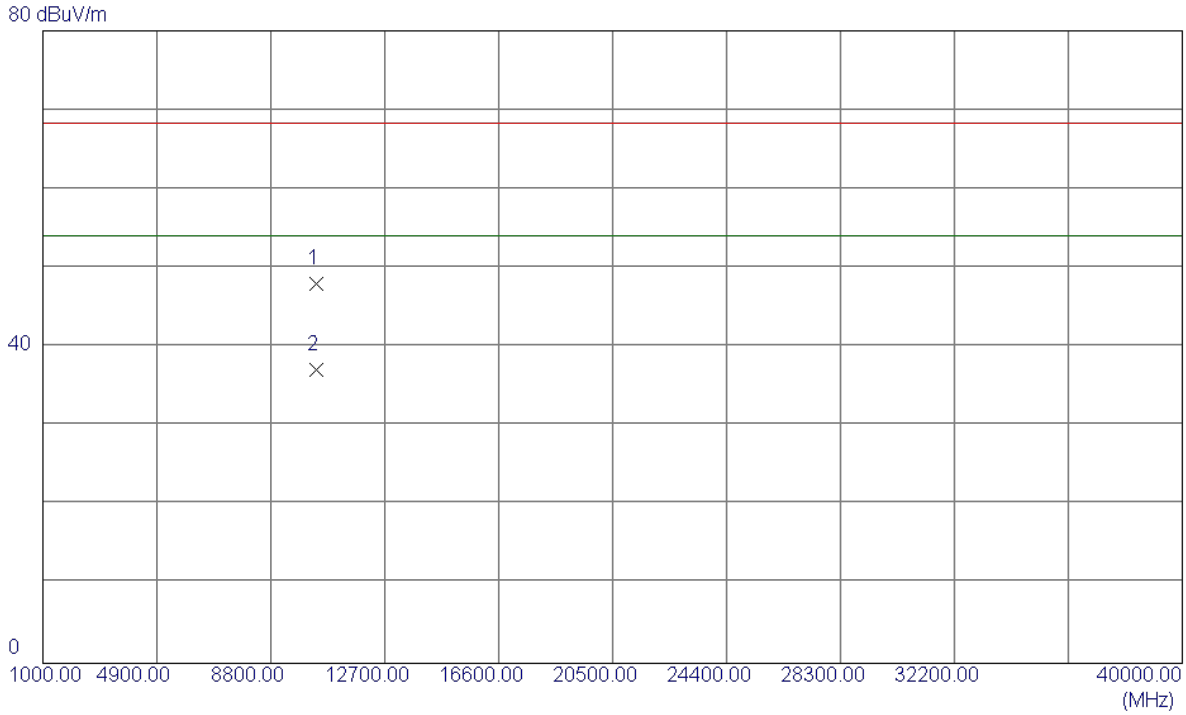

No.	Freq.	Reading Level	Correct Factor	Measure ment	Limit	Margin		
	MHz	dBuV/m	dB	dBuV/m	dBuV/m	dB	Detector	Comment
1	10380.9600	34.18	13.83	48.01	68.30	-20.29	Peak	
2 *	10380.9600	23.26	13.83	37.09	54.00	-16.91	AVG	

Orthogonal Axis:	X
Test Mode:	UNII-1/ TX 802.11n(40MHz) 5230MHz

Vertical

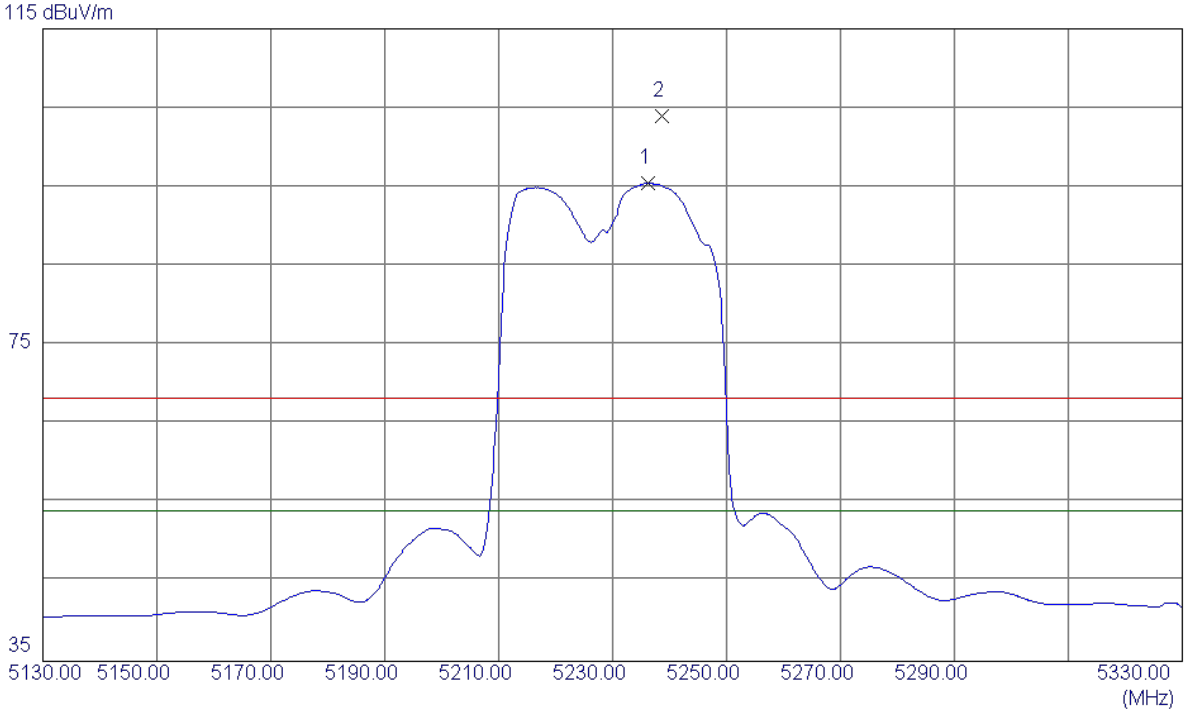

No.	Freq.	Reading Level	Correct Factor	Measure ment	Limit	Margin		
	MHz	dBuV/m	dB	dBuV/m	dBuV/m	dB	Detector	Comment
1 *	5236.2000	54.76	40.69	95.45	54.00	41.45	AVG	No Limit
2	5238.6000	63.22	40.70	103.92	68.30	35.62	Peak	No Limit

Orthogonal Axis:	X
Test Mode:	UNII-1/ TX 802.11n(40MHz) 5230MHz

Vertical

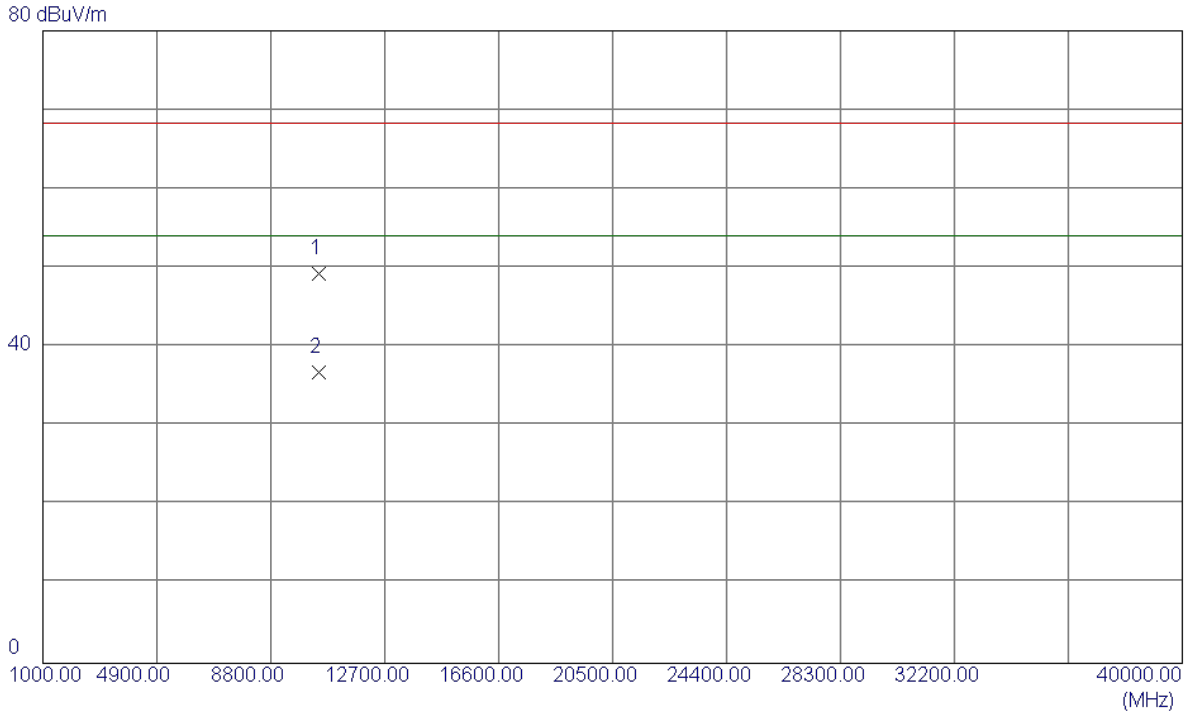

No.	Freq.	Reading Level	Correct Factor	Measure ment	Limit	Margin		
	MHz	dBuV/m	dB	dBuV/m	dBuV/m	dB	Detector	Comment
1	10460.6140	35.62	13.72	49.34	68.30	-18.96	Peak	
2 *	10460.6449	23.15	13.72	36.87	54.00	-17.13	AVG	

Orthogonal Axis:	X
Test Mode:	UNII-1/ TX 802.11n(40MHz) 5230MHz

Horizontal

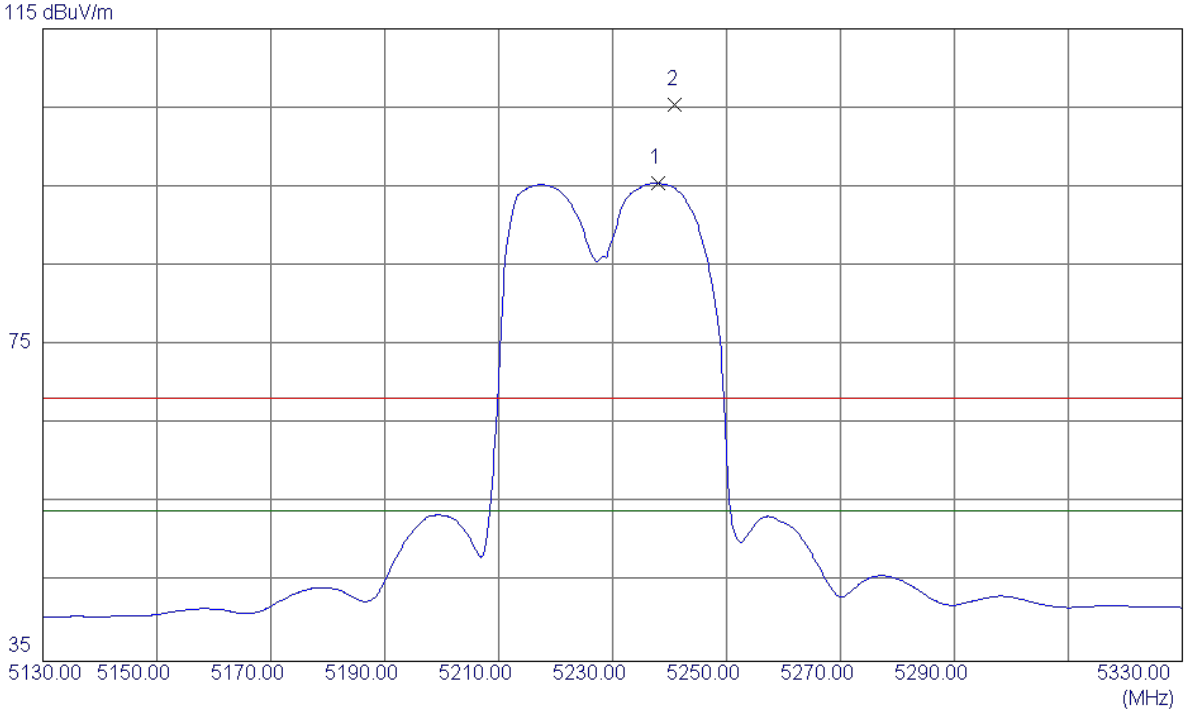

No.	Freq.	Reading Level	Correct Factor	Measure ment	Limit	Margin		
	MHz	dBuV/m	dB	dBuV/m	dBuV/m	dB	Detector	Comment
1 *	5238.0000	54.74	40.70	95.44	54.00	41.44	AVG	No Limit
2	5241.0000	64.68	40.71	105.39	68.30	37.09	Peak	No Limit

Orthogonal Axis:	X
Test Mode:	UNII-1/ TX 802.11n(40MHz) 5230MHz

Horizontal

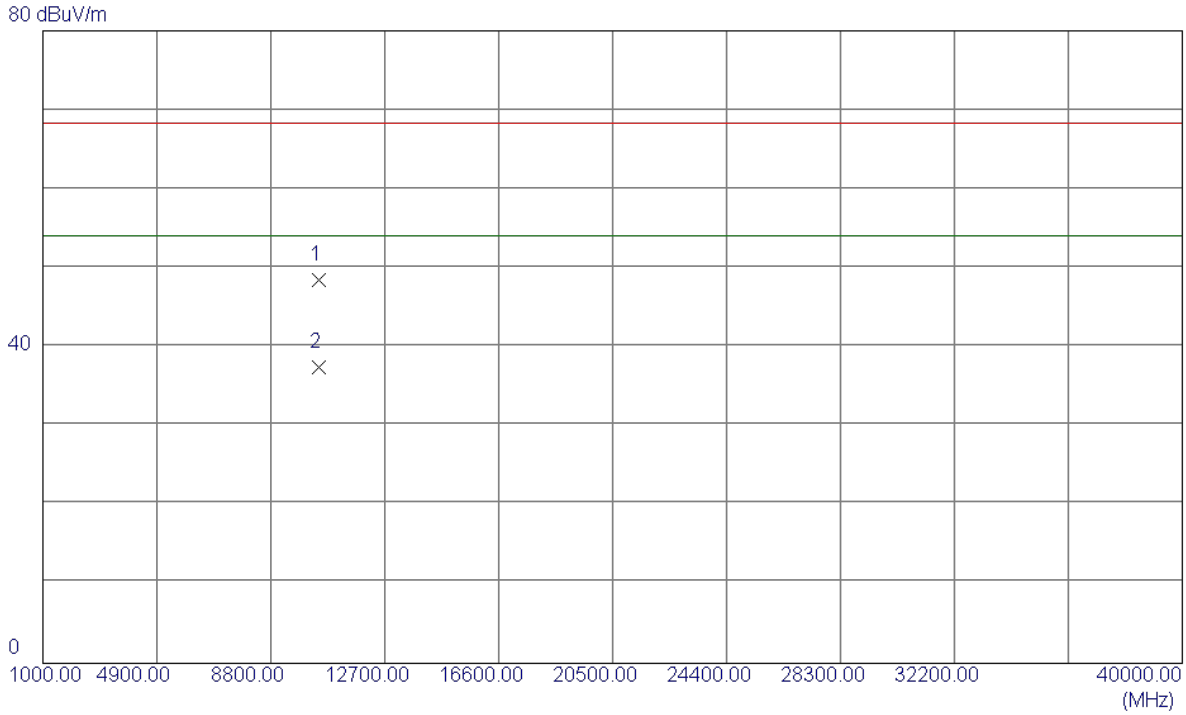

No.	Freq.	Reading Level	Correct Factor	Measure ment	Limit	Margin		
	MHz	dBuV/m	dB	dBuV/m	dBuV/m	dB	Detector	Comment
1	10460.5920	34.78	13.72	48.50	68.30	-19.80	Peak	
2 *	10460.7950	23.79	13.72	37.51	54.00	-16.49	AVG	

Orthogonal Axis :	X
Test Mode :	UNII-2A/ TX 802.11a Mode 5260MHz

Vertical

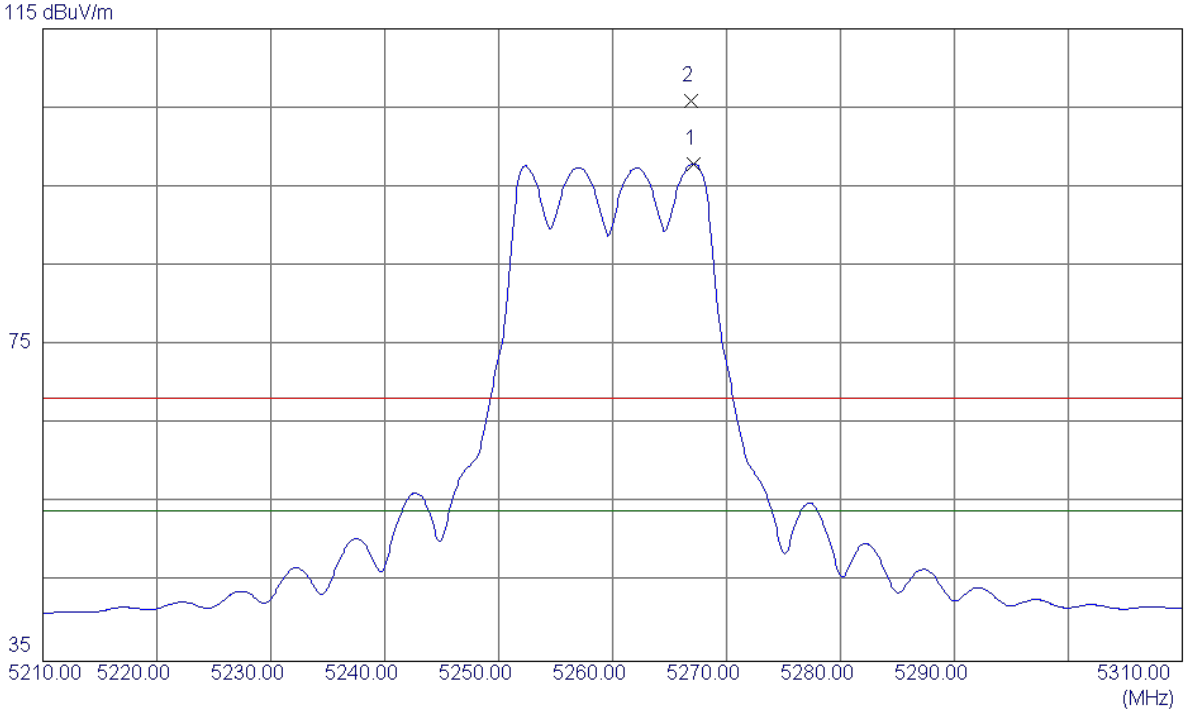

No.	Freq.	Reading Level	Correct Factor	Measure ment	Limit	Margin		
	MHz	dBuV/m	dB	dBuV/m	dBuV/m	dB	Detector	Comment
1 *	5267.1000	57.12	40.79	97.91	54.00	43.91	AVG	No Limit
2	5266.9000	65.05	40.79	105.84	68.30	37.54	Peak	No Limit

Orthogonal Axis :	X
Test Mode :	UNII-2A/ TX 802.11a Mode 5260MHz

Vertical

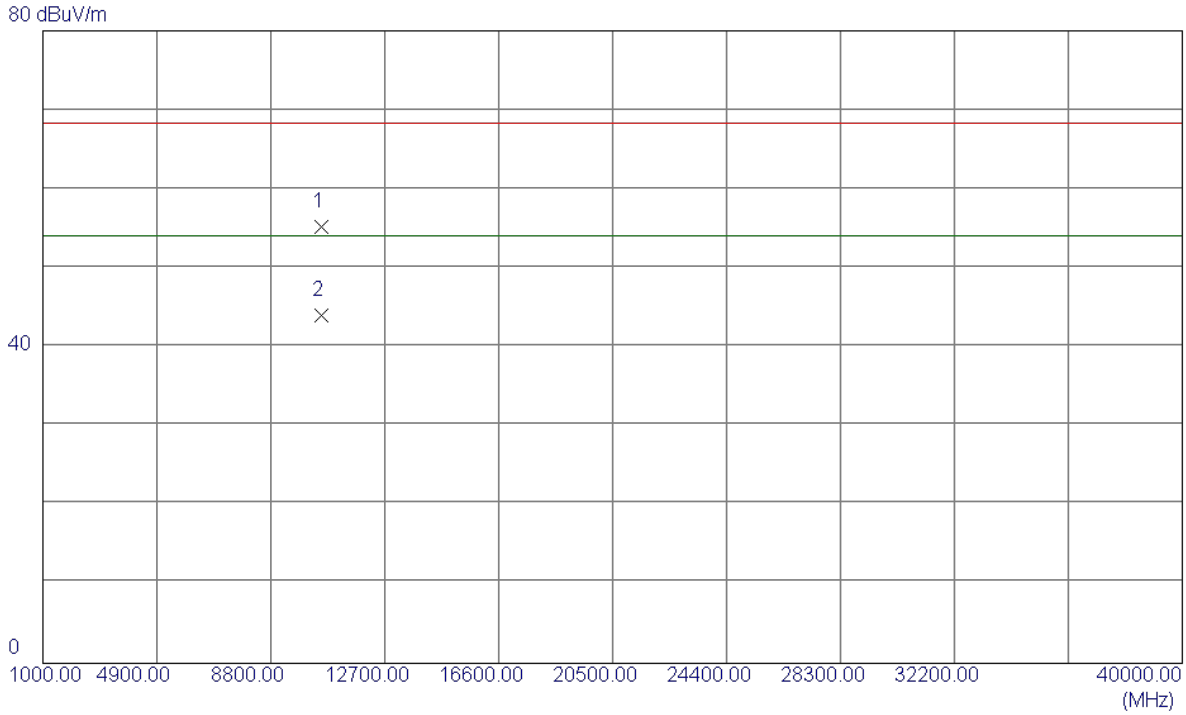

No.	Freq.	Reading Level	Correct Factor	Measure ment	Limit	Margin		
	MHz	dBuV/m	dB	dBuV/m	dBuV/m	dB	Detector	Comment
1	10520.4380	41.43	13.75	55.18	68.30	-13.12	Peak	
2 *	10520.3200	30.18	13.75	43.93	54.00	-10.07	AVG	

Orthogonal Axis :	X
Test Mode :	UNII-2A/ TX 802.11a Mode 5260MHz

Horizontal

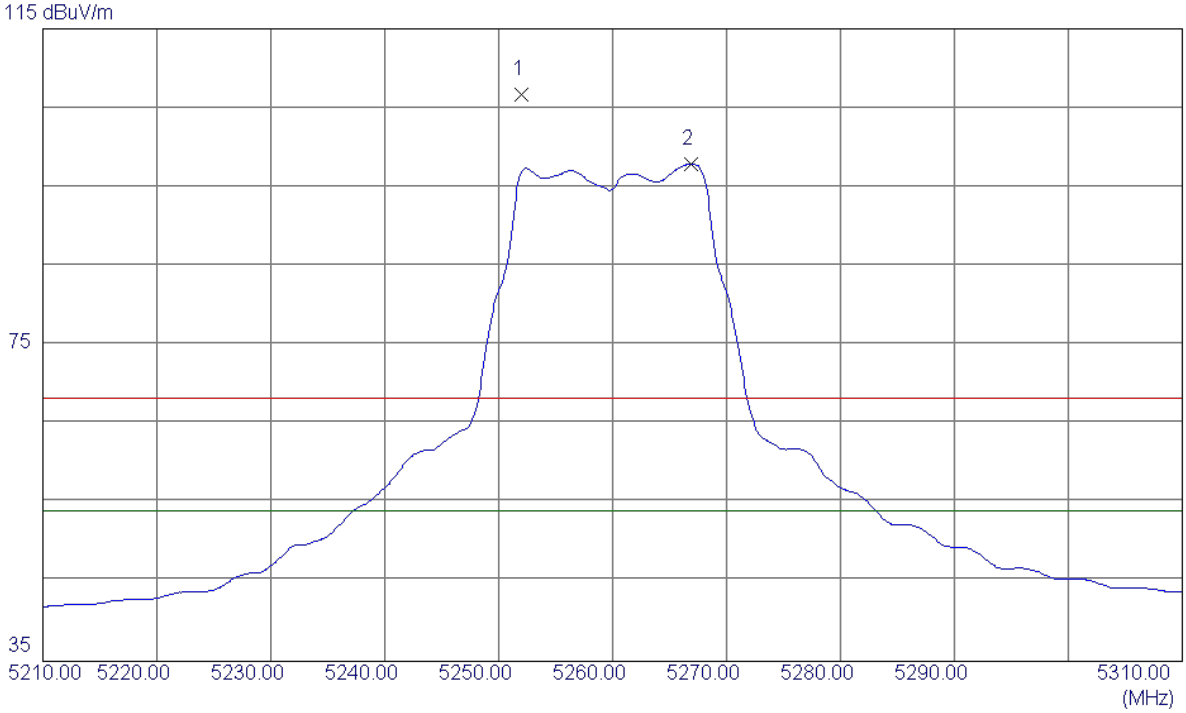

No.	Freq.	Reading Level	Correct Factor	Measure ment	Limit	Margin		
	MHz	dBuV/m	dB	dBuV/m	dBuV/m	dB	Detector	Comment
1	5252.0000	65.90	40.74	106.64	68.30	38.34	Peak	No Limit
2 *	5266.9000	57.08	40.79	97.87	54.00	43.87	AVG	No Limit

Orthogonal Axis :	X
Test Mode :	UNII-2A/ TX 802.11a Mode 5260MHz

Horizontal

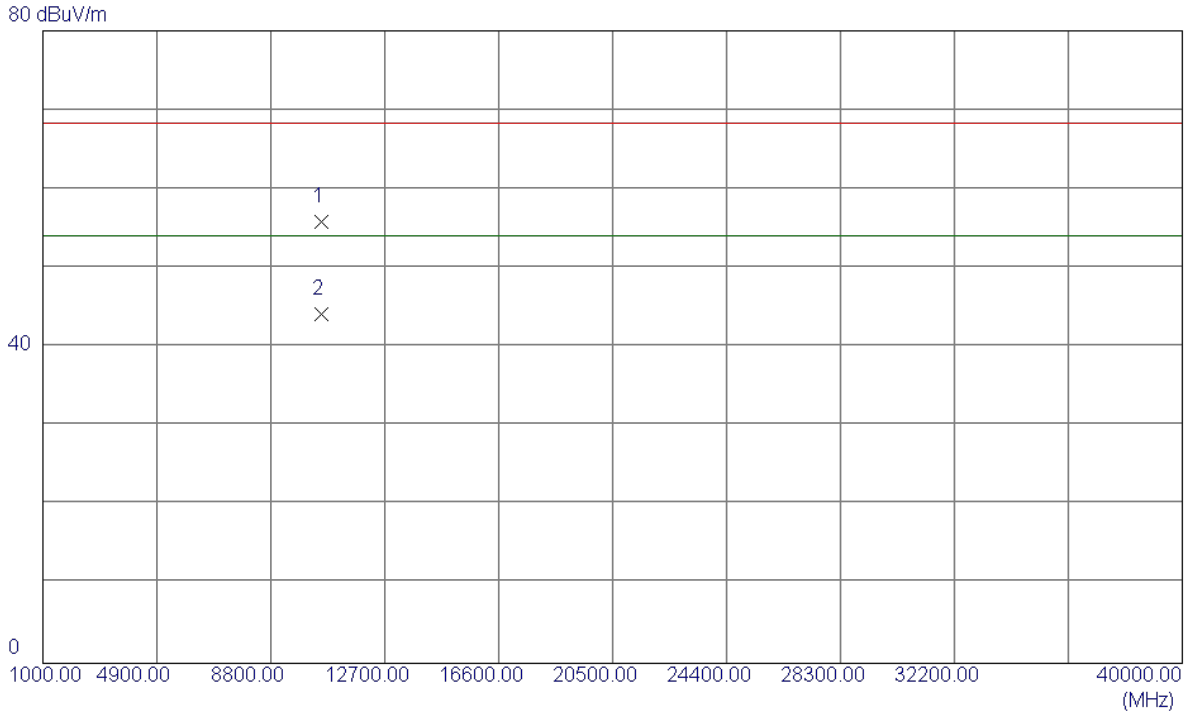

No.	Freq.	Reading Level	Correct Factor	Measure ment	Limit	Margin		
	MHz	dBuV/m	dB	dBuV/m	dBuV/m	dB	Detector	Comment
1	10520.5700	42.07	13.75	55.82	68.30	-12.48	Peak	
2 *	10520.5759	30.41	13.75	44.16	54.00	-9.84	AVG	

Orthogonal Axis :	X
Test Mode :	UNII-2A/ TX 802.11a Mode 5300MHz

Vertical

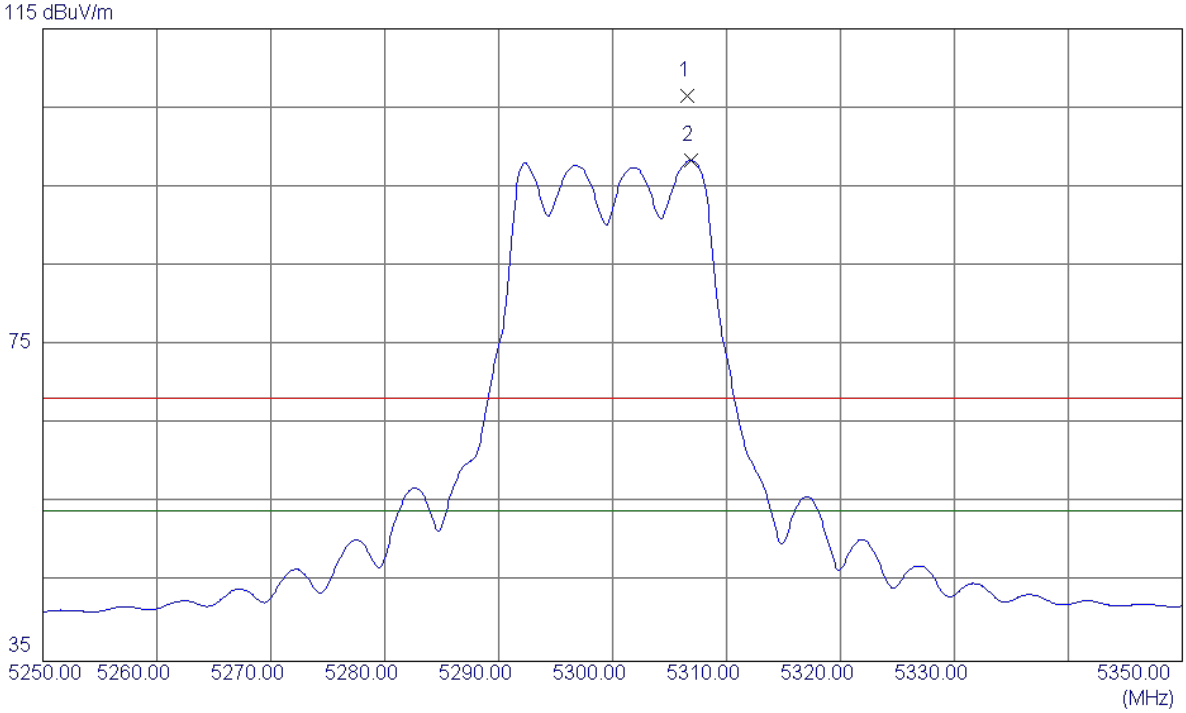

No.	Freq.	Reading Level	Correct Factor	Measure ment	Limit	Margin		
	MHz	dBuV/m	dB	dBuV/m	dBuV/m	dB	Detector	Comment
1	5306.6000	65.62	40.92	106.54	68.30	38.24	Peak	No Limit
2 *	5306.9000	57.39	40.92	98.31	54.00	44.31	AVG	No Limit

Orthogonal Axis :	X
Test Mode :	UNII-2A/ TX 802.11a Mode 5300MHz

Vertical

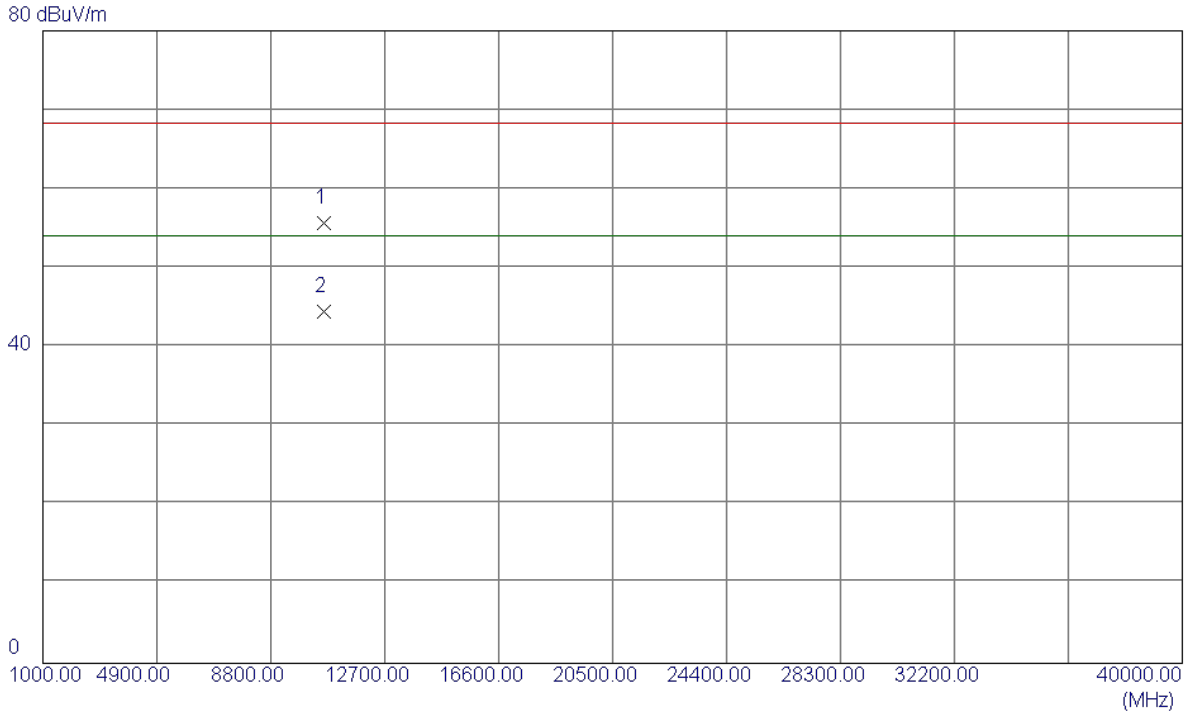

No.	Freq.	Reading Level	Correct Factor	Measure ment	Limit	Margin		
	MHz	dBuV/m	dB	dBuV/m	dBuV/m	dB	Detector	Comment
1	10600.6449	41.62	14.08	55.70	68.30	-12.60	Peak	
2 *	10600.6750	30.47	14.08	44.55	54.00	-9.45	AVG	

Orthogonal Axis :	X
Test Mode :	UNII-2A/ TX 802.11a Mode 5300MHz

Horizontal

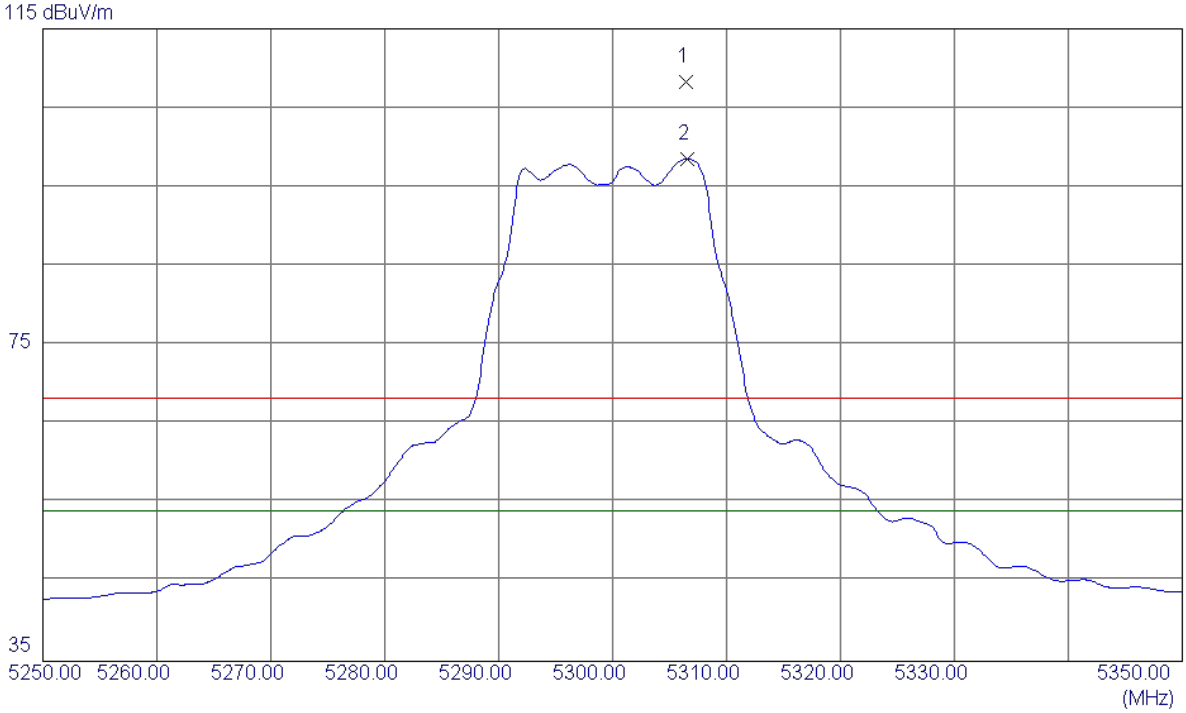

No.	Freq.	Reading Level	Correct Factor	Measure ment	Limit	Margin		
	MHz	dBuV/m	dB	dBuV/m	dBuV/m	dB	Detector	Comment
1	5306.4000	67.32	40.92	108.24	68.30	39.94	Peak	No Limit
2 *	5306.6000	57.62	40.92	98.54	54.00	44.54	AVG	No Limit

Orthogonal Axis :	X
Test Mode :	UNII-2A/ TX 802.11a Mode 5300MHz

Horizontal

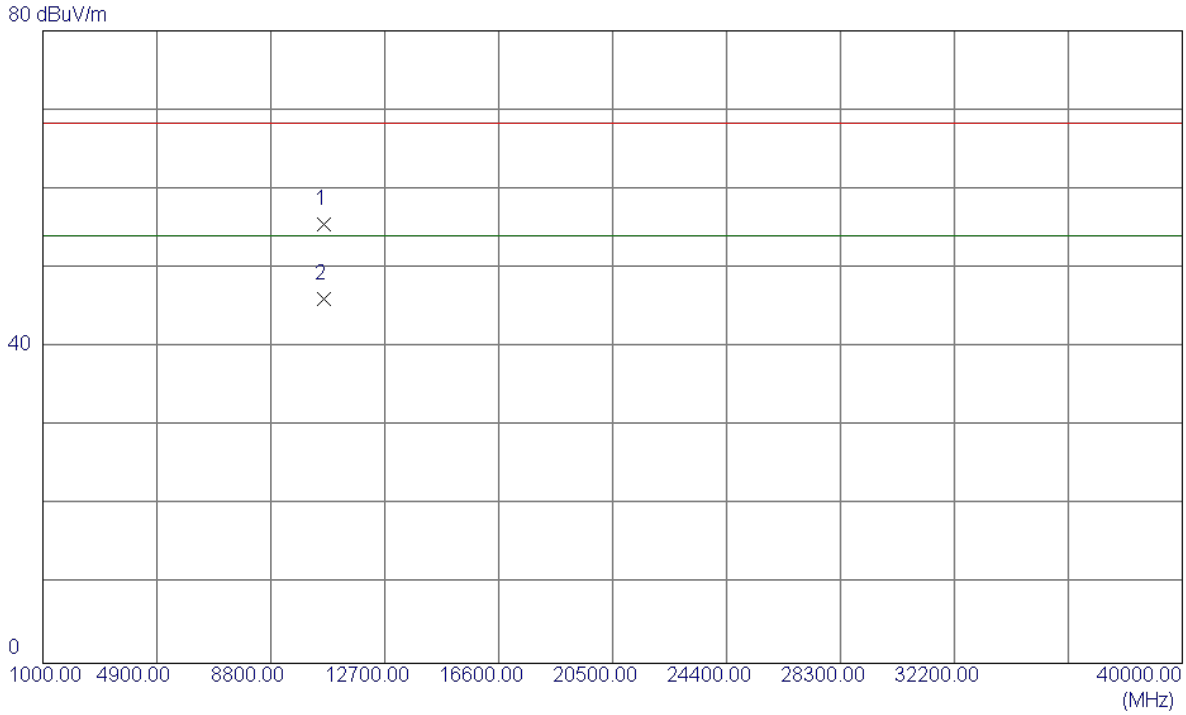

No.	Freq.	Reading Level	Correct Factor	Measure ment	Limit	Margin		
	MHz	dBuV/m	dB	dBuV/m	dBuV/m	dB	Detector	Comment
1	10600.4560	41.50	14.08	55.58	68.30	-12.72	Peak	
2 *	10600.5630	31.97	14.08	46.05	54.00	-7.95	AVG	

Orthogonal Axis :	X
Test Mode :	UNII-2A/ TX 802.11a Mode 5320MHz

Vertical

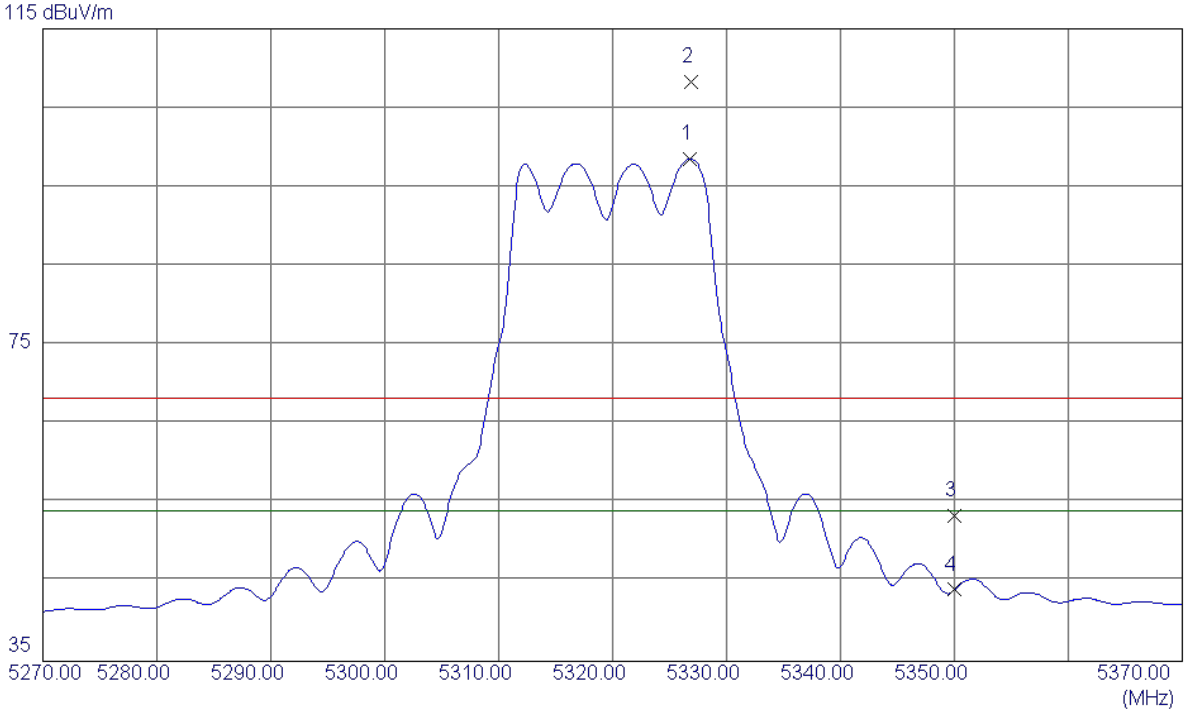

No.	Freq.	Reading Level	Correct Factor	Measure ment	Limit	Margin		
	MHz	dBuV/m	dB	dBuV/m	dBuV/m	dB	Detector	Comment
1 *	5326.8000	57.52	40.99	98.51	54.00	44.51	AVG	No Limit
2	5326.9000	67.34	40.99	108.33	68.30	40.03	Peak	No Limit
3	5350.0000	12.36	41.06	53.42	68.30	-14.88	Peak	
4	5350.0000	2.98	41.06	44.04	54.00	-9.96	AVG	

Orthogonal Axis :	X
Test Mode :	UNII-2A/ TX 802.11a Mode 5320MHz

Vertical

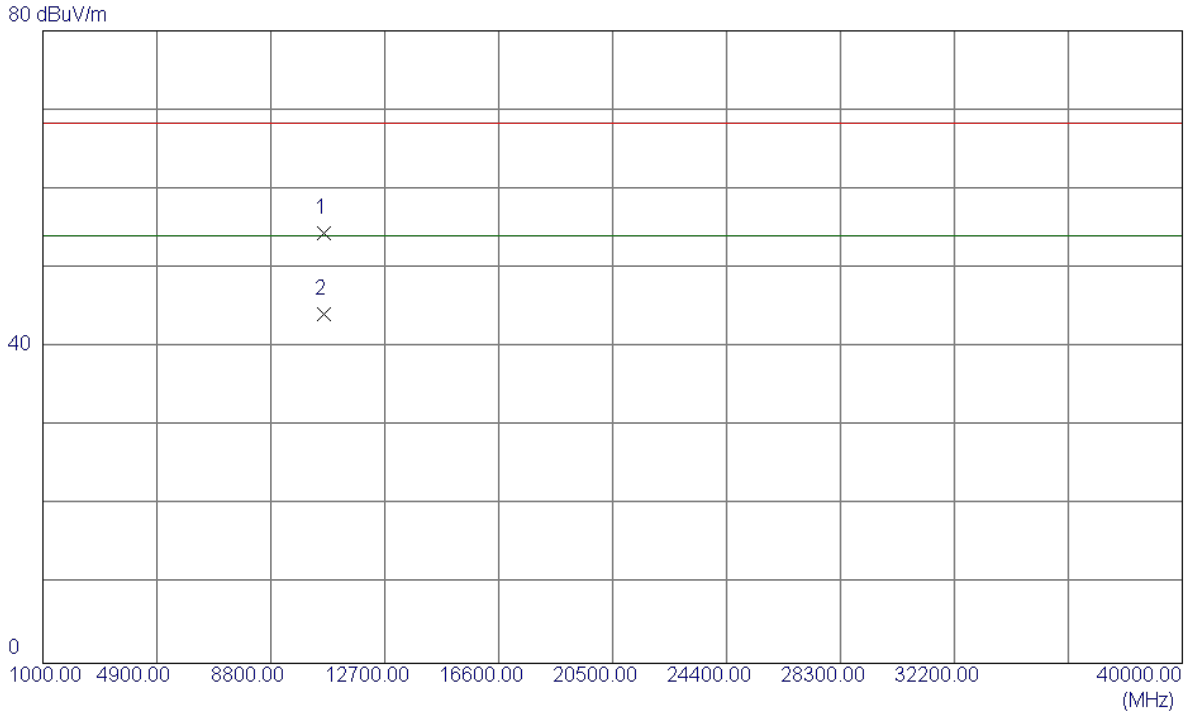

No.	Freq.	Reading Level	Correct Factor	Measure ment	Limit	Margin		
	MHz	dBuV/m	dB	dBuV/m	dBuV/m	dB	Detector	Comment
1	10640.4560	40.08	14.25	54.33	68.30	-13.97	Peak	
2 *	10640.3500	29.84	14.25	44.09	54.00	-9.91	AVG	

Orthogonal Axis :	X
Test Mode :	UNII-2A/ TX 802.11a Mode 5320MHz

Horizontal

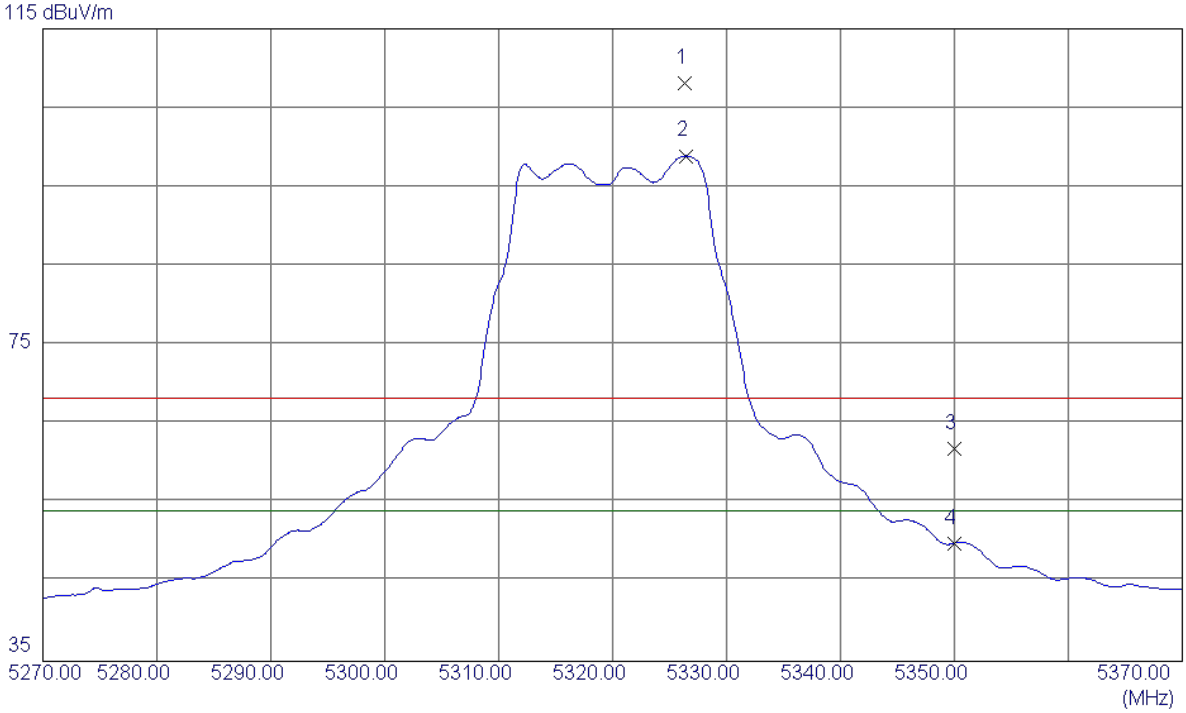

No.	Freq.	Reading Level	Correct Factor	Measure ment	Limit	Margin		
	MHz	dBuV/m	dB	dBuV/m	dBuV/m	dB	Detector	Comment
1	5326.3000	67.13	40.99	108.12	68.30	39.82	Peak	No Limit
2 *	5326.4000	57.93	40.99	98.92	54.00	44.92	AVG	No Limit
3	5350.0000	20.89	41.06	61.95	68.30	-6.35	Peak	
4	5350.0000	8.89	41.06	49.95	54.00	-4.05	AVG	

Orthogonal Axis :	X
Test Mode :	UNII-2A/ TX 802.11a Mode 5320MHz

Horizontal

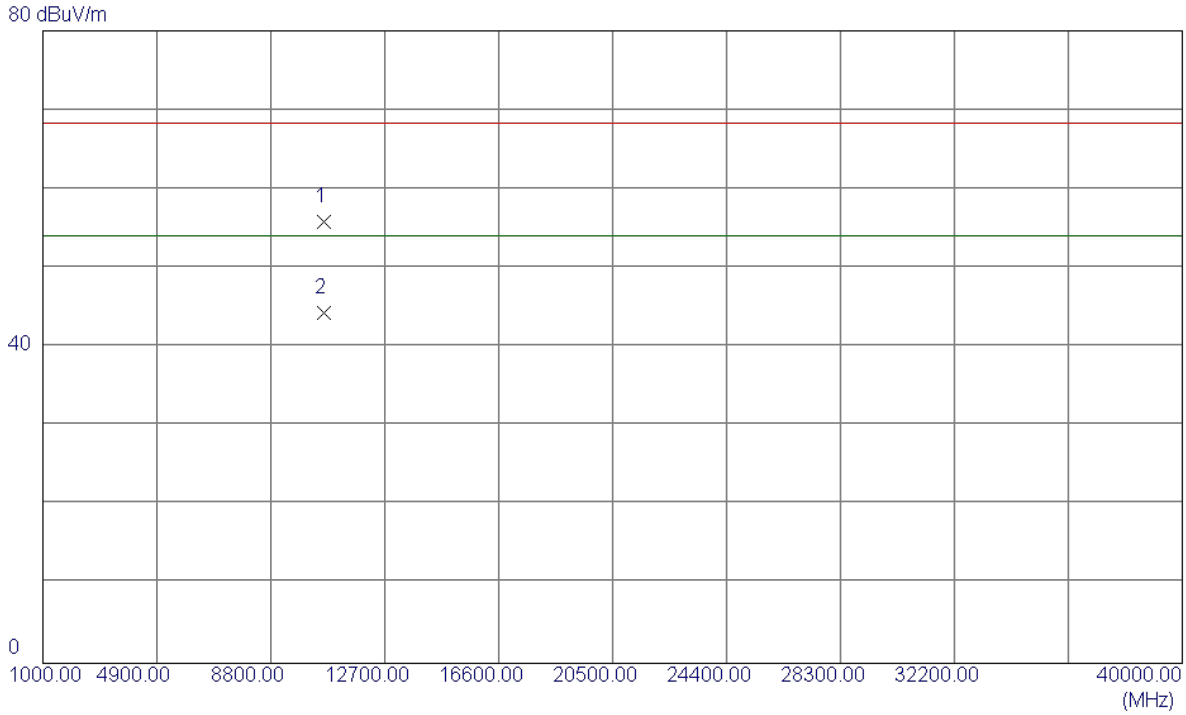

No.	Freq.	Reading Level	Correct Factor	Measure ment	Limit	Margin		
	MHz	dBuV/m	dB	dBuV/m	dBuV/m	dB	Detector	Comment
1	10640.5679	41.66	14.25	55.91	68.30	-12.39	Peak	
2 *	10640.6470	30.10	14.25	44.35	54.00	-9.65	AVG	

Orthogonal Axis :	X
Test Mode :	UNII-2A/ TX 802.11n(20MHz) Mode 5260MHz

Vertical

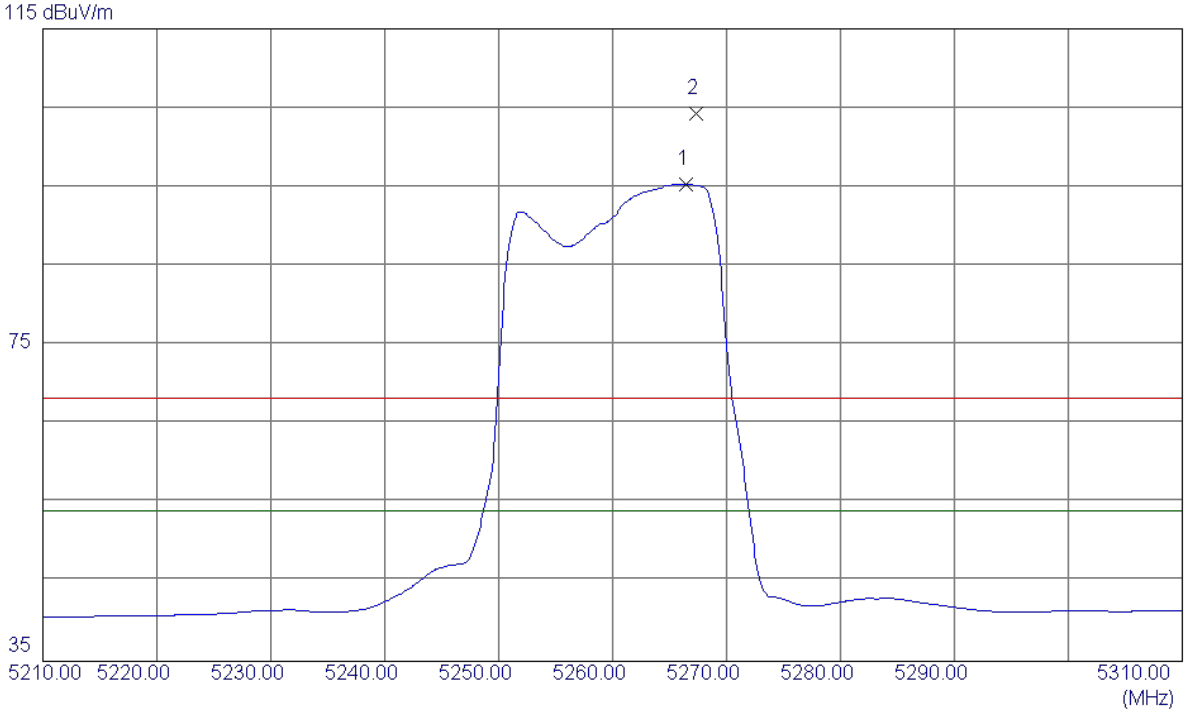

No.	Freq.	Reading Level	Correct Factor	Measure ment	Limit	Margin		
	MHz	dBuV/m	dB	dBuV/m	dBuV/m	dB	Detector	Comment
1 *	5266.4000	54.59	40.79	95.38	54.00	41.38	AVG	No Limit
2	5267.3000	63.50	40.79	104.29	68.30	35.99	Peak	No Limit

Orthogonal Axis :	X
Test Mode :	UNII-2A/ TX 802.11n(20MHz) Mode 5260MHz

Vertical

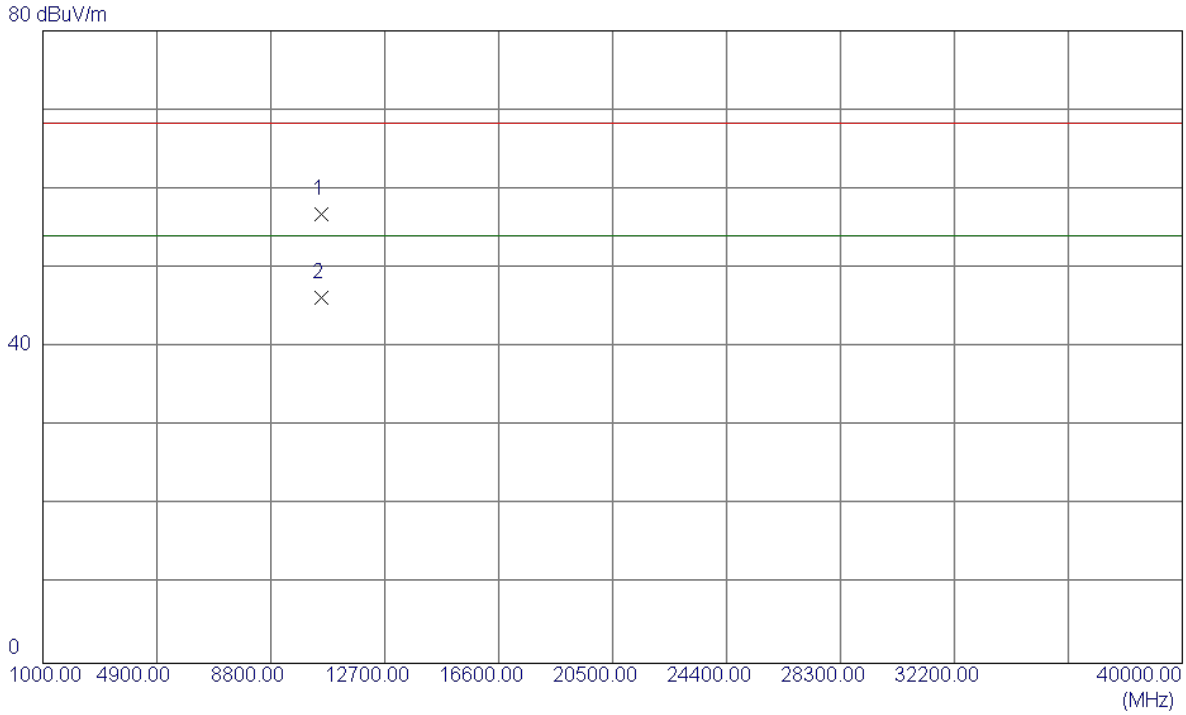

No.	Freq.	Reading Level	Correct Factor	Measure ment	Limit	Margin		
	MHz	dBuV/m	dB	dBuV/m	dBuV/m	dB	Detector	Comment
1	10520.3120	43.03	13.75	56.78	68.30	-11.52	Peak	
2 *	10520.2580	32.46	13.75	46.21	54.00	-7.79	AVG	

Orthogonal Axis :	X
Test Mode :	UNII-2A/ TX 802.11n(20MHz) Mode 5260MHz

Horizontal

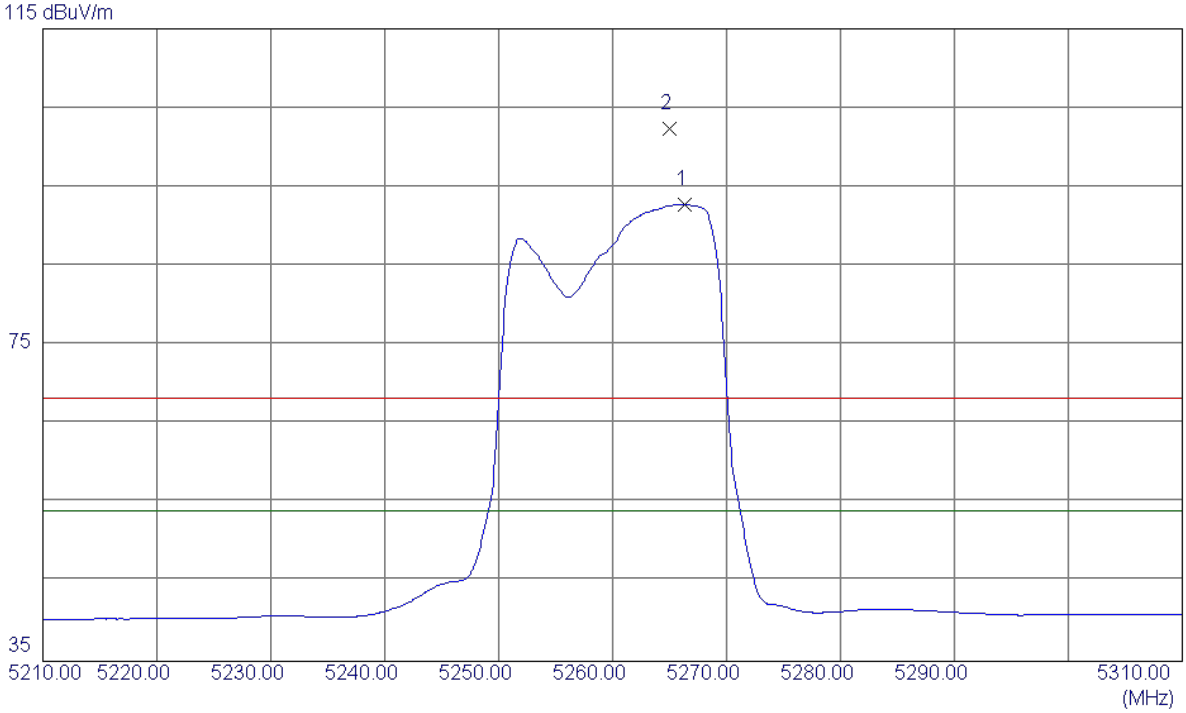

No.	Freq.	Reading Level	Correct Factor	Measure ment	Limit	Margin		
	MHz	dBuV/m	dB	dBuV/m	dBuV/m	dB	Detector	Comment
1 *	5266.3000	51.98	40.79	92.77	54.00	38.77	AVG	No Limit
2	5265.0000	61.62	40.78	102.40	68.30	34.10	Peak	No Limit

Orthogonal Axis :	X
Test Mode :	UNII-2A/ TX 802.11n(20MHz) Mode 5260MHz

Horizontal

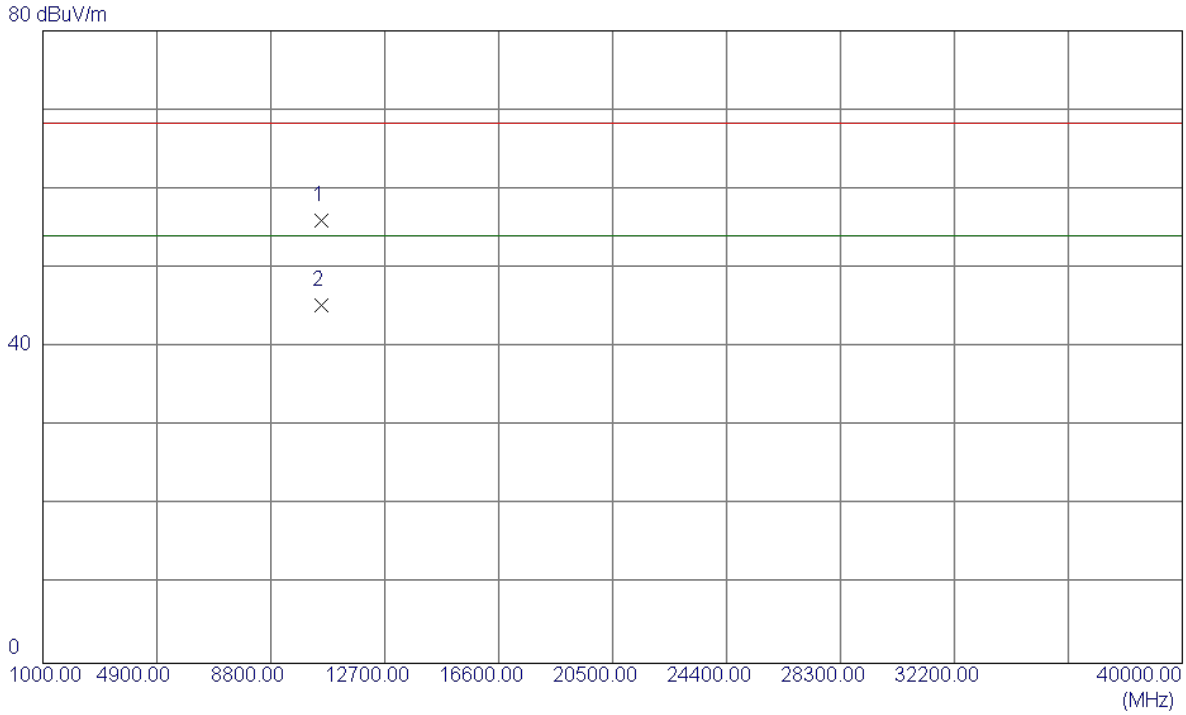

No.	Freq.	Reading Level	Correct Factor	Measure ment	Limit	Margin		
	MHz	dBuV/m	dB	dBuV/m	dBuV/m	dB	Detector	Comment
1	10520.0900	42.22	13.75	55.97	68.30	-12.33	Peak	
2 *	10520.0900	31.51	13.75	45.26	54.00	-8.74	AVG	

Orthogonal Axis :	X
Test Mode :	UNII-2A/ TX 802.11n(20MHz) Mode 5300MHz

Vertical

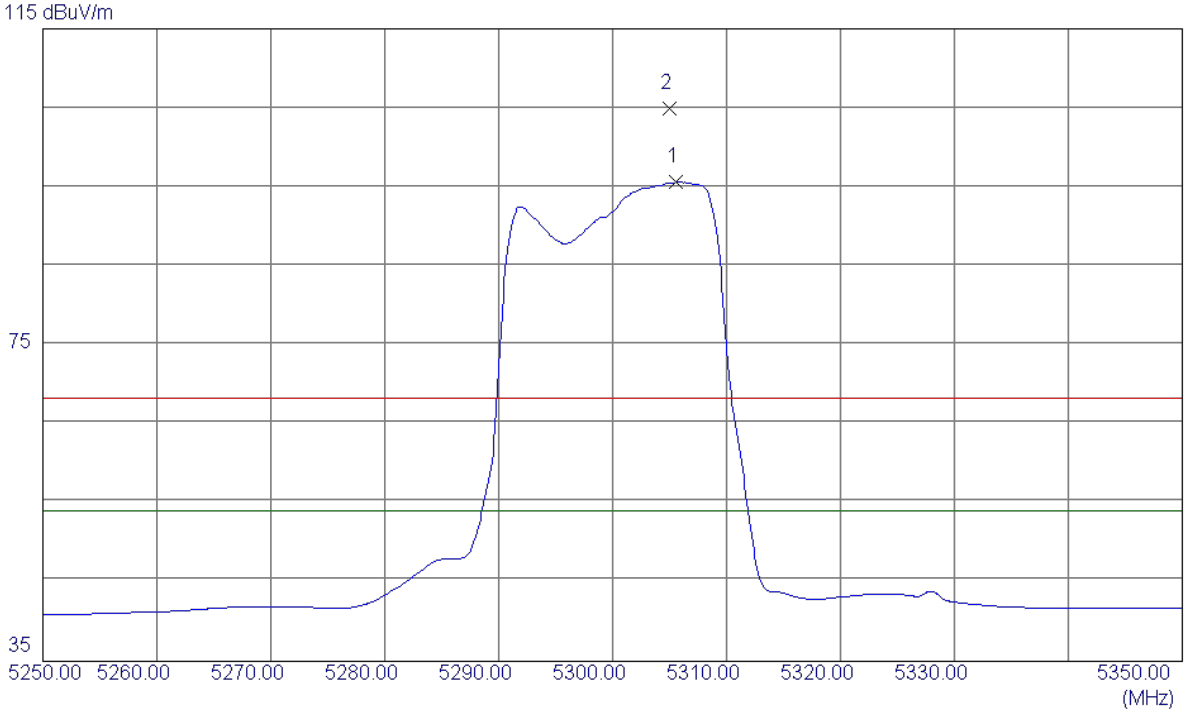

No.	Freq.	Reading Level	Correct Factor	Measure ment	Limit	Margin		
	MHz	dBuV/m	dB	dBuV/m	dBuV/m	dB	Detector	Comment
1 *	5305.6000	54.67	40.92	95.59	54.00	41.59	AVG	No Limit
2	5305.0000	63.99	40.92	104.91	68.30	36.61	Peak	No Limit

Orthogonal Axis :	X
Test Mode :	UNII-2A/ TX 802.11n(20MHz) Mode 5300MHz

Vertical

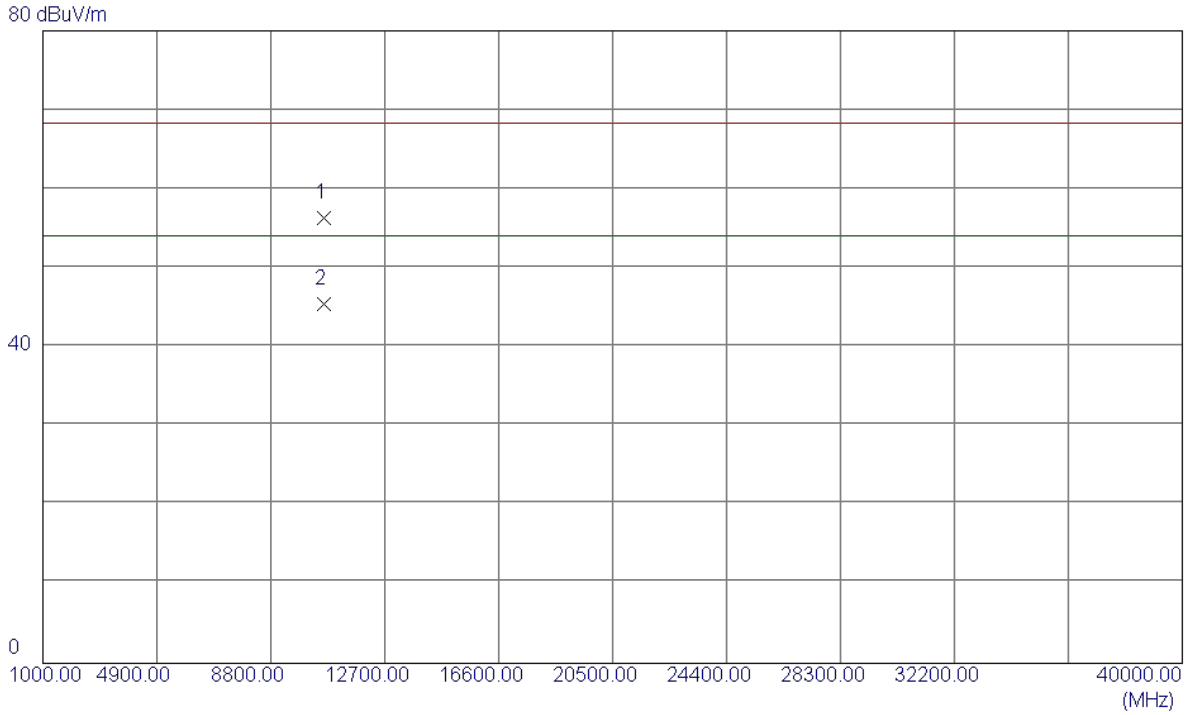

No.	Freq.	Reading Level	Correct Factor	Measure ment	Limit	Margin		
	MHz	dBuV/m	dB	dBuV/m	dBuV/m	dB	Detector	Comment
1	10600.2670	42.27	14.08	56.35	68.30	-11.95	Peak	
2 *	10600.6070	31.32	14.08	45.40	54.00	-8.60	AVG	

Orthogonal Axis :	X
Test Mode :	UNII-2A/ TX 802.11n(20MHz) Mode 5300MHz

Horizontal

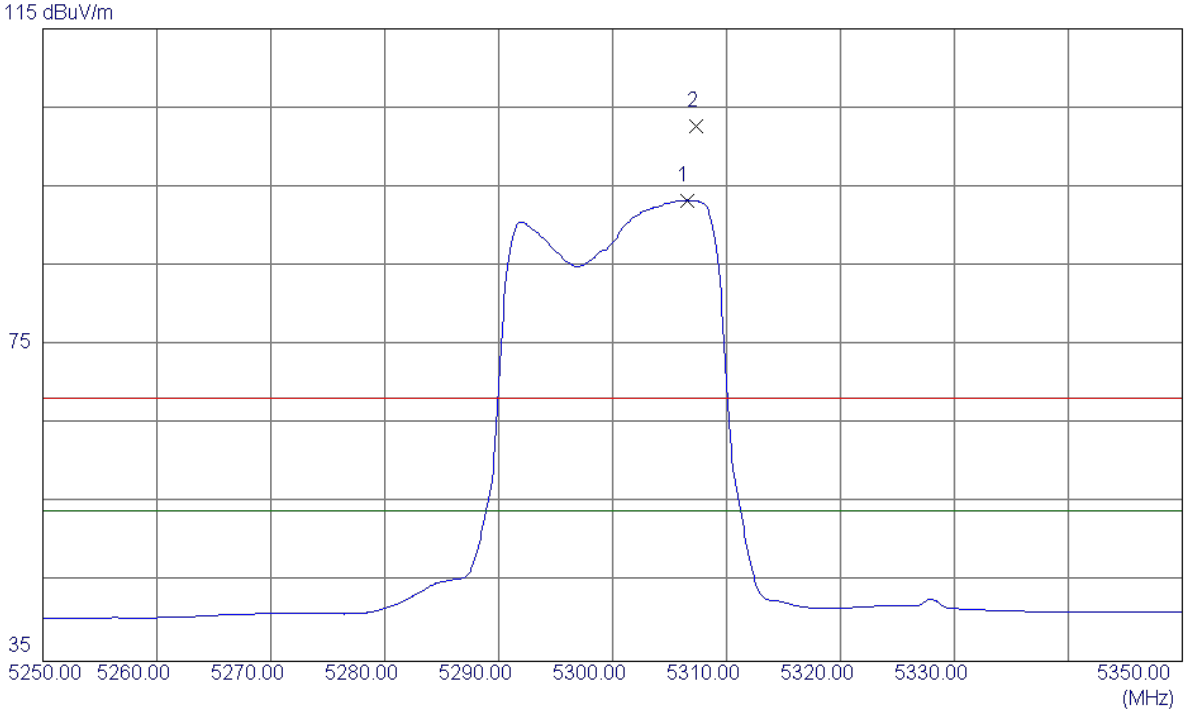

No.	Freq.	Reading Level	Correct Factor	Measure ment	Limit	Margin		
	MHz	dBuV/m	dB	dBuV/m	dBuV/m	dB	Detector	Comment
1 *	5306.5000	52.40	40.92	93.32	54.00	39.32	AVG	No Limit
2	5307.3000	61.82	40.92	102.74	68.30	34.44	Peak	No Limit

Orthogonal Axis :	X
Test Mode :	UNII-2A/ TX 802.11n(20MHz) Mode 5300MHz

Horizontal

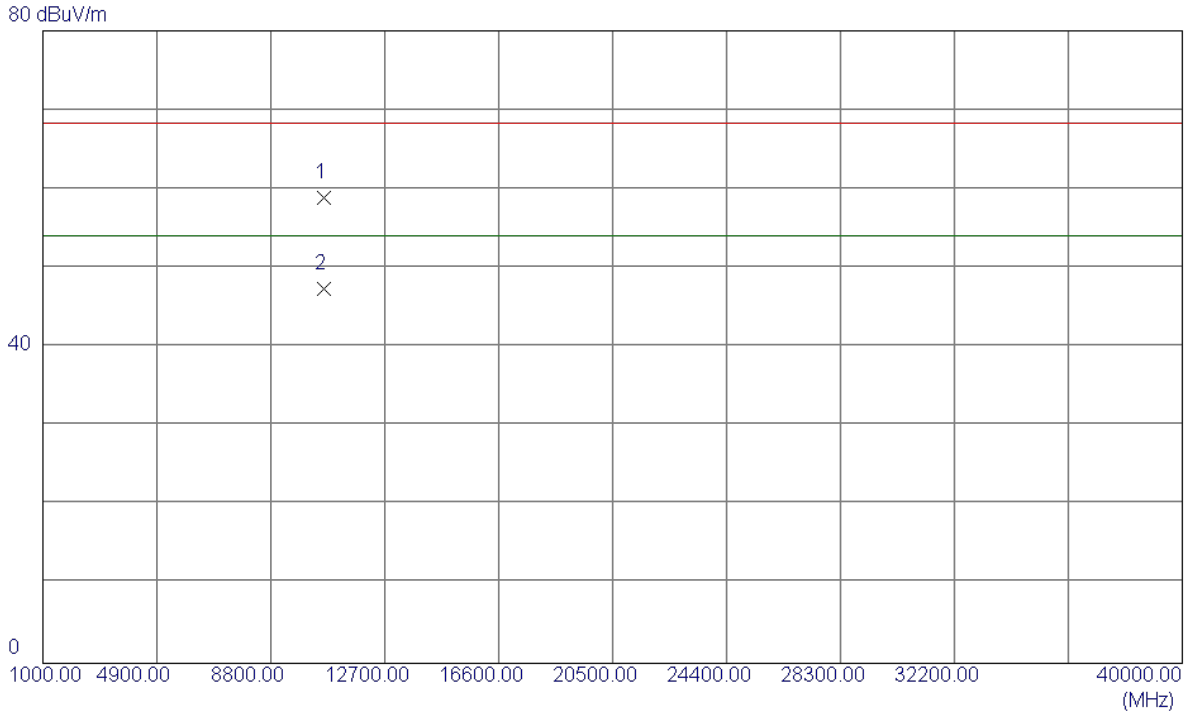

No.	Freq.	Reading Level	Correct Factor	Measure ment	Limit	Margin		
	MHz	dBuV/m	dB	dBuV/m	dBuV/m	dB	Detector	Comment
1	10600.6900	44.78	14.08	58.86	68.30	-9.44	Peak	
2 *	10600.3280	33.35	14.08	47.43	54.00	-6.57	AVG	

Orthogonal Axis :	X
Test Mode :	UNII-2A/ TX 802.11n(20MHz) Mode 5320MHz

Vertical

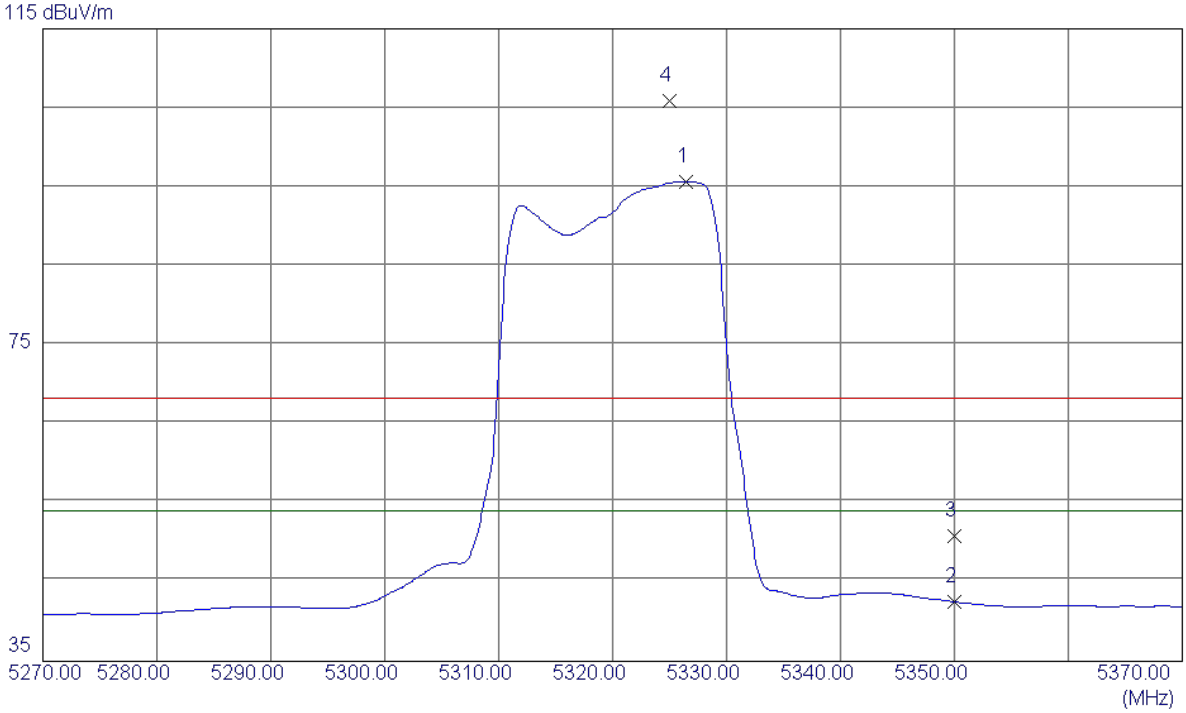

No.	Freq.	Reading Level	Correct Factor	Measure ment	Limit	Margin		
	MHz	dBuV/m	dB	dBuV/m	dBuV/m	dB	Detector	Comment
1 *	5326.4000	54.72	40.99	95.71	54.00	41.71	AVG	No Limit
2	5350.0000	1.46	41.06	42.52	54.00	-11.48	AVG	
3	5350.0000	9.83	41.06	50.89	68.30	-17.41	Peak	
4	5325.0000	64.86	40.98	105.84	68.30	37.54	Peak	No Limit

Orthogonal Axis :	X
Test Mode :	UNII-2A/ TX 802.11n(20MHz) Mode 5320MHz

Vertical

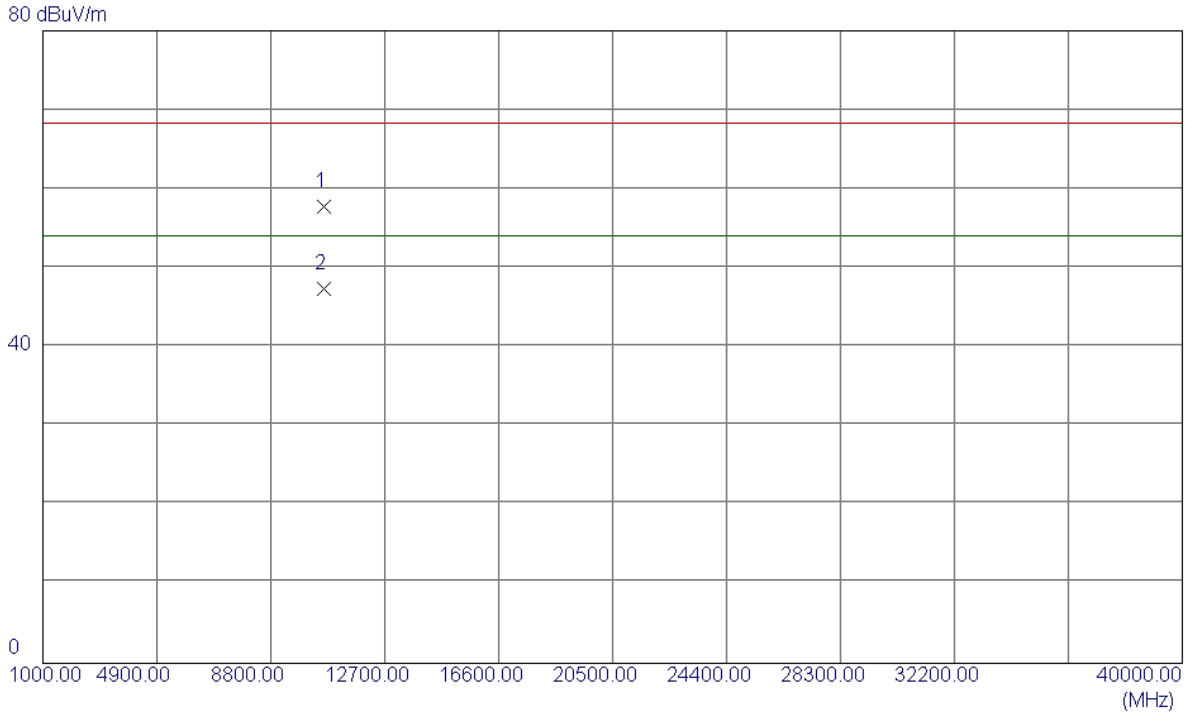

No.	Freq.	Reading Level	Correct Factor	Measure ment	Limit	Margin		
	MHz	dBuV/m	dB	dBuV/m	dBuV/m	dB	Detector	Comment
1	10640.5510	43.57	14.25	57.82	68.30	-10.48	Peak	
2 *	10640.1660	33.04	14.25	47.29	54.00	-6.71	AVG	

Orthogonal Axis :	X
Test Mode :	UNII-2A/ TX 802.11n(20MHz) Mode 5320MHz

Horizontal

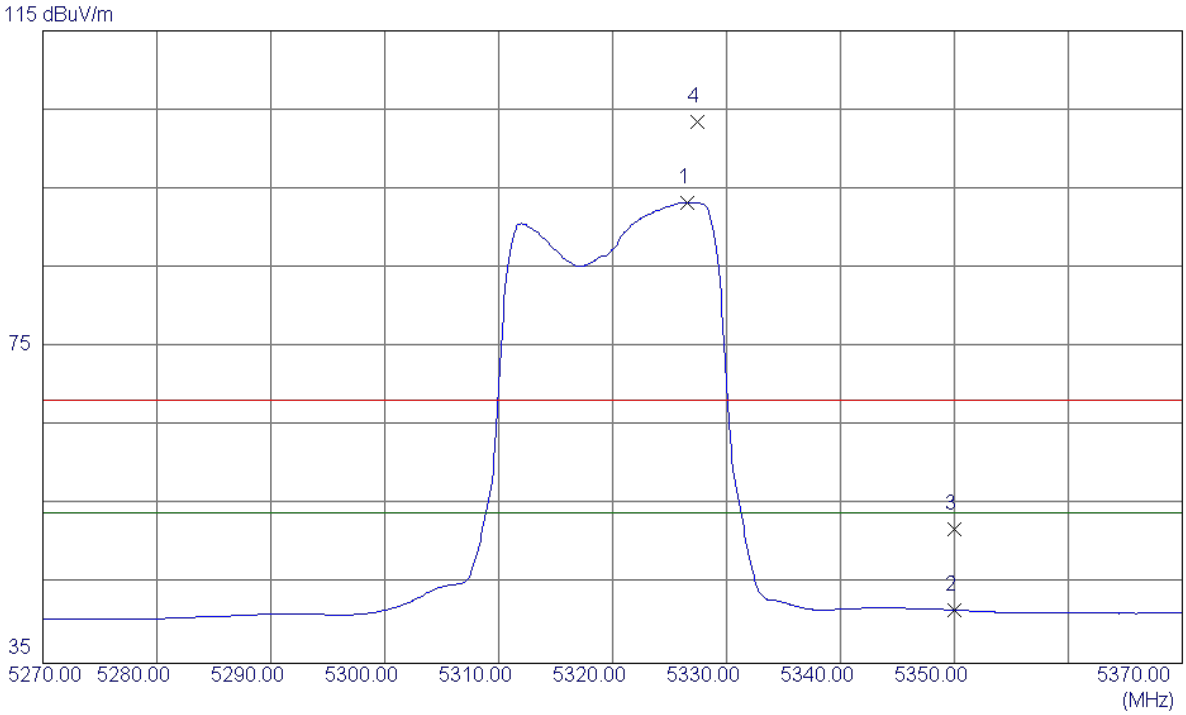

No.	Freq.	Reading Level	Correct Factor	Measure ment	Limit	Margin		
	MHz	dBuV/m	dB	dBuV/m	dBuV/m	dB	Detector	Comment
1 *	5326.6000	52.31	40.99	93.30	54.00	39.30	AVG	No Limit
2	5350.0000	0.66	41.06	41.72	54.00	-12.28	AVG	
3	5350.0000	10.96	41.06	52.02	68.30	-16.28	Peak	
4	5327.4000	62.45	40.99	103.44	68.30	35.14	Peak	No Limit

Orthogonal Axis :	X
Test Mode :	UNII-2A/ TX 802.11n(20MHz) Mode 5320MHz

Horizontal

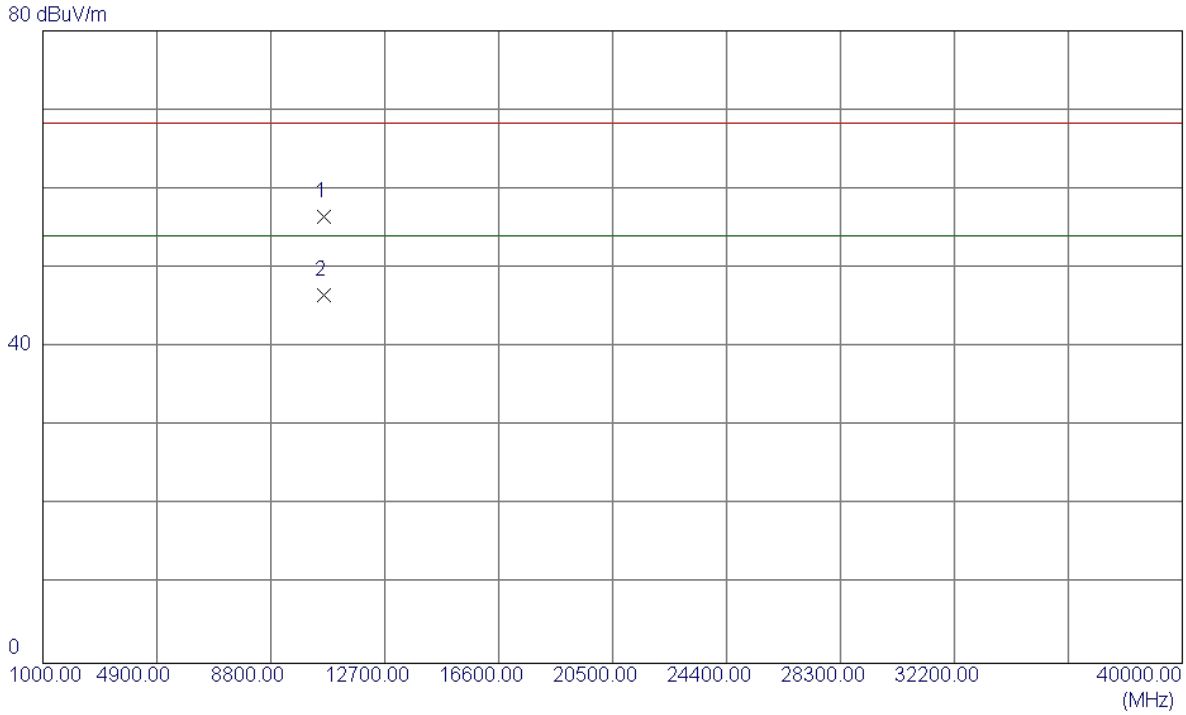

No.	Freq.	Reading Level	Correct Factor	Measure ment	Limit	Margin		
	MHz	dBuV/m	dB	dBuV/m	dBuV/m	dB	Detector	Comment
1	10640.3670	42.30	14.25	56.55	68.30	-11.75	Peak	
2 *	10640.4589	32.27	14.25	46.52	54.00	-7.48	AVG	

Orthogonal Axis :	X
Test Mode :	UNII-2A/ TX 802.11n(40MHz) 5270MHz

Vertical

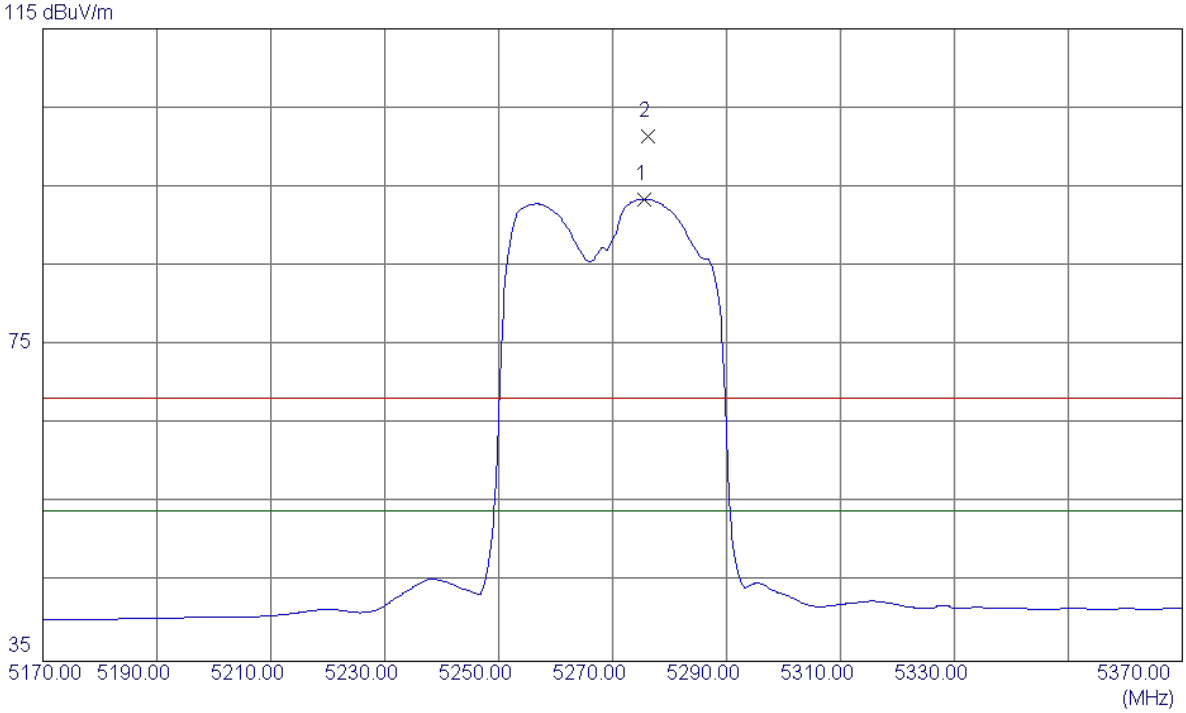

No.	Freq.	Reading Level	Correct Factor	Measure ment	Limit	Margin		
	MHz	dBuV/m	dB	dBuV/m	dBuV/m	dB	Detector	Comment
1 *	5275.6000	52.65	40.82	93.47	54.00	39.47	AVG	No Limit
2	5276.2000	60.63	40.82	101.45	68.30	33.15	Peak	No Limit

Orthogonal Axis :	X
Test Mode :	UNII-2A/ TX 802.11n(40MHz) 5270MHz

Vertical

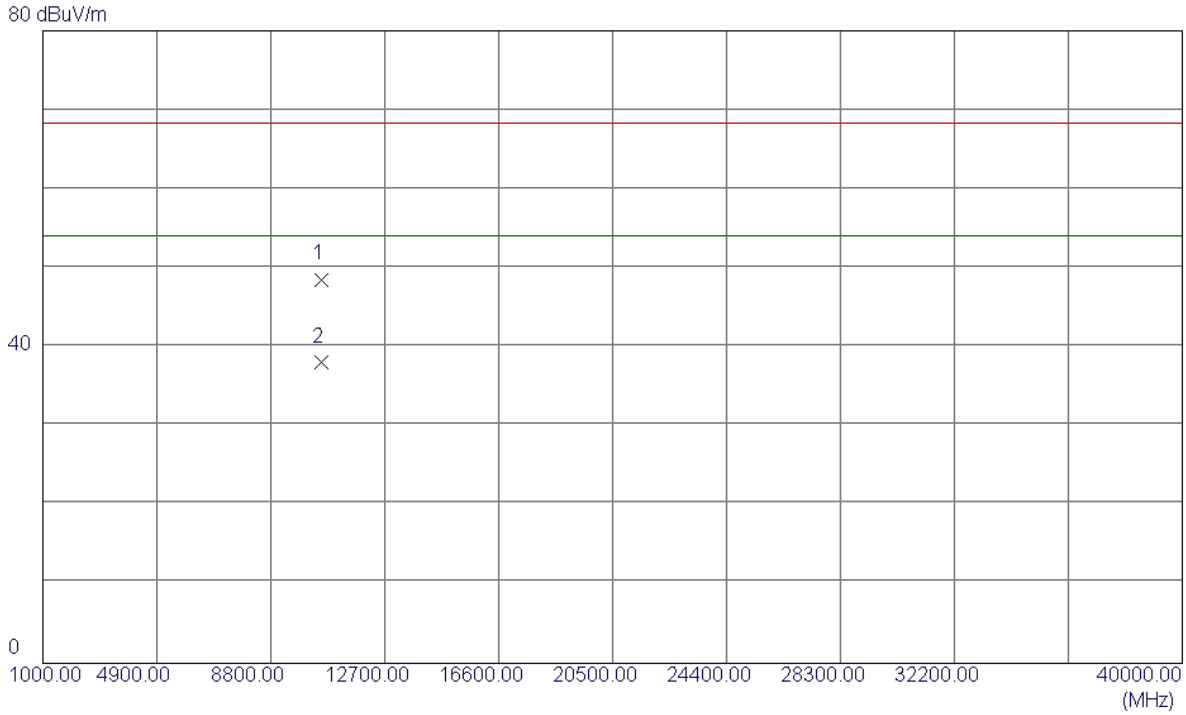

No.	Freq.	Reading Level	Correct Factor	Measure ment	Limit	Margin		
	MHz	dBuV/m	dB	dBuV/m	dBuV/m	dB	Detector	Comment
1	10541.0300	34.72	13.84	48.56	68.30	-19.74	Peak	
2 *	10541.0300	24.19	13.84	38.03	54.00	-15.97	AVG	

Orthogonal Axis :	X
Test Mode :	UNII-2A/ TX 802.11n(40MHz) 5270MHz

Horizontal

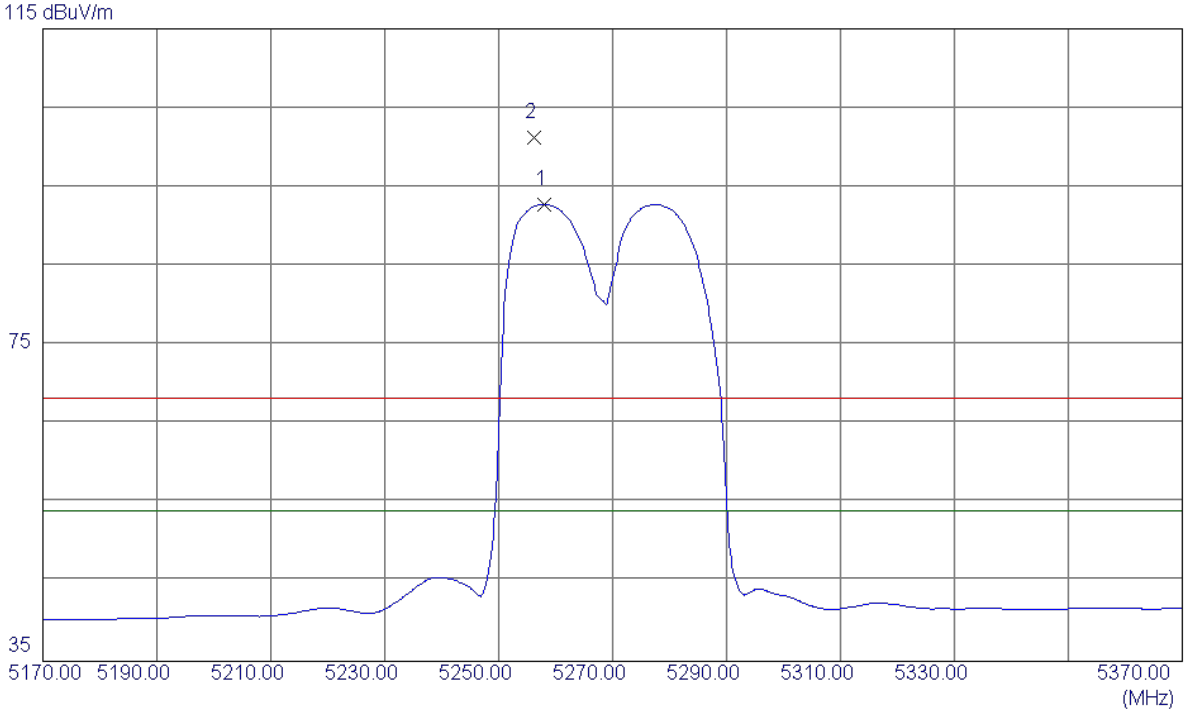

No.	Freq.	Reading Level	Correct Factor	Measure ment	Limit	Margin		
	MHz	dBuV/m	dB	dBuV/m	dBuV/m	dB	Detector	Comment
1 *	5258.0000	52.08	40.76	92.84	54.00	38.84	AVG	No Limit
2	5256.2000	60.52	40.76	101.28	68.30	32.98	Peak	No Limit

Orthogonal Axis :	X
Test Mode :	UNII-2A/ TX 802.11n(40MHz) 5270MHz

Horizontal

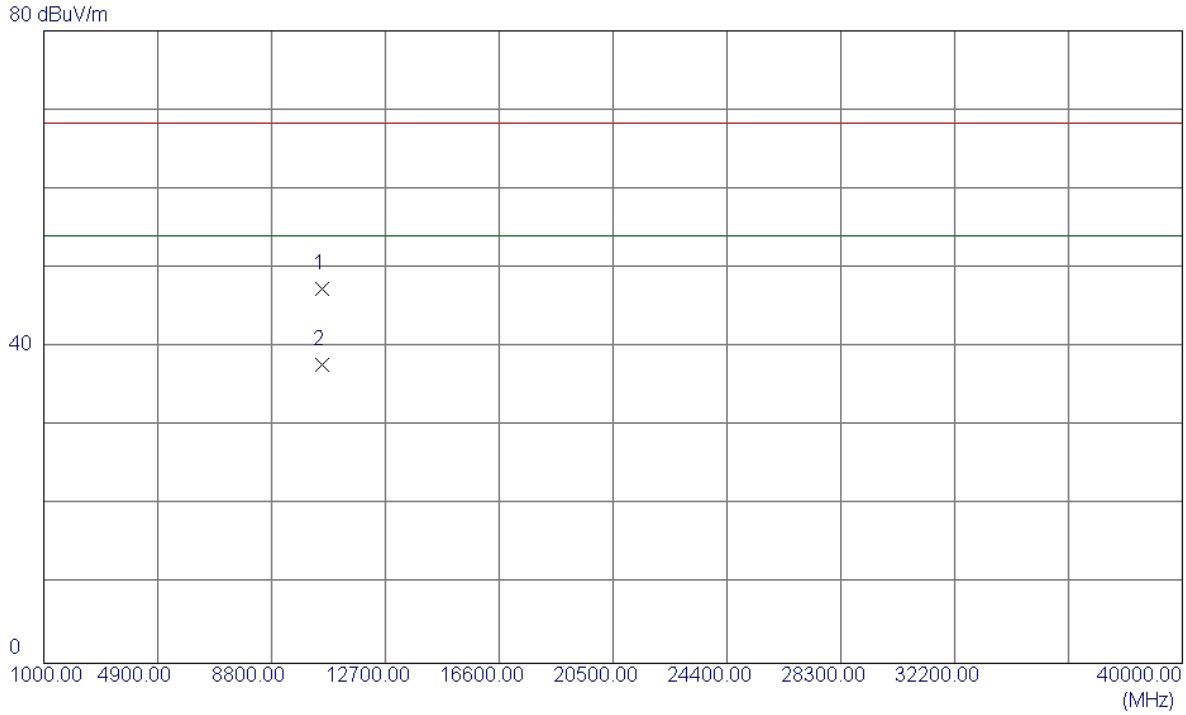

No.	Freq.	Reading Level	Correct Factor	Measure ment	Limit	Margin		
	MHz	dBuV/m	dB	dBuV/m	dBuV/m	dB	Detector	Comment
1	10540.4990	33.50	13.83	47.33	68.30	-20.97	Peak	
2 *	10540.3700	23.92	13.83	37.75	54.00	-16.25	AVG	

Orthogonal Axis :	X
Test Mode :	UNII-2A/ TX 802.11n(40MHz) 5310MHz

Vertical

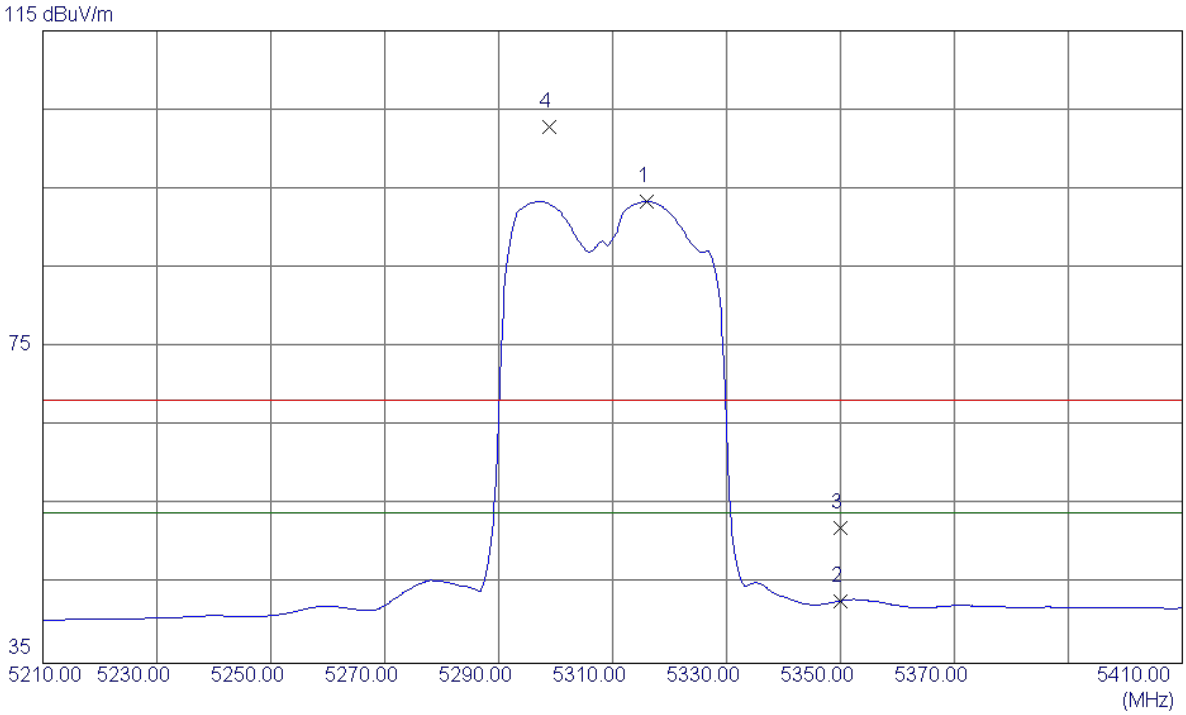

No.	Freq.	Reading Level	Correct Factor	Measure ment	Limit	Margin		
	MHz	dBuV/m	dB	dBuV/m	dBuV/m	dB	Detector	Comment
1 *	5316.0000	52.45	40.95	93.40	54.00	39.40	AVG	No Limit
2	5350.0000	1.83	41.06	42.89	54.00	-11.11	AVG	
3	5350.0000	11.12	41.06	52.18	68.30	-16.12	Peak	
4	5298.8000	61.90	40.90	102.80	68.30	34.50	Peak	No Limit

Orthogonal Axis :	X
Test Mode :	UNII-2A/ TX 802.11n(40MHz) 5310MHz

Vertical

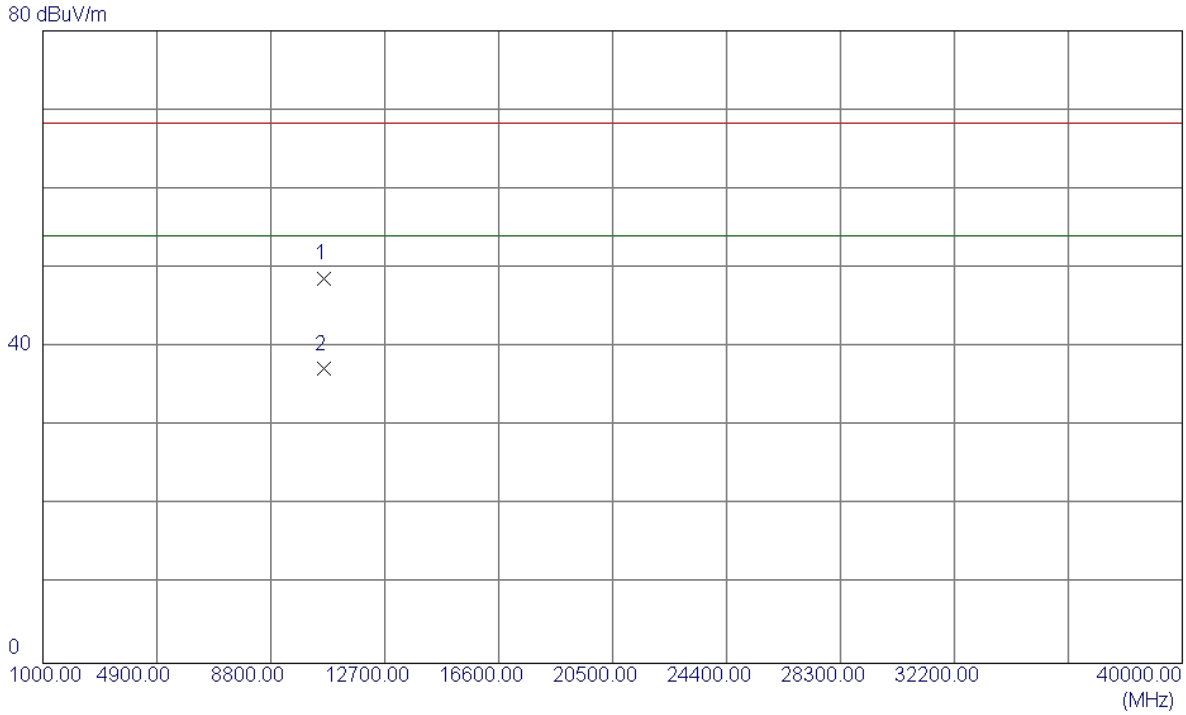

No.	Freq.	Reading Level	Correct Factor	Measure ment	Limit	Margin		
	MHz	dBuV/m	dB	dBuV/m	dBuV/m	dB	Detector	Comment
1	10620.4980	34.50	14.17	48.67	68.30	-19.63	Peak	
2 *	10620.8789	23.03	14.17	37.20	54.00	-16.80	AVG	

Orthogonal Axis :	X
Test Mode :	UNII-2A/ TX 802.11n(40MHz) 5310MHz

Horizontal

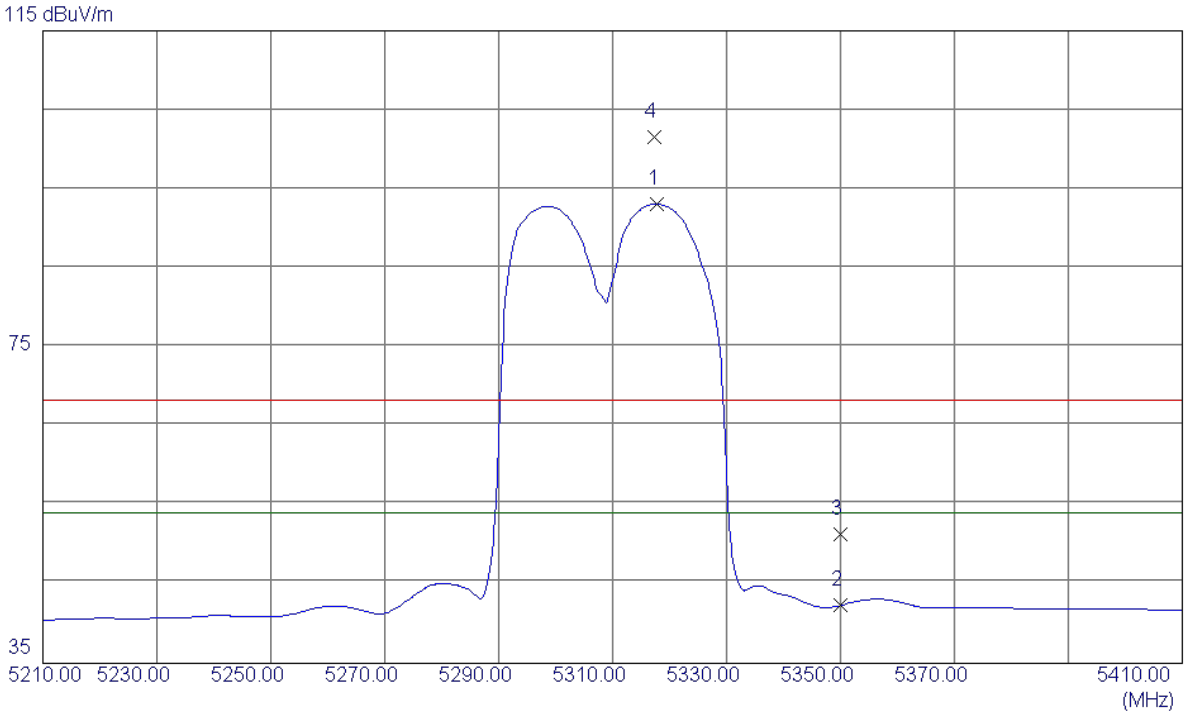

No.	Freq.	Reading Level	Correct Factor	Measure ment	Limit	Margin		
	MHz	dBuV/m	dB	dBuV/m	dBuV/m	dB	Detector	Comment
1 *	5317.8000	52.14	40.96	93.10	54.00	39.10	AVG	No Limit
2	5350.0000	1.26	41.06	42.32	54.00	-11.68	AVG	
3	5350.0000	10.24	41.06	51.30	68.30	-17.00	Peak	
4	5317.3640	60.61	40.96	101.57	68.30	33.27	Peak	No Limit

Orthogonal Axis :	X
Test Mode :	UNII-2A/ TX 802.11n(40MHz) 5310MHz

Horizontal

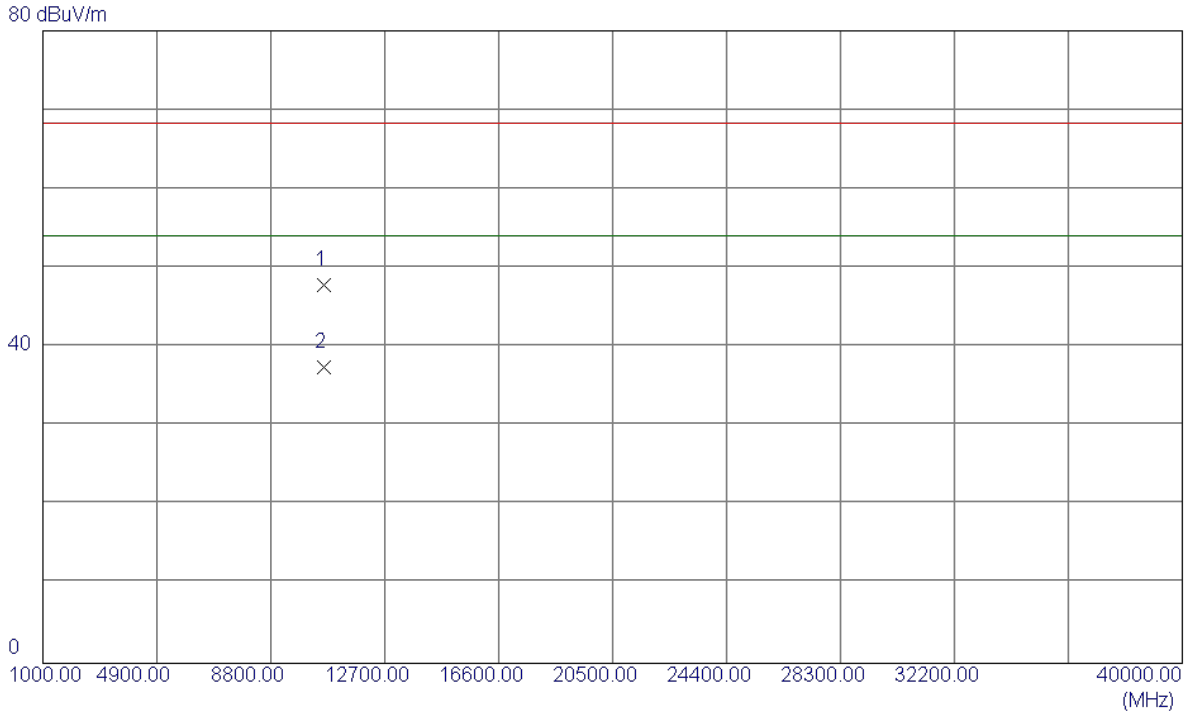

No.	Freq.	Reading Level	Correct Factor	Measure ment	Limit	Margin		
	MHz	dBuV/m	dB	dBuV/m	dBuV/m	dB	Detector	Comment
1	10621.3670	33.67	14.17	47.84	68.30	-20.46	Peak	
2 *	10621.6310	23.32	14.17	37.49	54.00	-16.51	AVG	

Orthogonal Axis :	X
Test Mode :	UNII-2C/ TX 802.11a Mode 5500MHz

Vertical

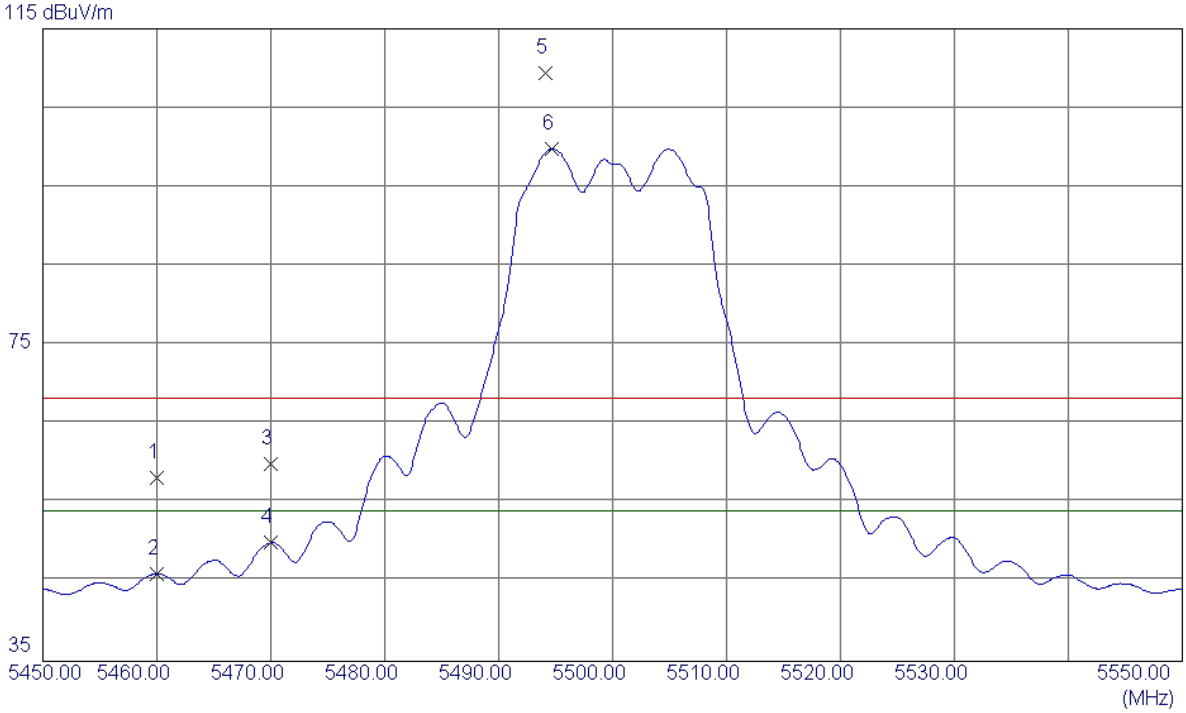

No.	Freq.	Reading Level	Correct Factor	Measure ment	Limit	Margin		
	MHz	dBuV/m	dB	dBuV/m	dBuV/m	dB	Detector	Comment
1	5460.0000	16.76	41.43	58.19	68.30	-10.11	Peak	
2	5460.0000	4.66	41.43	46.09	54.00	-7.91	AVG	
3	5470.0000	18.48	41.46	59.94	68.30	-8.36	Peak	
4	5470.0000	8.53	41.46	49.99	54.00	-4.01	AVG	
5	5494.1000	67.82	41.54	109.36	68.30	41.06	Peak	No Limit
6 *	5494.7000	58.24	41.54	99.78	54.00	45.78	AVG	No Limit

Orthogonal Axis :	X
Test Mode :	UNII-2C/ TX 802.11a Mode 5500MHz

Vertical

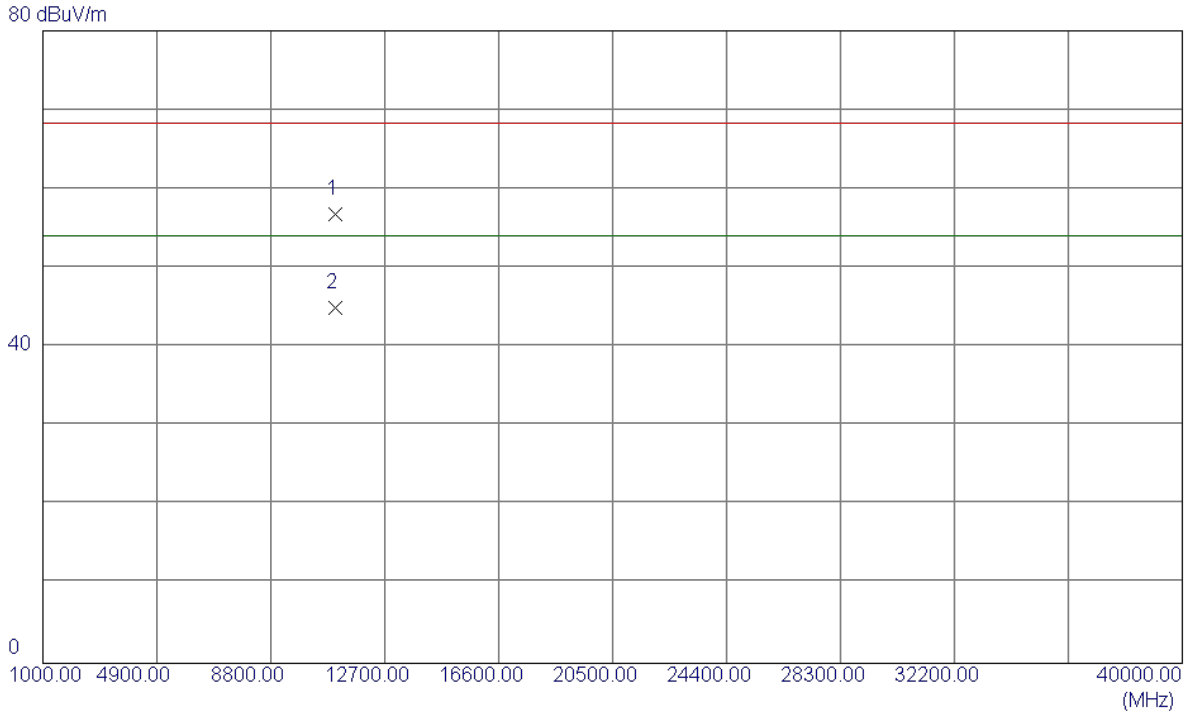

No.	Freq.	Reading Level	Correct Factor	Measure ment	Limit	Margin		
	MHz	dBuV/m	dB	dBuV/m	dBuV/m	dB	Detector	Comment
1	11000.5670	41.12	15.75	56.87	68.30	-11.43	Peak	
2 *	11000.0340	29.27	15.75	45.02	54.00	-8.98	AVG	

Orthogonal Axis :	X
Test Mode :	UNII-2C/ TX 802.11a Mode 5500MHz

Horizontal

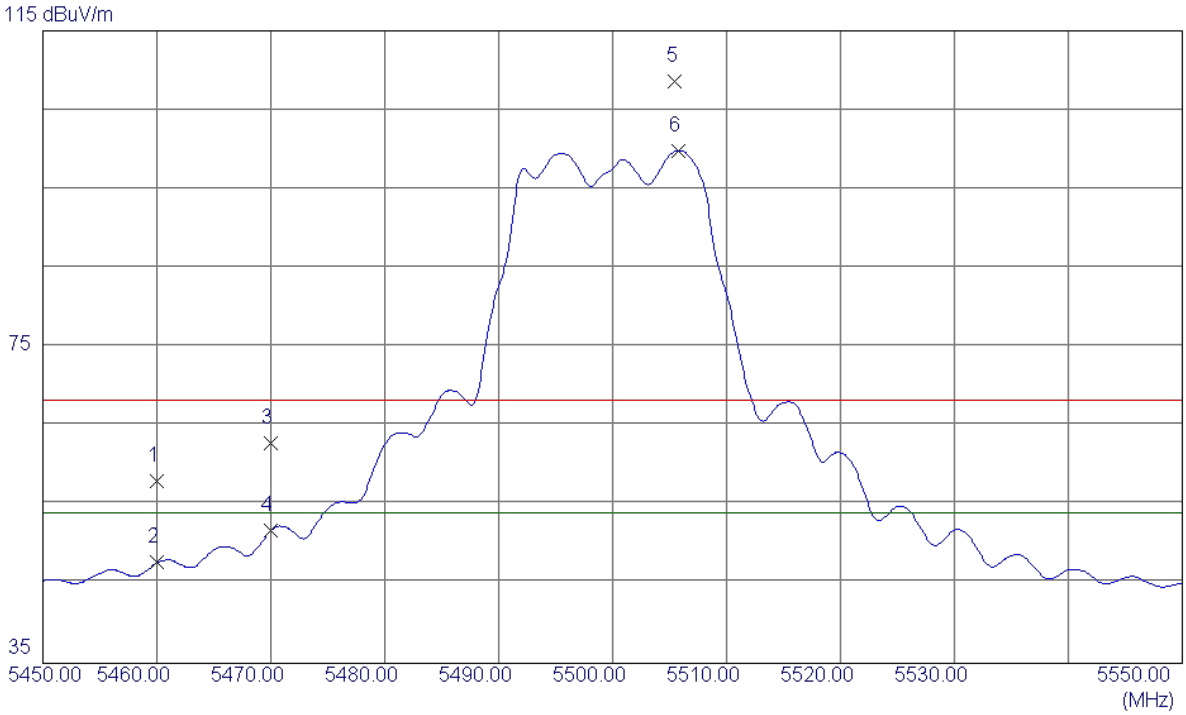

No.	Freq.	Reading Level	Correct Factor	Measure ment	Limit	Margin		
	MHz	dBuV/m	dB	dBuV/m	dBuV/m	dB	Detector	Comment
1	5460.0000	16.64	41.43	58.07	68.30	-10.23	Peak	
2	5460.0000	6.30	41.43	47.73	54.00	-6.27	AVG	
3	5470.0000	21.42	41.46	62.88	68.30	-5.42	Peak	
4	5470.0000	10.30	41.46	51.76	54.00	-2.24	AVG	
5	5505.5000	66.97	41.58	108.55	68.30	40.25	Peak	No Limit
6 *	5505.8000	58.29	41.58	99.87	54.00	45.87	AVG	No Limit

Orthogonal Axis :	X
Test Mode :	UNII-2C/ TX 802.11a Mode 5500MHz

Horizontal

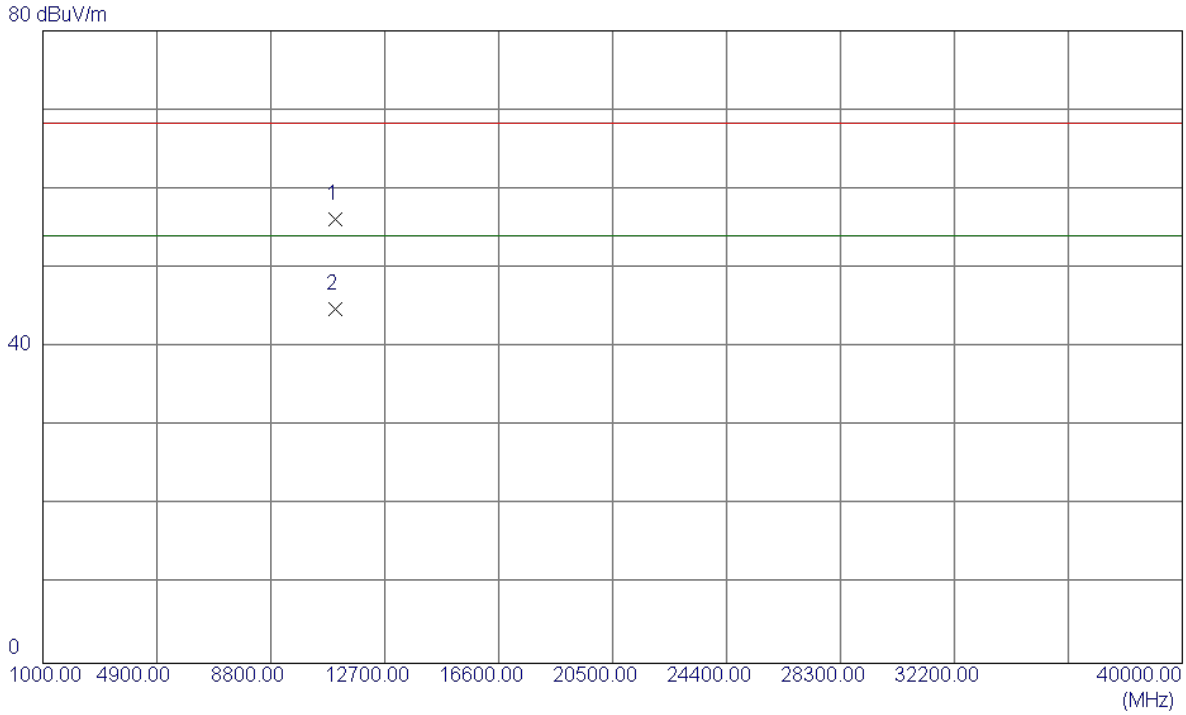

No.	Freq.	Reading Level	Correct Factor	Measure ment	Limit	Margin		
	MHz	dBuV/m	dB	dBuV/m	dBuV/m	dB	Detector	Comment
1	11000.5570	40.35	15.75	56.10	68.30	-12.20	Peak	
2 *	11000.6740	29.11	15.75	44.86	54.00	-9.14	AVG	

Orthogonal Axis :	X
Test Mode :	UNII-2C/ TX 802.11a Mode 5580MHz

Vertical

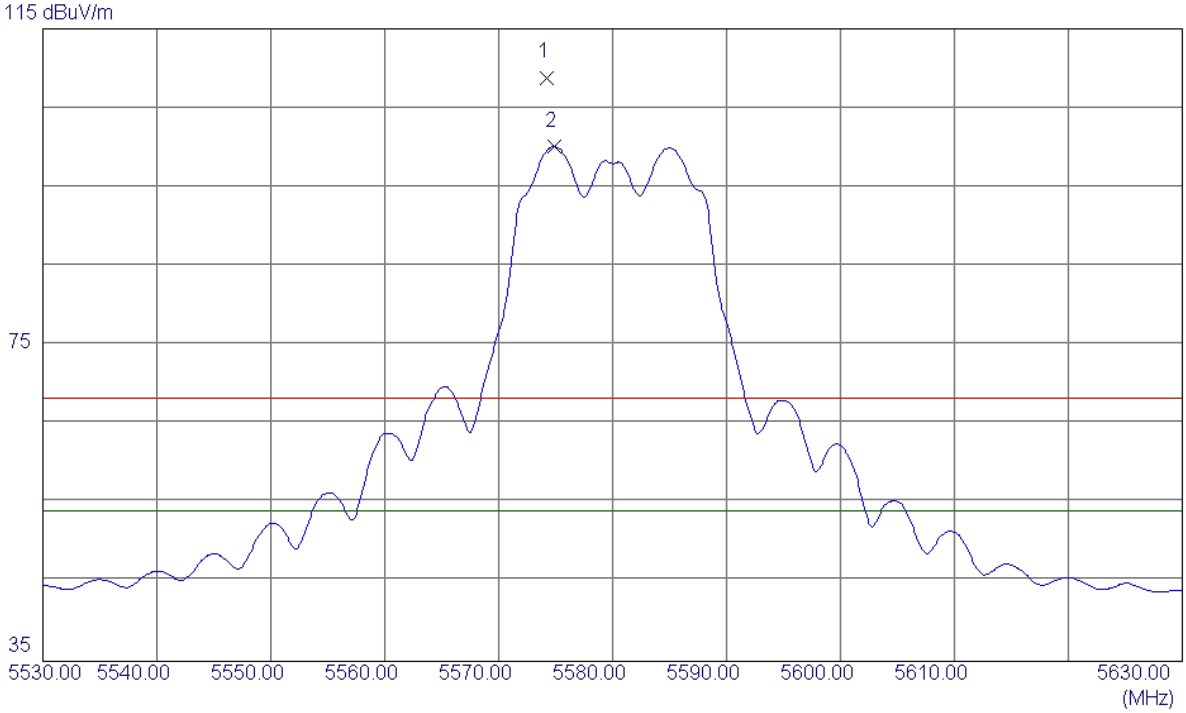

No.	Freq.	Reading Level	Correct Factor	Measure ment	Limit	Margin		
	MHz	dBuV/m	dB	dBuV/m	dBuV/m	dB	Detector	Comment
1	5574.2000	67.06	41.78	108.84	68.30	40.54	Peak	No Limit
2 *	5574.9000	58.31	41.79	100.10	54.00	46.10	AVG	No Limit

Orthogonal Axis :	X
Test Mode :	UNII-2C/ TX 802.11a Mode 5580MHz

Vertical

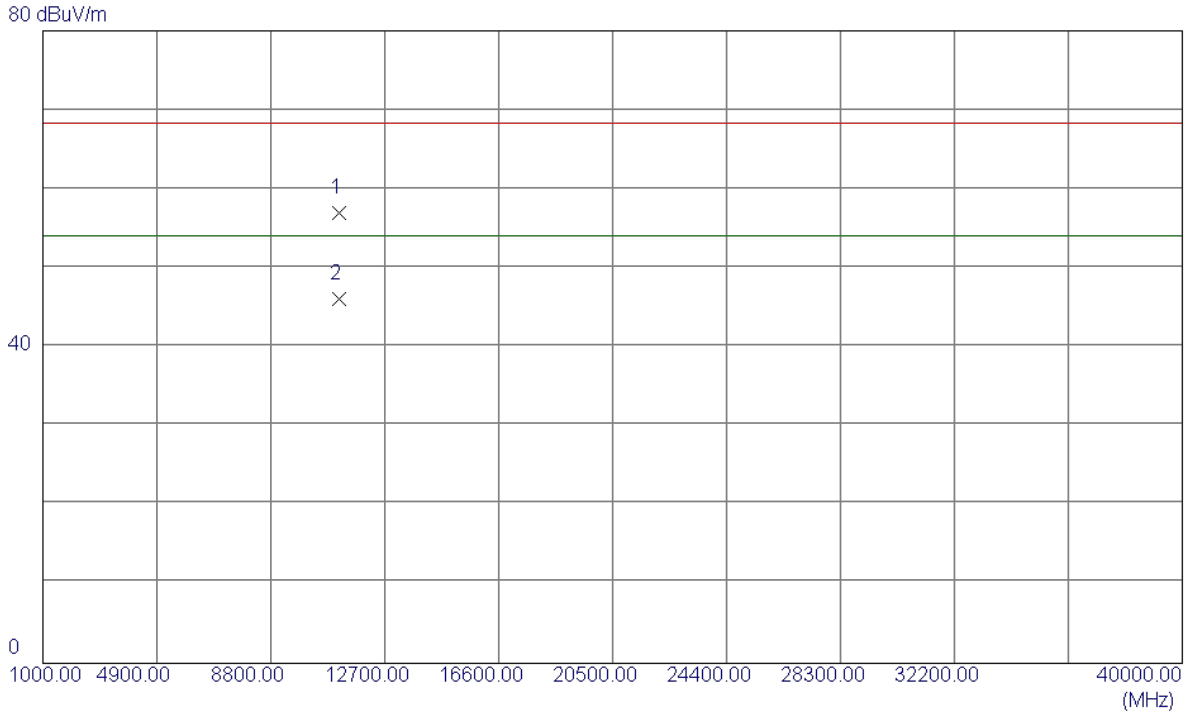

No.	Freq.	Reading Level	Correct Factor	Measure ment	Limit	Margin		
	MHz	dBuV/m	dB	dBuV/m	dBuV/m	dB	Detector	Comment
1	11160.6740	40.77	16.13	56.90	68.30	-11.40	Peak	
2 *	11160.3339	29.89	16.13	46.02	54.00	-7.98	AVG	

Orthogonal Axis :	X
Test Mode :	UNII-2C/ TX 802.11a Mode 5580MHz

Horizontal

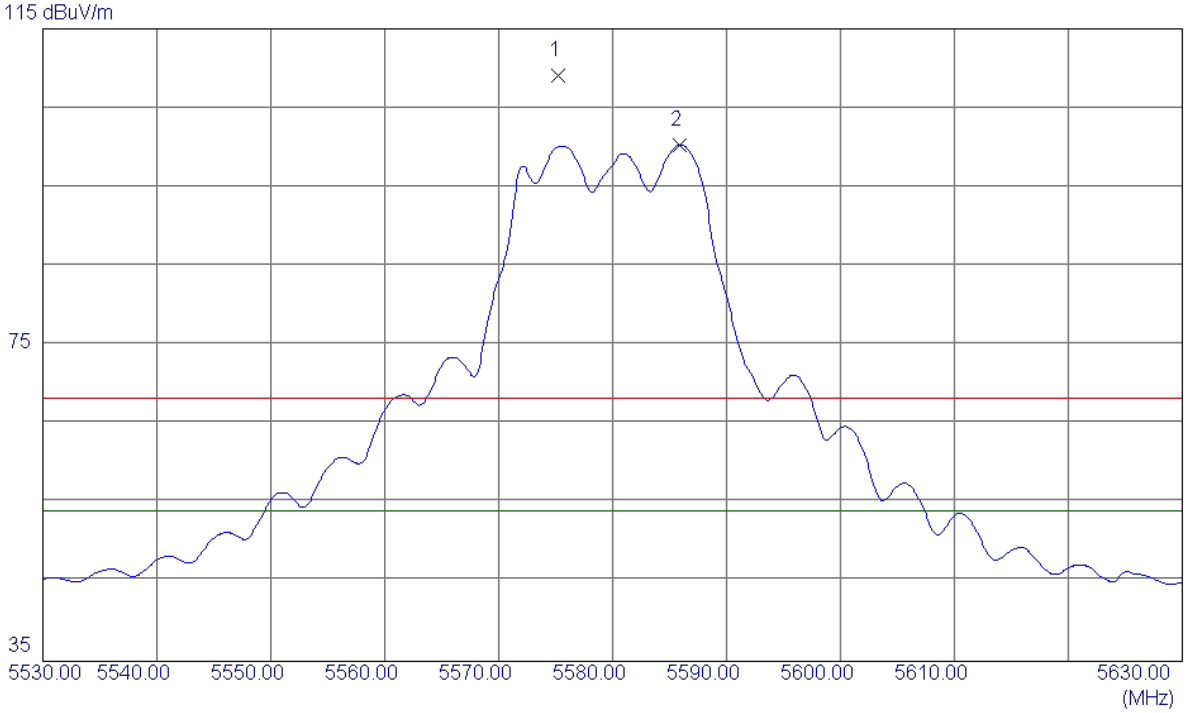

No.	Freq.	Reading Level	Correct Factor	Measure ment	Limit	Margin		
	MHz	dBuV/m	dB	dBuV/m	dBuV/m	dB	Detector	Comment
1	5575.2000	67.24	41.79	109.03	68.30	40.73	Peak	No Limit
2 *	5585.9000	58.45	41.82	100.27	54.00	46.27	AVG	No Limit

Orthogonal Axis :	X
Test Mode :	UNII-2C/ TX 802.11a Mode 5580MHz

Horizontal

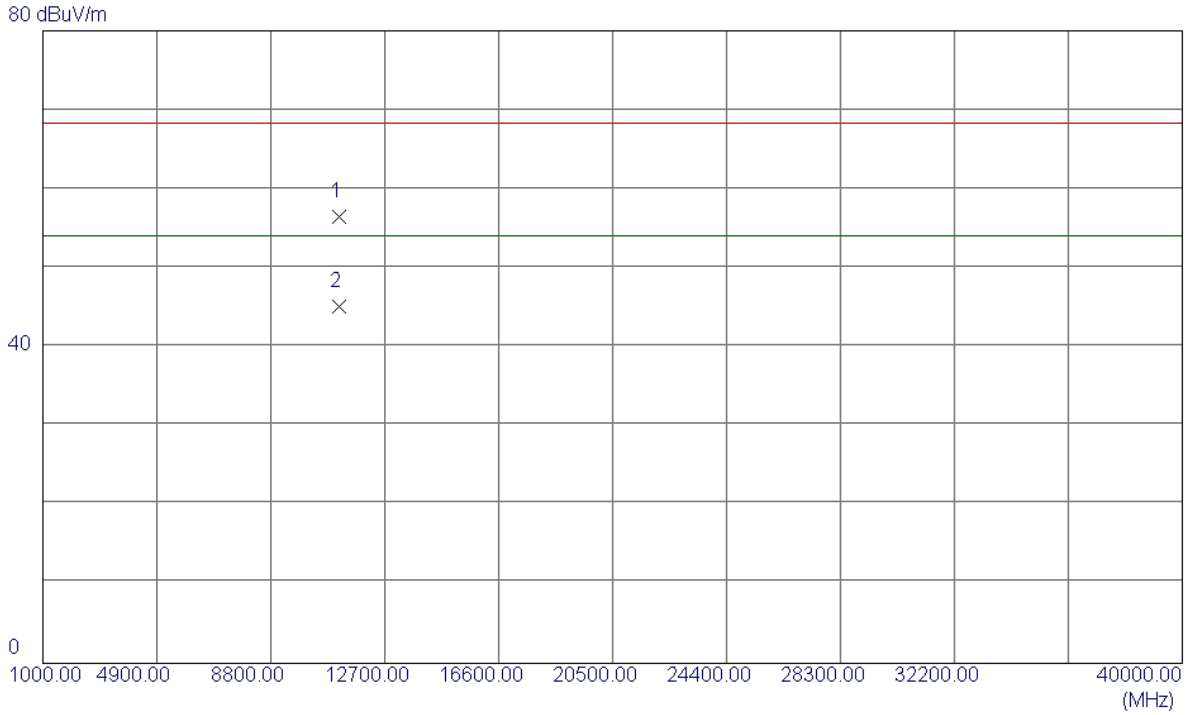

No.	Freq.	Reading Level	Correct Factor	Measure ment	Limit	Margin		
	MHz	dBuV/m	dB	dBuV/m	dBuV/m	dB	Detector	Comment
1	11160.2730	40.31	16.13	56.44	68.30	-11.86	Peak	
2 *	11160.3010	29.02	16.13	45.15	54.00	-8.85	AVG	

Orthogonal Axis :	X
Test Mode :	UNII-2C/ TX 802.11a Mode 5700MHz

Vertical

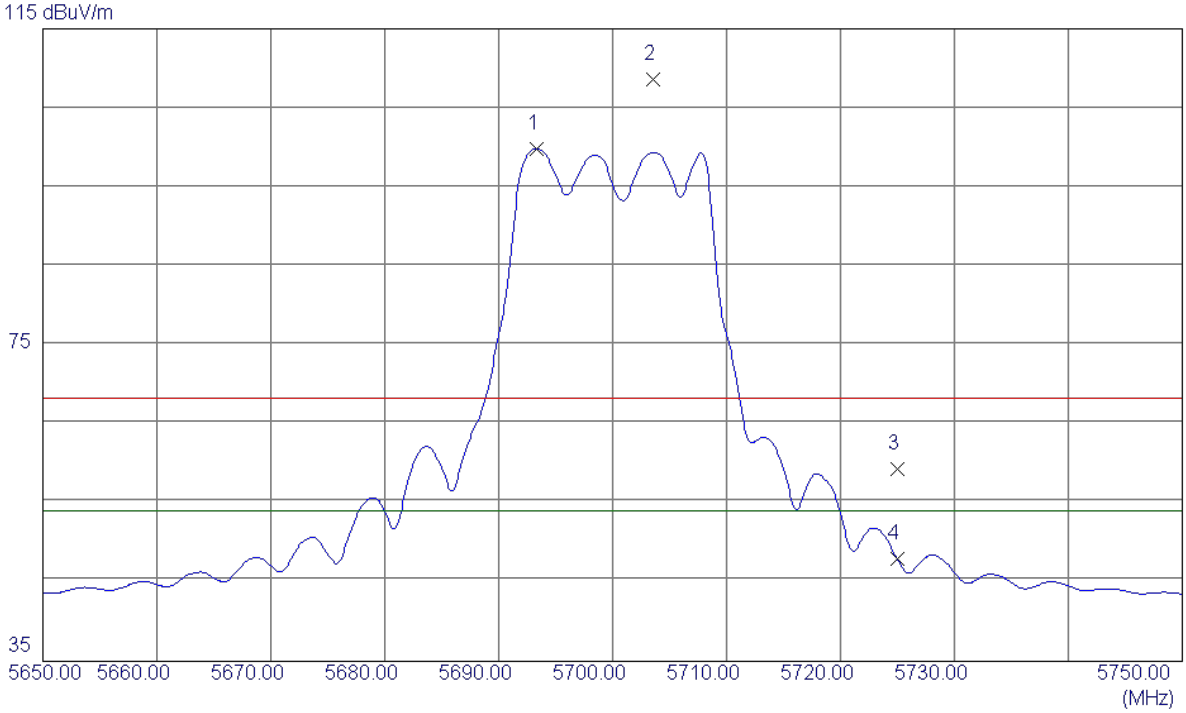

No.	Freq.	Reading Level	Correct Factor	Measure ment	Limit	Margin		
	MHz	dBuV/m	dB	dBuV/m	dBuV/m	dB	Detector	Comment
1 *	5693.3000	57.68	42.14	99.82	54.00	45.82	AVG	No Limit
2	5703.6000	66.40	42.17	108.57	68.30	40.27	Peak	No Limit
3	5725.0000	17.01	42.24	59.25	68.30	-9.05	Peak	
4	5725.0000	5.71	42.24	47.95	54.00	-6.05	AVG	

Orthogonal Axis :	X
Test Mode :	UNII-2C/ TX 802.11a Mode 5700MHz

Vertical

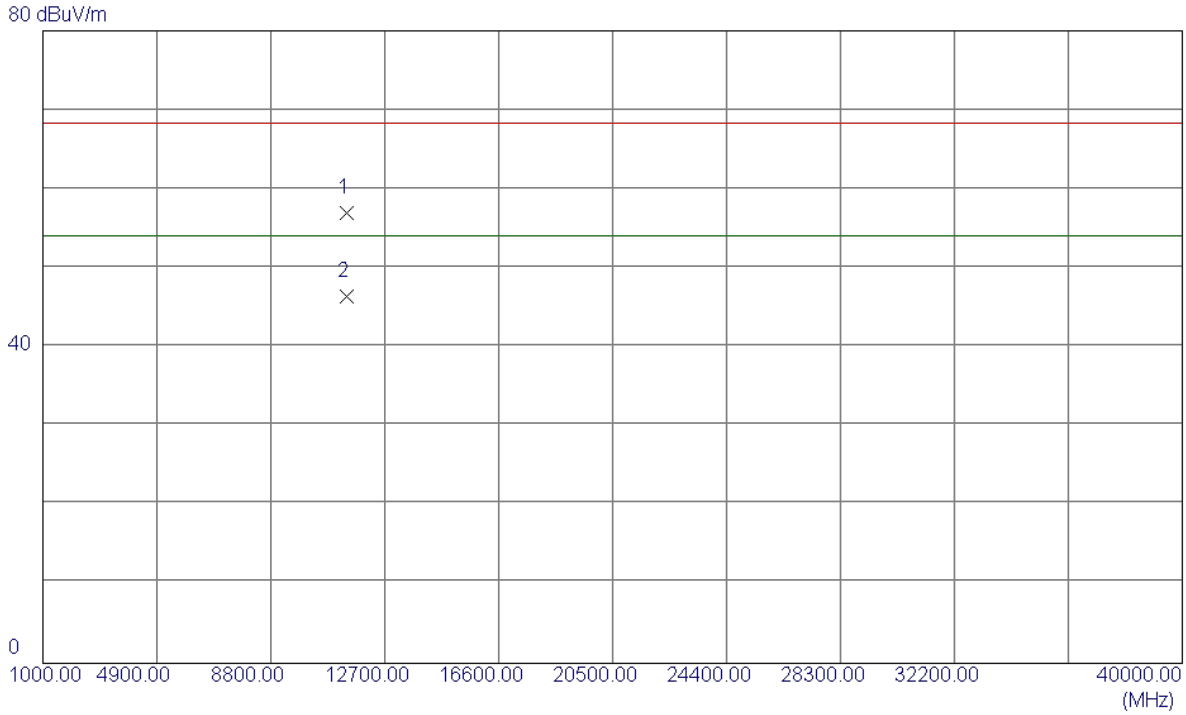

No.	Freq.	Reading Level	Correct Factor	Measure ment	Limit	Margin		
	MHz	dBuV/m	dB	dBuV/m	dBuV/m	dB	Detector	Comment
1	11400.2600	40.22	16.70	56.92	68.30	-11.38	Peak	
2 *	11400.2890	29.63	16.70	46.33	54.00	-7.67	AVG	

Orthogonal Axis :	X
Test Mode :	UNII-2C/ TX 802.11a Mode 5700MHz

Horizontal

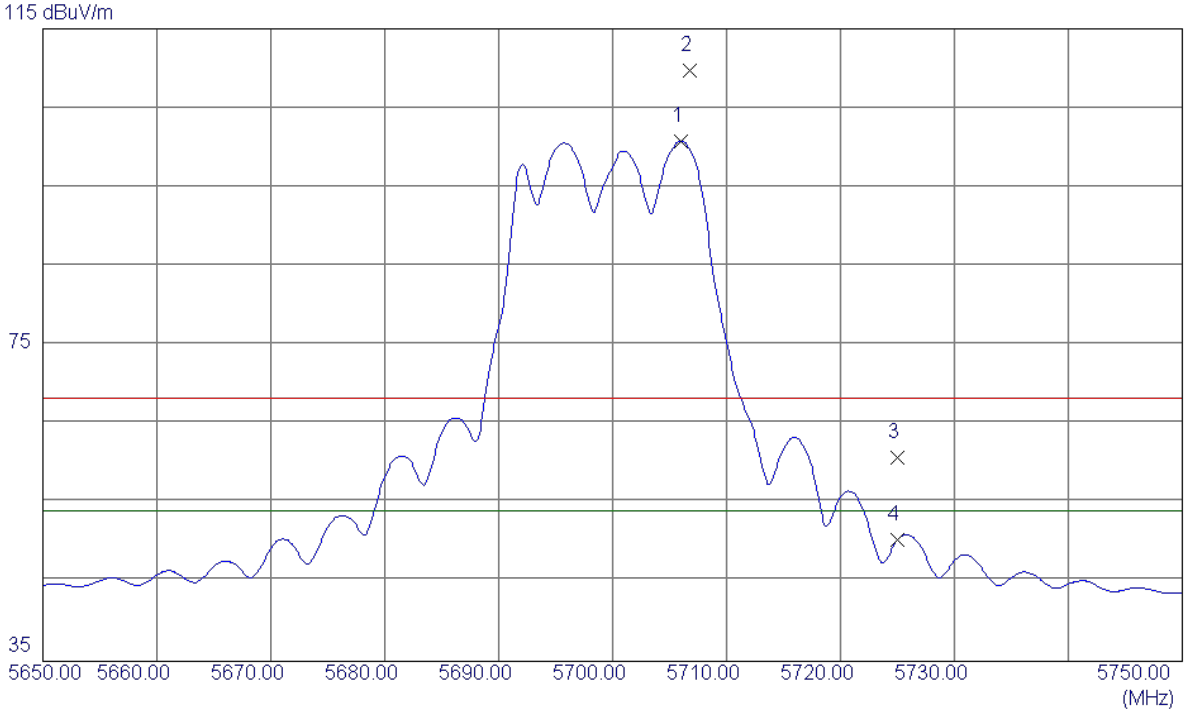

No.	Freq.	Reading Level	Correct Factor	Measure ment	Limit	Margin		
	MHz	dBuV/m	dB	dBuV/m	dBuV/m	dB	Detector	Comment
1 *	5706.0000	58.56	42.18	100.74	54.00	46.74	AVG	No Limit
2	5706.8000	67.52	42.18	109.70	68.30	41.40	Peak	No Limit
3	5725.0000	18.56	42.24	60.80	68.30	-7.50	Peak	
4	5725.0000	8.15	42.24	50.39	54.00	-3.61	AVG	

Orthogonal Axis :	X
Test Mode :	UNII-2C/ TX 802.11a Mode 5700MHz

Horizontal

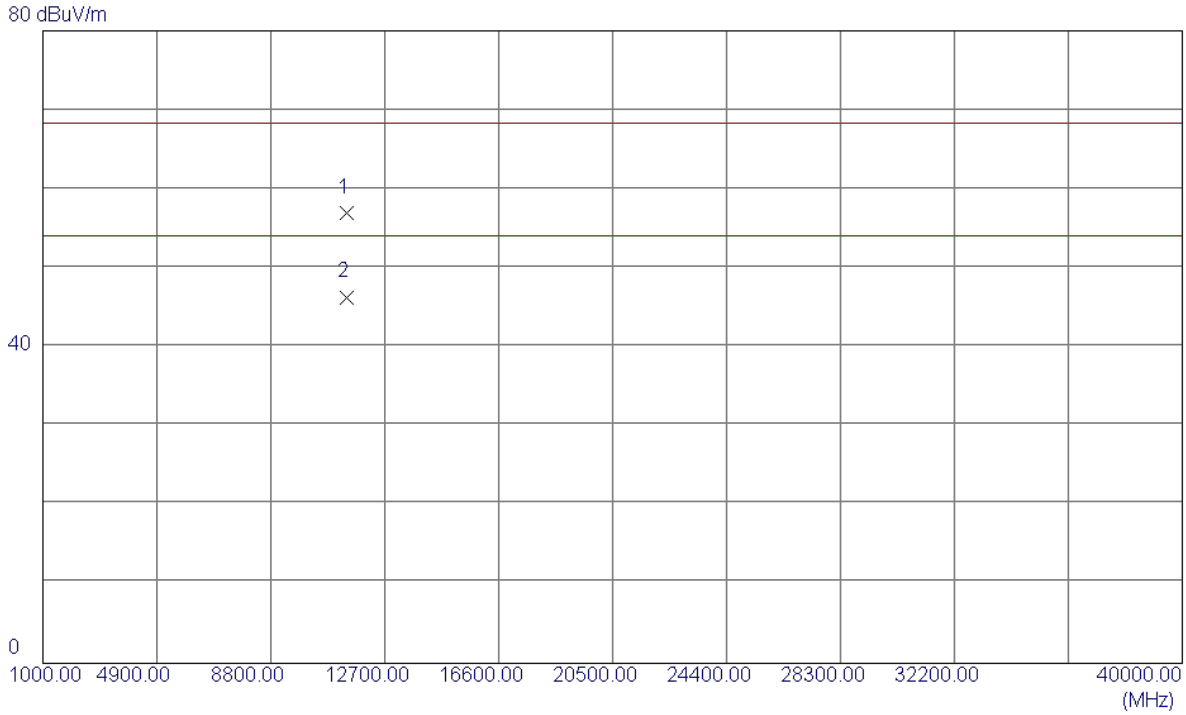

No.	Freq.	Reading Level	Correct Factor	Measure ment	Limit	Margin		
	MHz	dBuV/m	dB	dBuV/m	dBuV/m	dB	Detector	Comment
1	11400.3540	40.23	16.70	56.93	68.30	-11.37	Peak	
2 *	11400.3360	29.62	16.70	46.32	54.00	-7.68	AVG	

Orthogonal Axis :	X
Test Mode :	UNII-2C/ TX 802.11n(20MHz) Mode 5500MHz

Vertical

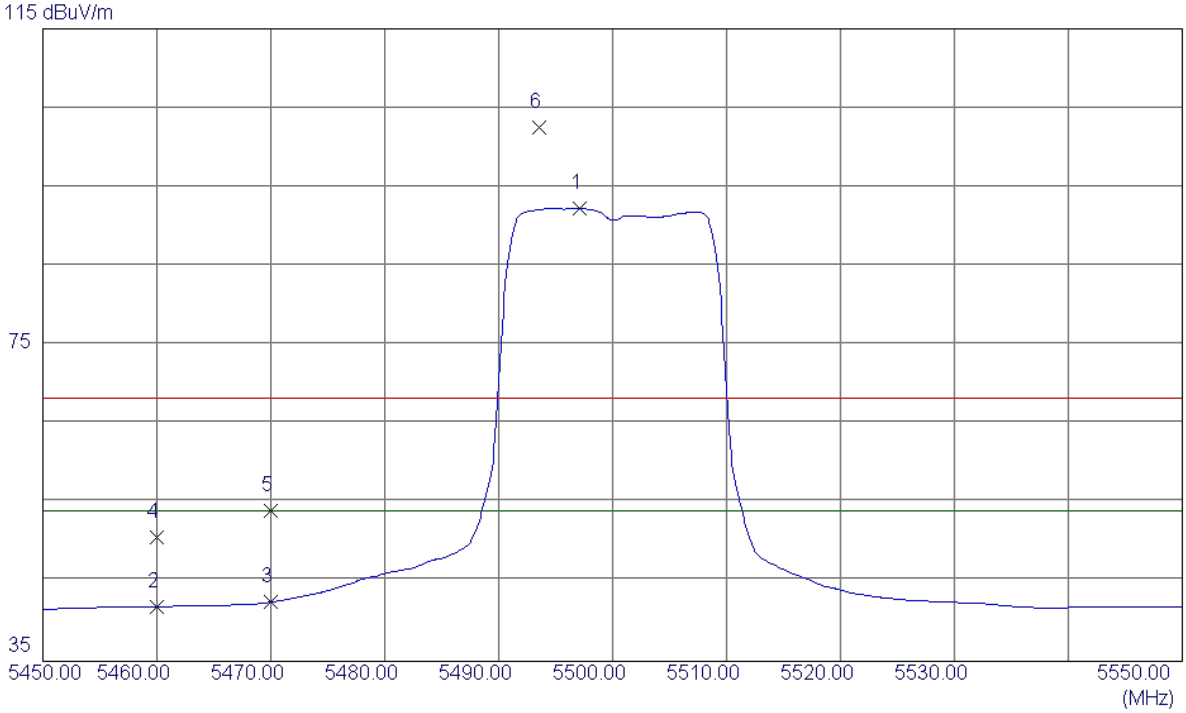

No.	Freq.	Reading Level	Correct Factor	Measure ment	Limit	Margin		
	MHz	dBuV/m	dB	dBuV/m	dBuV/m	dB	Detector	Comment
1 *	5497.1000	50.75	41.55	92.30	54.00	38.30	AVG	No Limit
2	5460.0000	0.45	41.43	41.88	54.00	-12.12	AVG	
3	5470.0000	1.02	41.46	42.48	54.00	-11.52	AVG	
4	5460.0000	9.21	41.43	50.64	68.30	-17.66	Peak	
5	5470.0000	12.62	41.46	54.08	68.30	-14.22	Peak	
6	5493.6000	61.06	41.54	102.60	68.30	34.30	Peak	No Limit

Orthogonal Axis :	X
Test Mode :	UNII-2C/ TX 802.11n(20MHz) Mode 5500MHz

Vertical

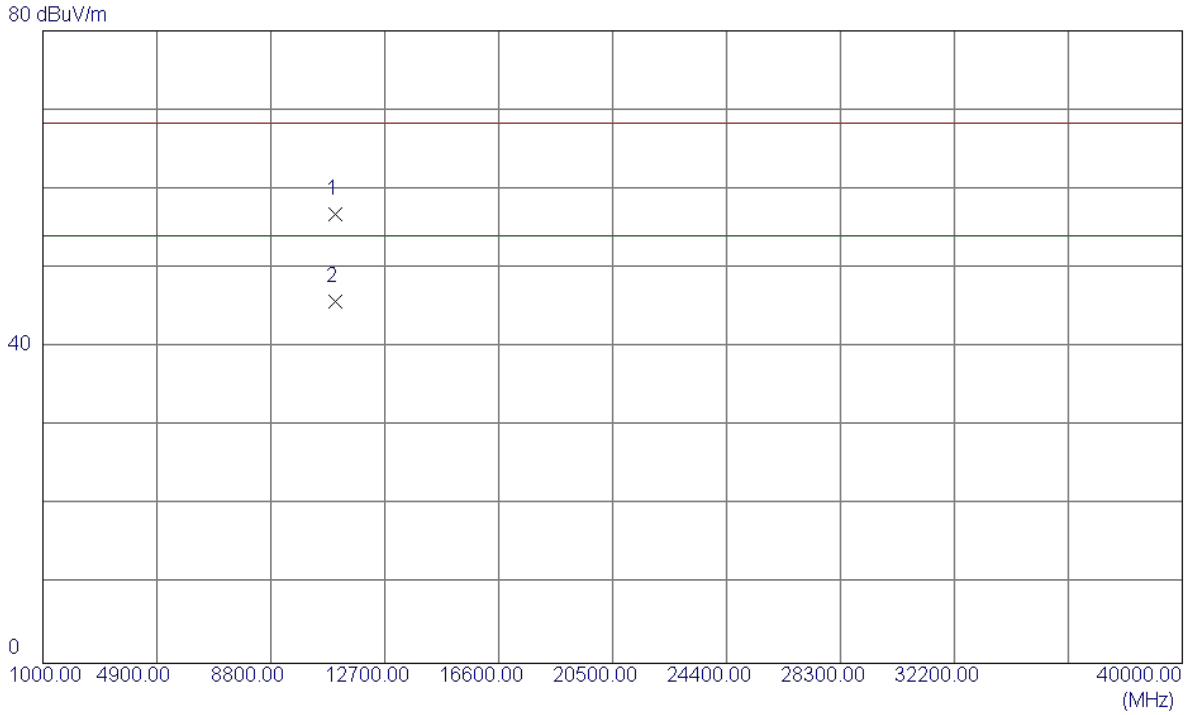

No.	Freq.	Reading Level	Correct Factor	Measure ment	Limit	Margin		
	MHz	dBuV/m	dB	dBuV/m	dBuV/m	dB	Detector	Comment
1	11000.1870	41.02	15.75	56.77	68.30	-11.53	Peak	
2 *	11000.3570	30.01	15.75	45.76	54.00	-8.24	AVG	

Orthogonal Axis :	X
Test Mode :	UNII-2C/ TX 802.11n(20MHz) Mode 5500MHz

Horizontal

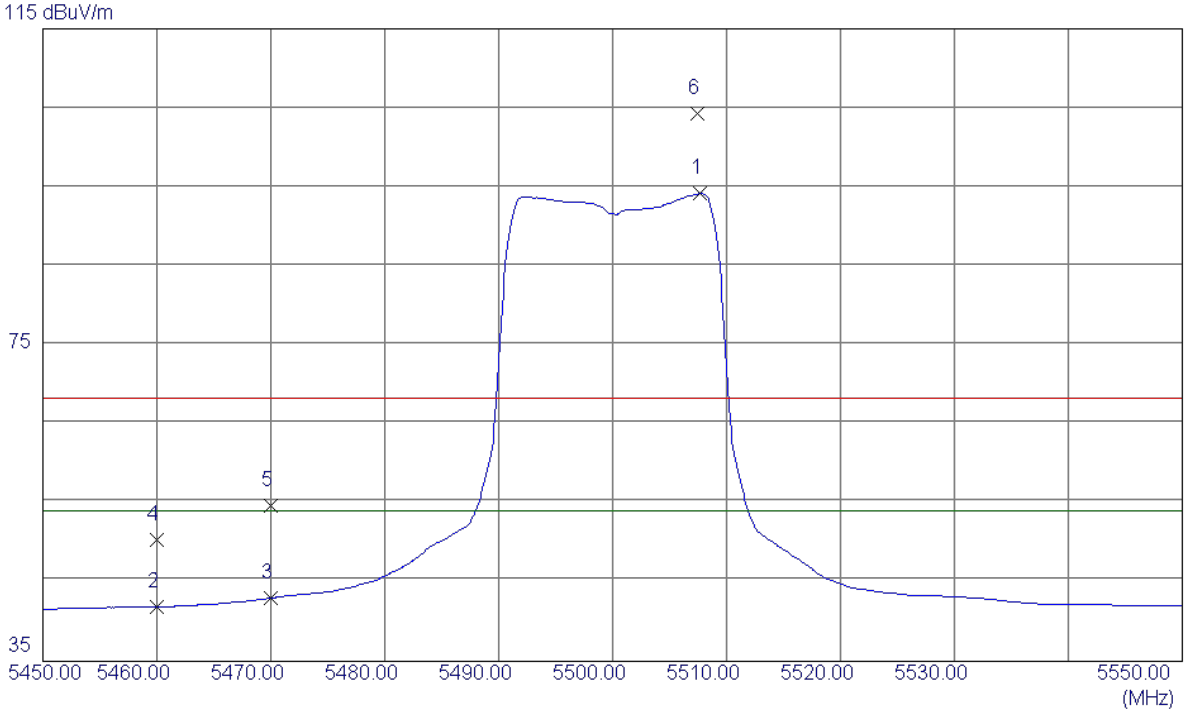

No.	Freq.	Reading Level	Correct Factor	Measure ment	Limit	Margin		
	MHz	dBuV/m	dB	dBuV/m	dBuV/m	dB	Detector	Comment
1 *	5507.7000	52.58	41.58	94.16	54.00	40.16	AVG	No Limit
2	5460.0000	0.43	41.43	41.86	54.00	-12.14	AVG	
3	5470.0000	1.52	41.46	42.98	54.00	-11.02	AVG	
4	5460.0000	8.87	41.43	50.30	68.30	-18.00	Peak	
5	5470.0000	13.18	41.46	54.64	68.30	-13.66	Peak	
6	5507.4000	62.66	41.58	104.24	68.30	35.94	Peak	No Limit

Orthogonal Axis :	X
Test Mode :	UNII-2C/ TX 802.11n(20MHz) Mode 5500MHz

Horizontal

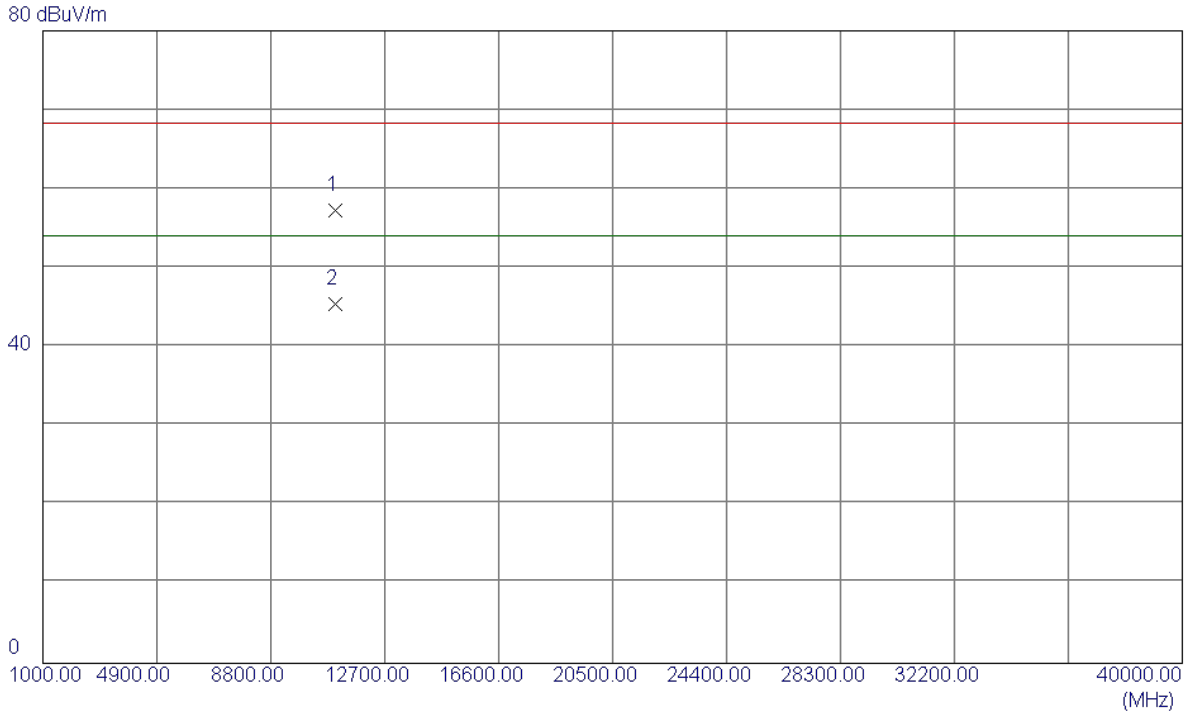

No.	Freq.	Reading Level	Correct Factor	Measure ment	Limit	Margin		
	MHz	dBuV/m	dB	dBuV/m	dBuV/m	dB	Detector	Comment
1	11000.0599	41.56	15.75	57.31	68.30	-10.99	Peak	
2 *	11000.0599	29.66	15.75	45.41	54.00	-8.59	AVG	

Orthogonal Axis :	X
Test Mode :	UNII-2C/ TX 802.11n(20MHz) Mode 5580MHz

Vertical

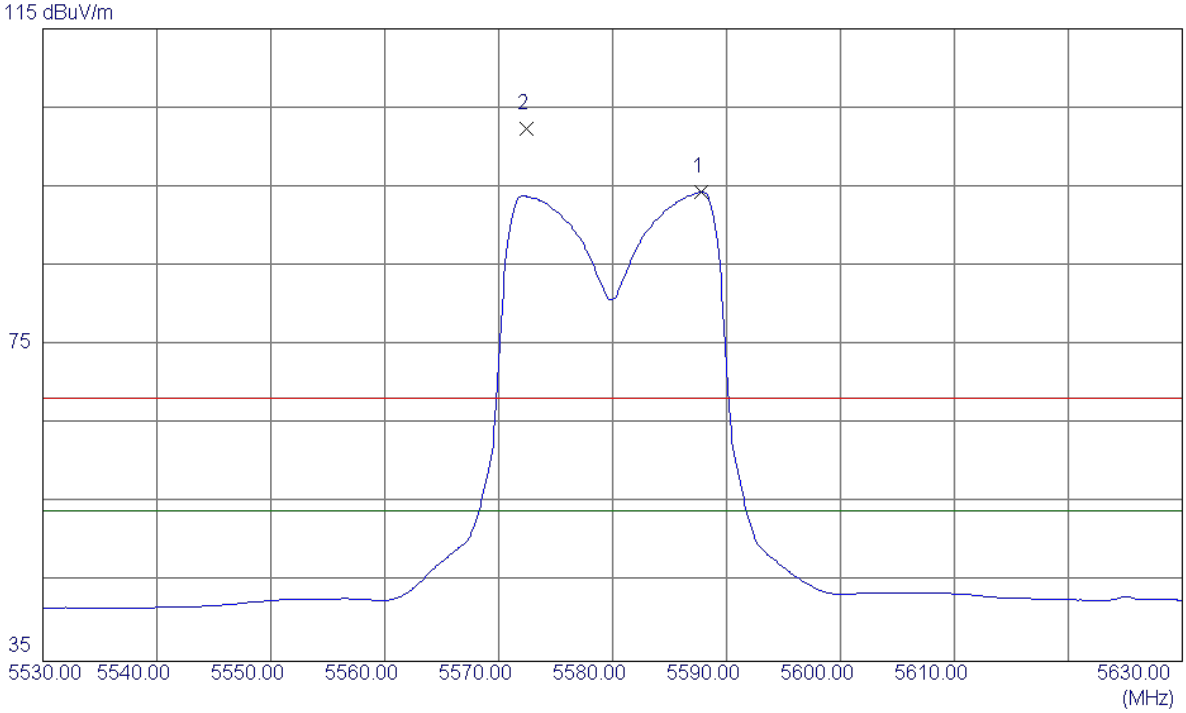

No.	Freq.	Reading Level	Correct Factor	Measure ment	Limit	Margin		
	MHz	dBuV/m	dB	dBuV/m	dBuV/m	dB	Detector	Comment
1 *	5587.8000	52.52	41.83	94.35	54.00	40.35	AVG	No Limit
2	5572.4000	60.56	41.78	102.34	68.30	34.04	Peak	No Limit

Orthogonal Axis :	X
Test Mode :	UNII-2C/ TX 802.11n(20MHz) Mode 5580MHz

Vertical

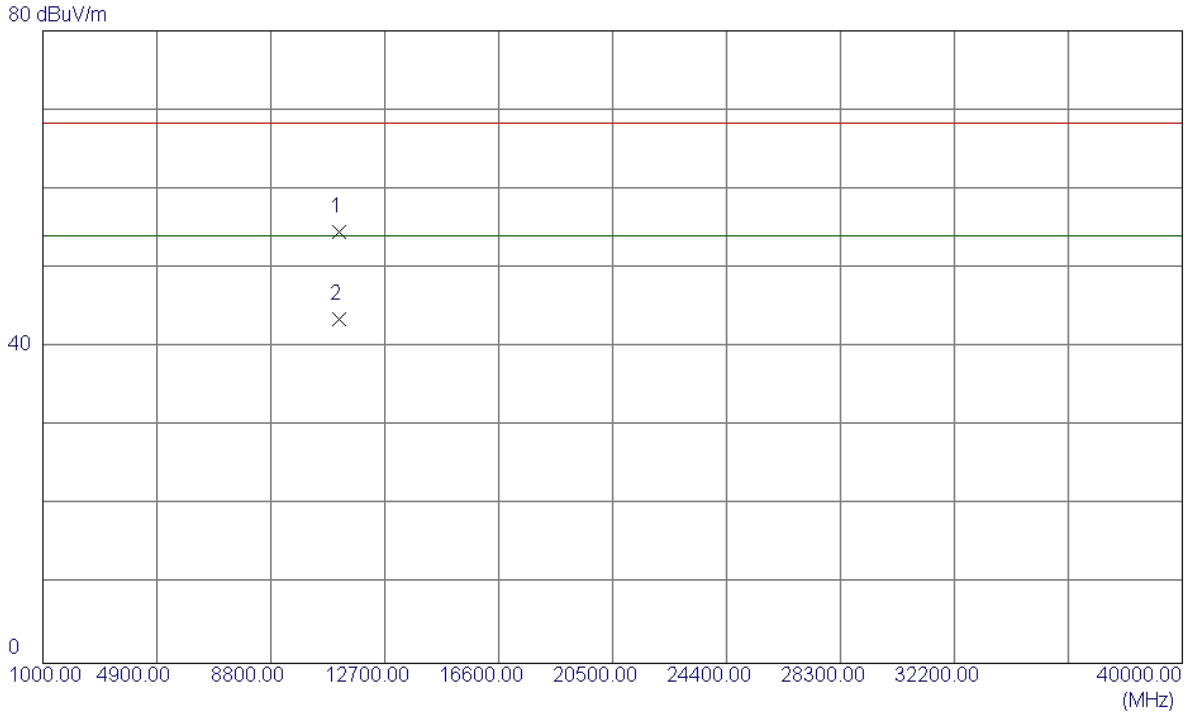

No.	Freq.	Reading Level	Correct Factor	Measure ment	Limit	Margin		
	MHz	dBuV/m	dB	dBuV/m	dBuV/m	dB	Detector	Comment
1	11160.4890	38.37	16.13	54.50	68.30	-13.80	Peak	
2 *	11160.9400	27.38	16.13	43.51	54.00	-10.49	AVG	

Orthogonal Axis :	X
Test Mode :	UNII-2C/ TX 802.11n(20MHz) Mode 5580MHz

Horizontal

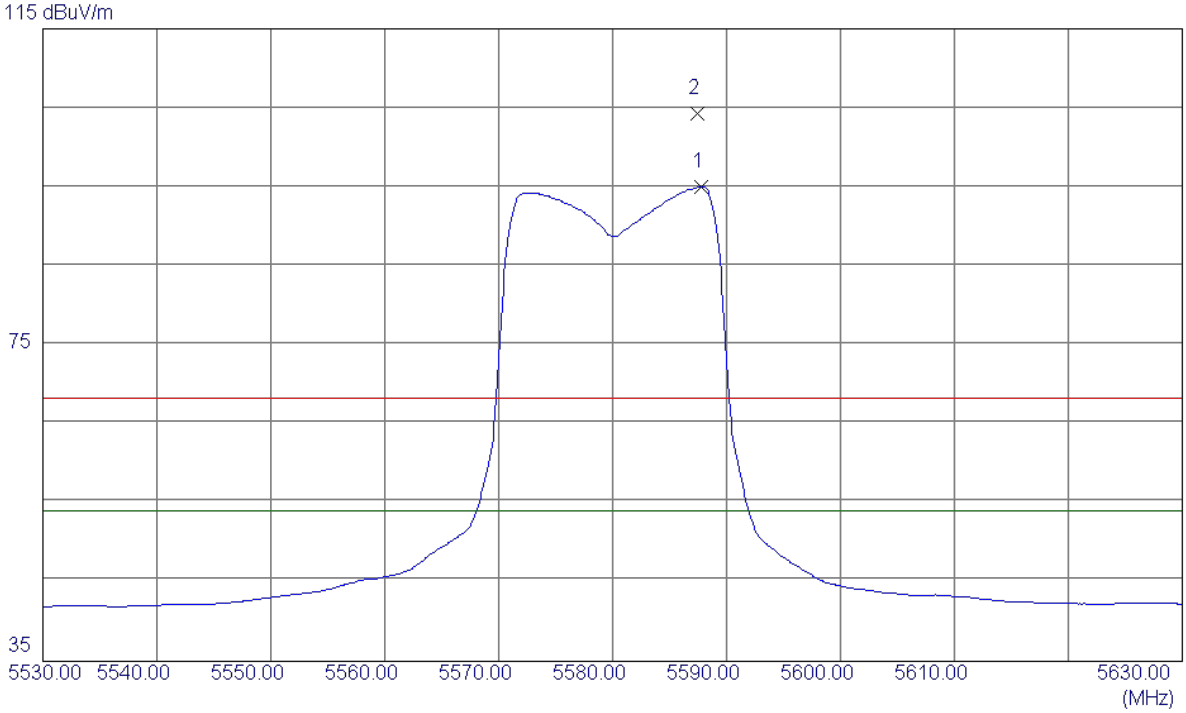

No.	Freq.	Reading Level	Correct Factor	Measure ment	Limit	Margin		
	MHz	dBuV/m	dB	dBuV/m	dBuV/m	dB	Detector	Comment
1 *	5587.8000	53.22	41.83	95.05	54.00	41.05	AVG	No Limit
2	5587.4000	62.44	41.82	104.26	68.30	35.96	Peak	No Limit

Orthogonal Axis :	X
Test Mode :	UNII-2C/ TX 802.11n(20MHz) Mode 5580MHz

Horizontal

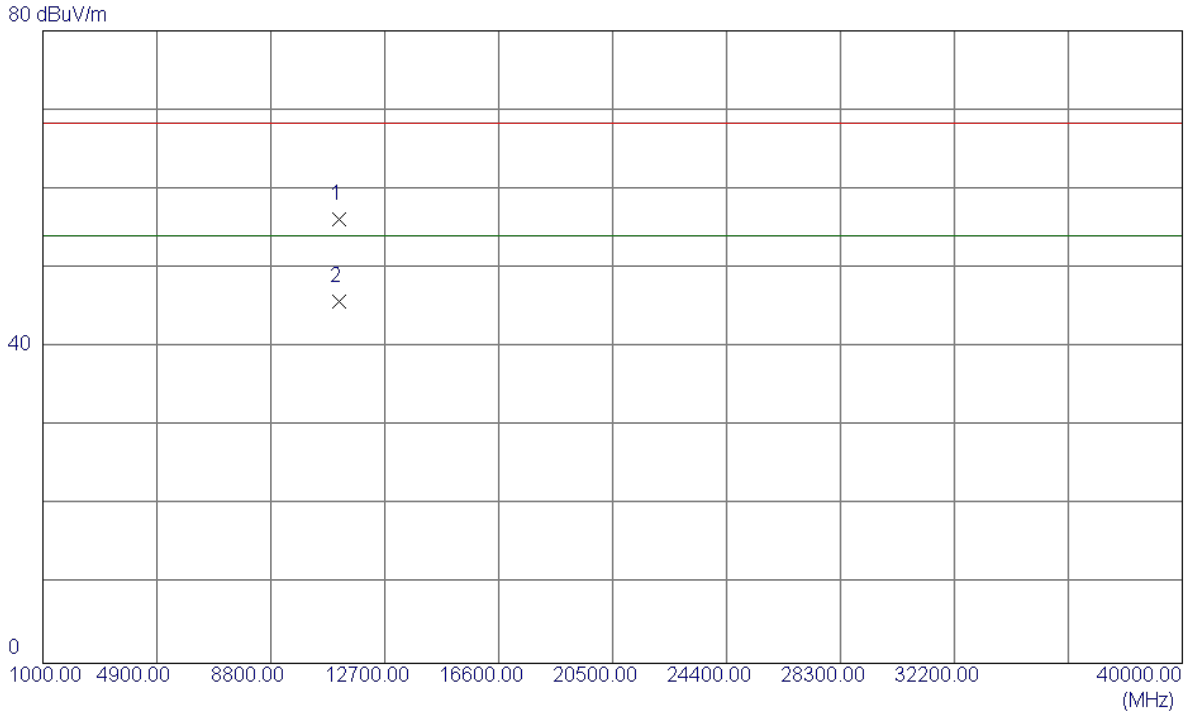

No.	Freq.	Reading Level	Correct Factor	Measure ment	Limit	Margin		
	MHz	dBuV/m	dB	dBuV/m	dBuV/m	dB	Detector	Comment
1	11160.3770	40.06	16.13	56.19	68.30	-12.11	Peak	
2 *	11160.3840	29.67	16.13	45.80	54.00	-8.20	AVG	

Orthogonal Axis :	X
Test Mode :	UNII-2C/ TX 802.11n(20MHz) Mode 5700MHz

Vertical

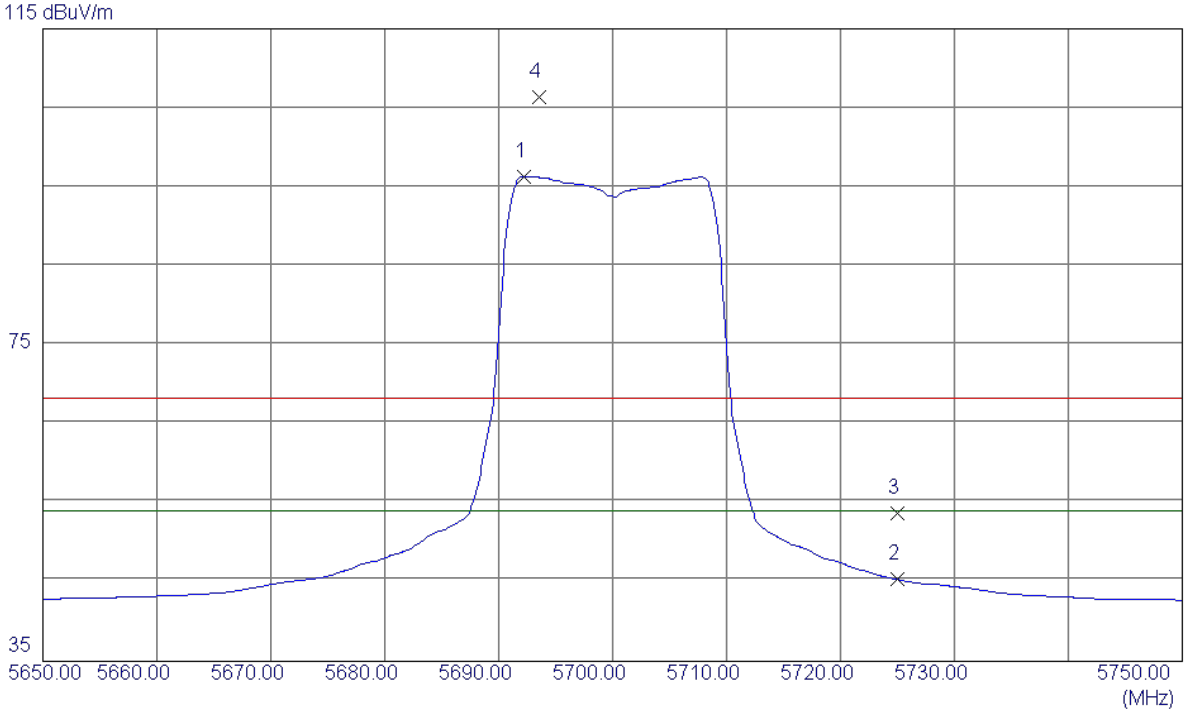

No.	Freq.	Reading Level	Correct Factor	Measure ment	Limit	Margin		
	MHz	dBuV/m	dB	dBuV/m	dBuV/m	dB	Detector	Comment
1 *	5692.2000	54.20	42.14	96.34	54.00	42.34	AVG	No Limit
2	5725.0000	3.11	42.24	45.35	54.00	-8.65	AVG	
3	5725.0000	11.49	42.24	53.73	68.30	-14.57	Peak	
4	5693.6000	64.23	42.14	106.37	68.30	38.07	Peak	No Limit

Orthogonal Axis :	X
Test Mode :	UNII-2C/ TX 802.11n(20MHz) Mode 5700MHz

Vertical

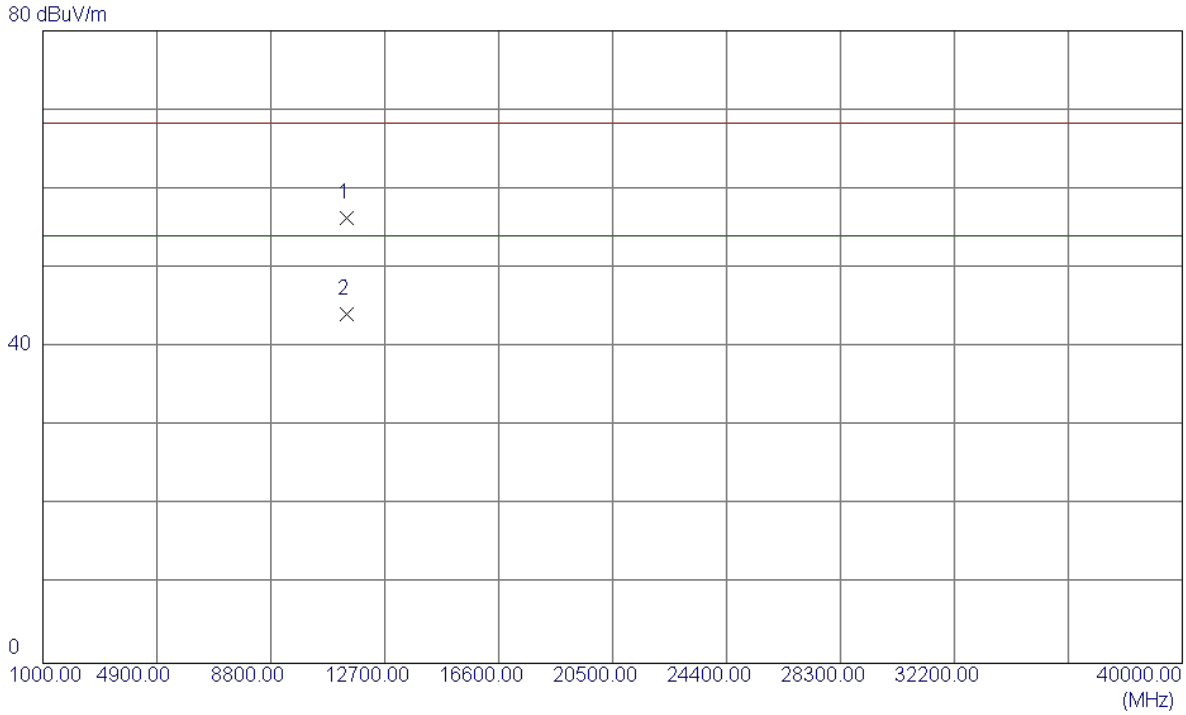

No.	Freq.	Reading Level	Correct Factor	Measure ment	Limit	Margin		
	MHz	dBuV/m	dB	dBuV/m	dBuV/m	dB	Detector	Comment
1	11400.6330	39.67	16.70	56.37	68.30	-11.93	Peak	
2 *	11400.0050	27.50	16.70	44.20	54.00	-9.80	AVG	

Orthogonal Axis :	X
Test Mode :	UNII-2C/ TX 802.11n(20MHz) Mode 5700MHz

Horizontal

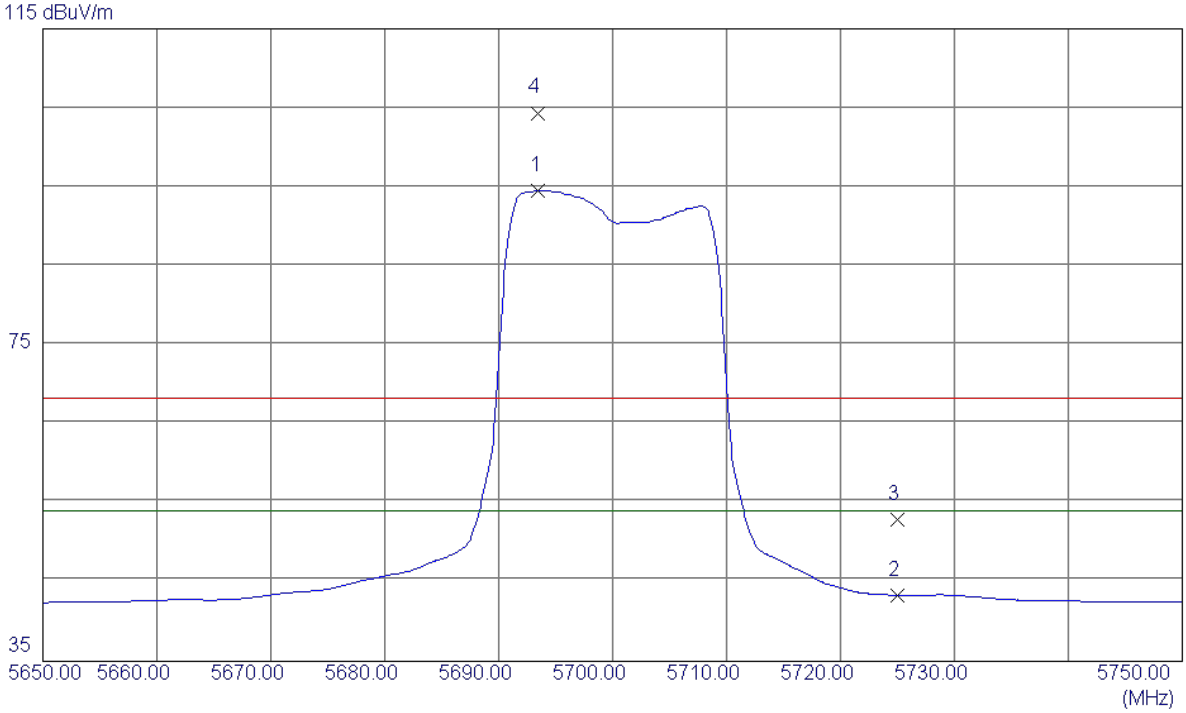

No.	Freq.	Reading Level	Correct Factor	Measure ment	Limit	Margin		
	MHz	dBuV/m	dB	dBuV/m	dBuV/m	dB	Detector	Comment
1 *	5693.5000	52.39	42.14	94.53	54.00	40.53	AVG	No Limit
2	5725.0000	1.12	42.24	43.36	54.00	-10.64	AVG	
3	5725.0000	10.65	42.24	52.89	68.30	-15.41	Peak	
4	5693.4000	62.22	42.14	104.36	68.30	36.06	Peak	No Limit

Orthogonal Axis :	X
Test Mode :	UNII-2C/ TX 802.11n(20MHz) Mode 5700MHz

Horizontal

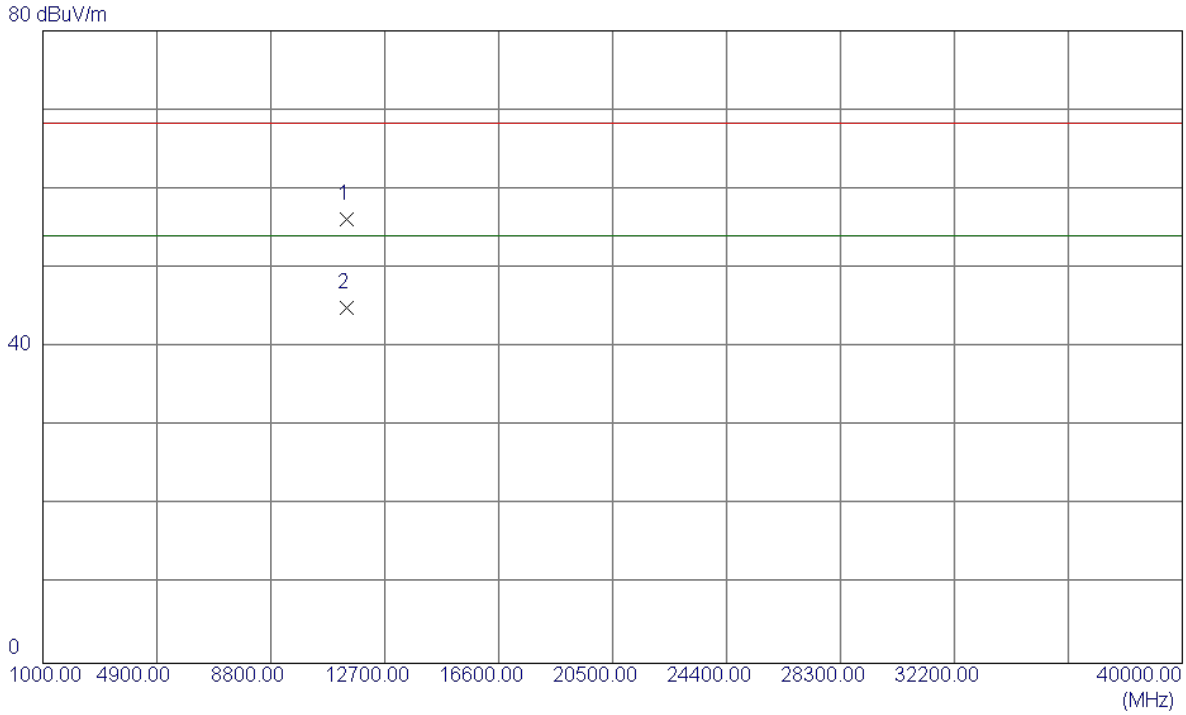

No.	Freq.	Reading Level	Correct Factor	Measure ment	Limit	Margin		
	MHz	dBuV/m	dB	dBuV/m	dBuV/m	dB	Detector	Comment
1	11400.2800	39.43	16.70	56.13	68.30	-12.17	Peak	
2 *	11400.2800	28.21	16.70	44.91	54.00	-9.09	AVG	

Orthogonal Axis :	X
Test Mode :	UNII-2C/ TX 802.11n(40MHz) 5510MHz

Vertical

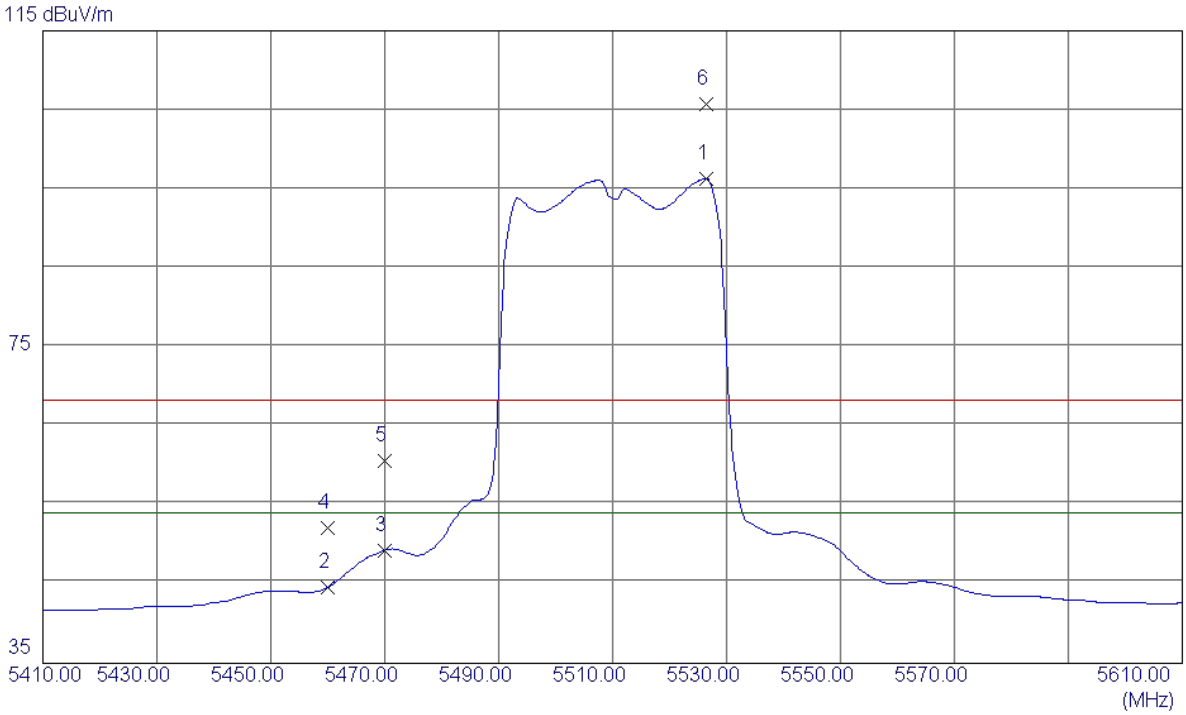

No.	Freq.	Reading Level	Correct Factor	Measure ment	Limit	Margin		
	MHz	dBuV/m	dB	dBuV/m	dBuV/m	dB	Detector	Comment
1 *	5526.4000	54.64	41.64	96.28	54.00	42.28	AVG	No Limit
2	5460.0000	3.17	41.43	44.60	54.00	-9.40	AVG	
3	5470.0000	7.85	41.46	49.31	54.00	-4.69	AVG	
4	5460.0000	10.69	41.43	52.12	68.30	-16.18	Peak	
5	5470.0000	19.19	41.46	60.65	68.30	-7.65	Peak	
6	5526.4000	64.14	41.64	105.78	68.30	37.48	Peak	No Limit

Orthogonal Axis :	X
Test Mode :	UNII-2C/ TX 802.11n(40MHz) 5510MHz

Vertical

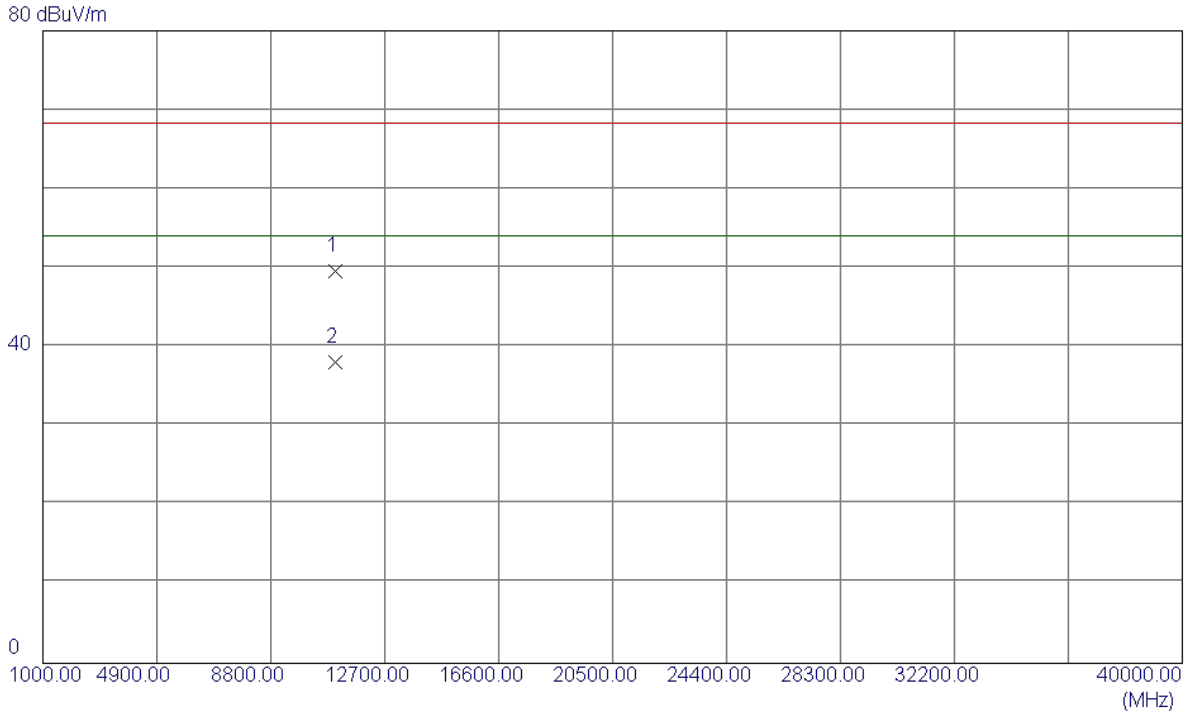

No.	Freq.	Reading Level	Correct Factor	Measure ment	Limit	Margin		
	MHz	dBuV/m	dB	dBuV/m	dBuV/m	dB	Detector	Comment
1	11020.3099	33.74	15.80	49.54	68.30	-18.76	Peak	
2 *	11020.3099	22.23	15.80	38.03	54.00	-15.97	AVG	

Orthogonal Axis :	X
Test Mode :	UNII-2C/ TX 802.11n(40MHz) 5510MHz

Horizontal

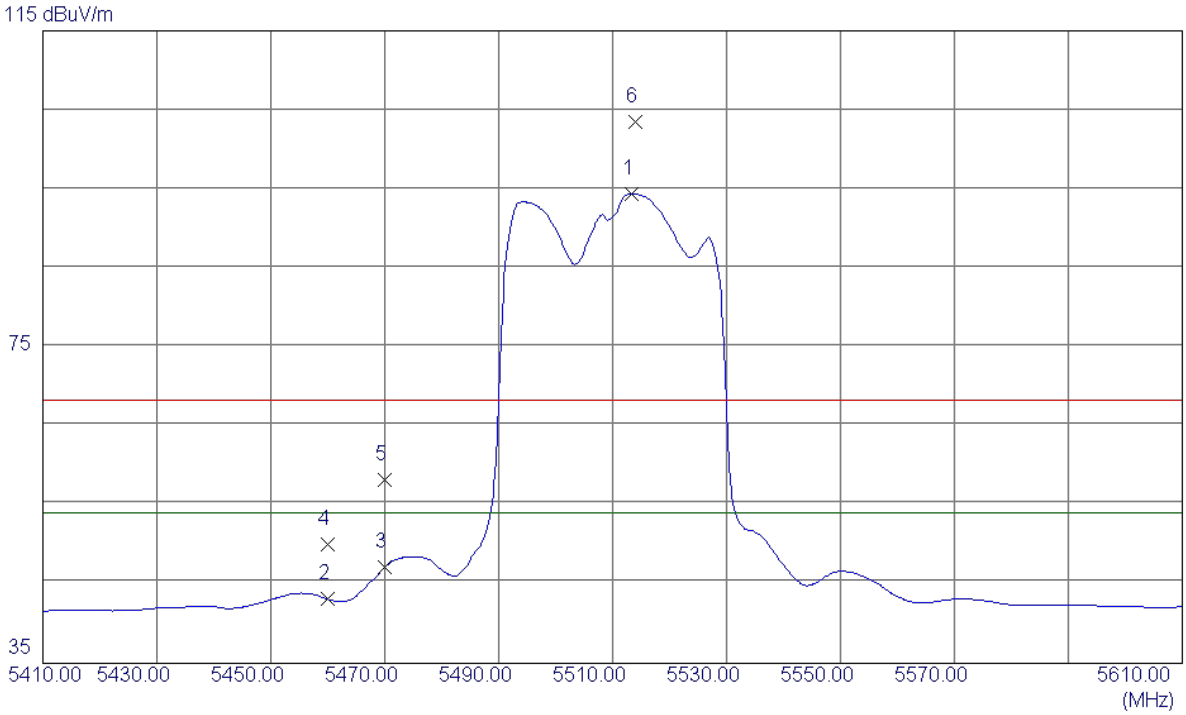

No.	Freq.	Reading Level	Correct Factor	Measure ment	Limit	Margin		
	MHz	dBuV/m	dB	dBuV/m	dBuV/m	dB	Detector	Comment
1 *	5513.4000	52.74	41.60	94.34	54.00	40.34	AVG	No Limit
2	5460.0000	1.68	41.43	43.11	54.00	-10.89	AVG	
3	5470.0000	5.67	41.46	47.13	54.00	-6.87	AVG	
4	5460.0000	8.68	41.43	50.11	68.30	-18.19	Peak	
5	5470.0000	16.81	41.46	58.27	68.30	-10.03	Peak	
6	5514.0000	61.91	41.60	103.51	68.30	35.21	Peak	No Limit

Orthogonal Axis :	X
Test Mode :	UNII-2C/ TX 802.11n(40MHz) 5510MHz

Horizontal

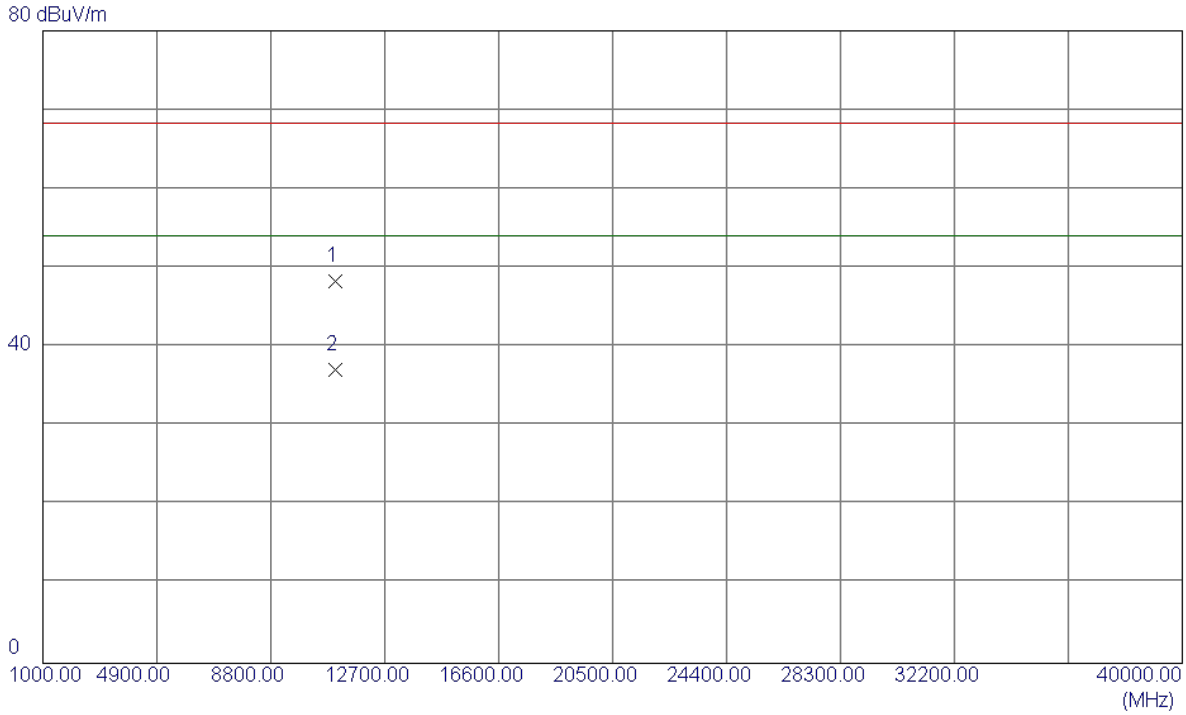

No.	Freq.	Reading Level	Correct Factor	Measure ment	Limit	Margin		
	MHz	dBuV/m	dB	dBuV/m	dBuV/m	dB	Detector	Comment
1	11020.8700	32.51	15.80	48.31	68.30	-19.99	Peak	
2 *	11020.8700	21.34	15.80	37.14	54.00	-16.86	AVG	

Orthogonal Axis :	X
Test Mode :	UNII-2C/ TX 802.11n(40MHz) 5550MHz

Vertical

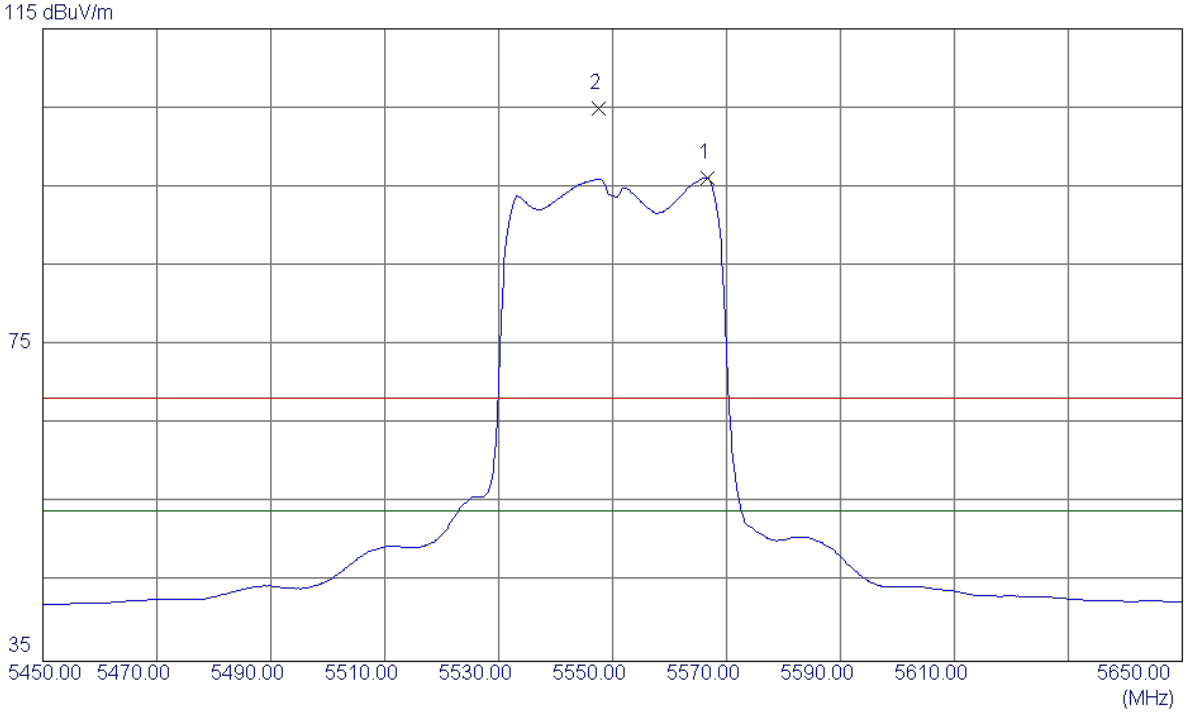

No.	Freq.	Reading Level	Correct Factor	Measure ment	Limit	Margin		
	MHz	dBuV/m	dB	dBuV/m	dBuV/m	dB	Detector	Comment
1 *	5566.6000	54.41	41.76	96.17	54.00	42.17	AVG	No Limit
2	5547.6000	63.20	41.70	104.90	68.30	36.60	Peak	No Limit

Orthogonal Axis :	X
Test Mode :	UNII-2C/ TX 802.11n(40MHz) 5550MHz

Vertical

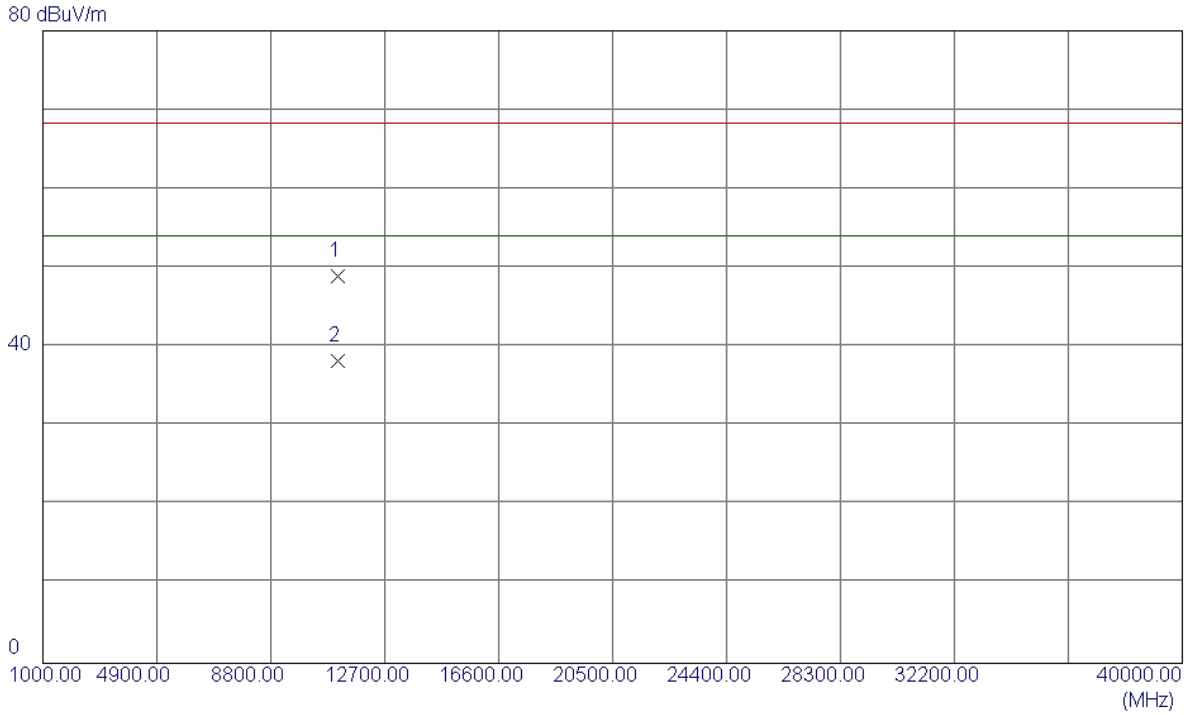

No.	Freq.	Reading Level	Correct Factor	Measure ment	Limit	Margin		
	MHz	dBuV/m	dB	dBuV/m	dBuV/m	dB	Detector	Comment
1	11100.0000	33.04	15.99	49.03	68.30	-19.27	Peak	
2 *	11100.0000	22.18	15.99	38.17	54.00	-15.83	AVG	

Orthogonal Axis :	X
Test Mode :	UNII-2C/ TX 802.11n(40MHz) 5550MHz

Horizontal

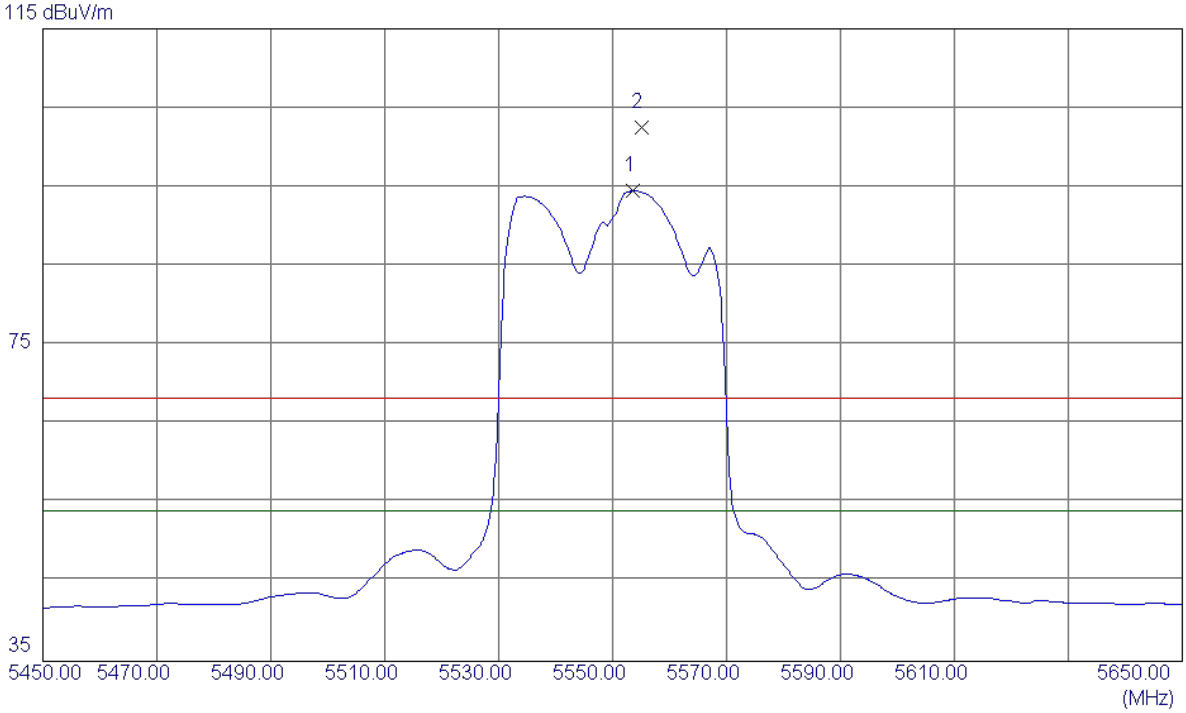

No.	Freq.	Reading Level	Correct Factor	Measure ment	Limit	Margin		
	MHz	dBuV/m	dB	dBuV/m	dBuV/m	dB	Detector	Comment
1 *	5553.6000	52.75	41.72	94.47	54.00	40.47	AVG	No Limit
2	5555.0000	60.80	41.73	102.53	68.30	34.23	Peak	No Limit

Orthogonal Axis :	X
Test Mode :	UNII-2C/ TX 802.11n(40MHz) 5550MHz

Horizontal

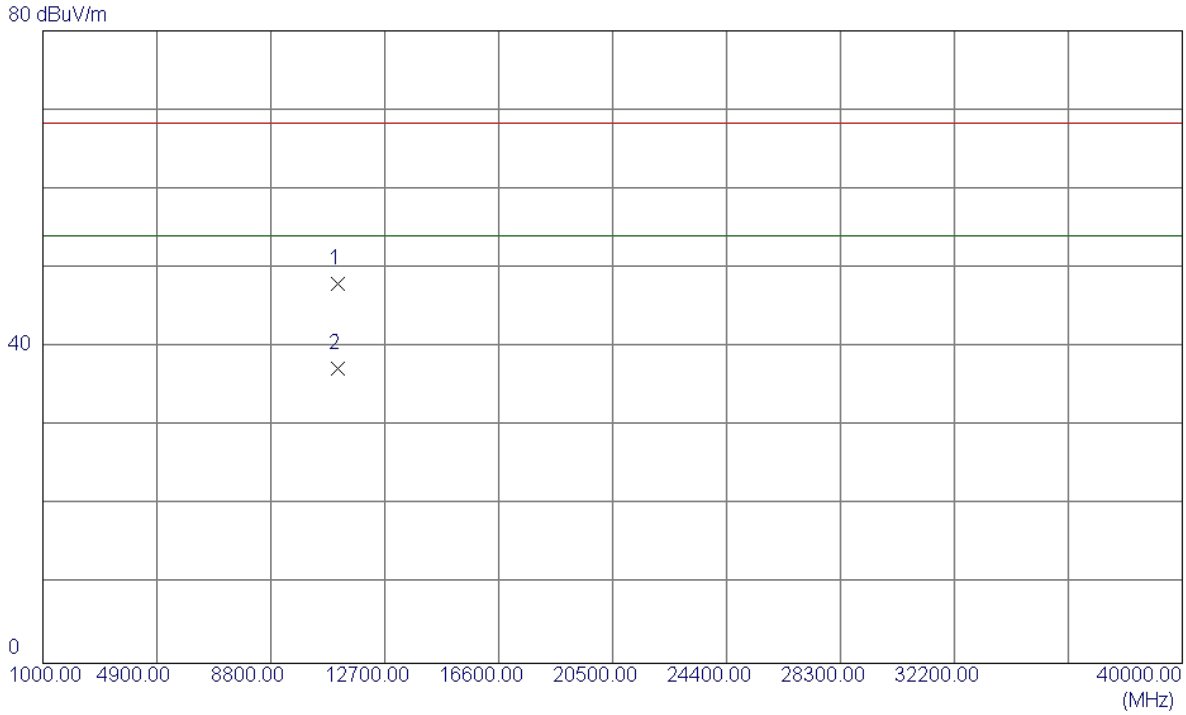

No.	Freq.	Reading Level	Correct Factor	Measure ment	Limit	Margin		
	MHz	dBuV/m	dB	dBuV/m	dBuV/m	dB	Detector	Comment
1	11100.6849	32.06	15.99	48.05	68.30	-20.25	Peak	
2 *	11100.1350	21.26	15.99	37.25	54.00	-16.75	AVG	

Orthogonal Axis :	X
Test Mode :	UNII-2C/ TX 802.11n(40MHz) 5670MHz

Vertical

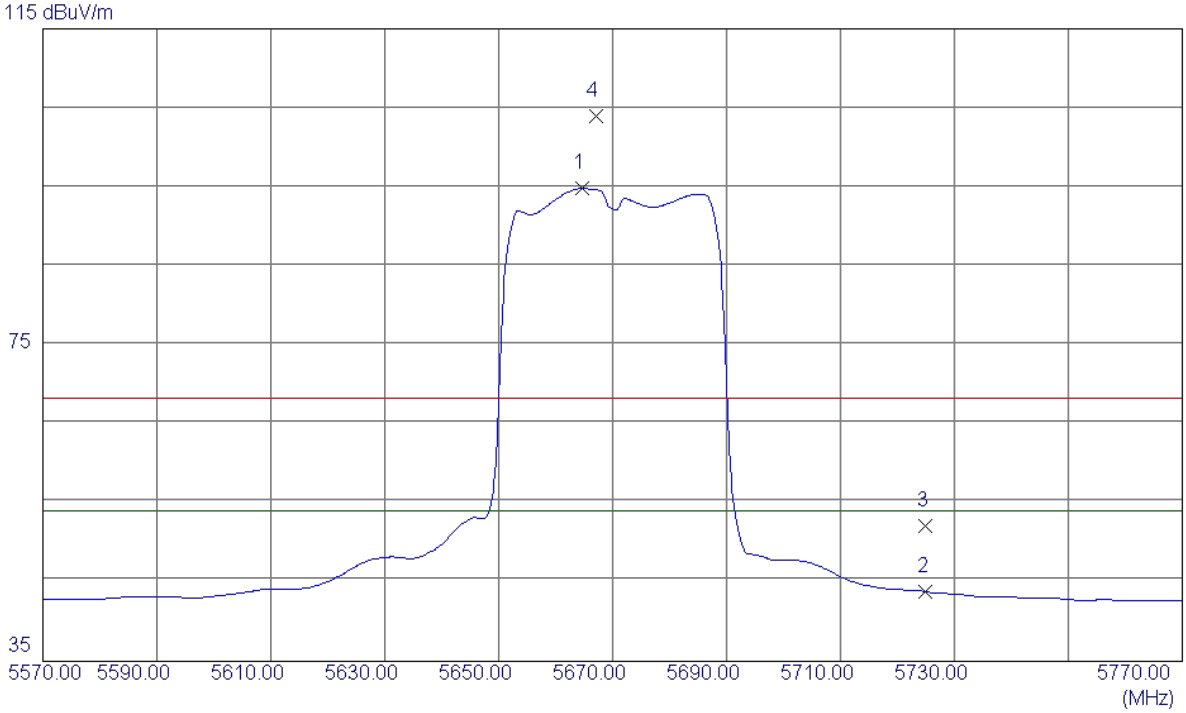

No.	Freq.	Reading Level	Correct Factor	Measure ment	Limit	Margin		
	MHz	dBuV/m	dB	dBuV/m	dBuV/m	dB	Detector	Comment
1 *	5664.6000	52.74	42.06	94.80	54.00	40.80	AVG	No Limit
2	5725.0000	1.56	42.24	43.80	54.00	-10.20	AVG	
3	5725.0000	9.89	42.24	52.13	68.30	-16.17	Peak	
4	5667.2000	61.87	42.06	103.93	68.30	35.63	Peak	No Limit

Orthogonal Axis :	X
Test Mode :	UNII-2C/ TX 802.11n(40MHz) 5670MHz

Vertical

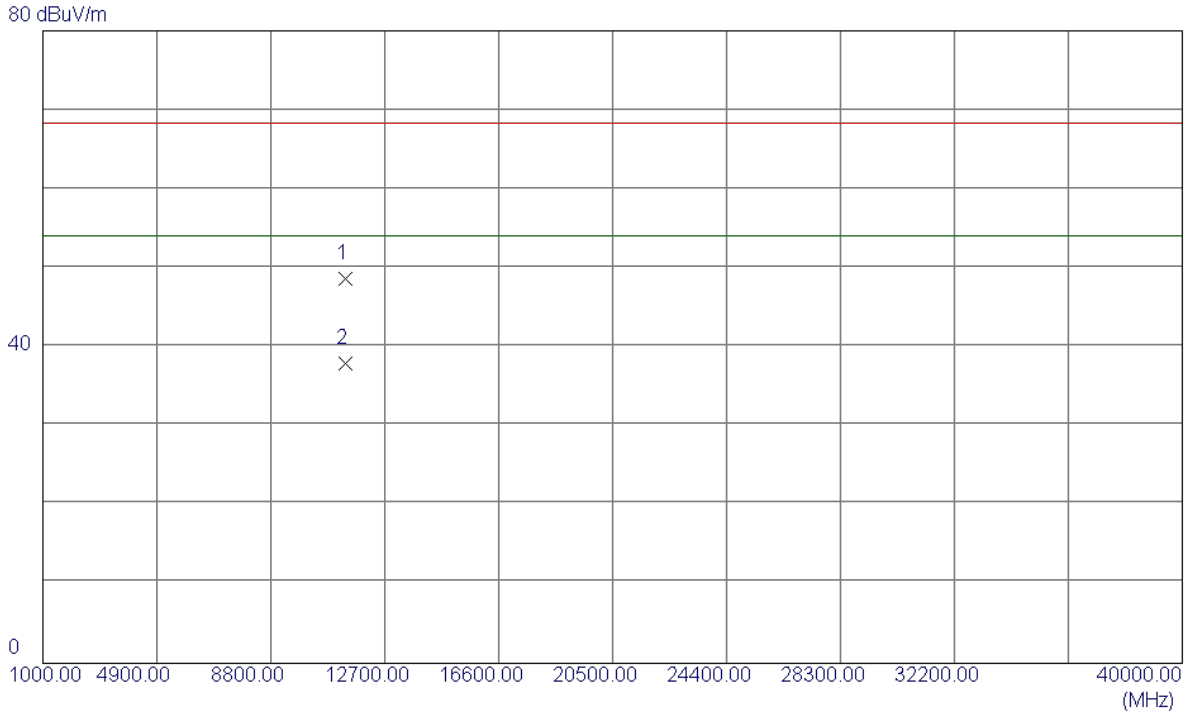

No.	Freq.	Reading Level	Correct Factor	Measure ment	Limit	Margin		
	MHz	dBuV/m	dB	dBuV/m	dBuV/m	dB	Detector	Comment
1	11341.4890	32.15	16.56	48.71	68.30	-19.59	Peak	
2 *	11341.2200	21.37	16.56	37.93	54.00	-16.07	AVG	

Orthogonal Axis :	X
Test Mode :	UNII-2C/ TX 802.11n(40MHz) 5670MHz

Horizontal

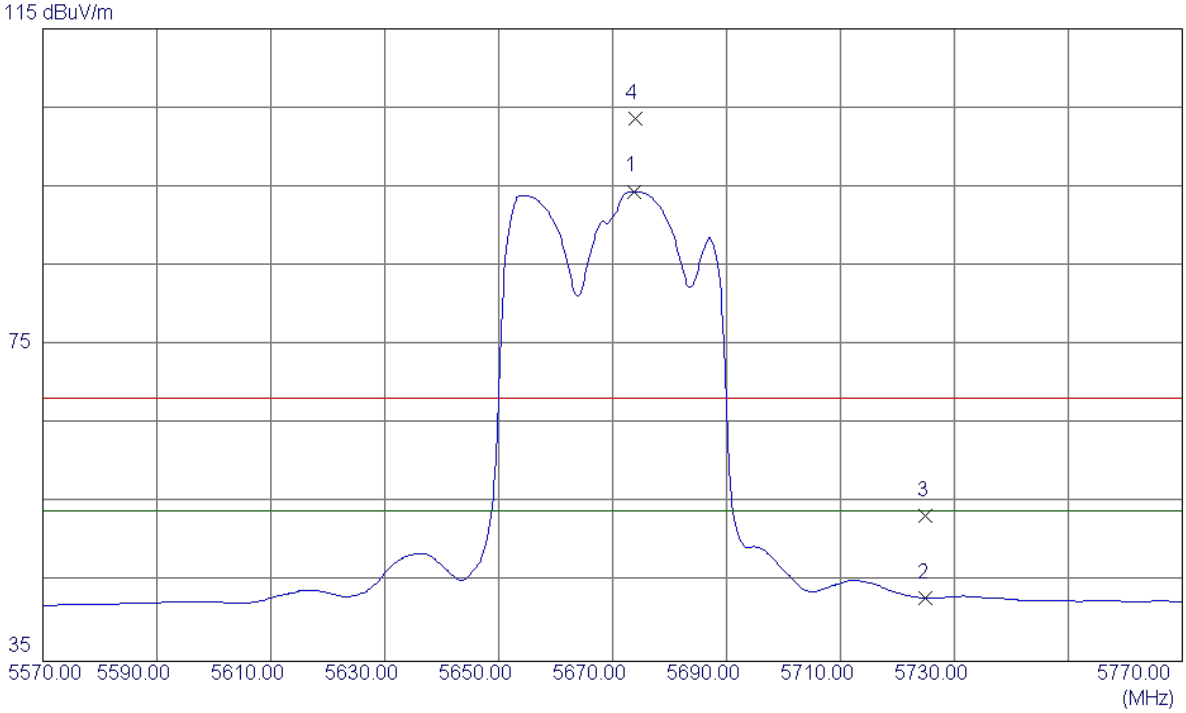

No.	Freq.	Reading Level	Correct Factor	Measure ment	Limit	Margin		
	MHz	dBuV/m	dB	dBuV/m	dBuV/m	dB	Detector	Comment
1 *	5673.8000	52.36	42.08	94.44	54.00	40.44	AVG	No Limit
2	5725.0000	0.74	42.24	42.98	54.00	-11.02	AVG	
3	5725.0000	11.12	42.24	53.36	68.30	-14.94	Peak	
4	5674.0000	61.61	42.09	103.70	68.30	35.40	Peak	No Limit

Orthogonal Axis :	X
Test Mode :	UNII-2C/ TX 802.11n(40MHz) 5670MHz

Horizontal

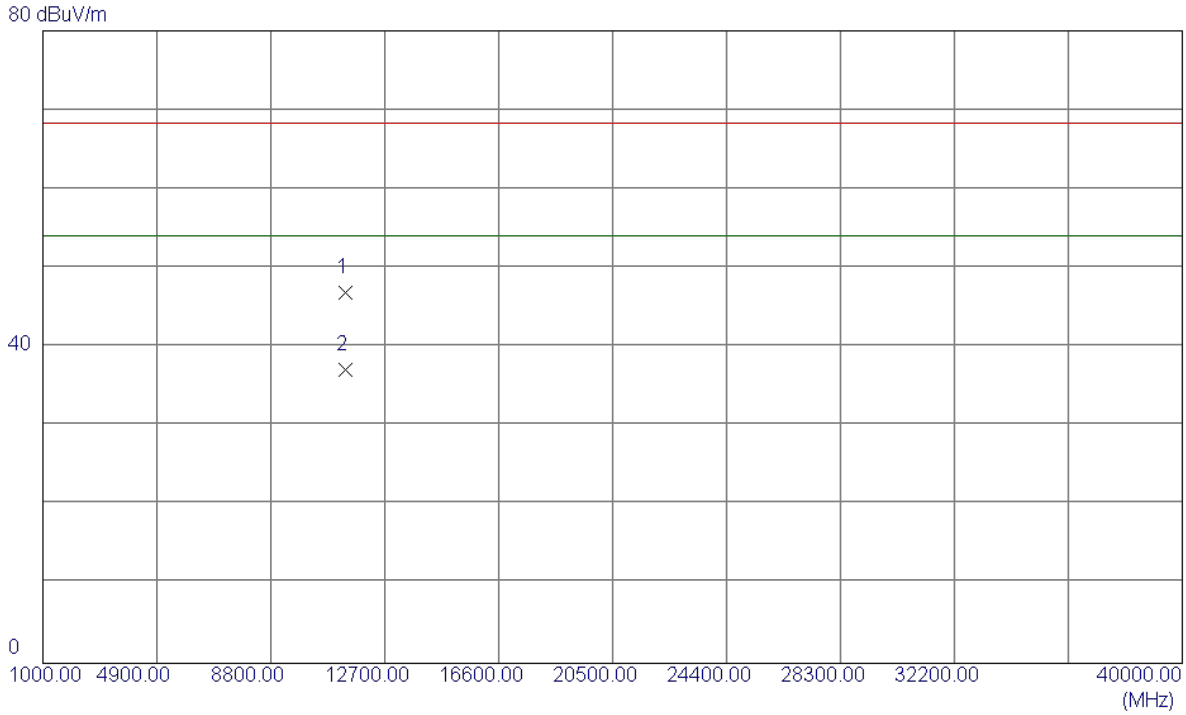

No.	Freq.	Reading Level	Correct Factor	Measure ment	Limit	Margin		
	MHz	dBuV/m	dB	dBuV/m	dBuV/m	dB	Detector	Comment
1	11340.6700	30.36	16.56	46.92	68.30	-21.38	Peak	
2 *	11340.0270	20.54	16.56	37.10	54.00	-16.90	AVG	

Orthogonal Axis:	X
Test Mode:	UNII-3/TX 802.11a Mode 5745MHz

Vertical

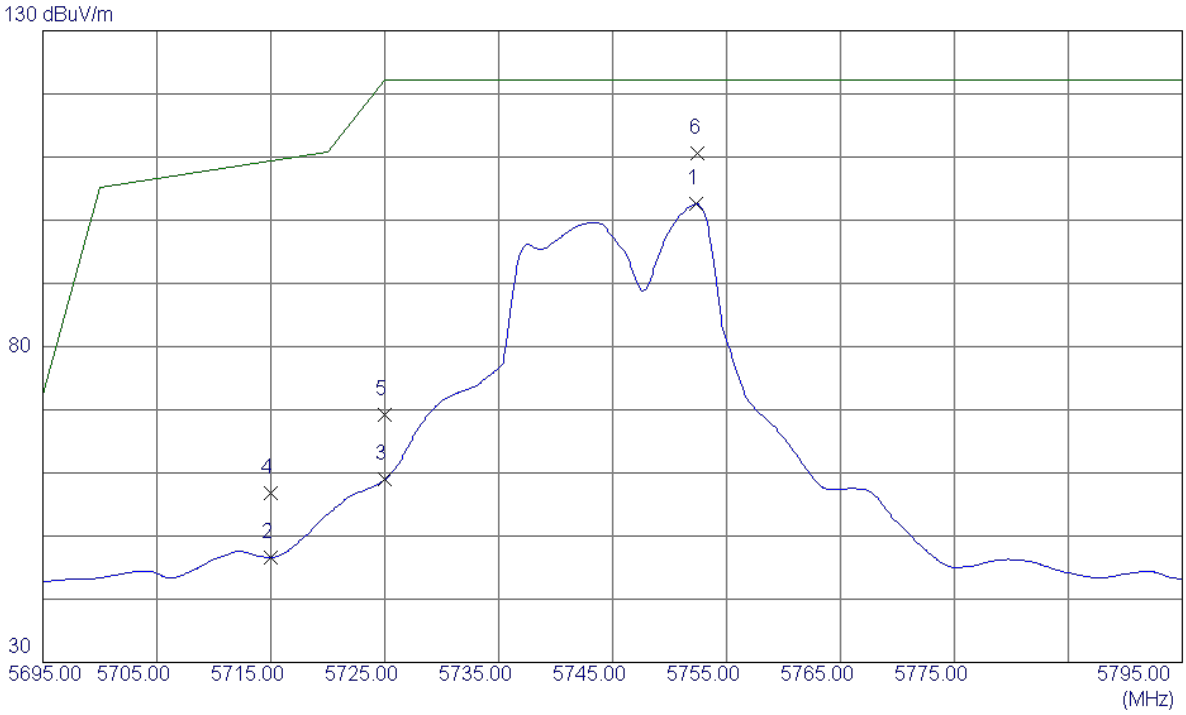

No.	Freq.	Reading Level	Correct Factor	Measure ment	Limit	Margin		
	MHz	dBuV/m	dB	dBuV/m	dBuV/m	dB	Detector	Comment
1	5752.3000	67.89	34.65	102.54	122.30	-19.76	AVG	
2	5715.0000	11.98	34.64	46.62	109.50	-62.88	AVG	
3	5725.0000	24.28	34.65	58.93	122.30	-63.37	AVG	
4	5715.0000	22.08	34.64	56.72	109.50	-52.78	Peak	
5	5725.0000	34.54	34.65	69.19	122.30	-53.11	Peak	
6 *	5752.5000	75.91	34.65	110.56	122.30	-11.74	Peak	

Orthogonal Axis:	X
Test Mode:	UNII-3/TX 802.11a Mode 5745MHz

Vertical

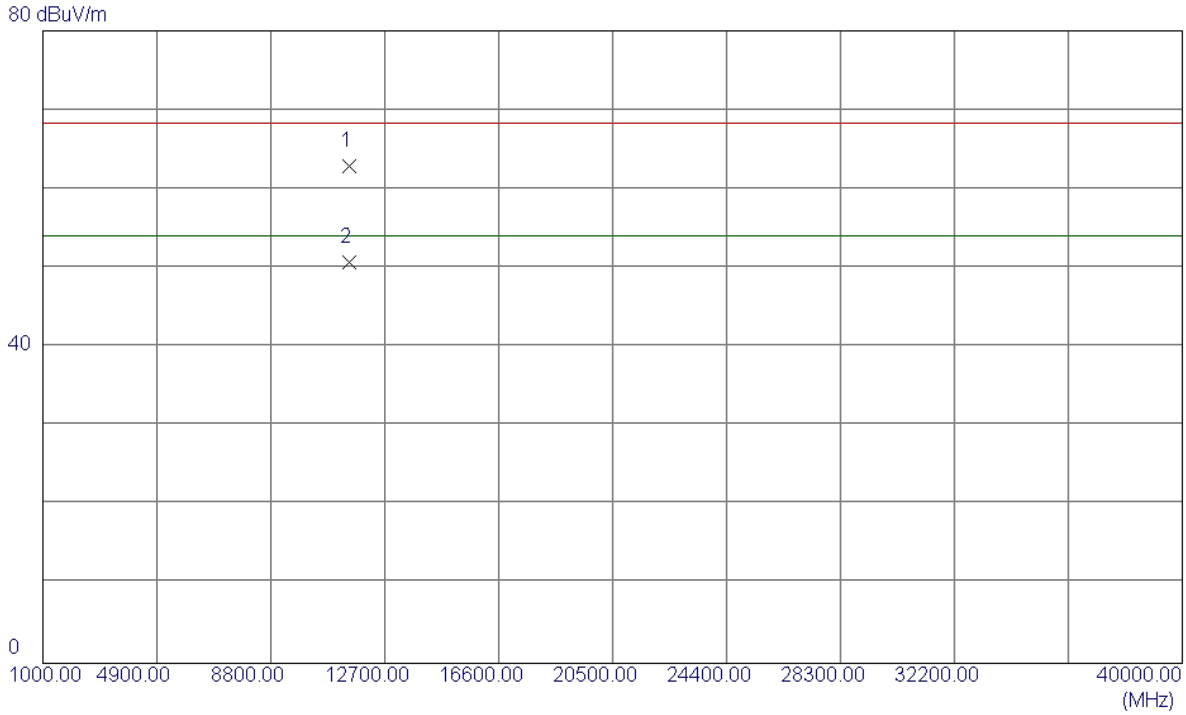

No.	Freq.	Reading Level	Correct Factor	Measure ment	Limit	Margin		
	MHz	dBuV/m	dB	dBuV/m	dBuV/m	dB	Detector	Comment
1	11490.1100	45.91	16.91	62.82	68.30	-5.48	Peak	
2 *	11490.1100	33.88	16.91	50.79	54.00	-3.21	AVG	

Orthogonal Axis:	X
Test Mode:	UNII-3/TX 802.11a Mode 5745MHz

Horizontal

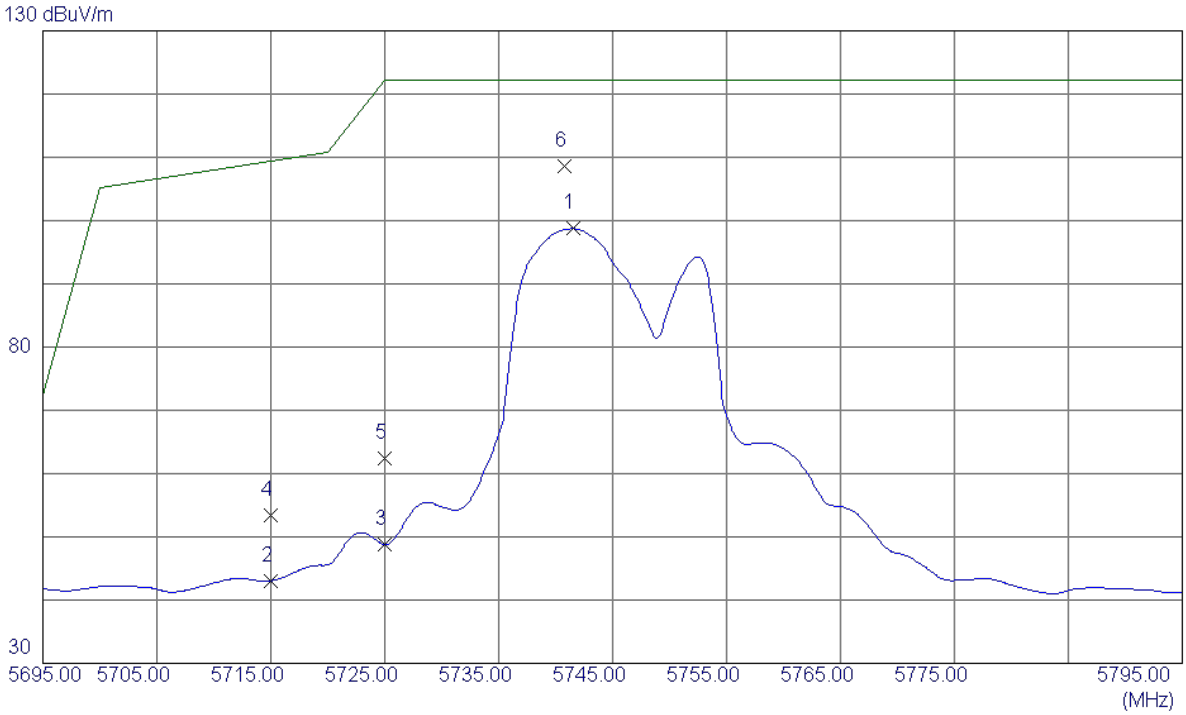

No.	Freq.	Reading Level	Correct Factor	Measure ment	Limit	Margin		
	MHz	dBuV/m	dB	dBuV/m	dBuV/m	dB	Detector	Comment
1	5741.5000	64.07	34.65	98.72	122.30	-23.58	AVG	
2	5715.0000	8.43	34.64	43.07	109.50	-66.43	AVG	
3	5725.0000	14.11	34.65	48.76	122.30	-73.54	AVG	
4	5715.0000	18.69	34.64	53.33	109.50	-56.17	Peak	
5	5725.0000	27.80	34.65	62.45	122.30	-59.85	Peak	
6 *	5740.8000	73.96	34.65	108.61	122.30	-13.69	Peak	

Orthogonal Axis:	X
Test Mode:	UNII-3/TX 802.11a Mode 5745MHz

Horizontal

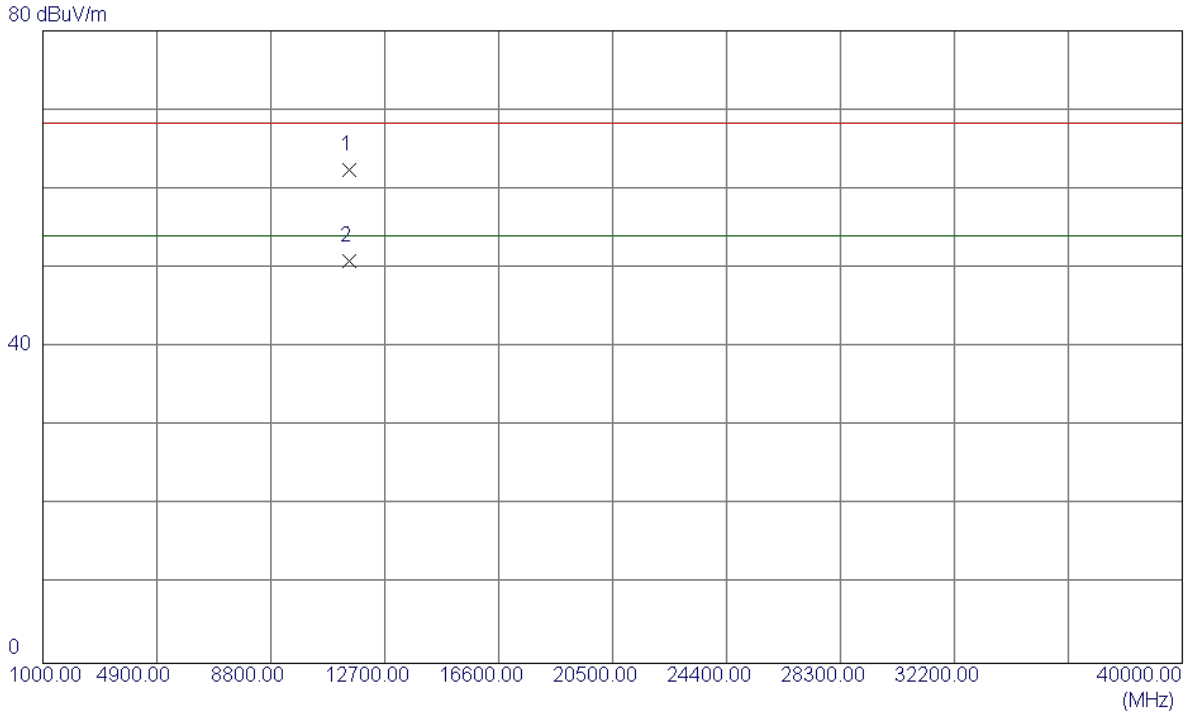

No.	Freq.	Reading Level	Correct Factor	Measure ment	Limit	Margin		
	MHz	dBuV/m	dB	dBuV/m	dBuV/m	dB	Detector	Comment
1	11490.2390	45.48	16.91	62.39	68.30	-5.91	Peak	
2 *	11490.1340	33.96	16.91	50.87	54.00	-3.13	AVG	

Orthogonal Axis:	X
Test Mode:	UNII-3/TX 802.11a Mode 5785MHz

Vertical

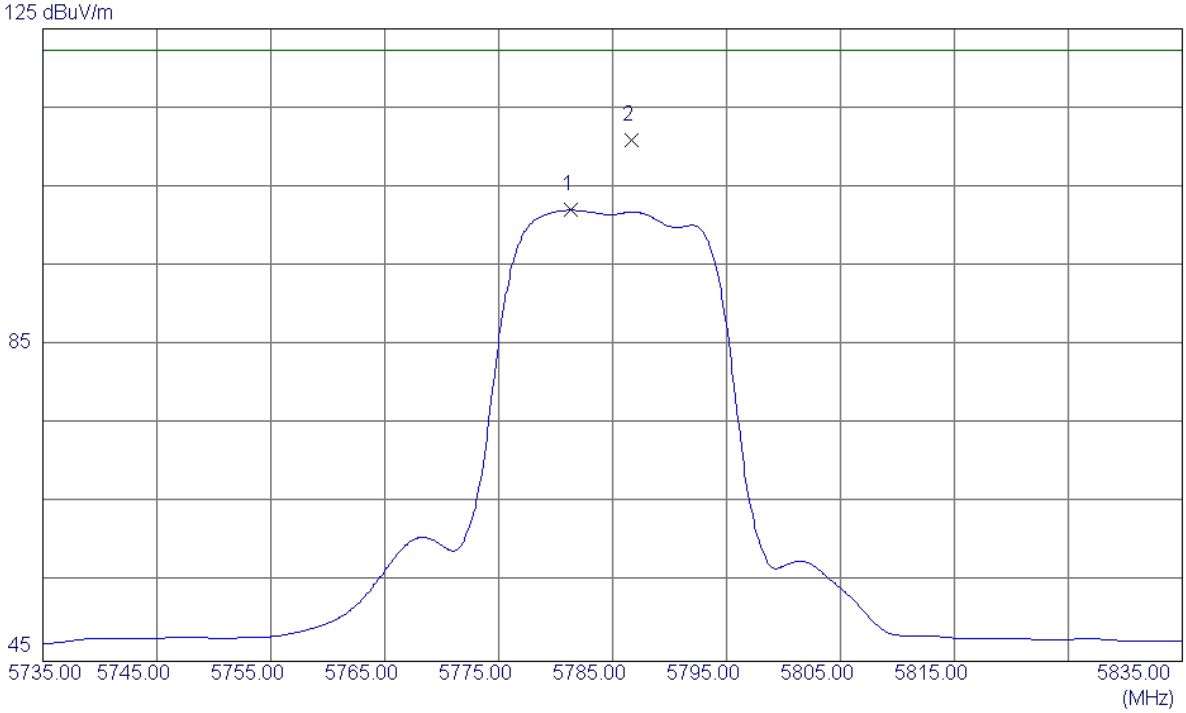

No.	Freq.	Reading Level	Correct Factor	Measure ment	Limit	Margin		
	MHz	dBuV/m	dB	dBuV/m	dBuV/m	dB	Detector	Comment
1	5781.3000	67.28	34.78	102.06	122.30	-20.24	AVG	
2 *	5786.7000	76.13	34.79	110.92	122.30	-11.38	Peak	

Orthogonal Axis:	X
Test Mode:	UNII-3/TX 802.11a Mode 5785MHz

Vertical

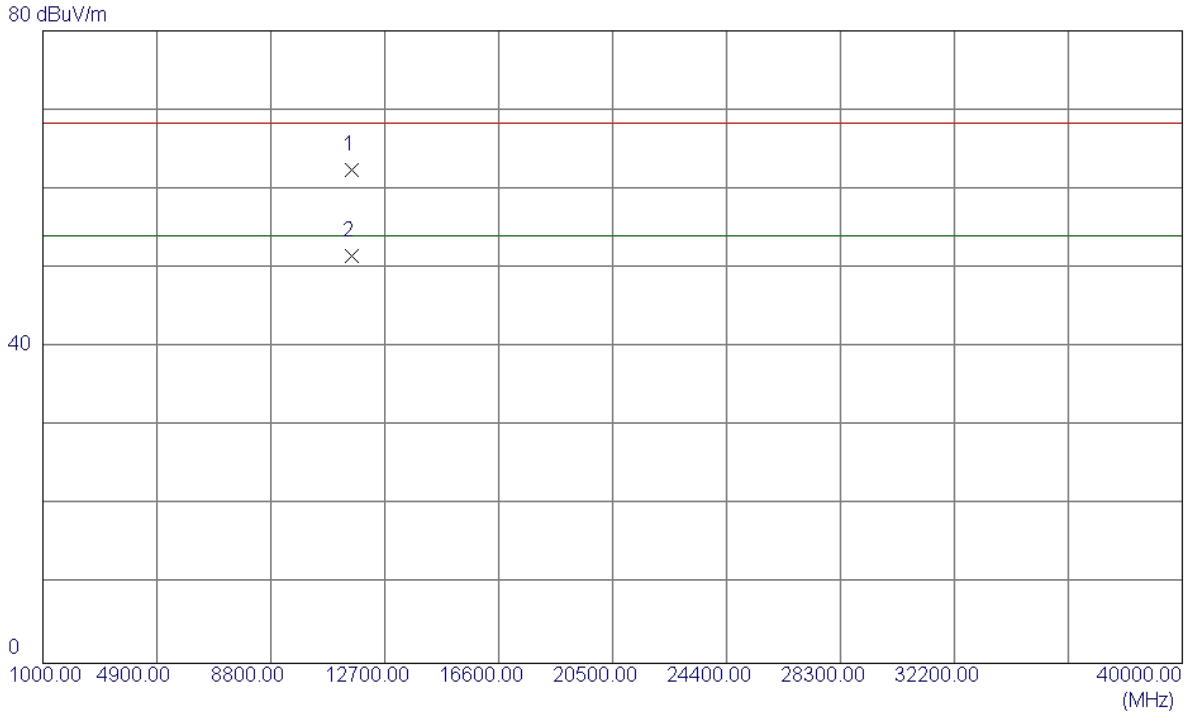

No.	Freq.	Reading Level	Correct Factor	Measure ment	Limit	Margin		
	MHz	dBuV/m	dB	dBuV/m	dBuV/m	dB	Detector	Comment
1	11570.2560	45.32	17.05	62.37	68.30	-5.93	Peak	
2 *	11570.4360	34.48	17.05	51.53	54.00	-2.47	AVG	

Orthogonal Axis:	X
Test Mode:	UNII-3/TX 802.11a Mode 5785MHz

Horizontal

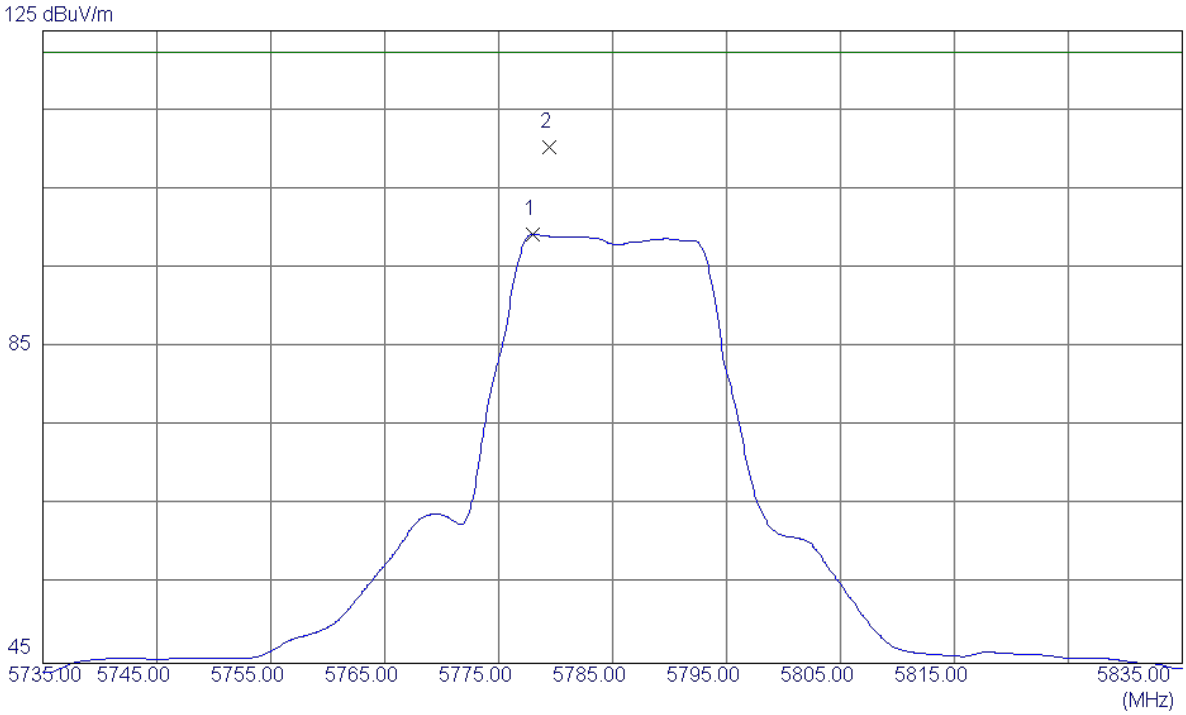

No.	Freq.	Reading Level	Correct Factor	Measure ment	Limit	Margin		
	MHz	dBuV/m	dB	dBuV/m	dBuV/m	dB	Detector	Comment
1	5778.0000	64.49	34.77	99.26	122.30	-23.04	AVG	
2 *	5779.4000	75.51	34.77	110.28	122.30	-12.02	Peak	

Orthogonal Axis:	X
Test Mode:	UNII-3/TX 802.11a Mode 5785MHz

Horizontal

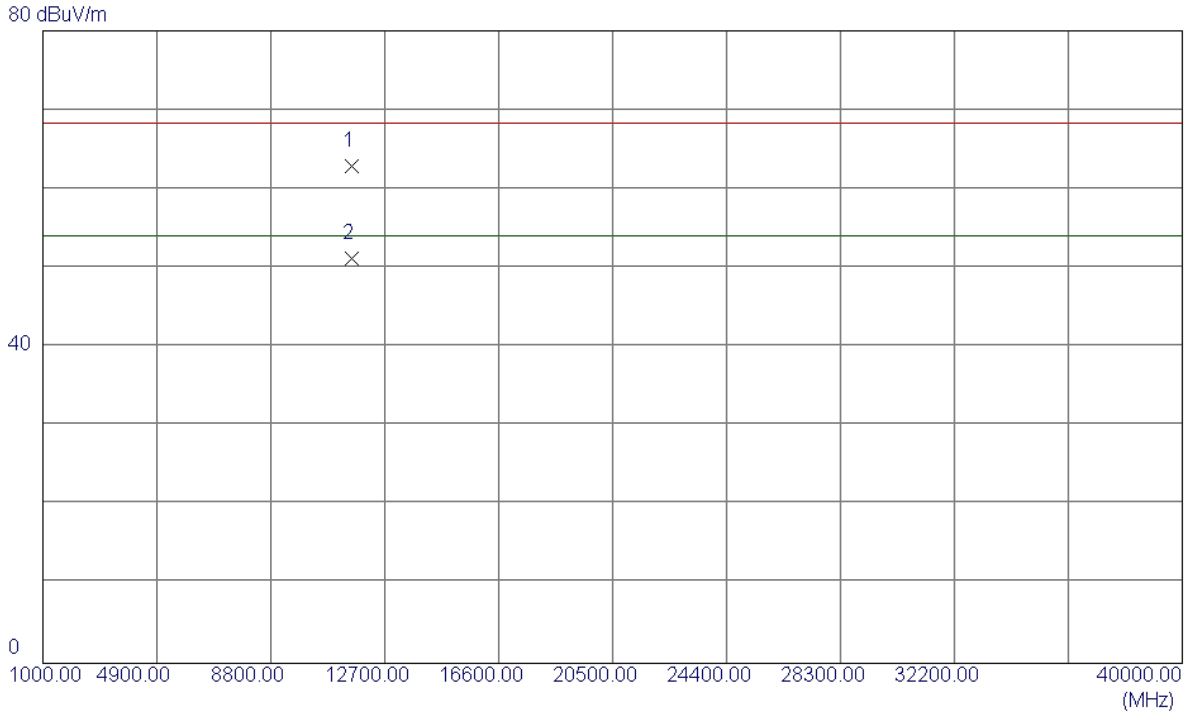

No.	Freq.	Reading Level	Correct Factor	Measure ment	Limit	Margin		
	MHz	dBuV/m	dB	dBuV/m	dBuV/m	dB	Detector	Comment
1	11570.3789	45.80	17.05	62.85	68.30	-5.45	Peak	
2 *	11570.8570	34.22	17.05	51.27	54.00	-2.73	AVG	

Orthogonal Axis:	X
Test Mode:	UNII-3/TX 802.11a Mode 5825MHz

Vertical

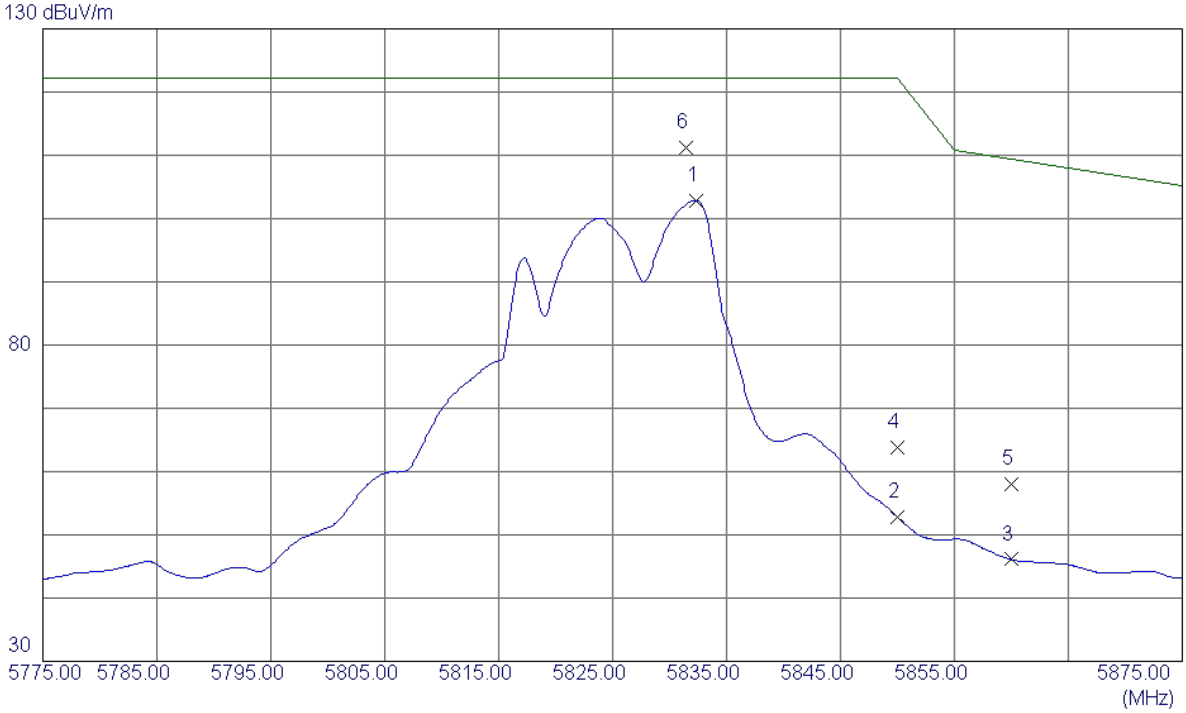

No.	Freq.	Reading Level	Correct Factor	Measure ment	Limit	Margin		
	MHz	dBuV/m	dB	dBuV/m	dBuV/m	dB	Detector	Comment
1	5832.3000	68.21	34.67	102.88	122.30	-19.42	AVG	
2	5850.0000	18.12	34.67	52.79	122.30	-69.51	AVG	
3	5860.0000	11.43	34.67	46.10	109.50	-63.40	AVG	
4	5850.0000	29.09	34.67	63.76	122.30	-58.54	Peak	
5	5860.0000	23.26	34.67	57.93	109.50	-51.57	Peak	
6 *	5831.4000	76.48	34.67	111.15	122.30	-11.15	Peak	

Orthogonal Axis:	X
Test Mode:	UNII-3/TX 802.11a Mode 5825MHz

Vertical

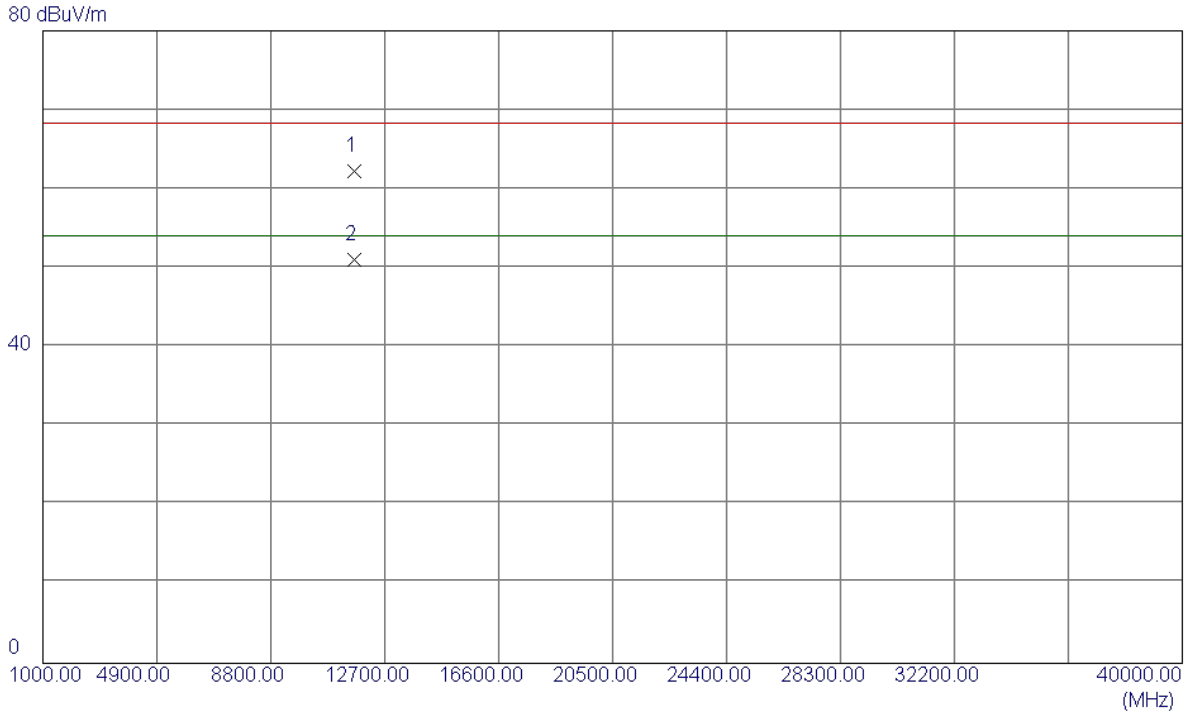

No.	Freq.	Reading Level	Correct Factor	Measure ment	Limit	Margin		
	MHz	dBuV/m	dB	dBuV/m	dBuV/m	dB	Detector	Comment
1	11650.1300	45.08	17.17	62.25	68.30	-6.05	Peak	
2 *	11650.1300	33.89	17.17	51.06	54.00	-2.94	AVG	

Orthogonal Axis:	X
Test Mode:	UNII-3/TX 802.11a Mode 5825MHz

Horizontal

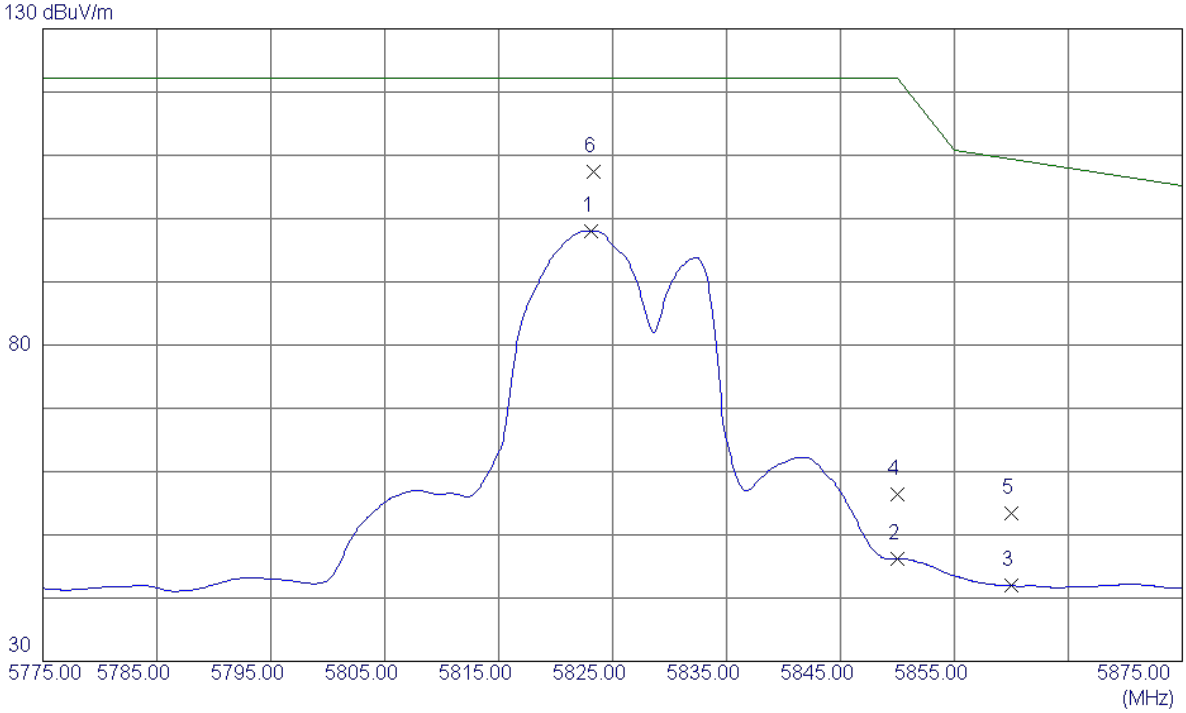

No.	Freq.	Reading Level	Correct Factor	Measure ment	Limit	Margin		
	MHz	dBuV/m	dB	dBuV/m	dBuV/m	dB	Detector	Comment
1	5823.1000	63.42	34.66	98.08	122.30	-24.22	AVG	
2	5850.0000	11.53	34.67	46.20	122.30	-76.10	AVG	
3	5860.0000	7.25	34.67	41.92	109.50	-67.58	AVG	
4	5850.0000	21.65	34.67	56.32	122.30	-65.98	Peak	
5	5860.0000	18.82	34.67	53.49	109.50	-56.01	Peak	
6 *	5823.3000	72.76	34.66	107.42	122.30	-14.88	Peak	

Orthogonal Axis:	X
Test Mode:	UNII-3/TX 802.11a Mode 5825MHz

Horizontal

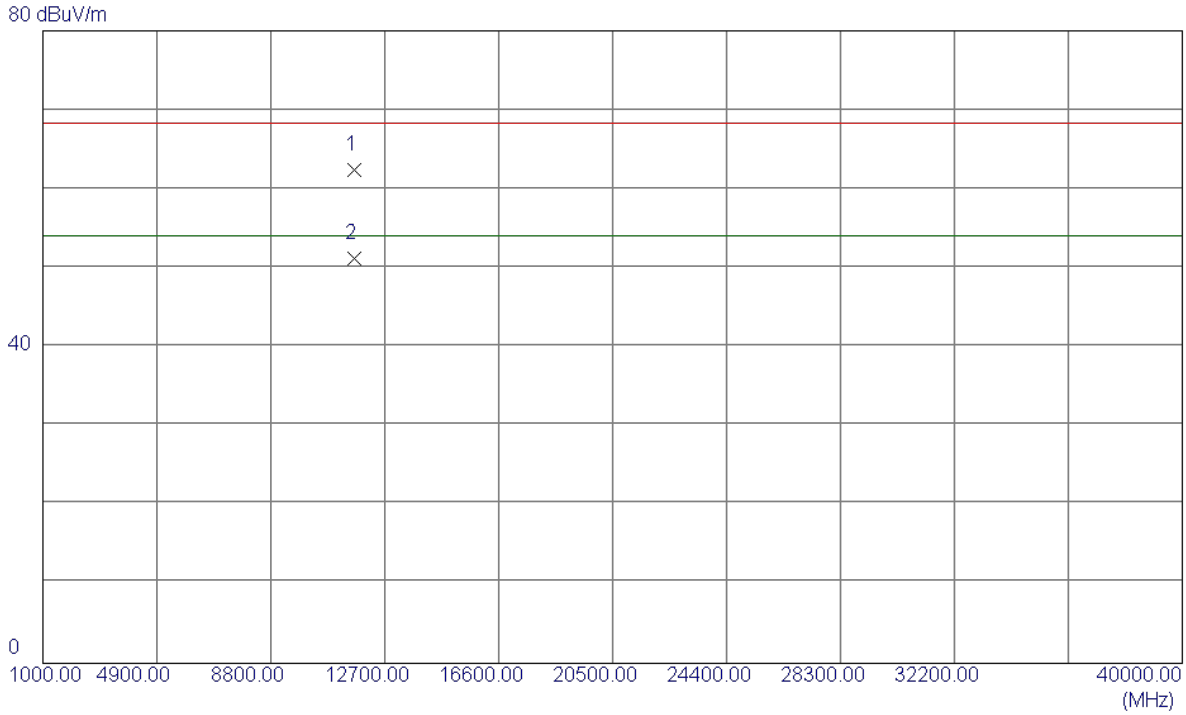

No.	Freq.	Reading Level	Correct Factor	Measure ment	Limit	Margin		
	MHz	dBuV/m	dB	dBuV/m	dBuV/m	dB	Detector	Comment
1	11650.3660	45.17	17.17	62.34	68.30	-5.96	Peak	
2 *	11650.6000	34.07	17.17	51.24	54.00	-2.76	AVG	

Orthogonal Axis:	X
Test Mode:	UNII-3/TX 802.11n(20MHz) Mode 5745MHz

Vertical

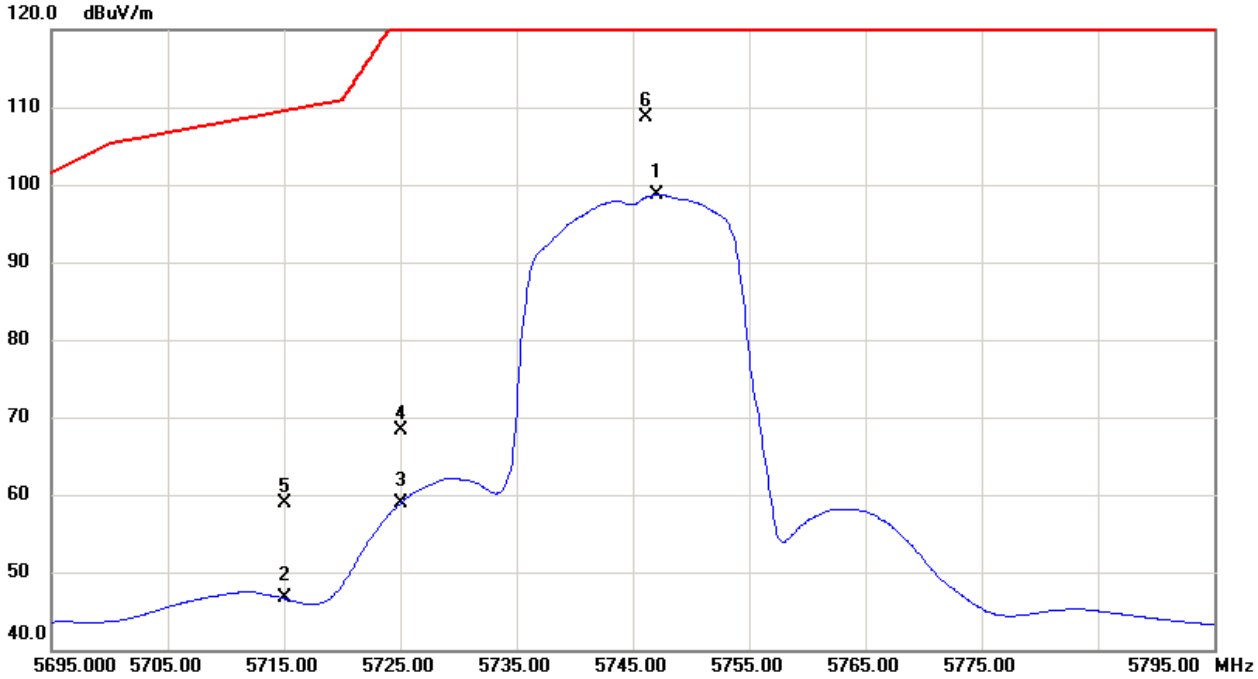

No.	Freq.	Reading Level	Correct Factor	Measure ment	Limit	Margin		
	MHz	dBuV/m	dB	dBuV/m	dBuV/m	dB	Detector	Comment
1	5737.2000	57.55	42.28	99.83	122.30	-22.47	AVG	
2	5715.0000	8.12	42.21	50.33	109.50	-59.17	AVG	
3	5725.0000	11.25	42.24	53.49	122.30	-68.81	AVG	
4	5715.0000	18.98	42.21	61.19	109.50	-48.31	Peak	
5	5725.0000	25.45	42.24	67.69	122.30	-54.61	Peak	
6 *	5737.4000	67.19	42.28	109.47	122.30	-12.83	Peak	

Orthogonal Axis:	X
Test Mode:	UNII-3/TX 802.11n(20MHz) Mode 5745MHz

Vertical

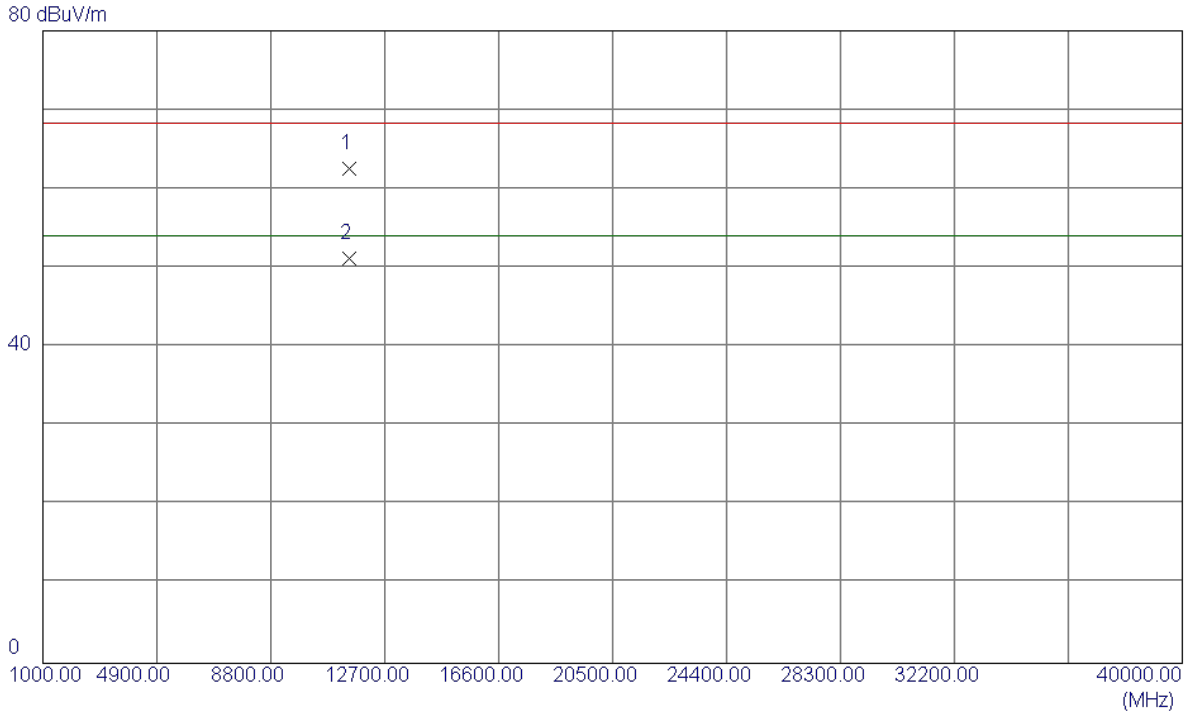

No.	Freq.	Reading Level	Correct Factor	Measure ment	Limit	Margin		
	MHz	dBuV/m	dB	dBuV/m	dBuV/m	dB	Detector	Comment
1	11490.1300	45.65	16.91	62.56	68.30	-5.74	Peak	
2 *	11490.1300	34.26	16.91	51.17	54.00	-2.83	AVG	

Orthogonal Axis:	X
Test Mode:	UNII-3/TX 802.11n(20MHz) Mode 5745MHz

Horizontal

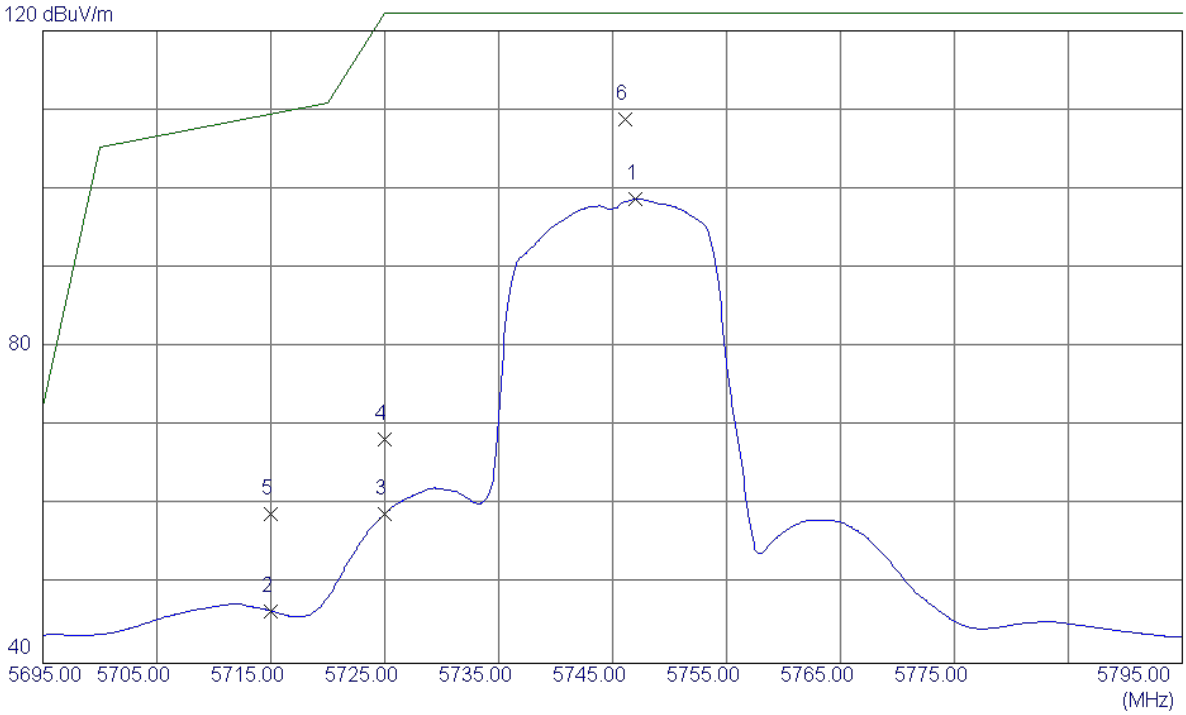

No.	Freq.	Reading Level	Correct Factor	Measure ment	Limit	Margin		
	MHz	dBuV/m	dB	dBuV/m	dBuV/m	dB	Detector	Comment
1	5747.0000	56.36	42.31	98.67	122.30	-23.63	AVG	
2	5715.0000	4.41	42.21	46.62	109.50	-62.88	AVG	
3	5725.0000	16.65	42.24	58.89	122.30	-63.41	AVG	
4	5725.0000	26.01	42.24	68.25	122.30	-54.05	Peak	
5	5715.0000	16.63	42.21	58.84	109.50	-50.66	Peak	
6 *	5746.1000	66.44	42.30	108.74	122.30	-13.56	Peak	

Orthogonal Axis:	X
Test Mode:	UNII-3/TX 802.11n(20MHz) Mode 5745MHz

Horizontal

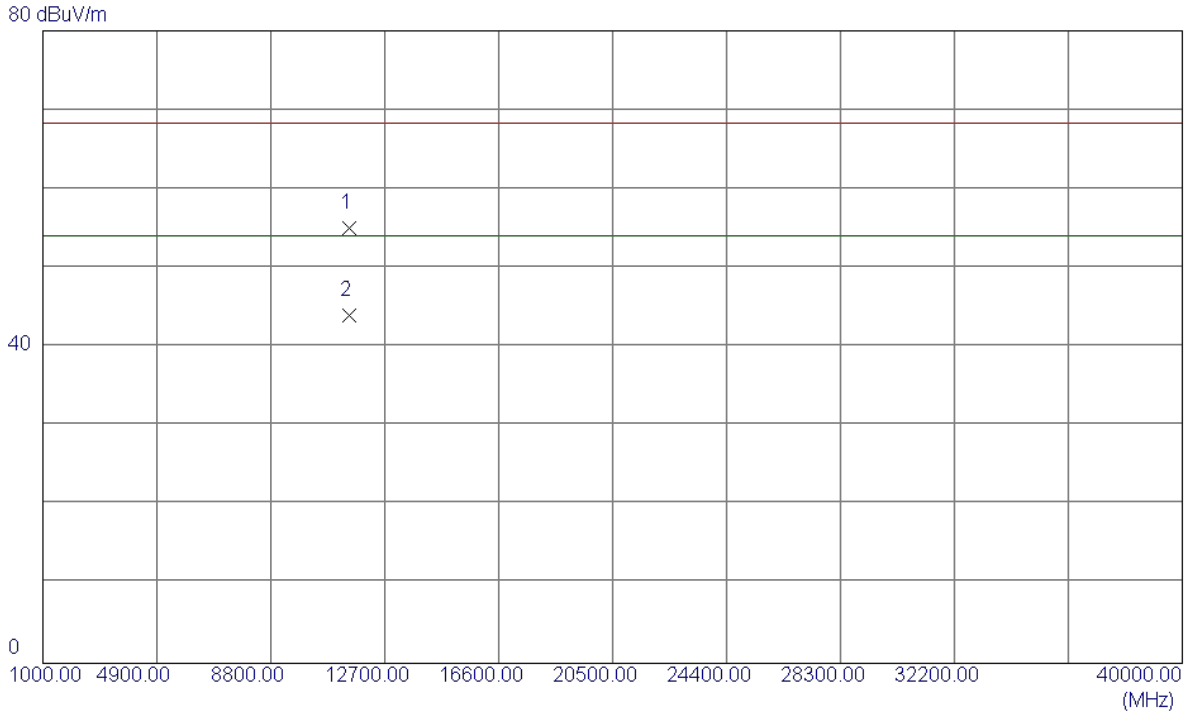

No.	Freq.	Reading Level	Correct Factor	Measure ment	Limit	Margin		
	MHz	dBuV/m	dB	dBuV/m	dBuV/m	dB	Detector	Comment
1	11490.3680	38.14	16.91	55.05	68.30	-13.25	Peak	
2 *	11490.4800	27.03	16.91	43.94	54.00	-10.06	AVG	

Orthogonal Axis:	X
Test Mode:	UNII-3/TX 802.11n(20MHz) Mode 5785MHz

Vertical

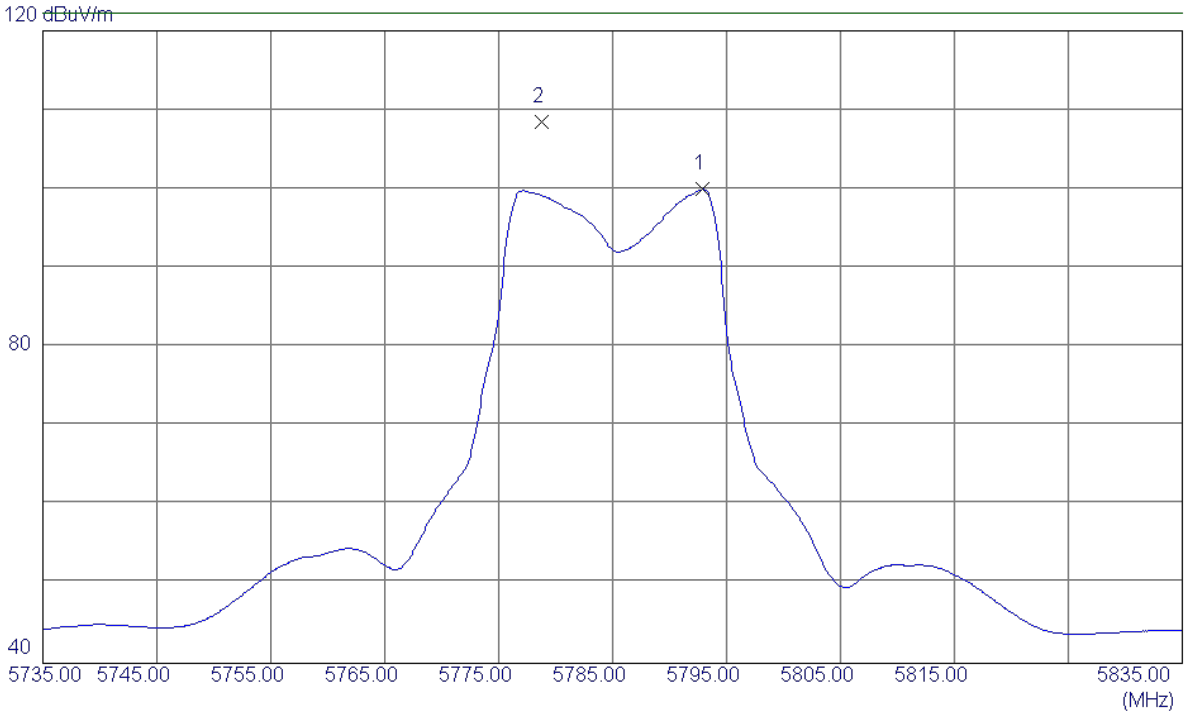

No.	Freq.	Reading Level	Correct Factor	Measure ment	Limit	Margin		
	MHz	dBuV/m	dB	dBuV/m	dBuV/m	dB	Detector	Comment
1	5792.9000	57.49	42.44	99.93	122.30	-22.37	AVG	
2 *	5778.8000	66.10	42.40	108.50	122.30	-13.80	Peak	

Orthogonal Axis:	X
Test Mode:	UNII-3/TX 802.11n(20MHz) Mode 5785MHz

Vertical

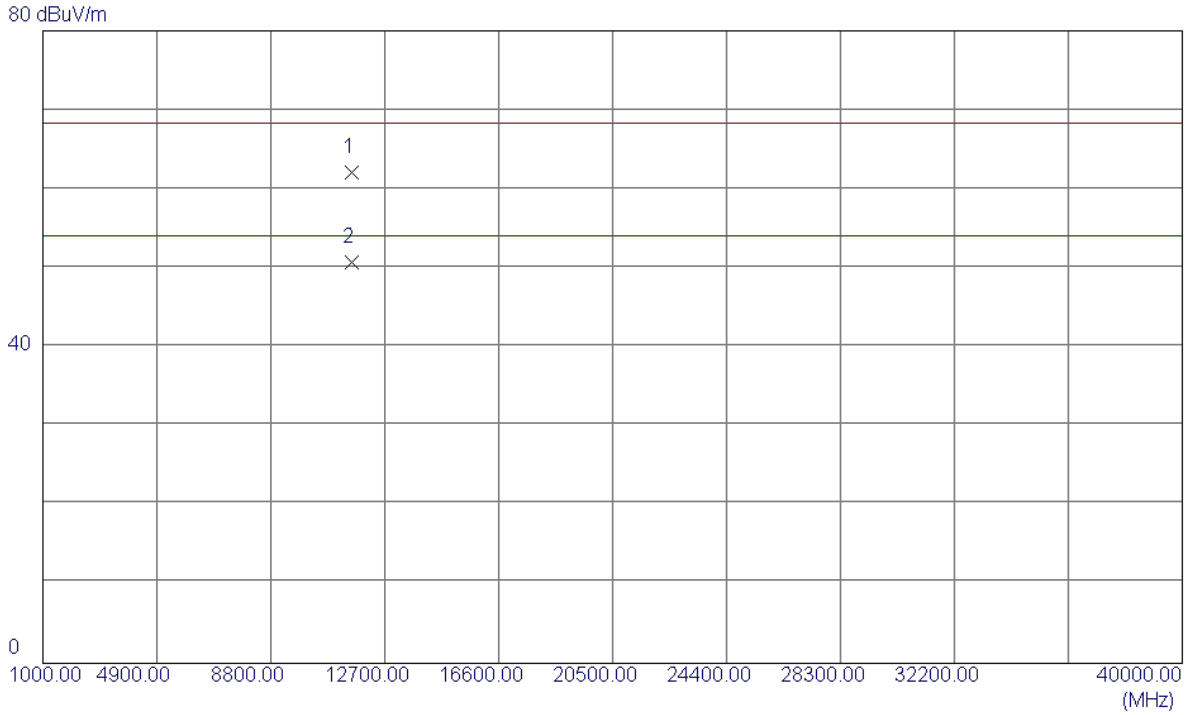

No.	Freq.	Reading Level	Correct Factor	Measure ment	Limit	Margin		
	MHz	dBuV/m	dB	dBuV/m	dBuV/m	dB	Detector	Comment
1	11570.6910	45.04	17.05	62.09	68.30	-6.21	Peak	
2 *	11570.6640	33.66	17.05	50.71	54.00	-3.29	AVG	

Orthogonal Axis:	X
Test Mode:	UNII-3/TX 802.11n(20MHz) Mode 5785MHz

Horizontal

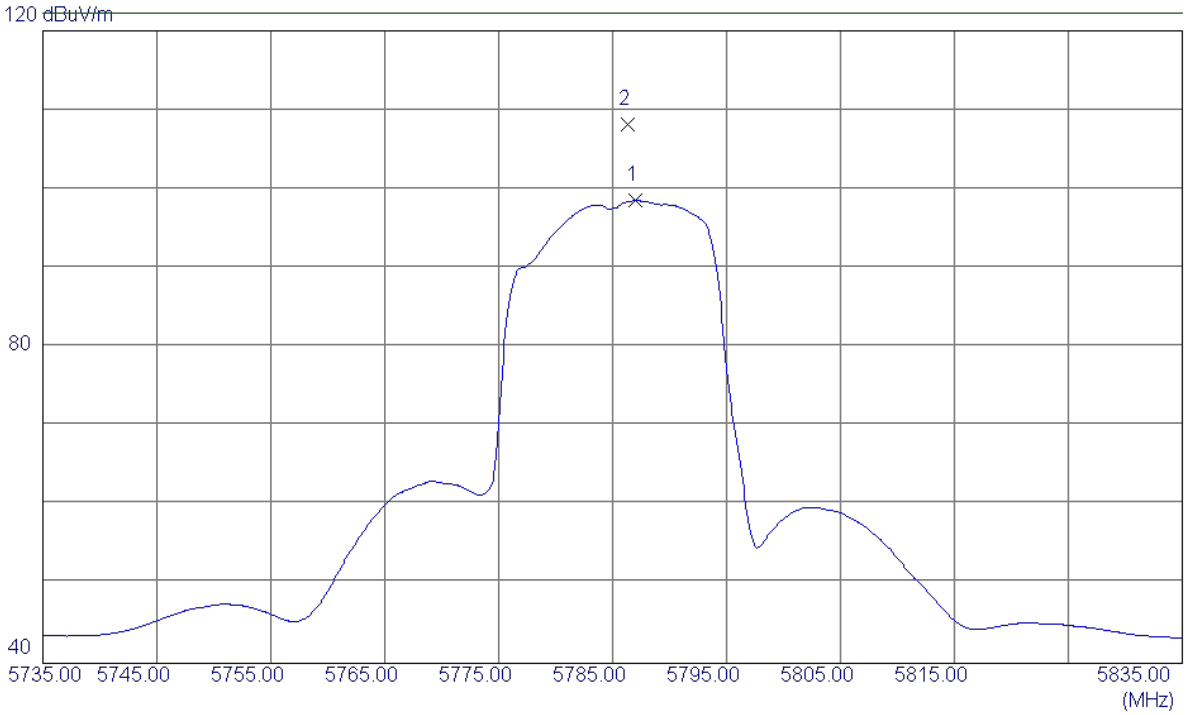

No.	Freq.	Reading Level	Correct Factor	Measure ment	Limit	Margin		
	MHz	dBuV/m	dB	dBuV/m	dBuV/m	dB	Detector	Comment
1	5787.0000	56.07	42.43	98.50	122.30	-23.80	AVG	
2 *	5786.3000	65.69	42.42	108.11	122.30	-14.19	Peak	

Orthogonal Axis:	X
Test Mode:	UNII-3/TX 802.11n(20MHz) Mode 5785MHz

Horizontal

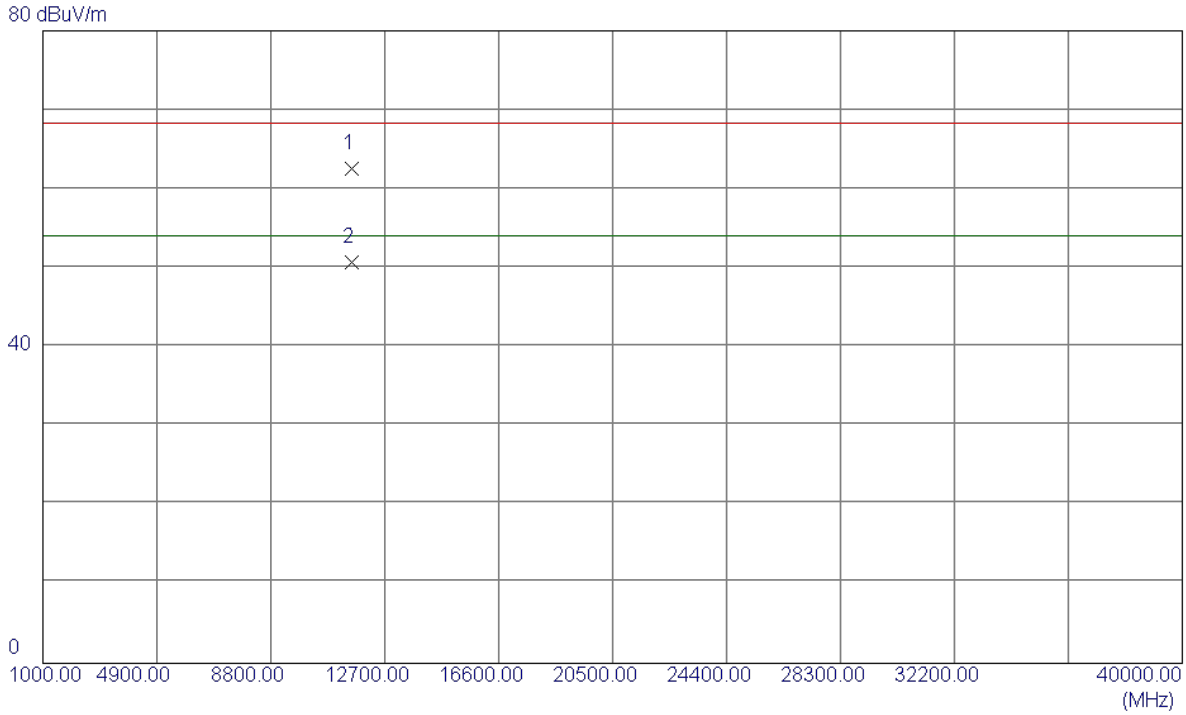

No.	Freq.	Reading Level	Correct Factor	Measure ment	Limit	Margin		
	MHz	dBuV/m	dB	dBuV/m	dBuV/m	dB	Detector	Comment
1	11570.3740	45.44	17.05	62.49	68.30	-5.81	Peak	
2 *	11570.3780	33.63	17.05	50.68	54.00	-3.32	AVG	

Orthogonal Axis:	X
Test Mode:	UNII-3/TX 802.11n(20MHz) Mode 5825MHz

Vertical

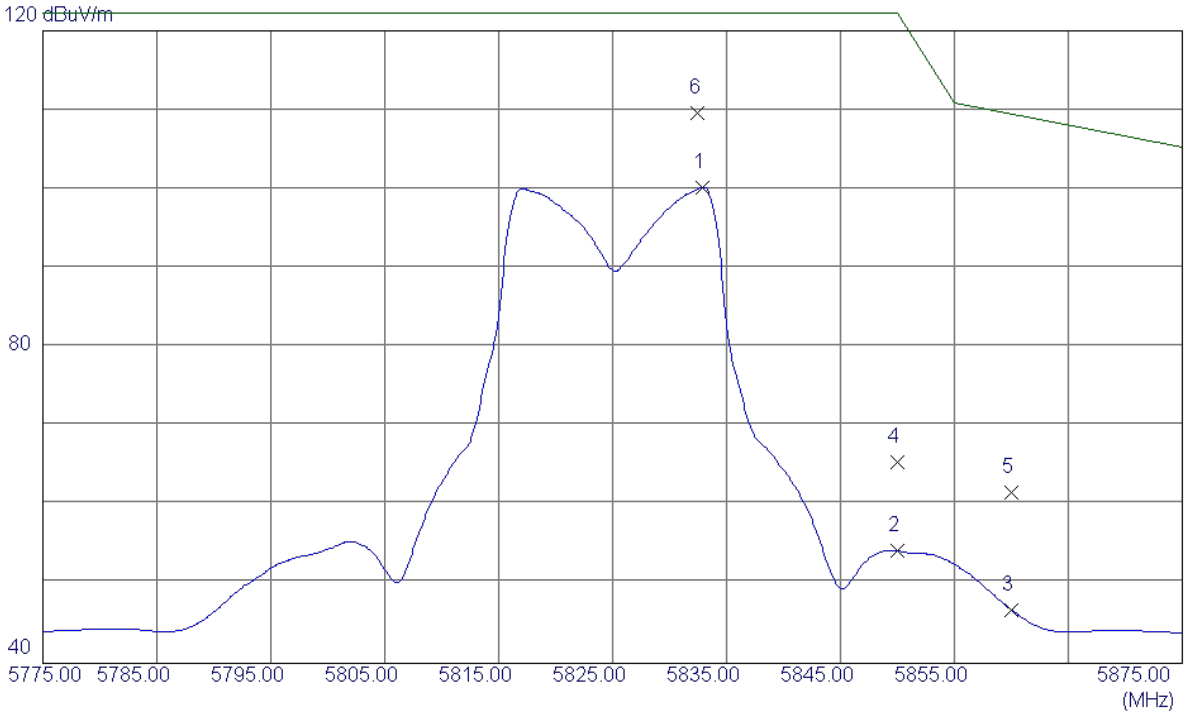

No.	Freq.	Reading Level	Correct Factor	Measure ment	Limit	Margin		
	MHz	dBuV/m	dB	dBuV/m	dBuV/m	dB	Detector	Comment
1	5832.9000	57.61	42.57	100.18	122.30	-22.12	AVG	
2	5850.0000	11.61	42.62	54.23	122.30	-68.07	AVG	
3	5860.0000	4.11	42.65	46.76	109.50	-62.74	AVG	
4	5850.0000	22.79	42.62	65.41	122.30	-56.89	Peak	
5	5860.0000	18.99	42.65	61.64	109.50	-47.86	Peak	
6 *	5832.5000	66.97	42.56	109.53	122.30	-12.77	Peak	

Orthogonal Axis:	X
Test Mode:	UNII-3/TX 802.11n(20MHz) Mode 5825MHz

Vertical

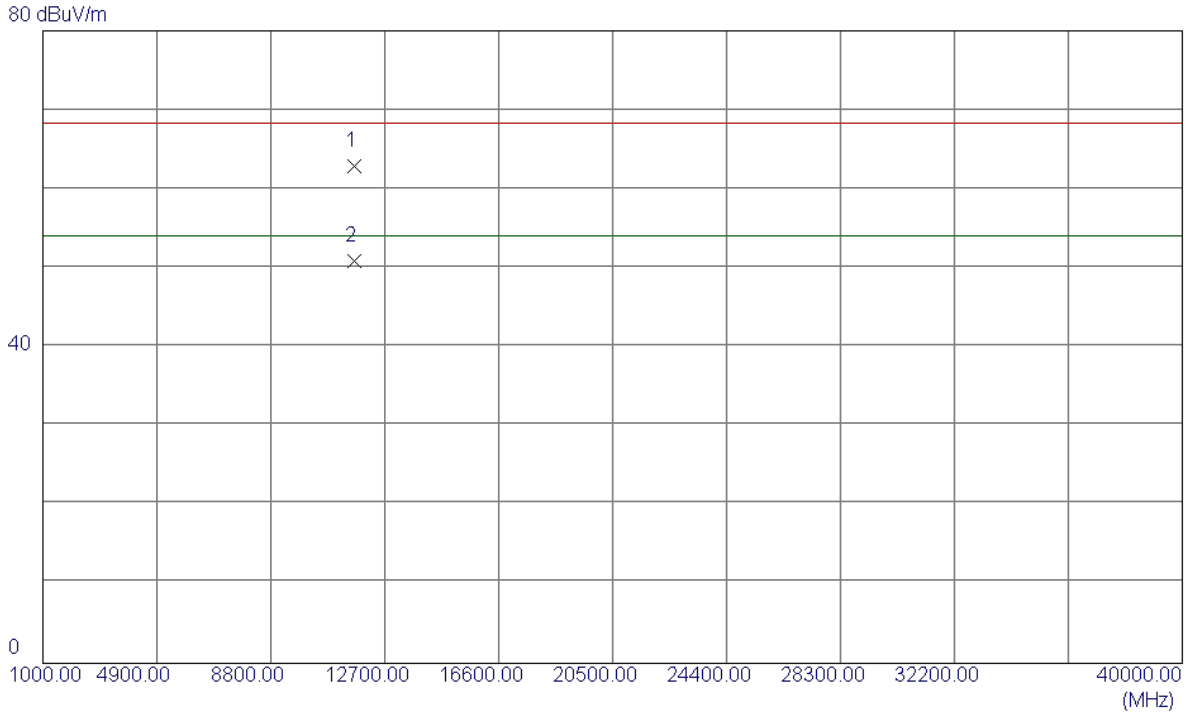

No.	Freq.	Reading Level	Correct Factor	Measure ment	Limit	Margin		
	MHz	dBuV/m	dB	dBuV/m	dBuV/m	dB	Detector	Comment
1	11650.1800	45.69	17.17	62.86	68.30	-5.44	Peak	
2 *	11650.1800	33.77	17.17	50.94	54.00	-3.06	AVG	

Orthogonal Axis:	X
Test Mode:	UNII-3/TX 802.11n(20MHz) Mode 5825MHz

Horizontal

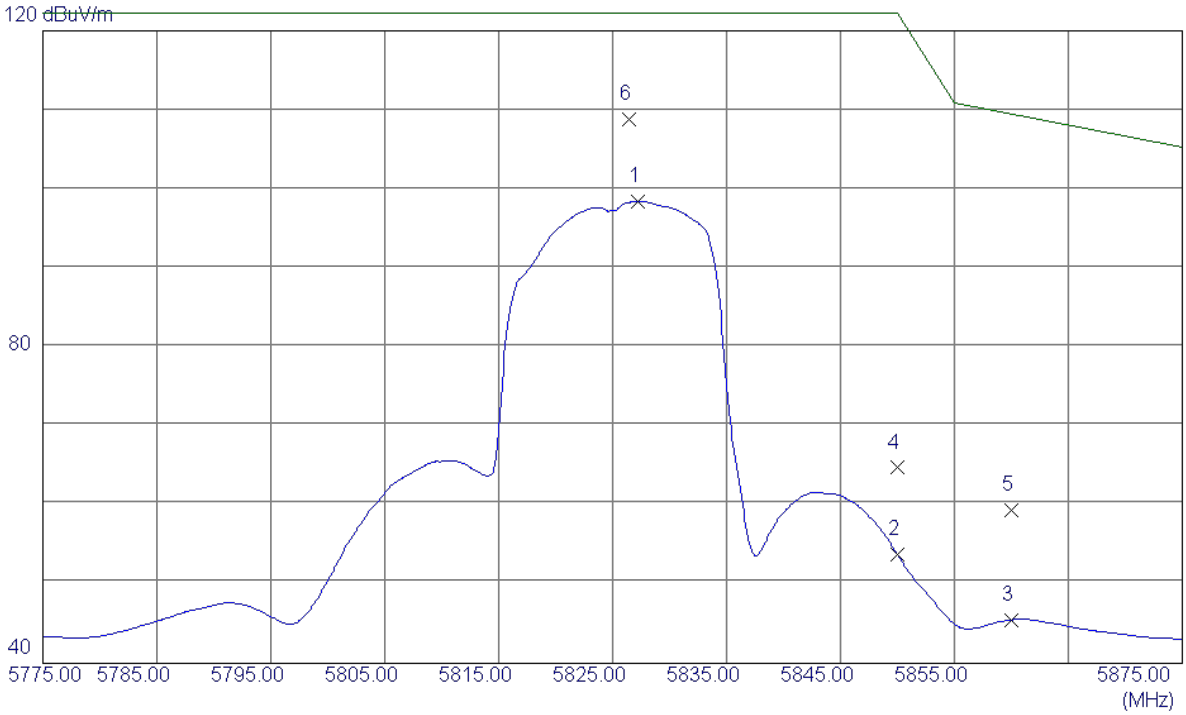

No.	Freq.	Reading Level	Correct Factor	Measure ment	Limit	Margin		
	MHz	dBuV/m	dB	dBuV/m	dBuV/m	dB	Detector	Comment
1	5827.2000	55.89	42.55	98.44	122.30	-23.86	AVG	
2	5850.0000	11.19	42.62	53.81	122.30	-68.49	AVG	
3	5860.0000	2.84	42.65	45.49	109.50	-64.01	AVG	
4	5850.0000	22.10	42.62	64.72	122.30	-57.58	Peak	
5	5860.0000	16.78	42.65	59.43	109.50	-50.07	Peak	
6 *	5826.4000	66.25	42.55	108.80	122.30	-13.50	Peak	

Orthogonal Axis:	X
Test Mode:	UNII-3/TX 802.11n(20MHz) Mode 5825MHz

Horizontal

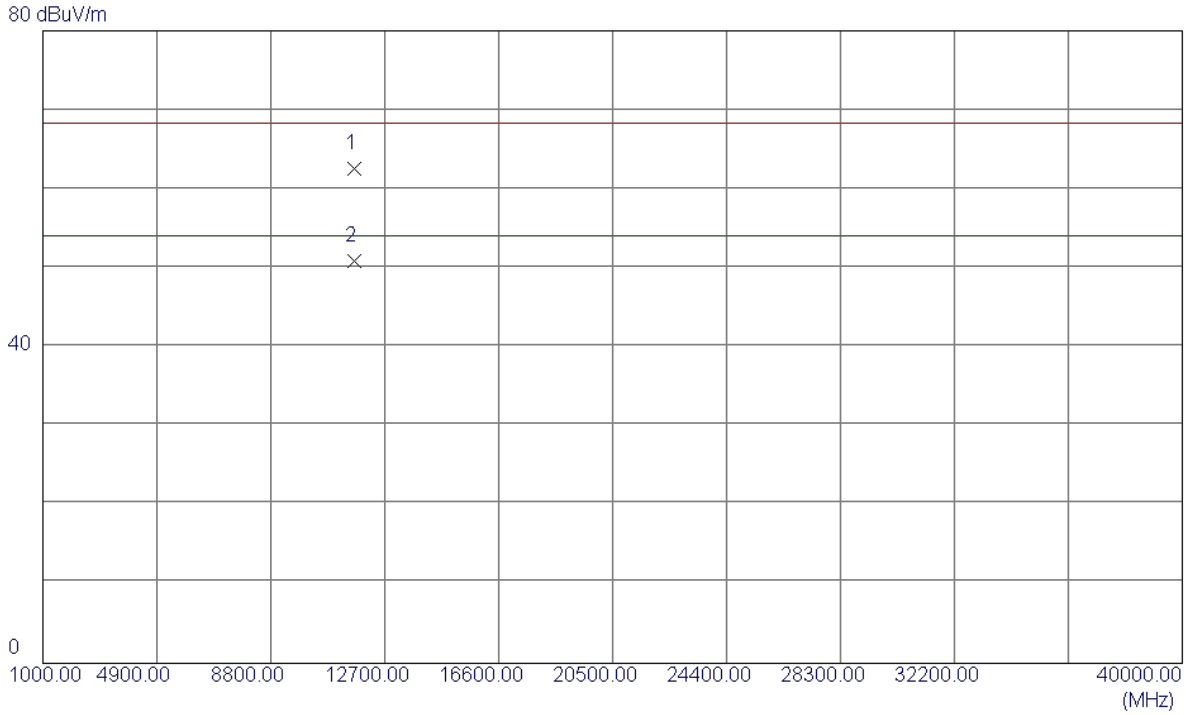

No.	Freq.	Reading Level	Correct Factor	Measure ment	Limit	Margin		
	MHz	dBuV/m	dB	dBuV/m	dBuV/m	dB	Detector	Comment
1	11650.1140	45.37	17.17	62.54	68.30	-5.76	Peak	
2 *	11650.4720	33.67	17.17	50.84	54.00	-3.16	AVG	

Orthogonal Axis:	X
Test Mode:	UNII-3/TX 802.11n(40MHz) 5755MHz

Vertical

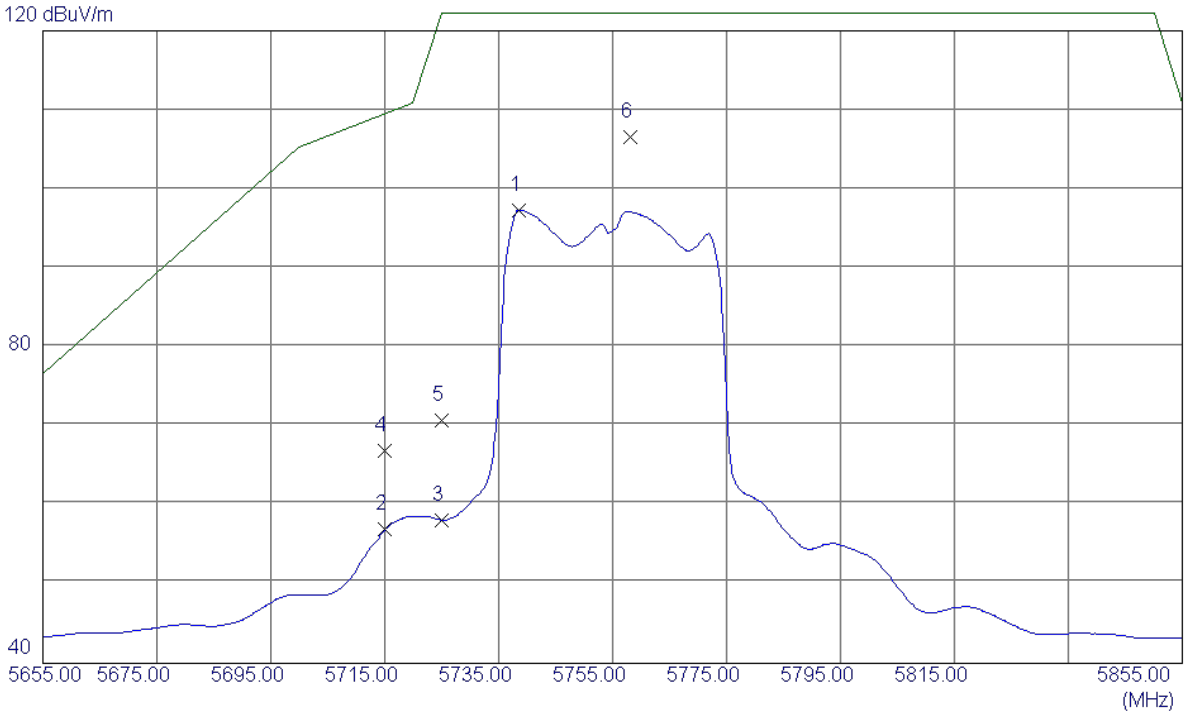

No.	Freq.	Reading Level	Correct Factor	Measure ment	Limit	Margin		
	MHz	dBuV/m	dB	dBuV/m	dBuV/m	dB	Detector	Comment
1	5738.6000	55.03	42.28	97.31	122.30	-24.99	AVG	
2	5715.0000	14.68	42.21	56.89	109.50	-52.61	AVG	
3	5725.0000	15.89	42.24	58.13	122.30	-64.17	AVG	
4	5715.0000	24.71	42.21	66.92	109.50	-42.58	Peak	
5	5725.0000	28.48	42.24	70.72	122.30	-51.58	Peak	
6 *	5758.2000	64.20	42.34	106.54	122.30	-15.76	Peak	

Orthogonal Axis:	X
Test Mode:	UNII-3/TX 802.11n(40MHz) 5755MHz

Vertical

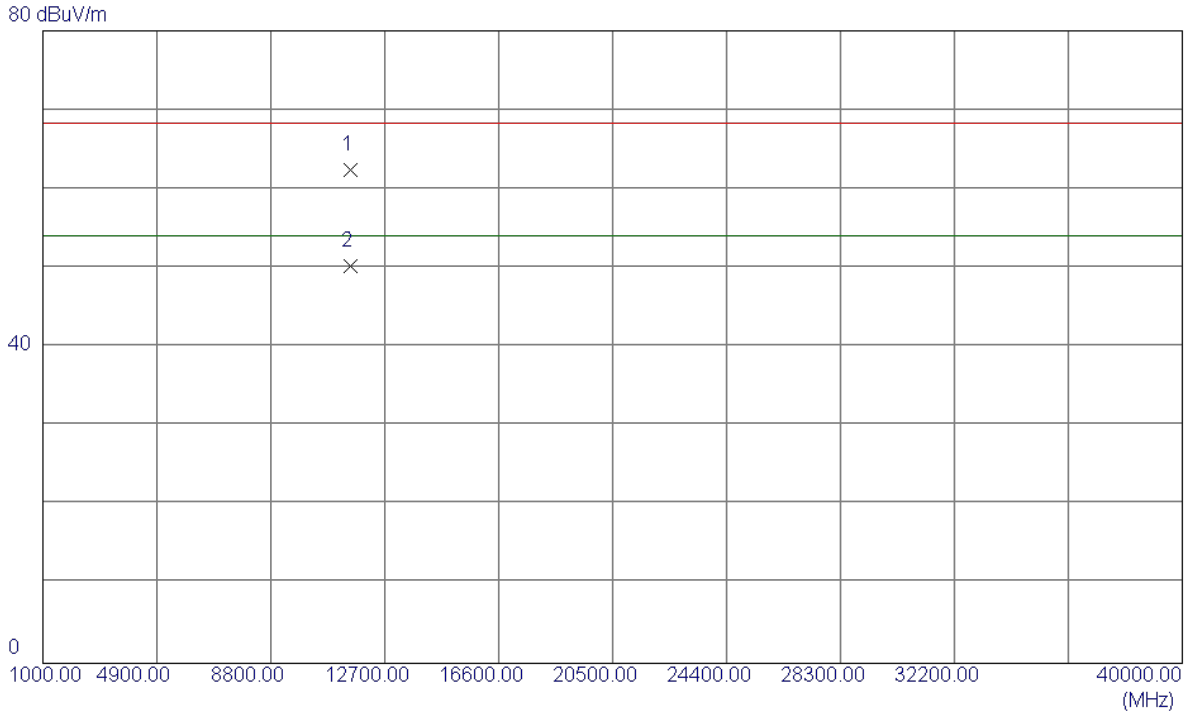

No.	Freq.	Reading Level	Correct Factor	Measure ment	Limit	Margin		
	MHz	dBuV/m	dB	dBuV/m	dBuV/m	dB	Detector	Comment
1	11510.7800	45.44	16.95	62.39	68.30	-5.91	Peak	
2 *	11510.7800	33.30	16.95	50.25	54.00	-3.75	AVG	

Orthogonal Axis:	X
Test Mode:	UNII-3/TX 802.11n(40MHz) 5755MHz

Horizontal

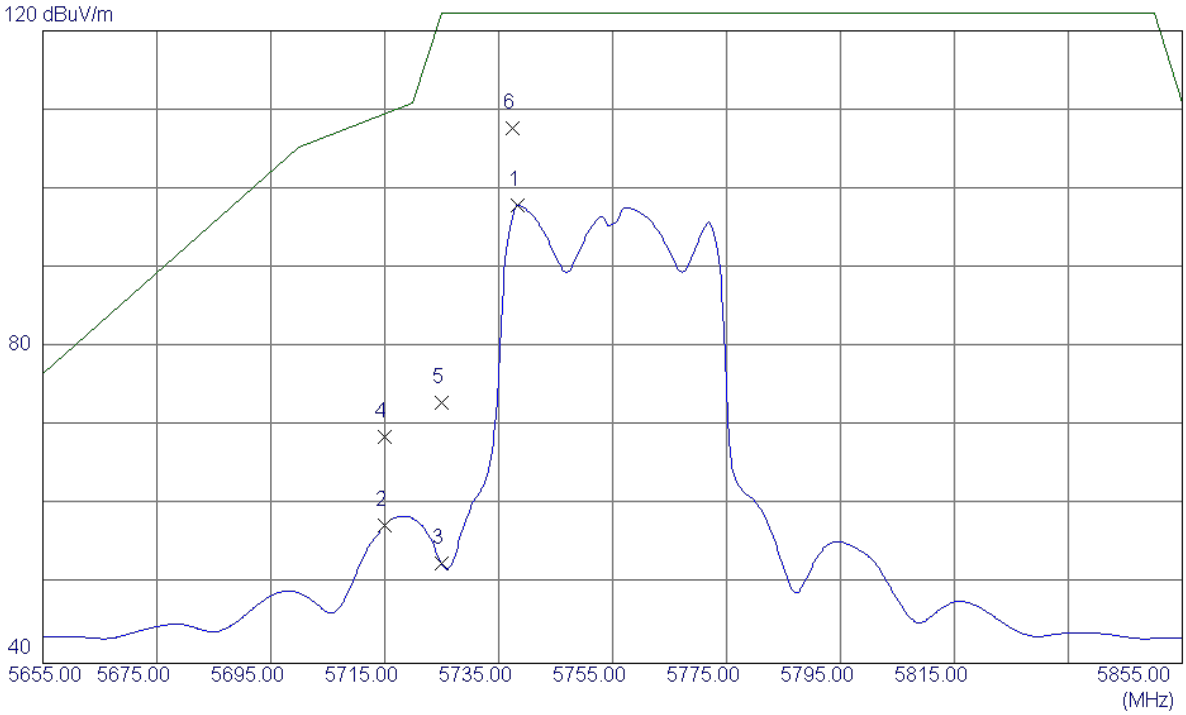

No.	Freq.	Reading Level	Correct Factor	Measure ment	Limit	Margin		
	MHz	dBuV/m	dB	dBuV/m	dBuV/m	dB	Detector	Comment
1	5738.4000	55.70	42.28	97.98	122.30	-24.32	AVG	
2	5715.0000	15.30	42.21	57.51	109.50	-51.99	AVG	
3	5725.0000	10.39	42.24	52.63	122.30	-69.67	AVG	
4	5715.0000	26.49	42.21	68.70	109.50	-40.80	Peak	
5	5725.0000	30.71	42.24	72.95	122.30	-49.35	Peak	
6 *	5737.4000	65.42	42.28	107.70	122.30	-14.60	Peak	

Orthogonal Axis:	X
Test Mode:	UNII-3/TX 802.11n(40MHz) 5755MHz

Horizontal

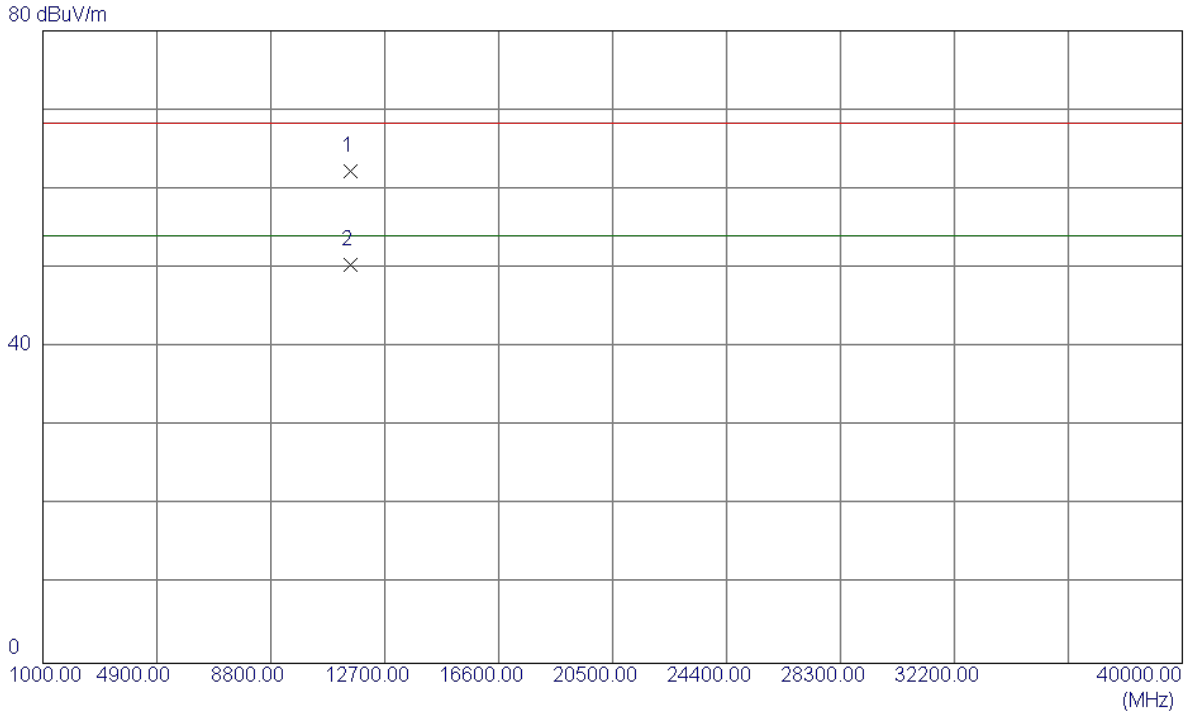

No.	Freq.	Reading Level	Correct Factor	Measure ment	Limit	Margin		
	MHz	dBuV/m	dB	dBuV/m	dBuV/m	dB	Detector	Comment
1	11510.1700	45.23	16.95	62.18	68.30	-6.12	Peak	
2 *	11510.1700	33.51	16.95	50.46	54.00	-3.54	AVG	

Orthogonal Axis:	X
Test Mode:	UNII-3/TX 802.11n(40MHz) 5795MHz

Vertical

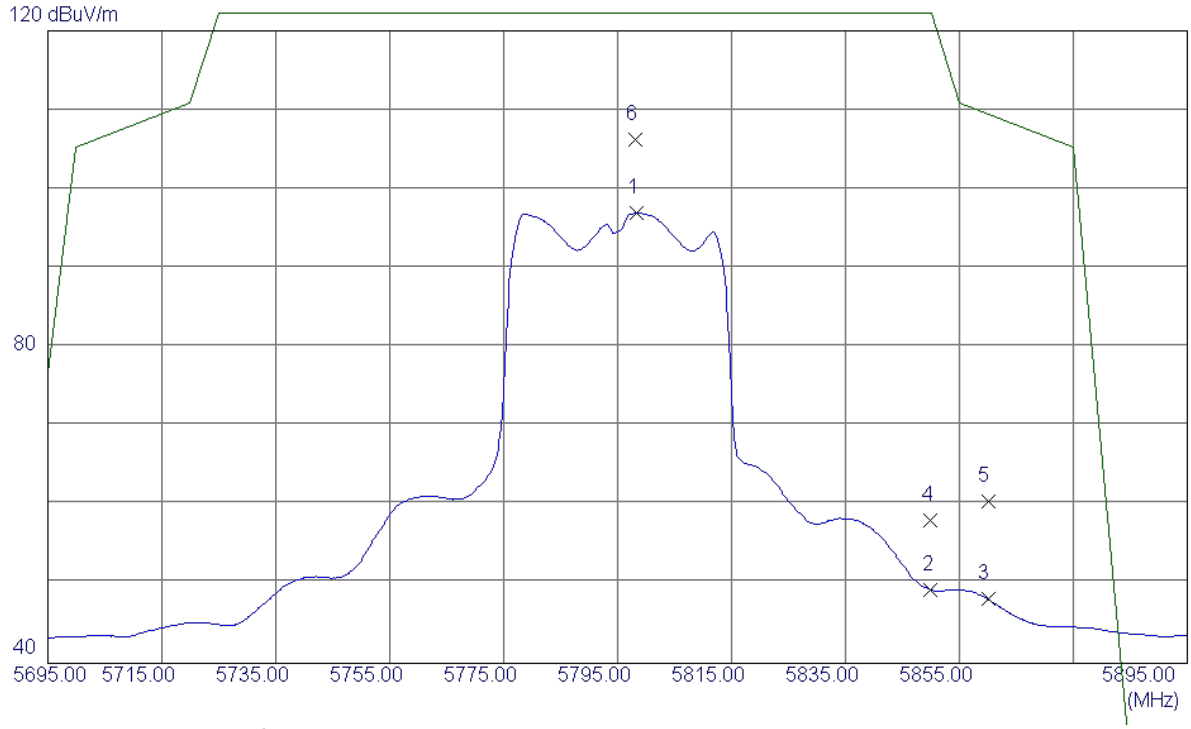

No.	Freq.	Reading Level	Correct Factor	Measure ment	Limit	Margin		
	MHz	dBuV/m	dB	dBuV/m	dBuV/m	dB	Detector	Comment
1	5798.4000	54.45	42.46	96.91	122.30	-25.39	AVG	
2	5850.0000	6.68	42.62	49.30	122.30	-73.00	AVG	
3	5860.0000	5.44	42.65	48.09	109.50	-61.41	AVG	
4	5850.0000	15.41	42.62	58.03	122.30	-64.27	Peak	
5	5860.0000	17.81	42.65	60.46	109.50	-49.04	Peak	
6 *	5798.2000	63.80	42.46	106.26	122.30	-16.04	Peak	

Orthogonal Axis:	X
Test Mode:	UNII-3/TX 802.11n(40MHz) 5795MHz

Vertical

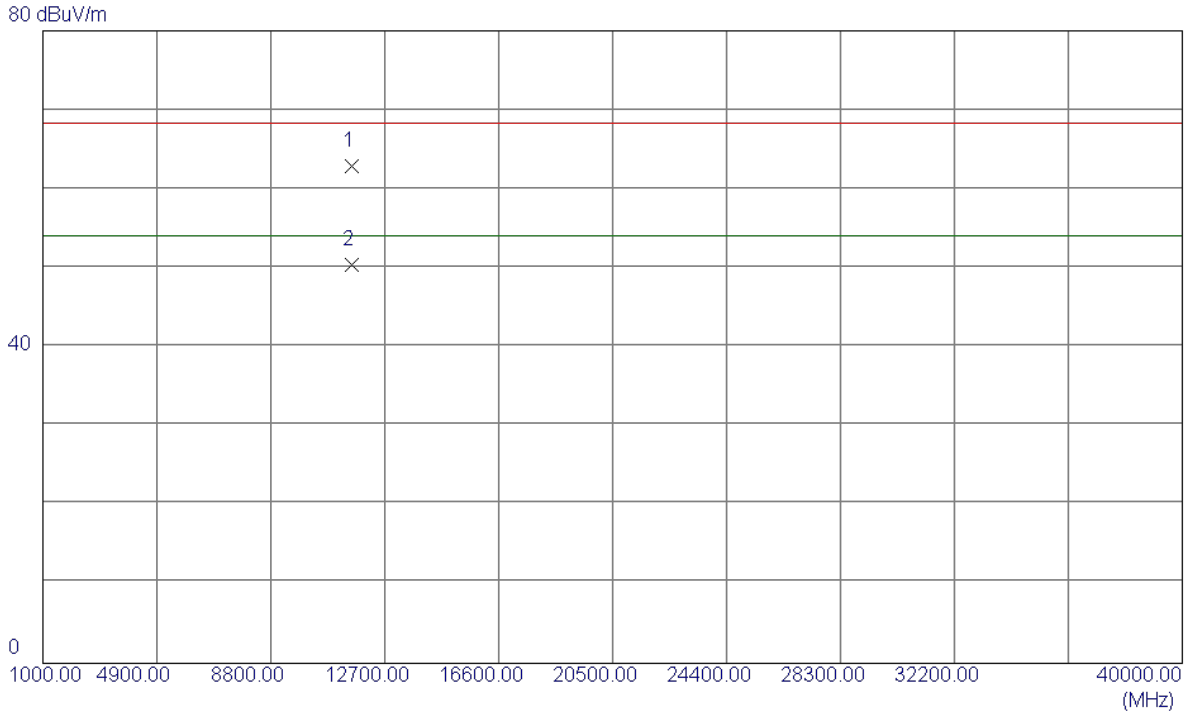

No.	Freq.	Reading Level	Correct Factor	Measure ment	Limit	Margin		
	MHz	dBuV/m	dB	dBuV/m	dBuV/m	dB	Detector	Comment
1	11590.5480	45.79	17.08	62.87	68.30	-5.43	Peak	
2 *	11590.5679	33.38	17.08	50.46	54.00	-3.54	AVG	

Orthogonal Axis:	X
Test Mode:	UNII-3/TX 802.11n(40MHz) 5795MHz

Horizontal

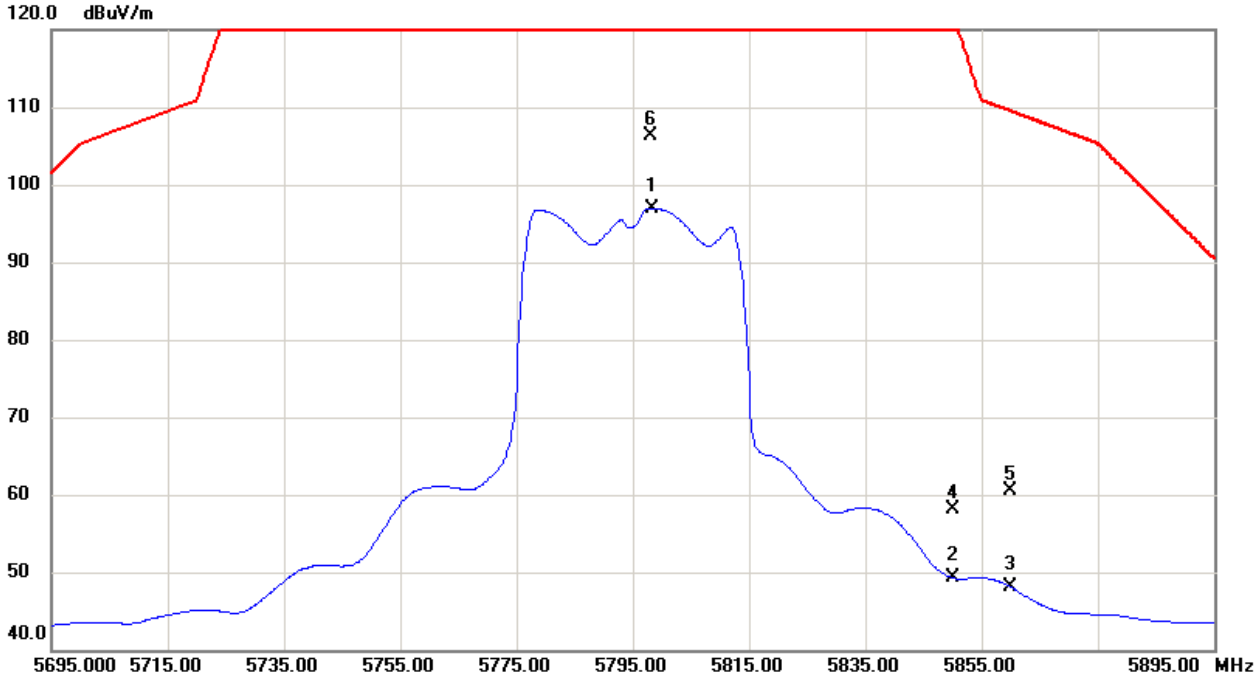

No.	Freq.	Reading Level	Correct Factor	Measure ment	Limit	Margin		
	MHz	dBuV/m	dB	dBuV/m	dBuV/m	dB	Detector	Comment
1	5778.4000	55.44	42.40	97.84	122.30	-24.46	AVG	
2	5850.0000	4.25	42.62	46.87	122.30	-75.43	AVG	
3	5860.0000	4.88	42.65	47.53	109.50	-61.97	AVG	
4	5850.0000	15.49	42.62	58.11	122.30	-64.19	Peak	
5	5860.0000	17.10	42.65	59.75	109.50	-49.75	Peak	
6 *	5777.4000	64.86	42.40	107.26	122.30	-15.04	Peak	

Orthogonal Axis:	X
Test Mode:	UNII-3/TX 802.11n(40MHz) 5795MHz

Horizontal

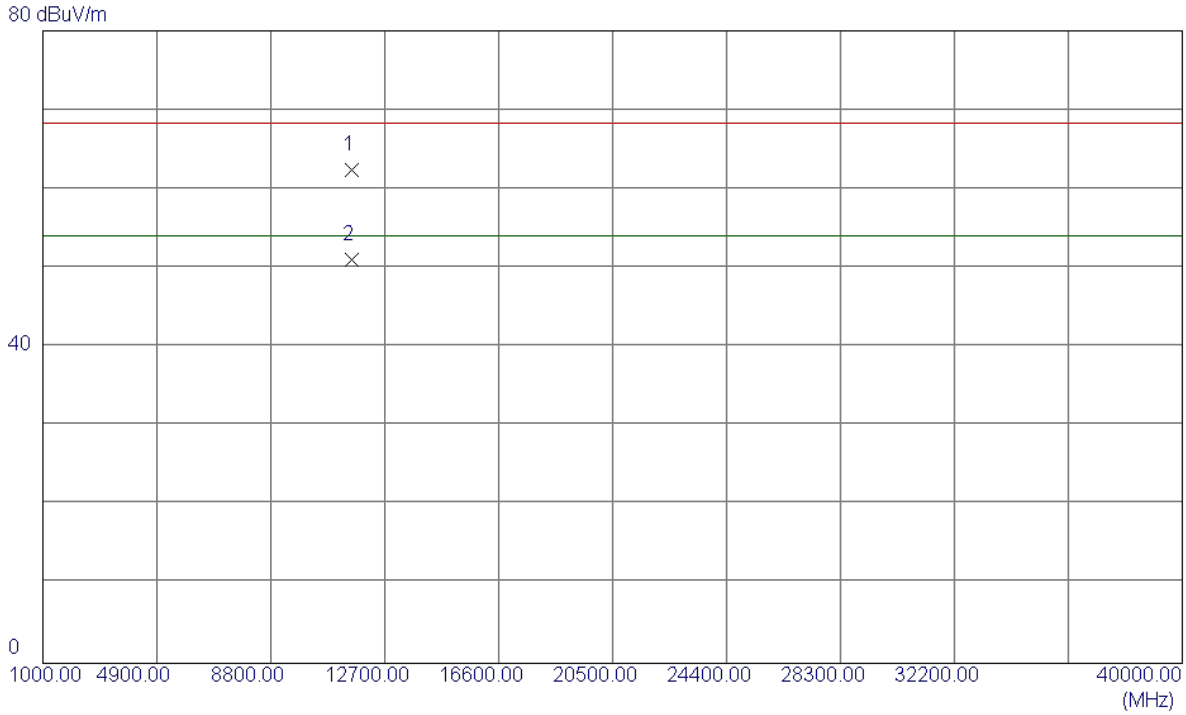

No.	Freq.	Reading Level	Correct Factor	Measure ment	Limit	Margin		
	MHz	dBuV/m	dB	dBuV/m	dBuV/m	dB	Detector	Comment
1	11590.6609	45.25	17.08	62.33	68.30	-5.97	Peak	
2 *	11590.3570	33.89	17.08	50.97	54.00	-3.03	AVG	

Orthogonal Axis:	X
Test Mode:	UNII-1/ TX 802.11ac Wave2(20MHz) 5180MHz

Vertical

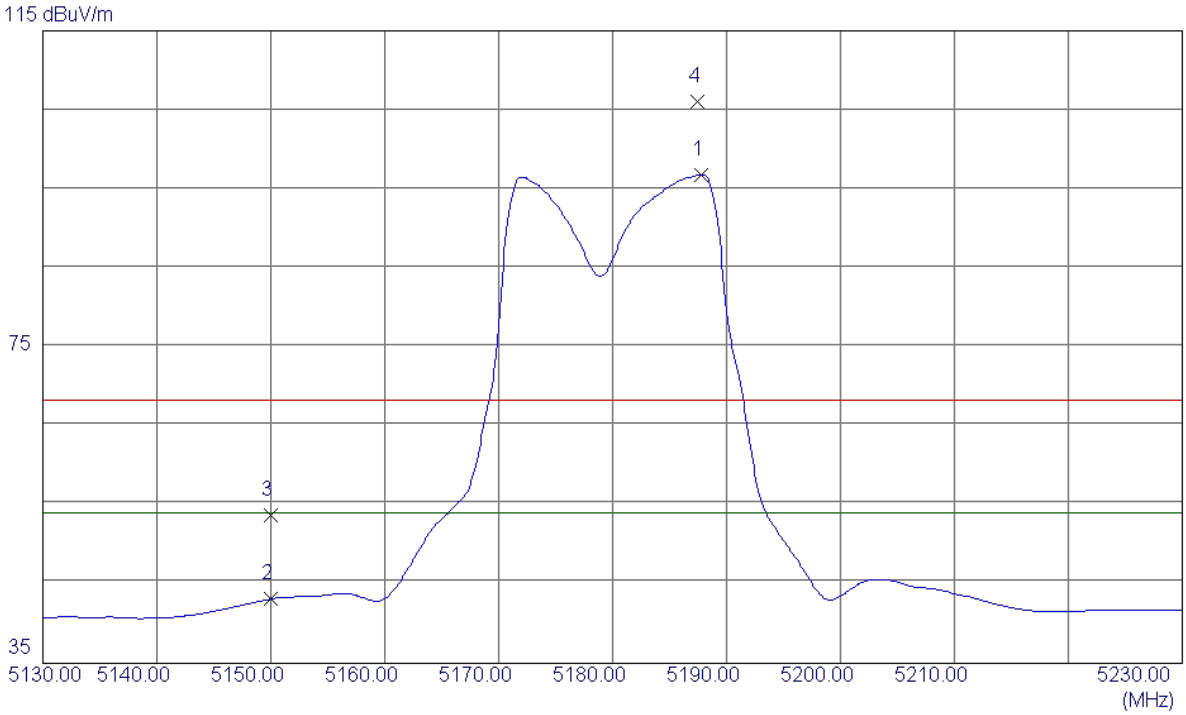

No.	Freq.	Reading Level	Correct Factor	Measure ment	Limit	Margin		
	MHz	dBuV/m	dB	dBuV/m	dBuV/m	dB	Detector	Comment
1 *	5187.8000	56.30	40.53	96.83	54.00	42.83	AVG	No Limit
2	5150.0000	2.73	40.40	43.13	54.00	-10.87	AVG	
3	5150.0000	13.27	40.40	53.67	68.30	-14.63	Peak	
4	5187.5000	65.58	40.53	106.11	68.30	37.81	Peak	No Limit

Orthogonal Axis:	X
Test Mode:	UNII-1/ TX 802.11ac Wave2(20MHz) 5180MHz

Vertical

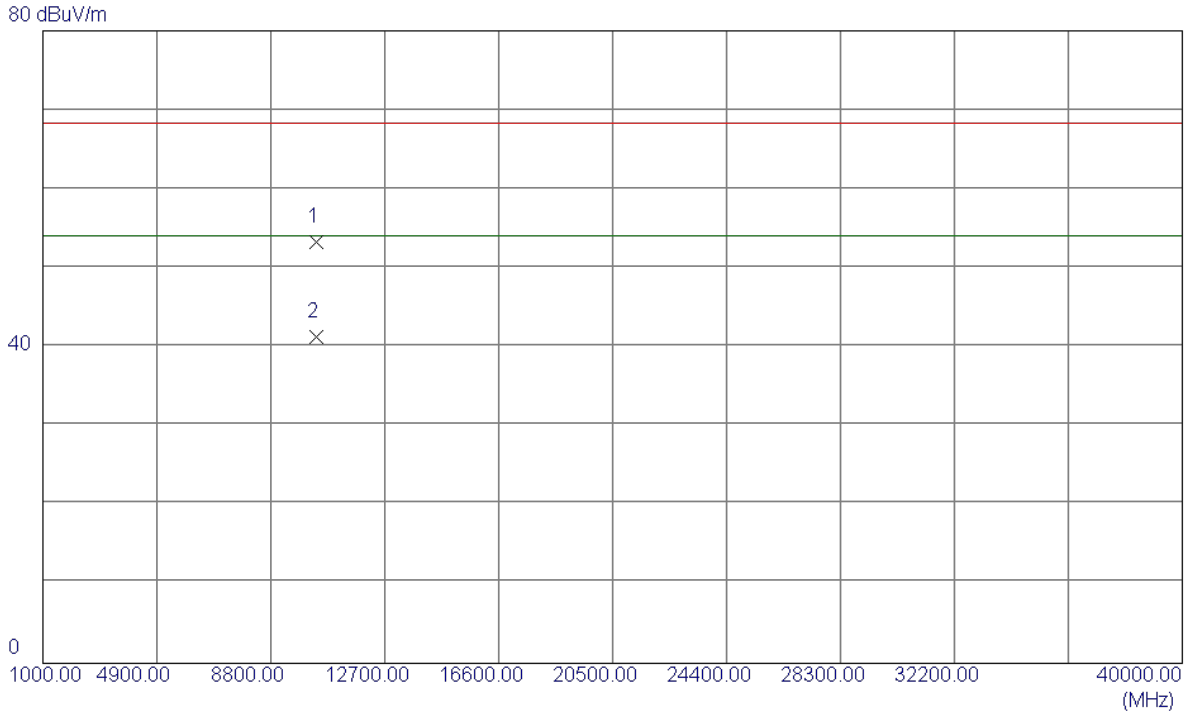

No.	Freq.	Reading Level	Correct Factor	Measure ment	Limit	Margin		
	MHz	dBuV/m	dB	dBuV/m	dBuV/m	dB	Detector	Comment
1	10360.3780	39.46	13.86	53.32	68.30	-14.98	Peak	
2 *	10360.2360	27.37	13.86	41.23	54.00	-12.77	AVG	

Orthogonal Axis:	X
Test Mode:	UNII-1/ TX 802.11ac Wave2(20MHz) 5180MHz

Horizontal

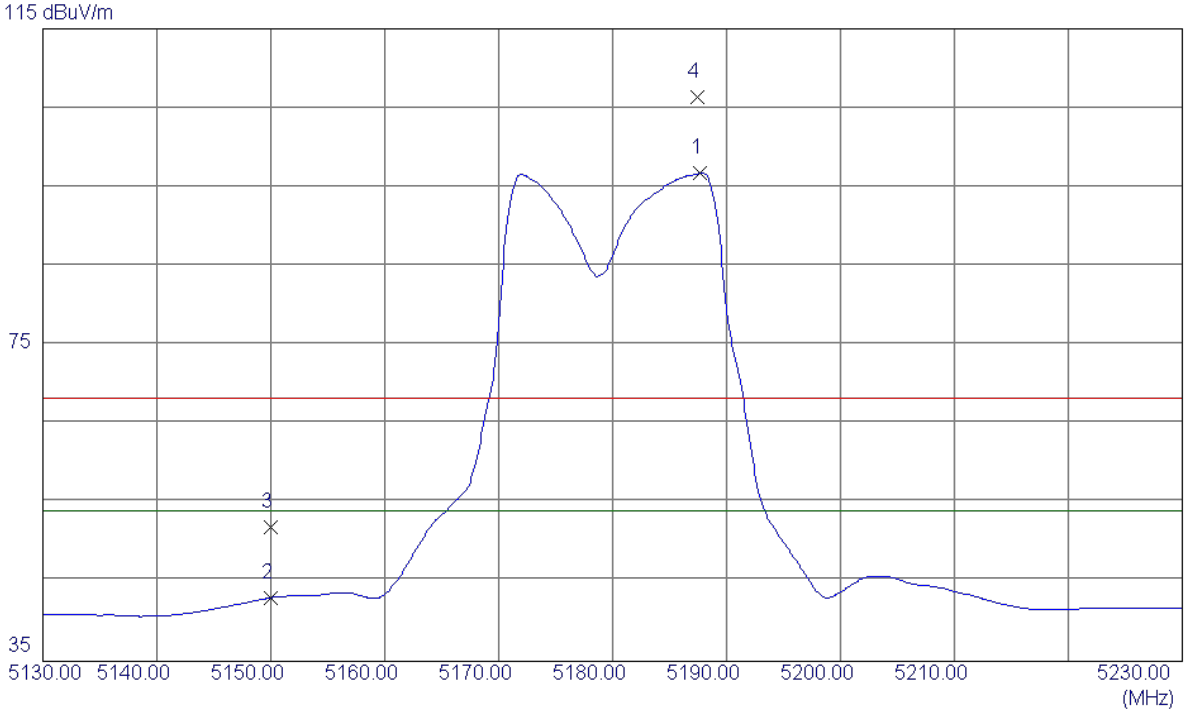

No.	Freq.	Reading Level	Correct Factor	Measure ment	Limit	Margin		
	MHz	dBuV/m	dB	dBuV/m	dBuV/m	dB	Detector	Comment
1 *	5187.7000	56.21	40.53	96.74	54.00	42.74	AVG	No Limit
2	5150.0000	2.63	40.40	43.03	54.00	-10.97	AVG	
3	5150.0000	11.63	40.40	52.03	68.30	-16.27	Peak	
4	5187.4000	65.78	40.53	106.31	68.30	38.01	Peak	No Limit

Orthogonal Axis:	X
Test Mode:	UNII-1/ TX 802.11ac Wave2(20MHz) 5180MHz

Horizontal

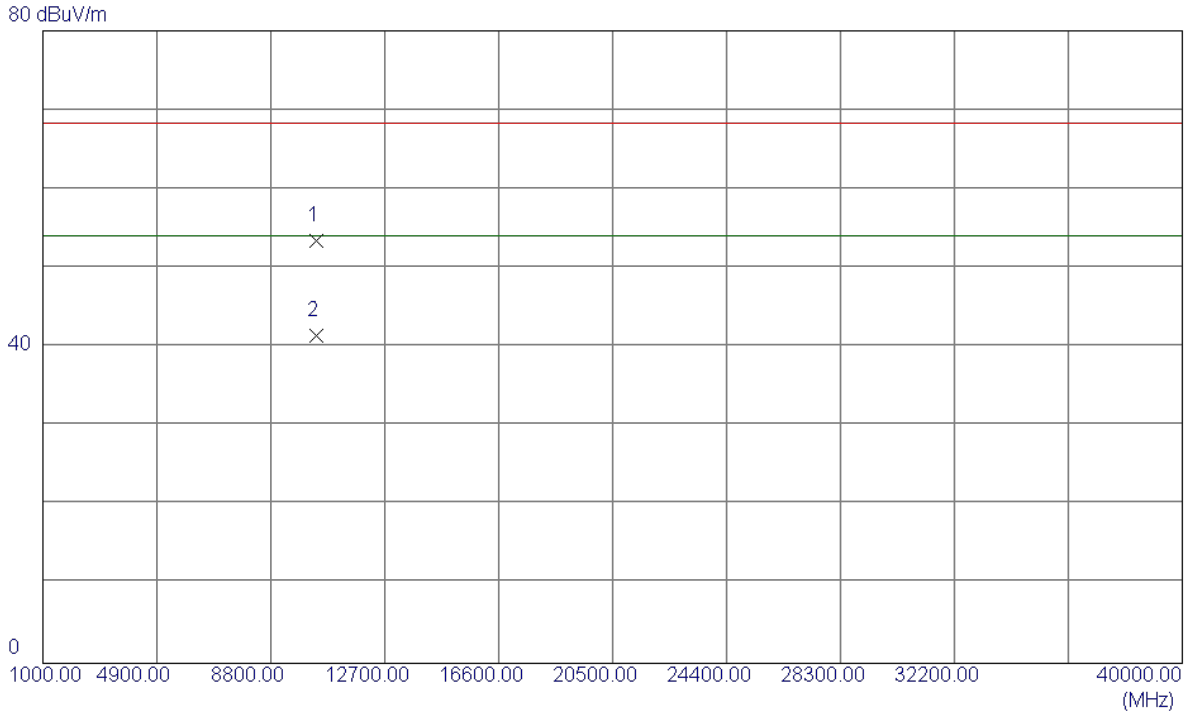

No.	Freq.	Reading Level	Correct Factor	Measure ment	Limit	Margin		
	MHz	dBuV/m	dB	dBuV/m	dBuV/m	dB	Detector	Comment
1	10360.0100	39.55	13.86	53.41	68.30	-14.89	Peak	
2 *	10360.0100	27.57	13.86	41.43	54.00	-12.57	AVG	

Orthogonal Axis:	X
Test Mode:	UNII-1/ TX 802.11ac Wave2(20MHz) 5200MHz

Vertical

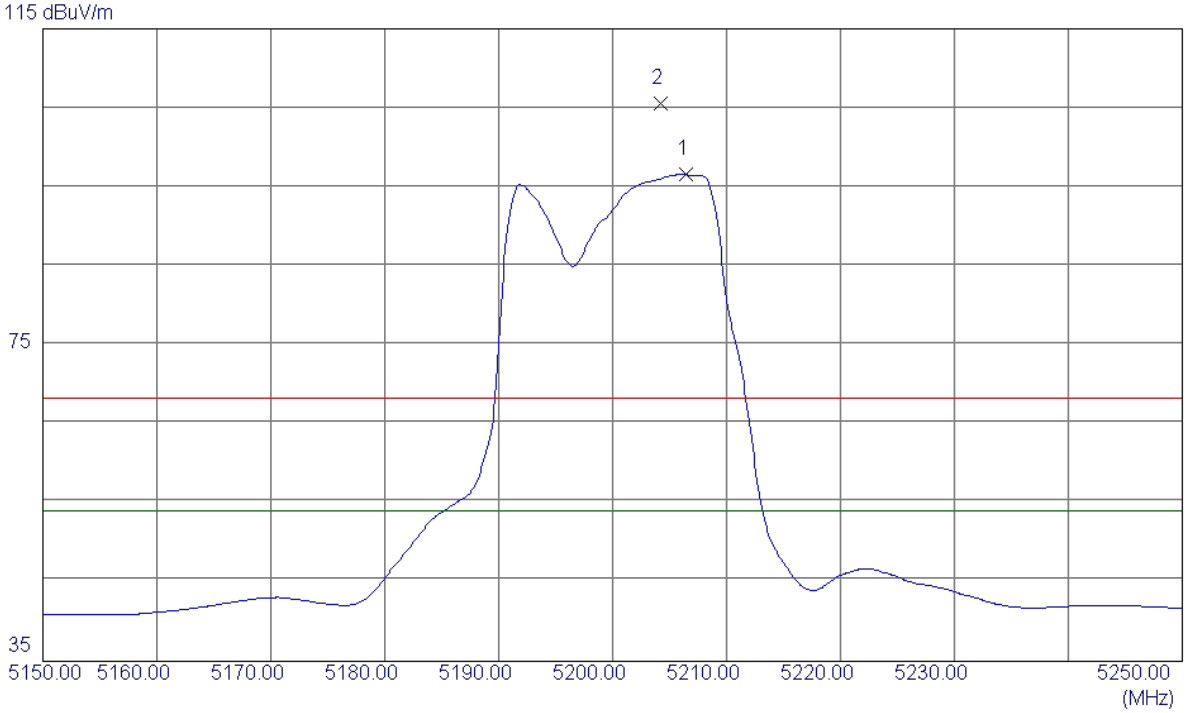

No.	Freq.	Reading Level	Correct Factor	Measure ment	Limit	Margin		
	MHz	dBuV/m	dB	dBuV/m	dBuV/m	dB	Detector	Comment
1 *	5206.4000	55.96	40.59	96.55	54.00	42.55	AVG	No Limit
2	5204.2000	65.02	40.58	105.60	68.30	37.30	Peak	No Limit

Orthogonal Axis:	X
Test Mode:	UNII-1/ TX 802.11ac Wave2(20MHz) 5200MHz

Vertical

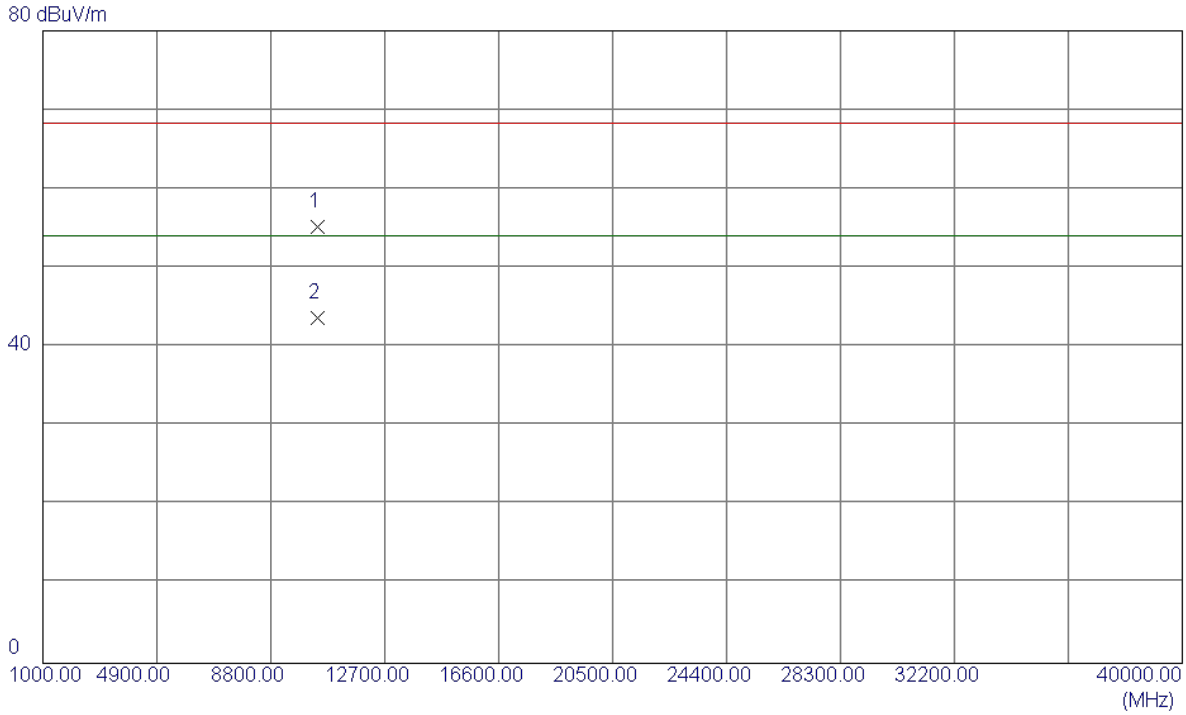

No.	Freq.	Reading Level	Correct Factor	Measure ment	Limit	Margin		
	MHz	dBuV/m	dB	dBuV/m	dBuV/m	dB	Detector	Comment
1	10400.3370	41.38	13.80	55.18	68.30	-13.12	Peak	
2 *	10400.3370	29.83	13.80	43.63	54.00	-10.37	AVG	

Orthogonal Axis:	X
Test Mode:	UNII-1/ TX 802.11ac Wave2(20MHz) 5200MHz

Horizontal

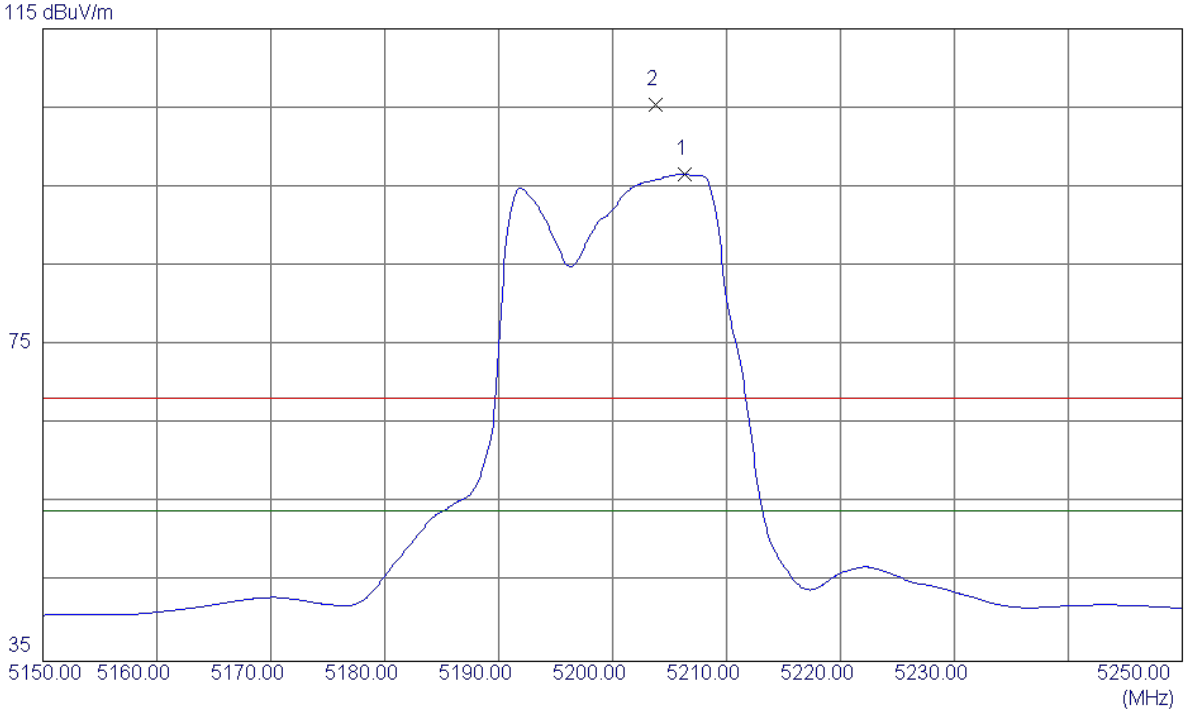

No.	Freq.	Reading Level	Correct Factor	Measure ment	Limit	Margin		
	MHz	dBuV/m	dB	dBuV/m	dBuV/m	dB	Detector	Comment
1 *	5206.3000	55.98	40.59	96.57	54.00	42.57	AVG	No Limit
2	5203.8000	64.88	40.58	105.46	68.30	37.16	Peak	No Limit

Orthogonal Axis:	X
Test Mode:	UNII-1/ TX 802.11ac Wave2(20MHz) 5200MHz

Horizontal

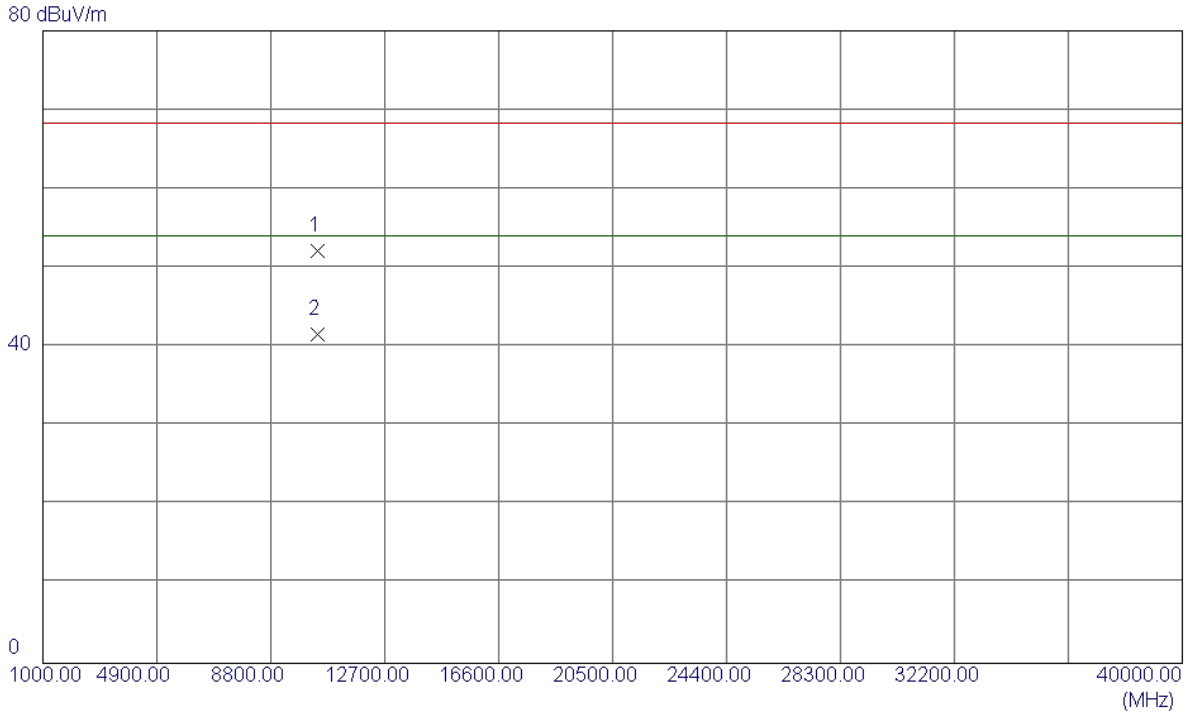

No.	Freq.	Reading Level	Correct Factor	Measure ment	Limit	Margin		
	MHz	dBuV/m	dB	dBuV/m	dBuV/m	dB	Detector	Comment
1	10400.6210	38.33	13.80	52.13	68.30	-16.17	Peak	
2 *	10400.5540	27.74	13.80	41.54	54.00	-12.46	AVG	

Orthogonal Axis:	X
Test Mode:	UNII-1/ TX 802.11ac Wave2(20MHz) 5240MHz

Vertical

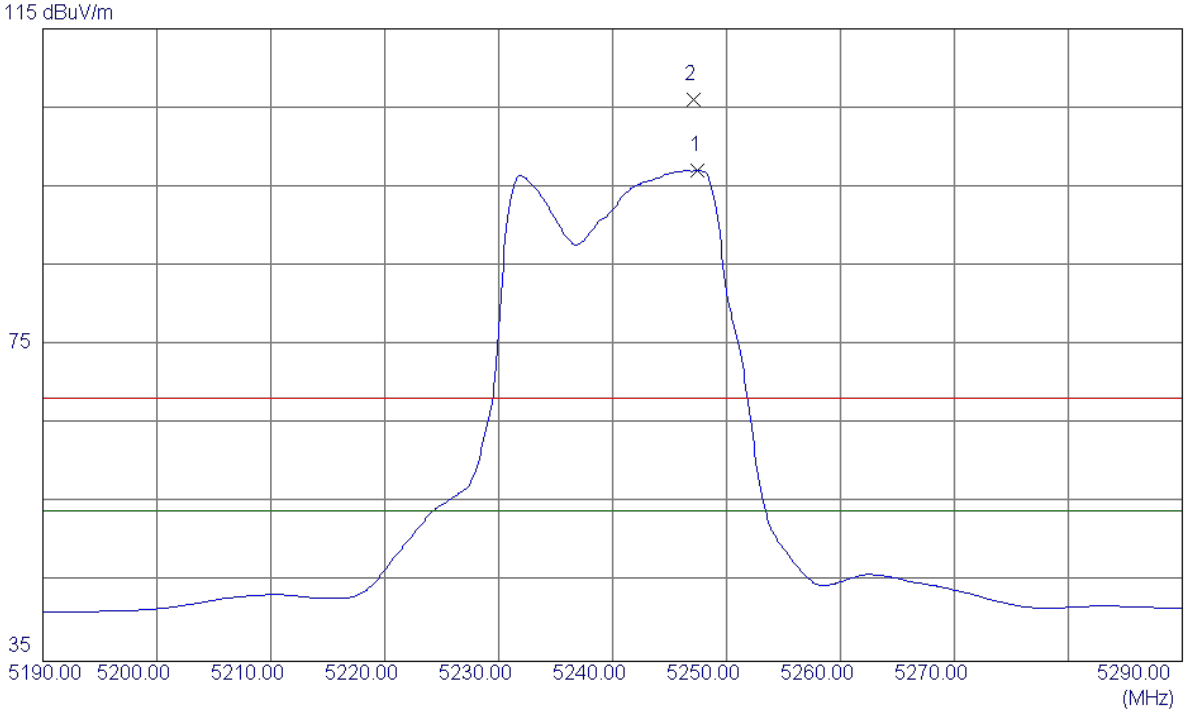

No.	Freq.	Reading Level	Correct Factor	Measure ment	Limit	Margin		
	MHz	dBuV/m	dB	dBuV/m	dBuV/m	dB	Detector	Comment
1 *	5247.5000	56.31	40.73	97.04	54.00	43.04	AVG	No Limit
2	5247.1000	65.25	40.73	105.98	68.30	37.68	Peak	No Limit

Orthogonal Axis:	X
Test Mode:	UNII-1/ TX 802.11ac Wave2(20MHz) 5240MHz

Vertical

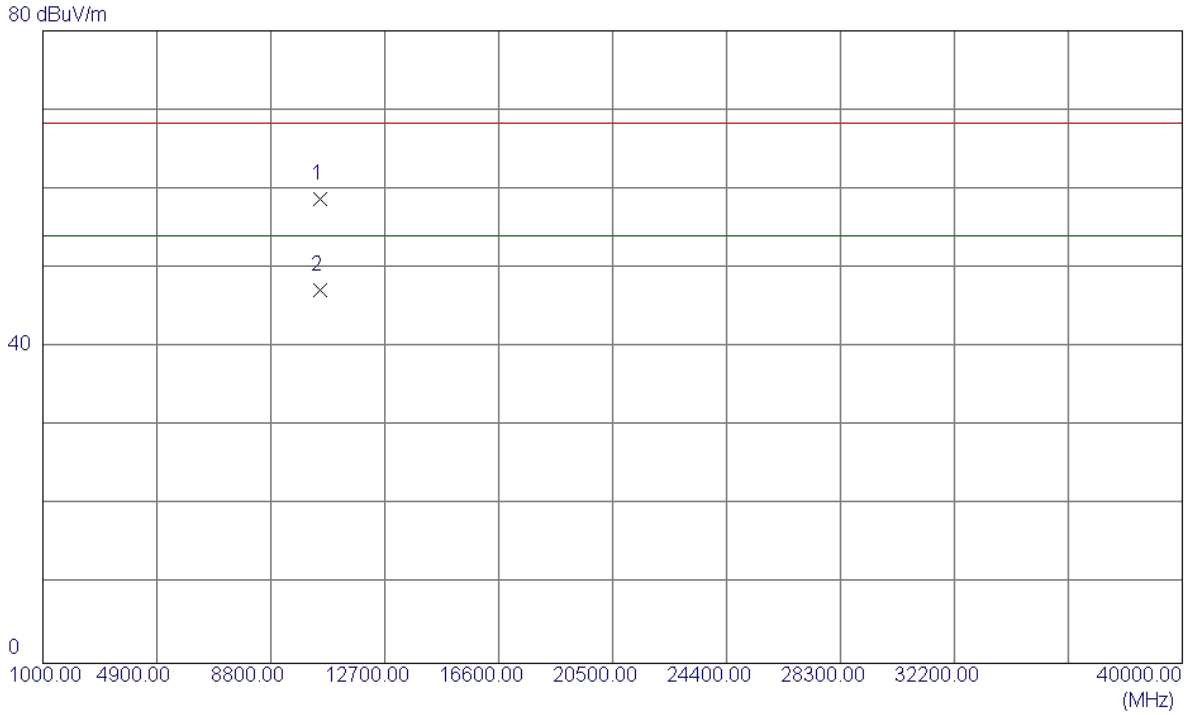

No.	Freq.	Reading Level	Correct Factor	Measure ment	Limit	Margin		
	MHz	dBuV/m	dB	dBuV/m	dBuV/m	dB	Detector	Comment
1	10480.6220	45.01	13.69	58.70	68.30	-9.60	Peak	
2 *	10480.1230	33.47	13.69	47.16	54.00	-6.84	AVG	

Orthogonal Axis:	X
Test Mode:	UNII-1/ TX 802.11ac Wave2(20MHz) 5240MHz

Horizontal

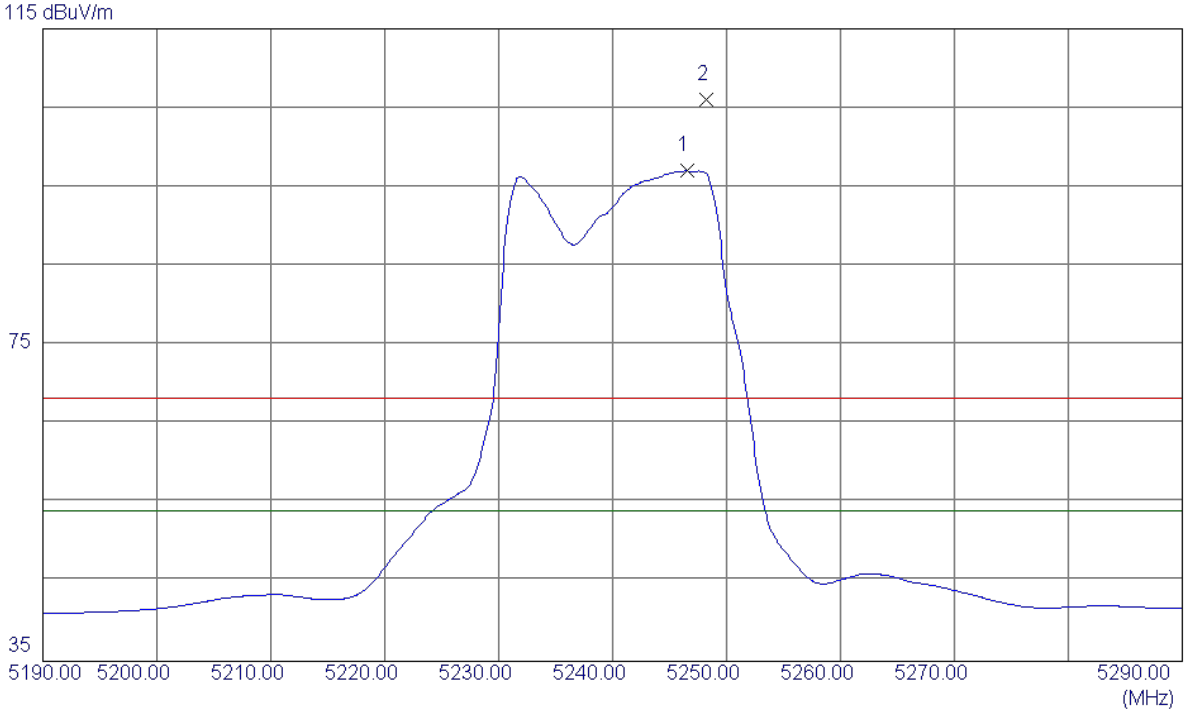

No.	Freq.	Reading Level	Correct Factor	Measure ment	Limit	Margin		
	MHz	dBuV/m	dB	dBuV/m	dBuV/m	dB	Detector	Comment
1 *	5246.5000	56.30	40.72	97.02	54.00	43.02	AVG	No Limit
2	5248.2000	65.36	40.73	106.09	68.30	37.79	Peak	No Limit

Orthogonal Axis:	X
Test Mode:	UNII-1/ TX 802.11ac Wave2(20MHz) 5240MHz

Horizontal

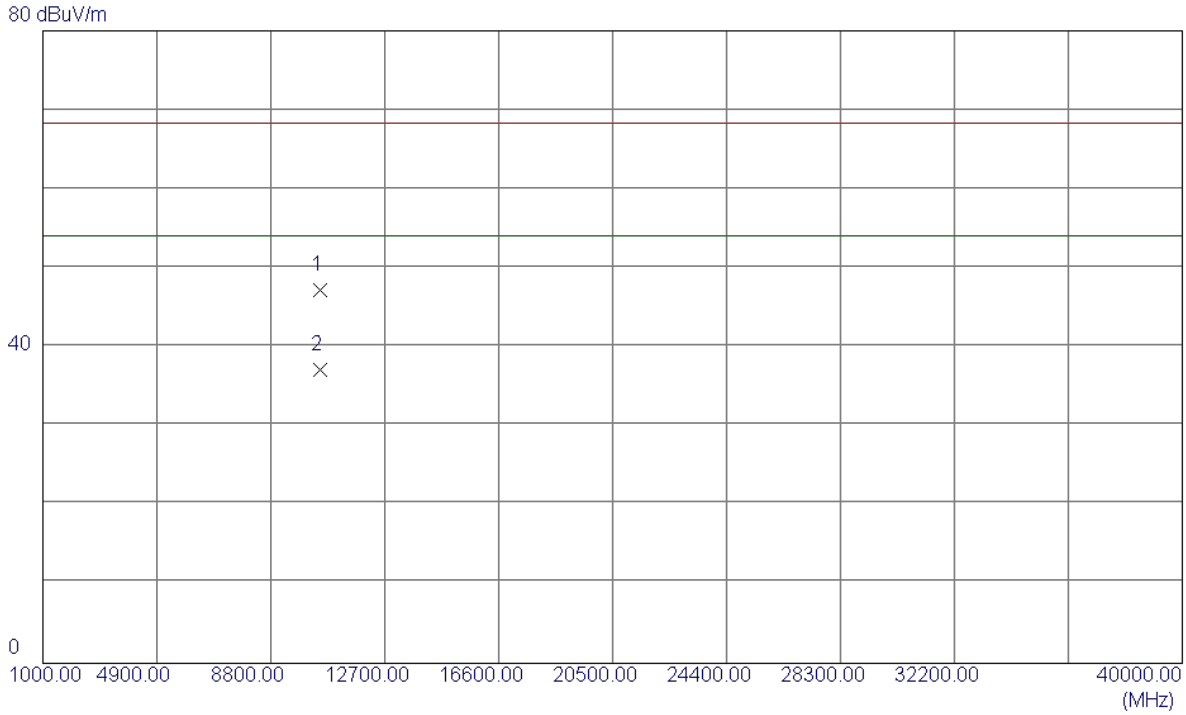

No.	Freq.	Reading Level	Correct Factor	Measure ment	Limit	Margin		
	MHz	dBuV/m	dB	dBuV/m	dBuV/m	dB	Detector	Comment
1	10480.4790	33.58	13.69	47.27	68.30	-21.03	Peak	
2 *	10480.0830	23.38	13.69	37.07	54.00	-16.93	AVG	

Orthogonal Axis:	X
Test Mode:	UNII-1/ TX 802.11ac Wave2(40MHz) Mode 5190MHz

Vertical

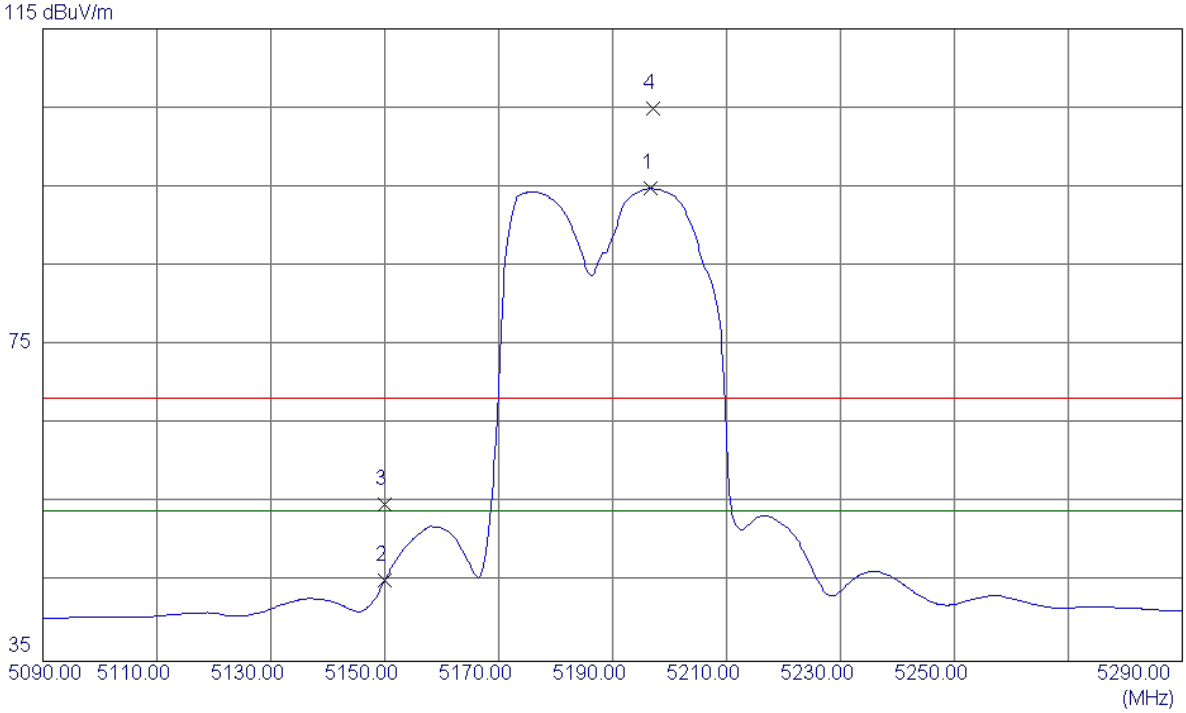

No.	Freq.	Reading Level	Correct Factor	Measure ment	Limit	Margin		
	MHz	dBuV/m	dB	dBuV/m	dBuV/m	dB	Detector	Comment
1 *	5196.6000	54.23	40.56	94.79	54.00	40.79	AVG	No Limit
2	5150.0000	4.87	40.40	45.27	54.00	-8.73	AVG	
3	5150.0000	14.41	40.40	54.81	68.30	-13.49	Peak	
4	5197.2000	64.31	40.56	104.87	68.30	36.57	Peak	No Limit

Orthogonal Axis:	X
Test Mode:	UNII-1/ TX 802.11ac Wave2(40MHz) Mode 5190MHz

Vertical

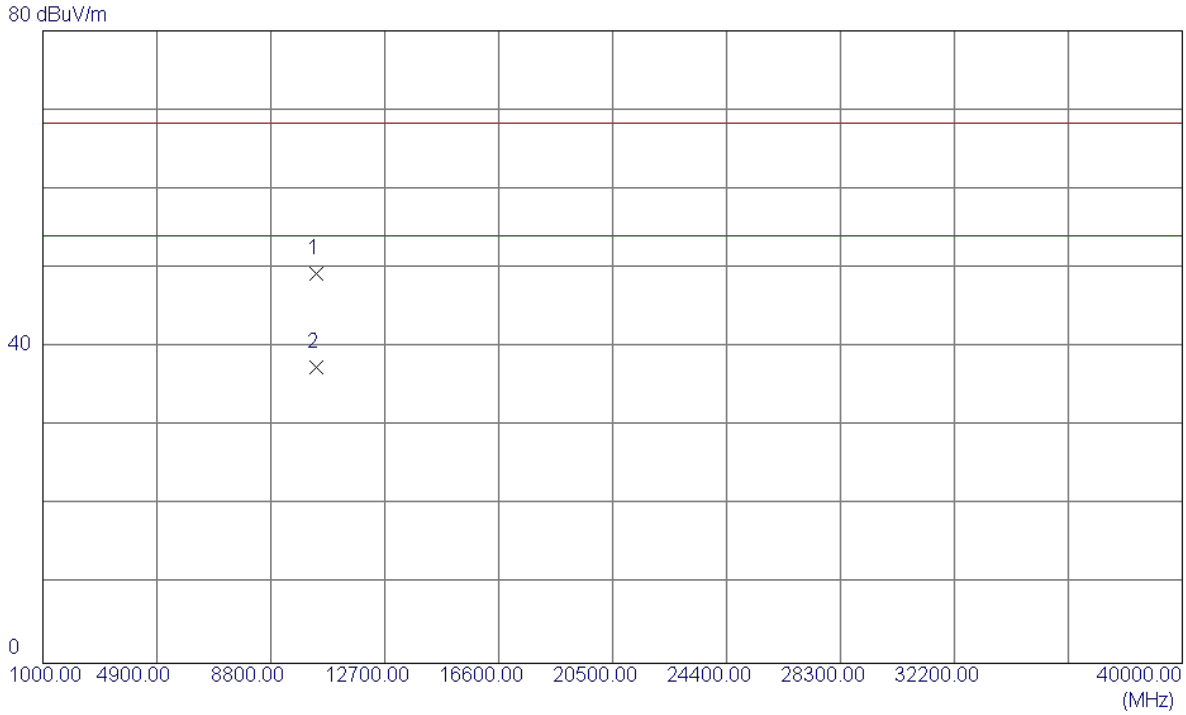

No.	Freq.	Reading Level	Correct Factor	Measure ment	Limit	Margin		
	MHz	dBuV/m	dB	dBuV/m	dBuV/m	dB	Detector	Comment
1	10380.3099	35.45	13.83	49.28	68.30	-19.02	Peak	
2 *	10380.3099	23.63	13.83	37.46	54.00	-16.54	AVG	

Orthogonal Axis:	X
Test Mode:	UNII-1/ TX 802.11ac Wave2(40MHz) Mode 5190MHz

Horizontal

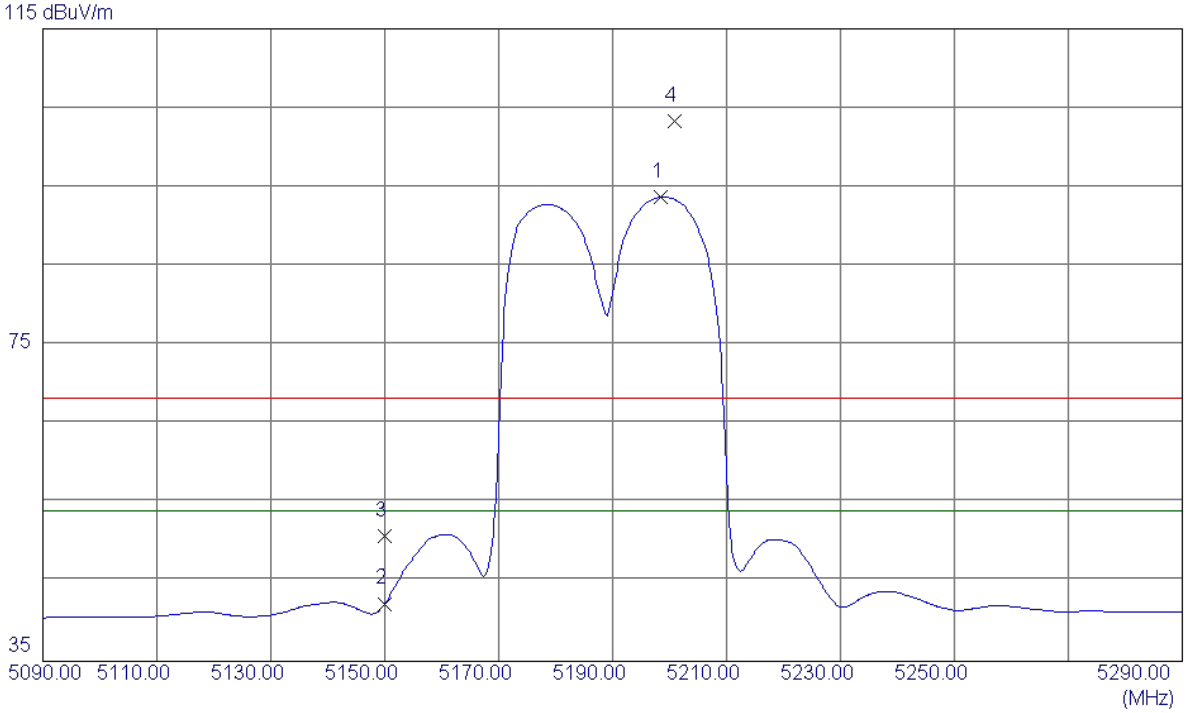

No.	Freq.	Reading Level	Correct Factor	Measure ment	Limit	Margin		
	MHz	dBuV/m	dB	dBuV/m	dBuV/m	dB	Detector	Comment
1 *	5198.4000	53.13	40.56	93.69	54.00	39.69	AVG	No Limit
2	5150.0000	1.88	40.40	42.28	54.00	-11.72	AVG	
3	5150.0000	10.41	40.40	50.81	68.30	-17.49	Peak	
4	5200.8000	62.74	40.57	103.31	68.30	35.01	Peak	No Limit

Orthogonal Axis:	X
Test Mode:	UNII-1/ TX 802.11ac Wave2(40MHz) Mode 5190MHz

Horizontal

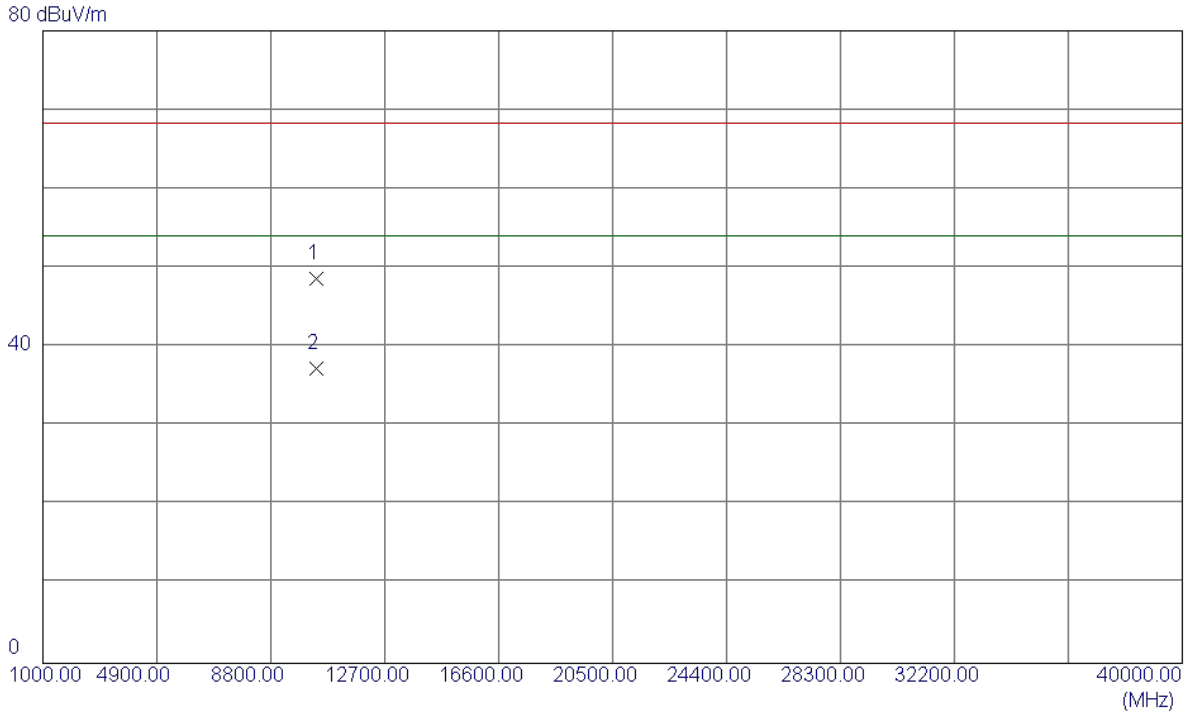

No.	Freq.	Reading Level	Correct Factor	Measure ment	Limit	Margin		
	MHz	dBuV/m	dB	dBuV/m	dBuV/m	dB	Detector	Comment
1	10381.5590	34.82	13.83	48.65	68.30	-19.65	Peak	
2 *	10381.3640	23.46	13.83	37.29	54.00	-16.71	AVG	

Orthogonal Axis:	X
Test Mode:	UNII-1/ TX 802.11ac Wave2(40MHz) Mode 5230MHz

Vertical

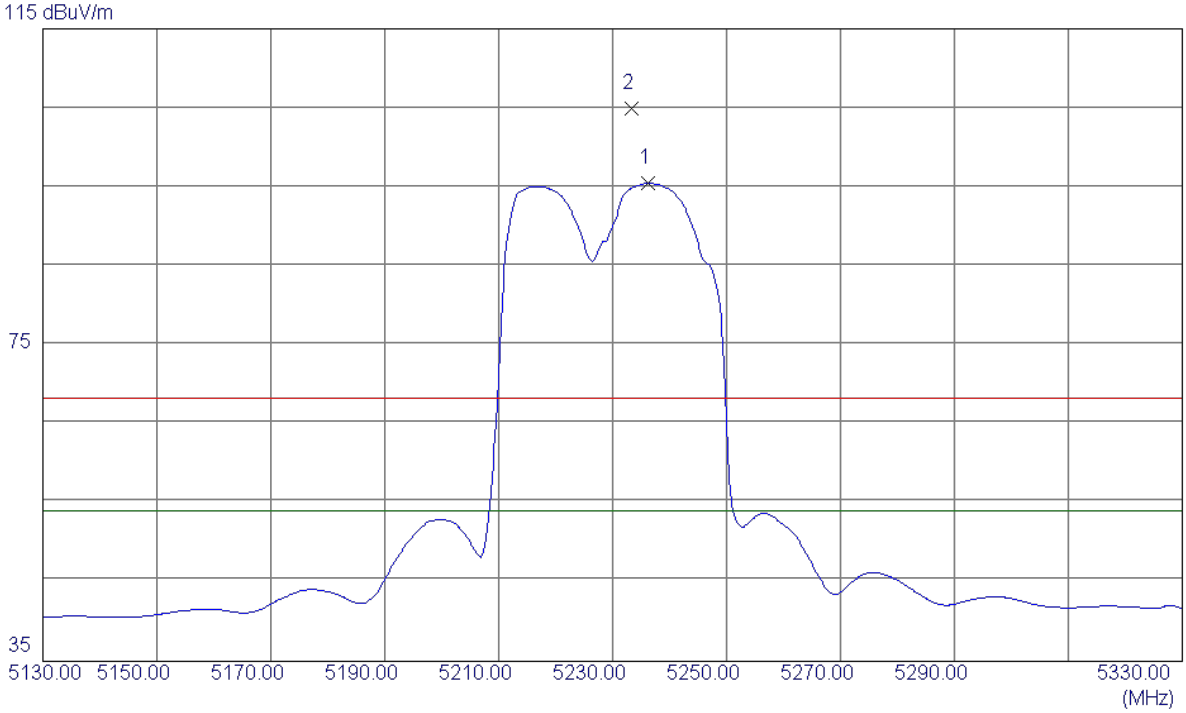

No.	Freq.	Reading Level	Correct Factor	Measure ment	Limit	Margin		
	MHz	dBuV/m	dB	dBuV/m	dBuV/m	dB	Detector	Comment
1 *	5236.2000	54.78	40.69	95.47	54.00	41.47	AVG	No Limit
2	5233.4000	64.17	40.68	104.85	68.30	36.55	Peak	No Limit

Orthogonal Axis:	X
Test Mode:	UNII-1/ TX 802.11ac Wave2(40MHz) Mode 5230MHz

Vertical

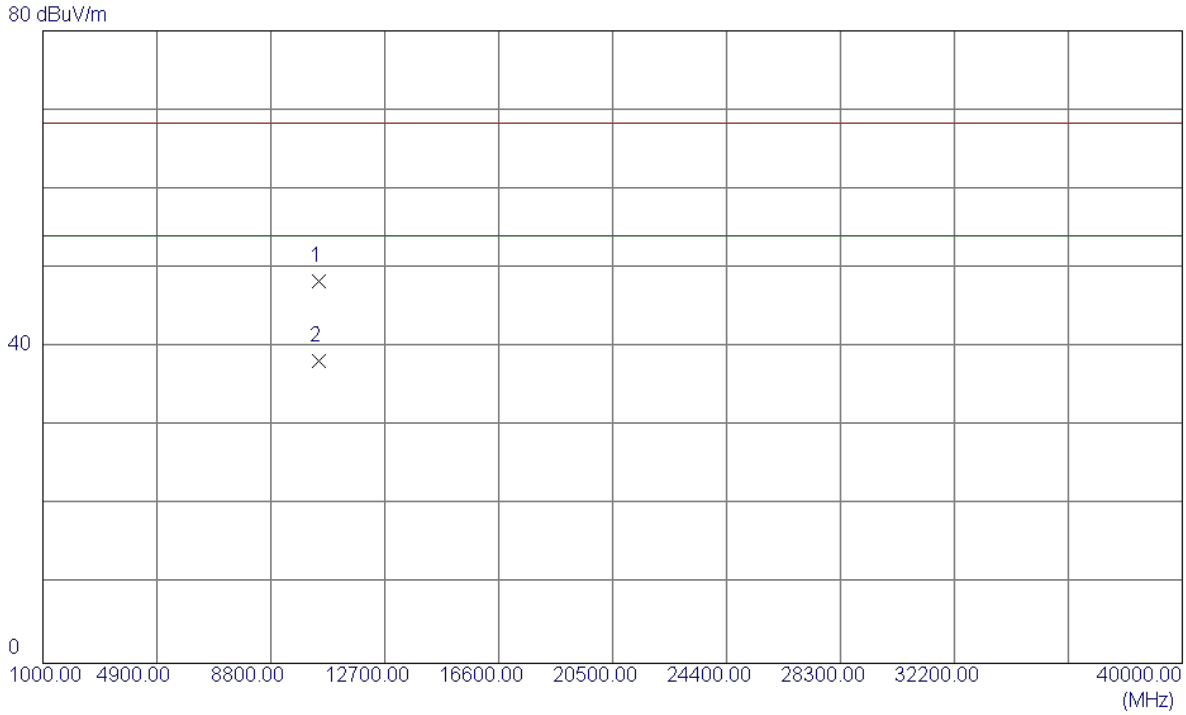

No.	Freq.	Reading Level	Correct Factor	Measure ment	Limit	Margin		
	MHz	dBuV/m	dB	dBuV/m	dBuV/m	dB	Detector	Comment
1	10460.1449	34.56	13.72	48.28	68.30	-20.02	Peak	
2 *	10460.5670	24.46	13.72	38.18	54.00	-15.82	AVG	

Orthogonal Axis:	X
Test Mode:	UNII-1/ TX 802.11ac Wave2(40MHz) Mode 5230MHz

Horizontal

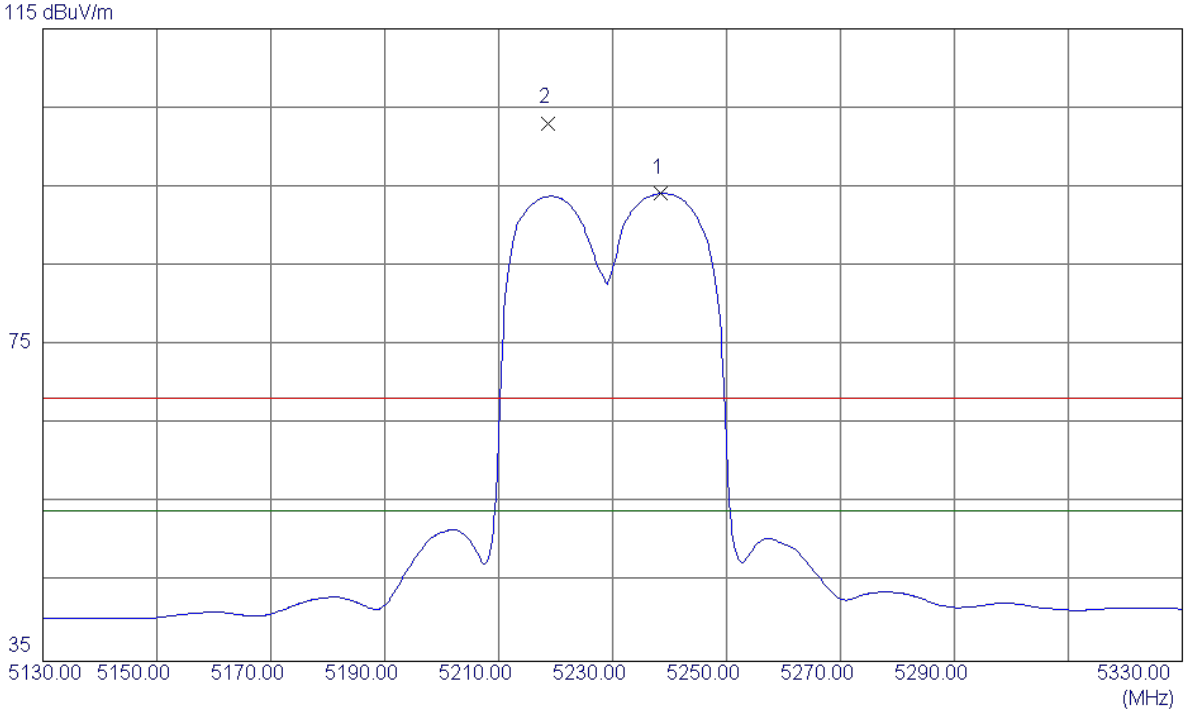

No.	Freq.	Reading Level	Correct Factor	Measure ment	Limit	Margin		
	MHz	dBuV/m	dB	dBuV/m	dBuV/m	dB	Detector	Comment
1 *	5238.4000	53.44	40.70	94.14	54.00	40.14	AVG	No Limit
2	5218.6000	62.45	40.63	103.08	68.30	34.78	Peak	No Limit

Orthogonal Axis:	X
Test Mode:	UNII-1/ TX 802.11ac Wave2(40MHz) Mode 5230MHz

Horizontal

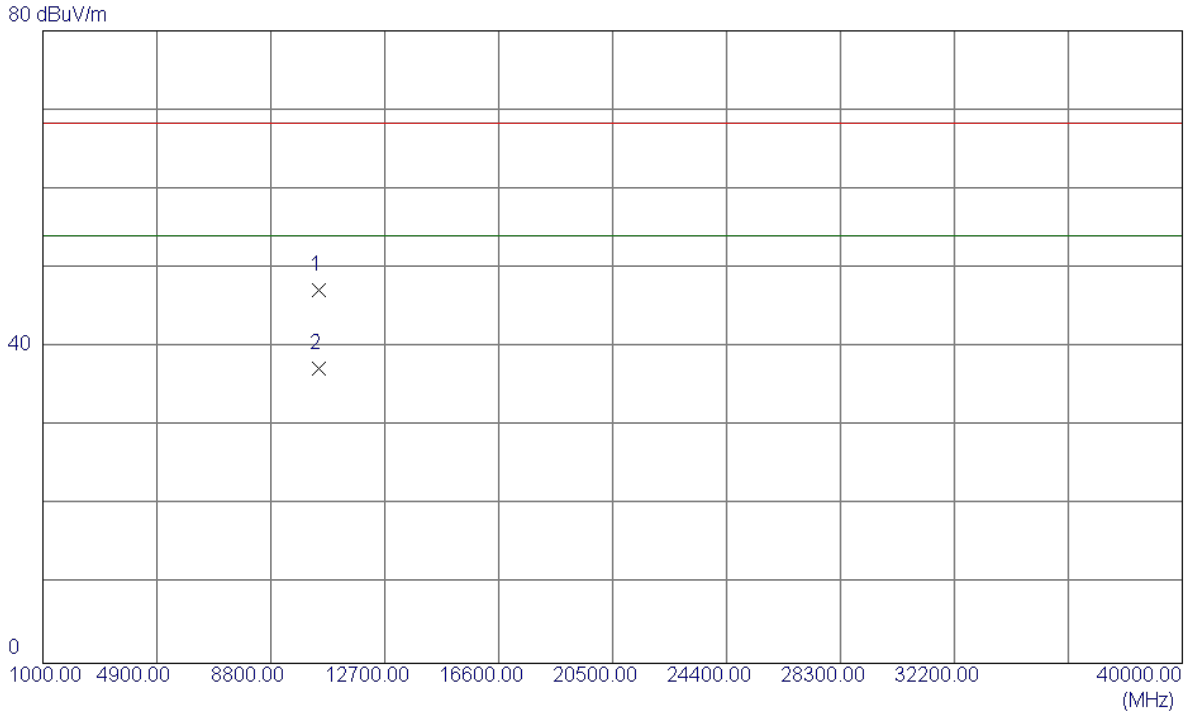

No.	Freq.	Reading Level	Correct Factor	Measure ment	Limit	Margin		
	MHz	dBuV/m	dB	dBuV/m	dBuV/m	dB	Detector	Comment
1	10460.4920	33.44	13.72	47.16	68.30	-21.14	Peak	
2 *	10460.4850	23.62	13.72	37.34	54.00	-16.66	AVG	

Orthogonal Axis:	X
Test Mode:	UNII-1/ TX 802.11ac Wave2(80MHz) 5210MHz

Vertical

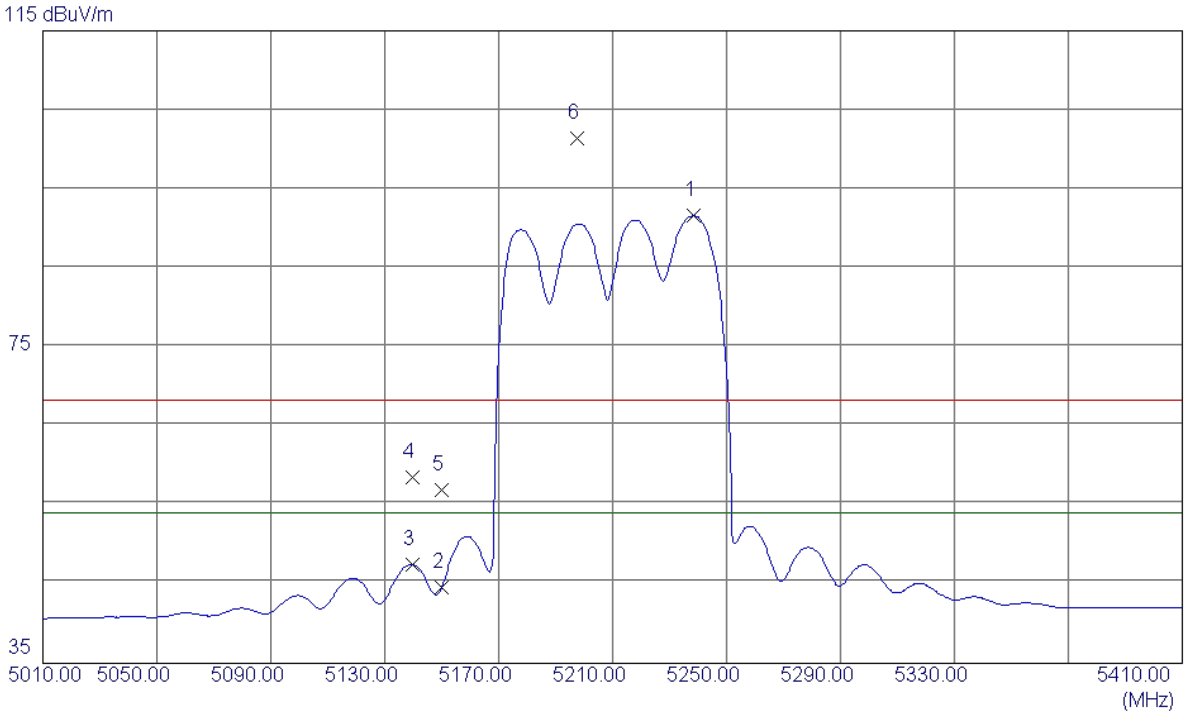

No.	Freq.	Reading Level	Correct Factor	Measure ment	Limit	Margin		
	MHz	dBuV/m	dB	dBuV/m	dBuV/m	dB	Detector	Comment
1 *	5238.4000	50.88	40.70	91.58	54.00	37.58	AVG	No Limit
2	5150.0000	4.25	40.40	44.65	54.00	-9.35	AVG	
3	5139.6000	7.16	40.37	47.53	54.00	-6.47	AVG	
4	5139.6000	18.18	40.37	58.55	68.30	-9.75	Peak	
5	5150.0000	16.46	40.40	56.86	68.30	-11.44	Peak	
6	5197.6000	60.79	40.56	101.35	68.30	33.05	Peak	No Limit

Orthogonal Axis:	X
Test Mode:	UNII-1/ TX 802.11ac Wave2(80MHz) 5210MHz

Vertical

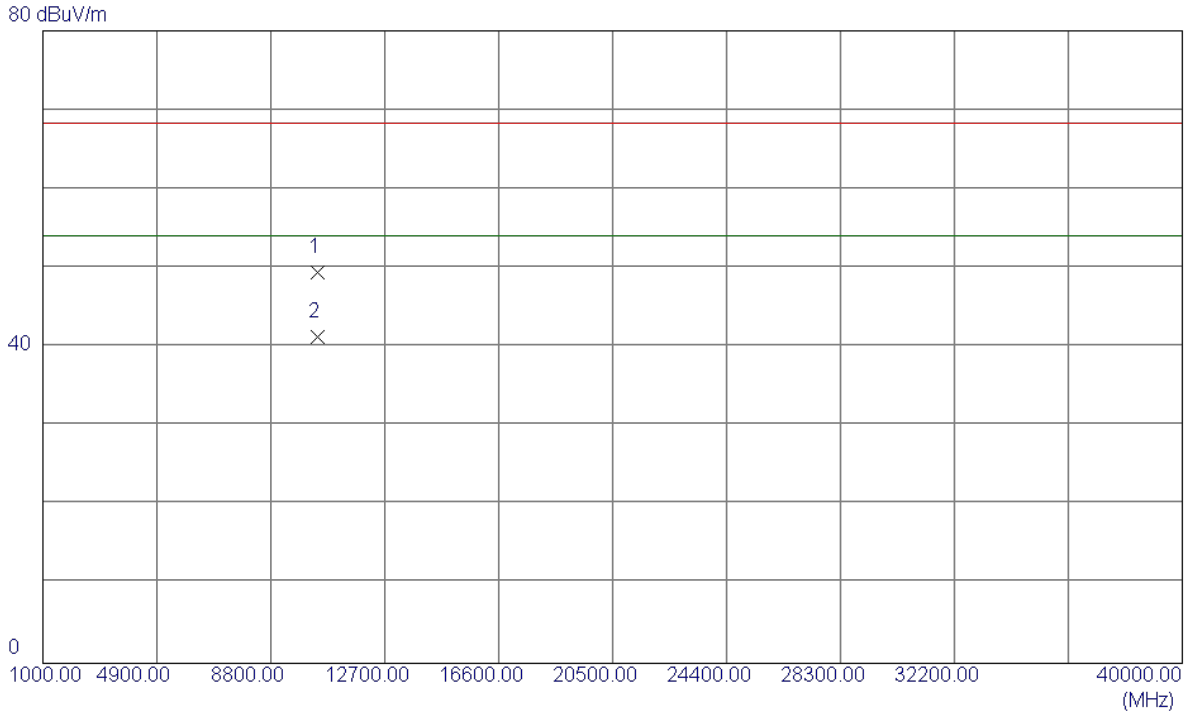

No.	Freq.	Reading Level	Correct Factor	Measure ment	Limit	Margin		
	MHz	dBuV/m	dB	dBuV/m	dBuV/m	dB	Detector	Comment
1	10422.6860	35.63	13.77	49.40	68.30	-18.90	Peak	
2 *	10422.2670	27.57	13.77	41.34	54.00	-12.66	AVG	

Orthogonal Axis:	X
Test Mode:	UNII-1/ TX 802.11ac Wave2(80MHz) 5210MHz

Horizontal

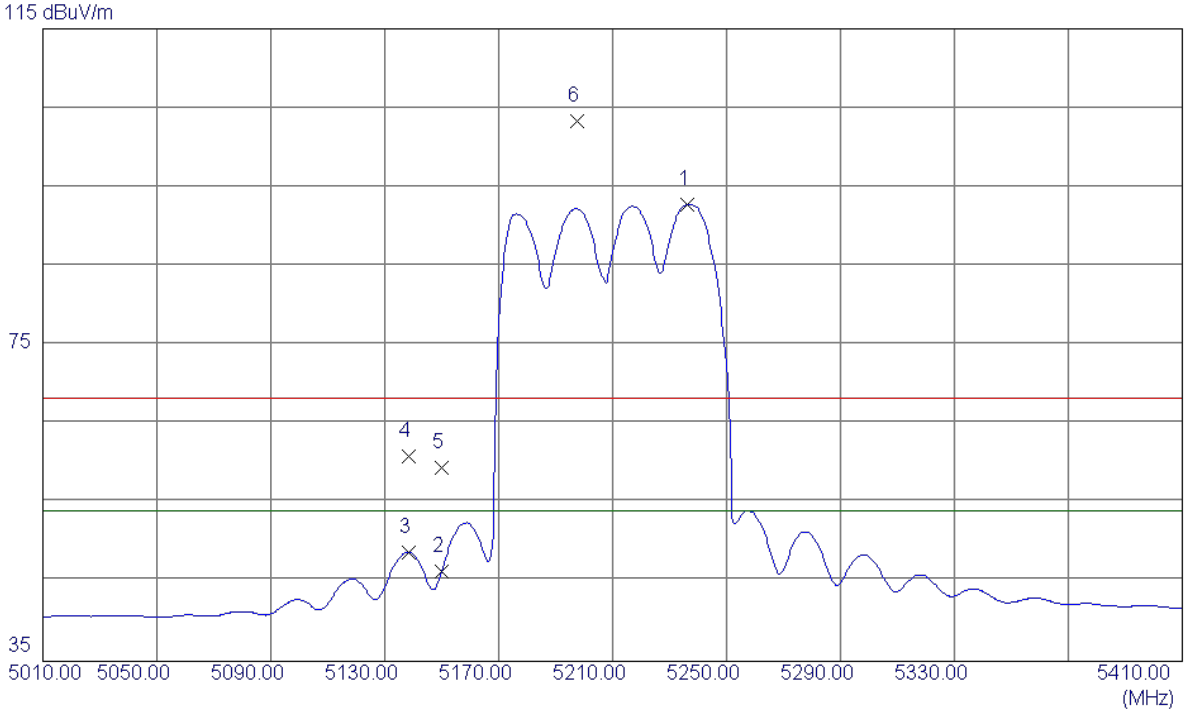

No.	Freq.	Reading Level	Correct Factor	Measure ment	Limit	Margin		
	MHz	dBuV/m	dB	dBuV/m	dBuV/m	dB	Detector	Comment
1 *	5236.4000	52.07	40.69	92.76	54.00	38.76	AVG	No Limit
2	5150.0000	6.01	40.40	46.41	54.00	-7.59	AVG	
3	5138.4000	8.39	40.37	48.76	54.00	-5.24	AVG	
4	5138.4000	20.57	40.37	60.94	68.30	-7.36	Peak	
5	5150.0000	19.07	40.40	59.47	68.30	-8.83	Peak	
6	5197.6000	62.82	40.56	103.38	68.30	35.08	Peak	No Limit

Orthogonal Axis:	X
Test Mode:	UNII-1/ TX 802.11ac Wave2(80MHz) 5210MHz

Horizontal

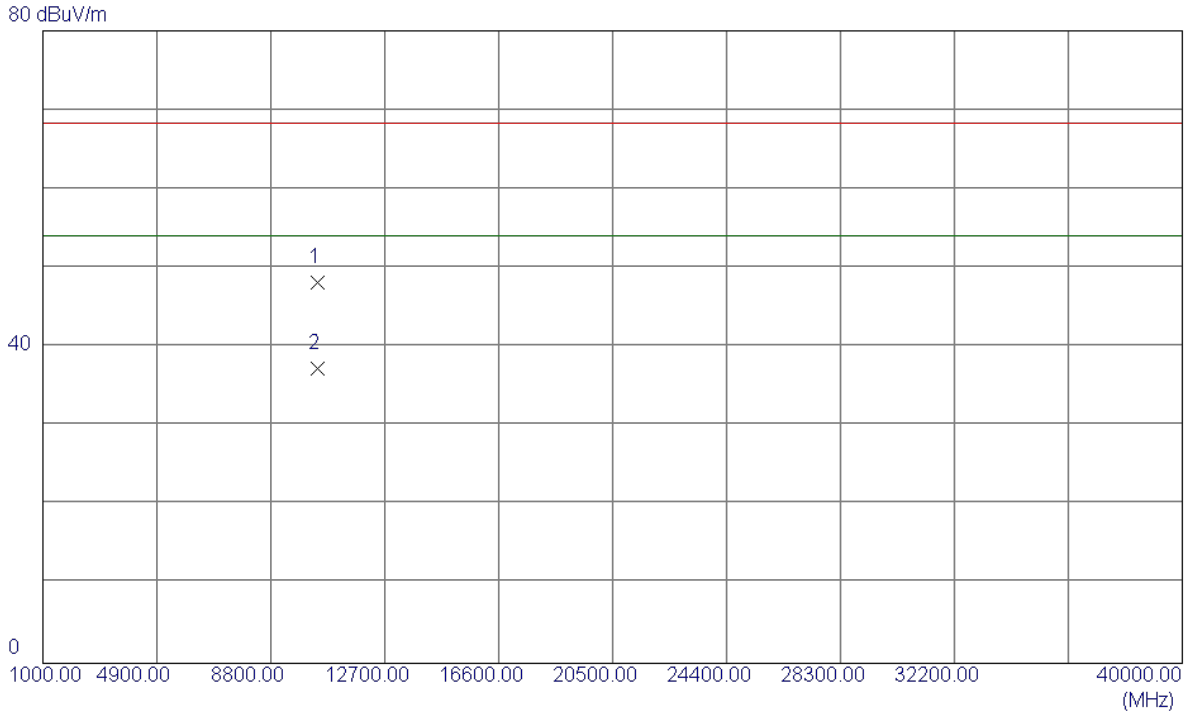

No.	Freq.	Reading Level	Correct Factor	Measure ment	Limit	Margin		
	MHz	dBuV/m	dB	dBuV/m	dBuV/m	dB	Detector	Comment
1	10421.7539	34.46	13.77	48.23	68.30	-20.07	Peak	
2 *	10421.7900	23.52	13.77	37.29	54.00	-16.71	AVG	

Orthogonal Axis :	X
Test Mode :	UNII-2A/ TX 802.11ac Wave2(20MHz) 5260MHz

Vertical

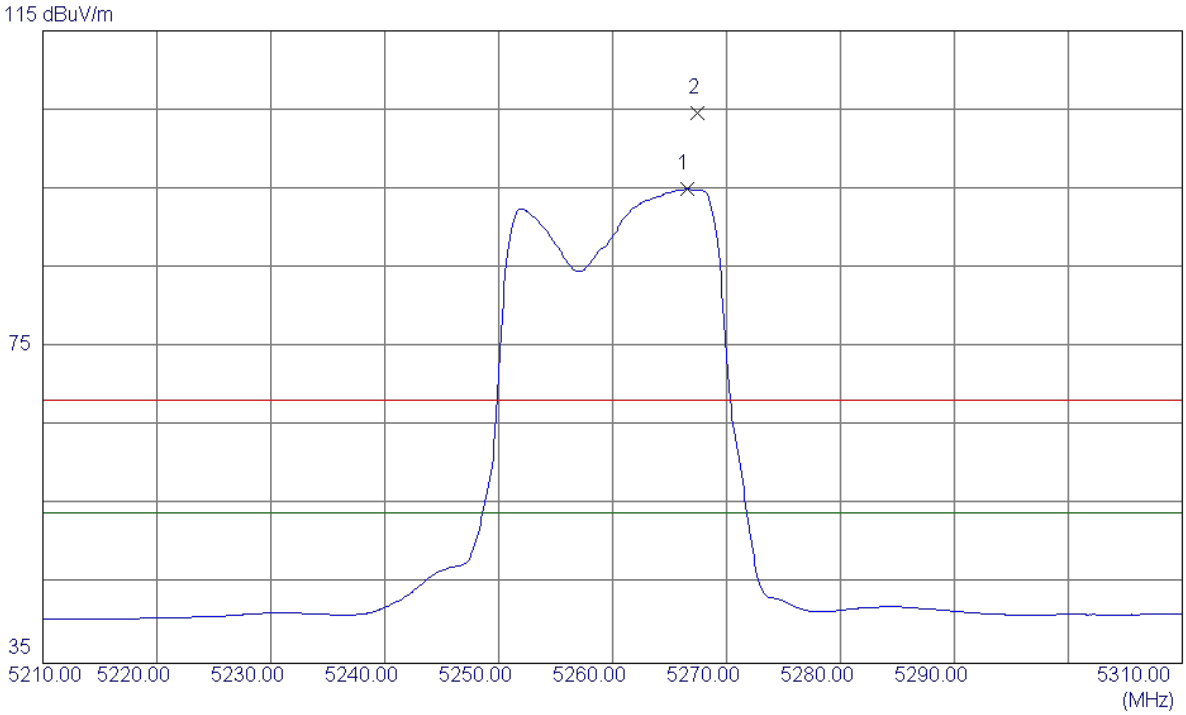

No.	Freq.	Reading Level	Correct Factor	Measure ment	Limit	Margin		
	MHz	dBuV/m	dB	dBuV/m	dBuV/m	dB	Detector	Comment
1 *	5266.5000	54.17	40.79	94.96	54.00	40.96	AVG	No Limit
2	5267.4000	63.76	40.79	104.55	68.30	36.25	Peak	No Limit

Orthogonal Axis :	X
Test Mode :	UNII-2A/ TX 802.11ac Wave2(20MHz) 5260MHz

Vertical

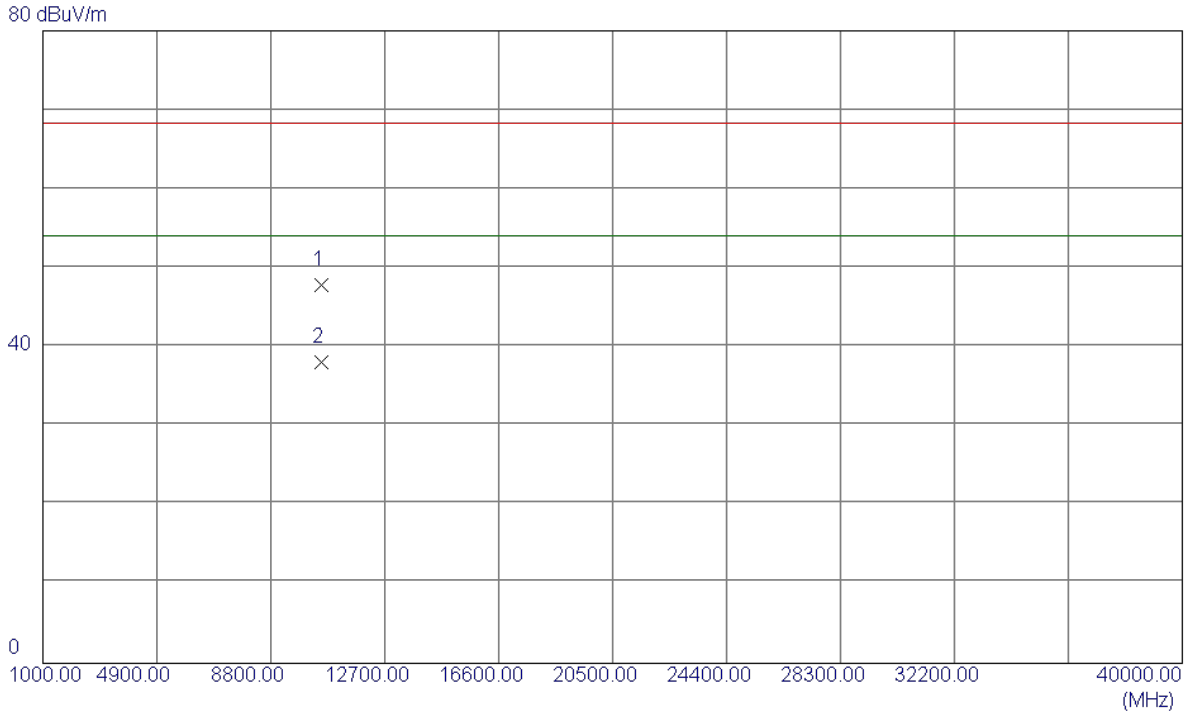

No.	Freq.	Reading Level	Correct Factor	Measure ment	Limit	Margin		
	MHz	dBuV/m	dB	dBuV/m	dBuV/m	dB	Detector	Comment
1	10520.3400	34.10	13.75	47.85	68.30	-20.45	Peak	
2 *	10520.3400	24.37	13.75	38.12	54.00	-15.88	AVG	

Orthogonal Axis :	X
Test Mode :	UNII-2A/ TX 802.11ac Wave2(20MHz) 5260MHz

Horizontal

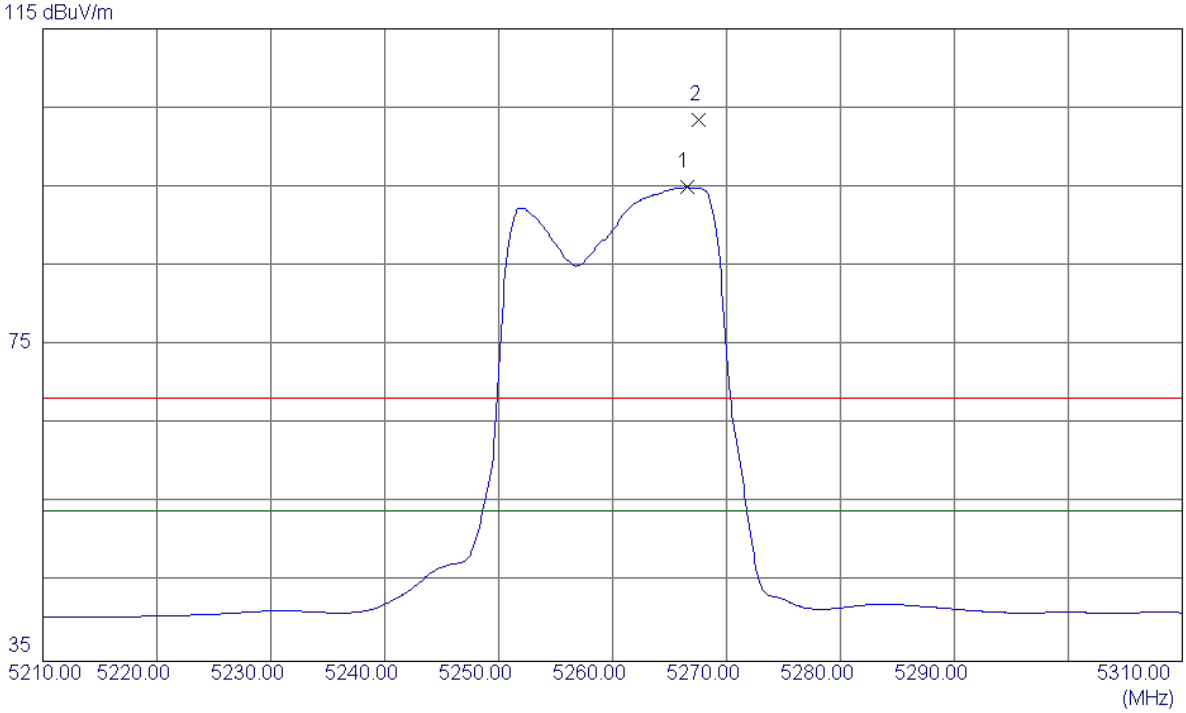

No.	Freq.	Reading Level	Correct Factor	Measure ment	Limit	Margin		
	MHz	dBuV/m	dB	dBuV/m	dBuV/m	dB	Detector	Comment
1 *	5266.5000	54.16	40.79	94.95	54.00	40.95	AVG	No Limit
2	5267.6000	62.73	40.79	103.52	68.30	35.22	Peak	No Limit

Orthogonal Axis :	X
Test Mode :	UNII-2A/ TX 802.11ac Wave2(20MHz) 5260MHz

Horizontal

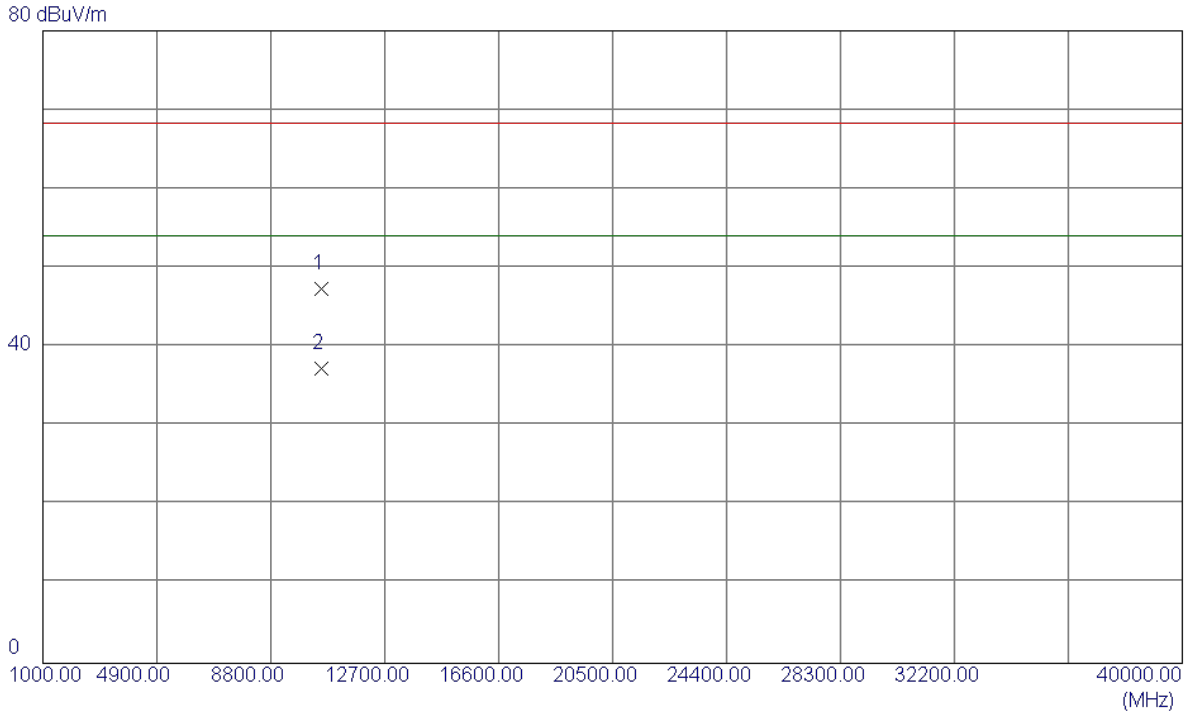

No.	Freq.	Reading Level	Correct Factor	Measure ment	Limit	Margin		
	MHz	dBuV/m	dB	dBuV/m	dBuV/m	dB	Detector	Comment
1	10520.6689	33.68	13.75	47.43	68.30	-20.87	Peak	
2 *	10520.5500	23.53	13.75	37.28	54.00	-16.72	AVG	

Orthogonal Axis :	X
Test Mode :	UNII-2A/ TX 802.11ac Wave2(20MHz) 5300MHz

Vertical

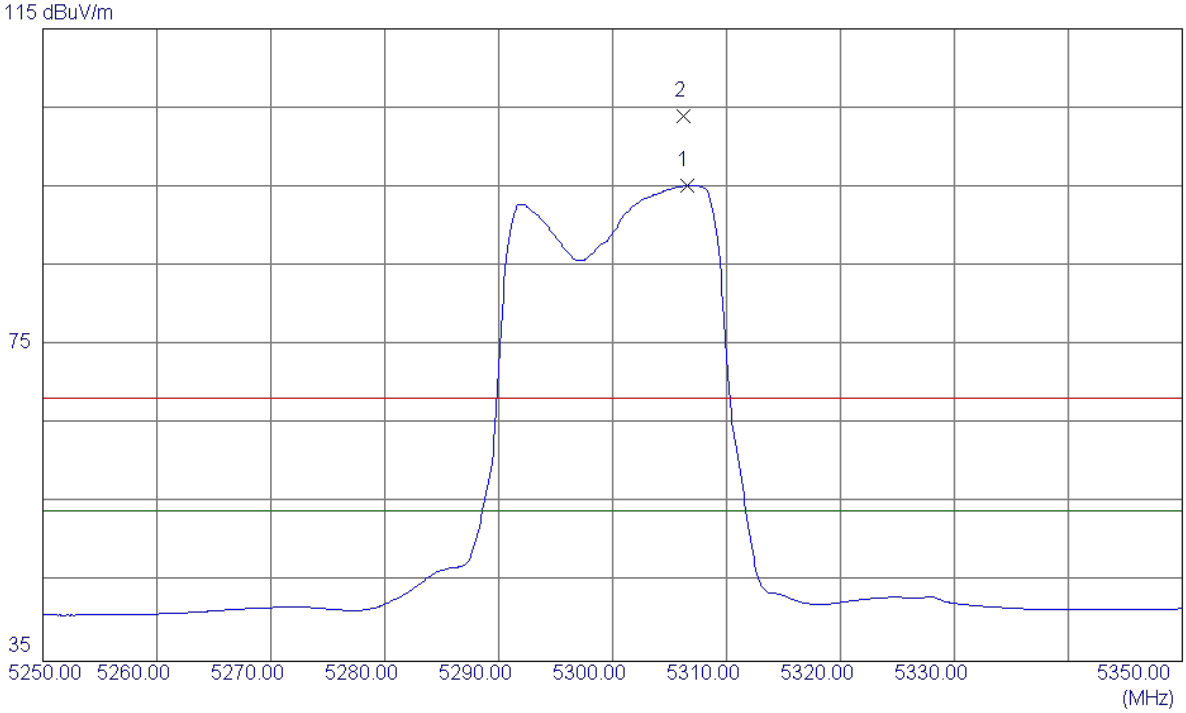

No.	Freq.	Reading Level	Correct Factor	Measure ment	Limit	Margin		
	MHz	dBuV/m	dB	dBuV/m	dBuV/m	dB	Detector	Comment
1 *	5306.5000	54.24	40.92	95.16	54.00	41.16	AVG	No Limit
2	5306.2000	63.06	40.92	103.98	68.30	35.68	Peak	No Limit

Orthogonal Axis :	X
Test Mode :	UNII-2A/ TX 802.11ac Wave2(20MHz) 5300MHz

Vertical

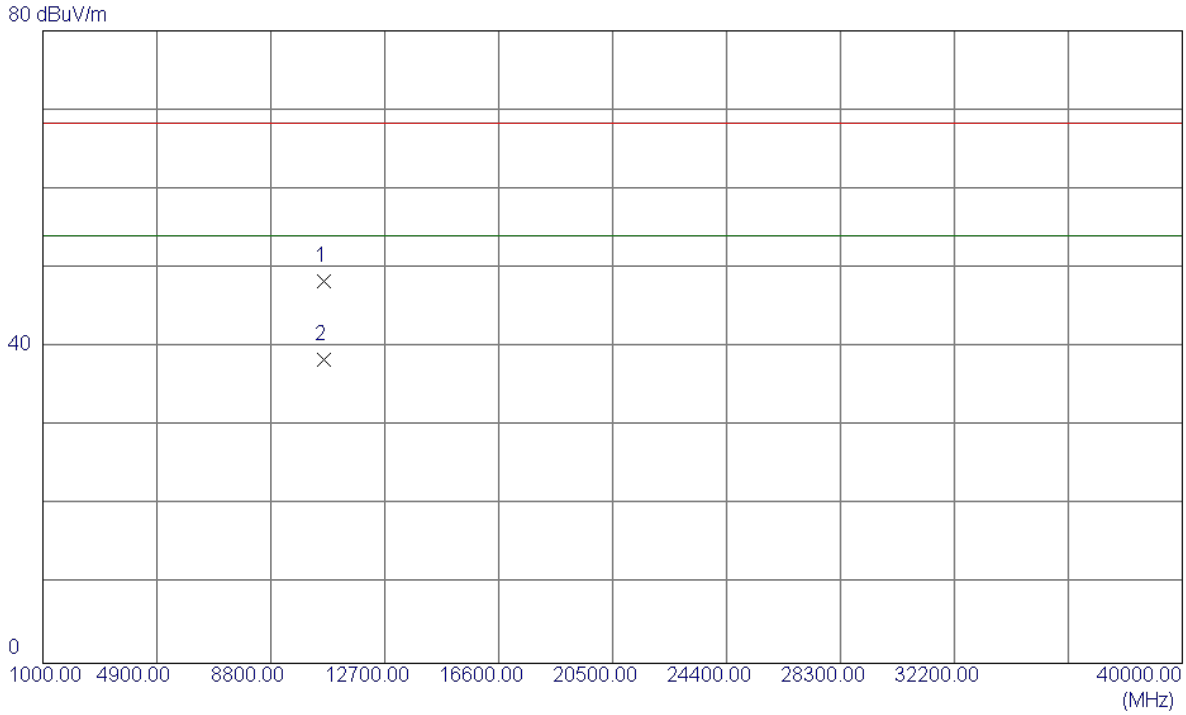

No.	Freq.	Reading Level	Correct Factor	Measure ment	Limit	Margin		
	MHz	dBuV/m	dB	dBuV/m	dBuV/m	dB	Detector	Comment
1	10600.3339	34.25	14.08	48.33	68.30	-19.97	Peak	
2 *	10600.1710	24.37	14.08	38.45	54.00	-15.55	AVG	

Orthogonal Axis :	X
Test Mode :	UNII-2A/ TX 802.11ac Wave2(20MHz) 5300MHz

Horizontal

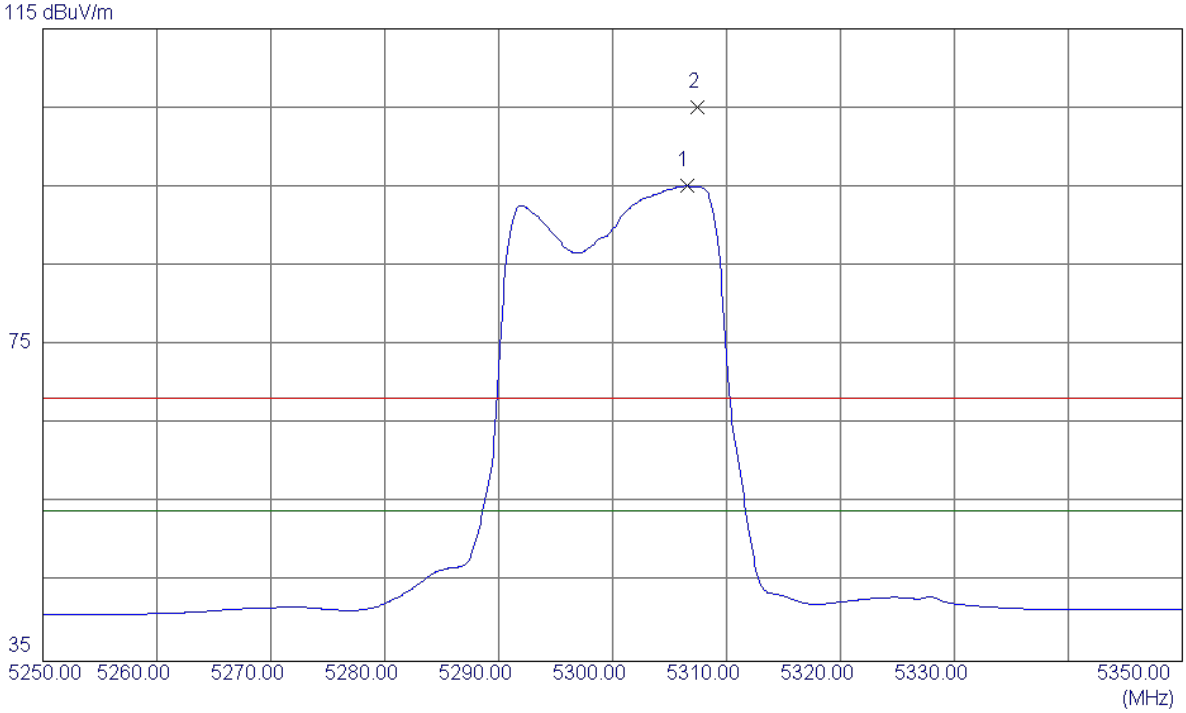

No.	Freq.	Reading Level	Correct Factor	Measure ment	Limit	Margin		
	MHz	dBuV/m	dB	dBuV/m	dBuV/m	dB	Detector	Comment
1 *	5306.5000	54.19	40.92	95.11	54.00	41.11	AVG	No Limit
2	5307.4000	64.11	40.92	105.03	68.30	36.73	Peak	No Limit

Orthogonal Axis :	X
Test Mode :	UNII-2A/ TX 802.11ac Wave2(20MHz) 5300MHz

Horizontal

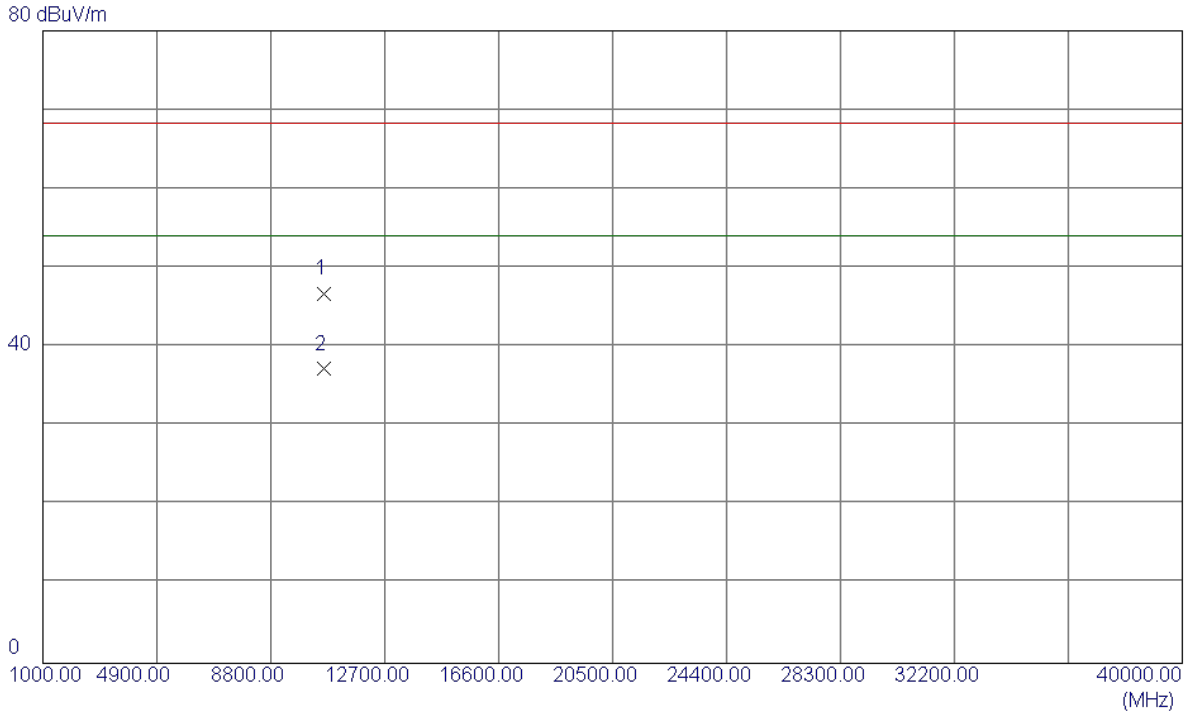

No.	Freq.	Reading Level	Correct Factor	Measure ment	Limit	Margin		
	MHz	dBuV/m	dB	dBuV/m	dBuV/m	dB	Detector	Comment
1	10600.3700	32.66	14.08	46.74	68.30	-21.56	Peak	
2 *	10600.6730	23.12	14.08	37.20	54.00	-16.80	AVG	

Orthogonal Axis :	X
Test Mode :	UNII-2A/ TX 802.11ac Wave2(20MHz) 5320MHz

Vertical

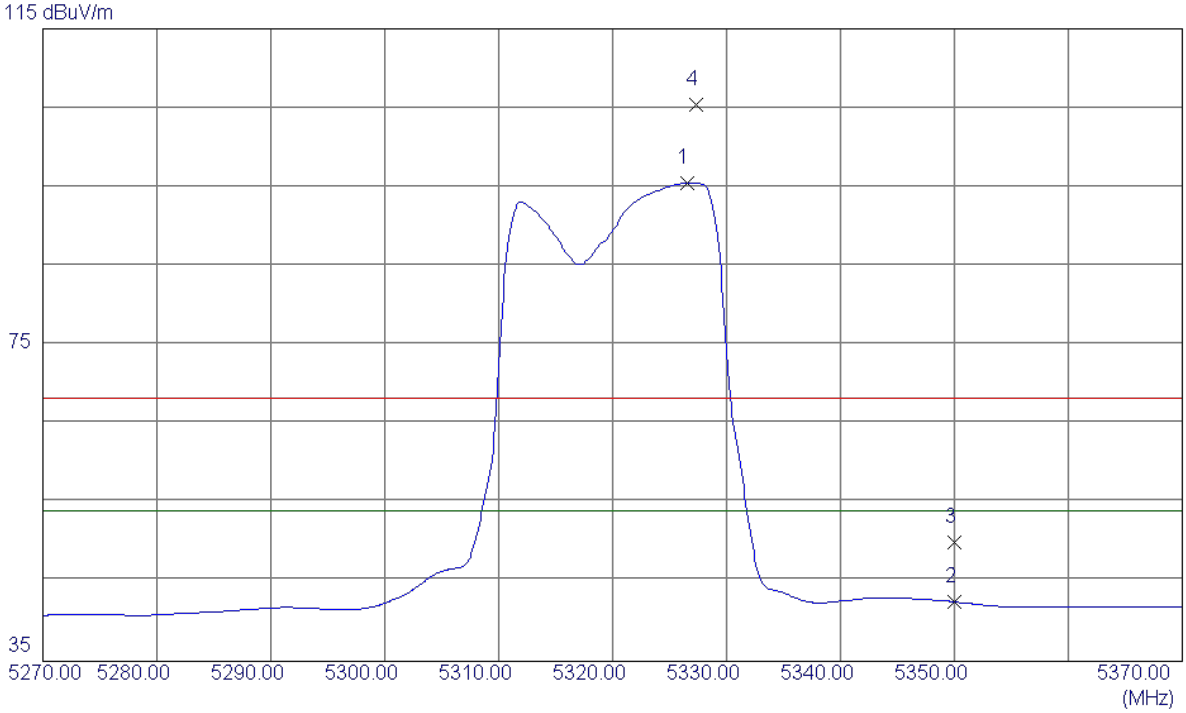

No.	Freq.	Reading Level	Correct Factor	Measure ment	Limit	Margin		
	MHz	dBuV/m	dB	dBuV/m	dBuV/m	dB	Detector	Comment
1 *	5326.5000	54.51	40.99	95.50	54.00	41.50	AVG	No Limit
2	5350.0000	1.44	41.06	42.50	54.00	-11.50	AVG	
3	5350.0000	8.91	41.06	49.97	68.30	-18.33	Peak	
4	5327.3000	64.41	40.99	105.40	68.30	37.10	Peak	No Limit

Orthogonal Axis :	X
Test Mode :	UNII-2A/ TX 802.11ac Wave2(20MHz) 5320MHz

Vertical

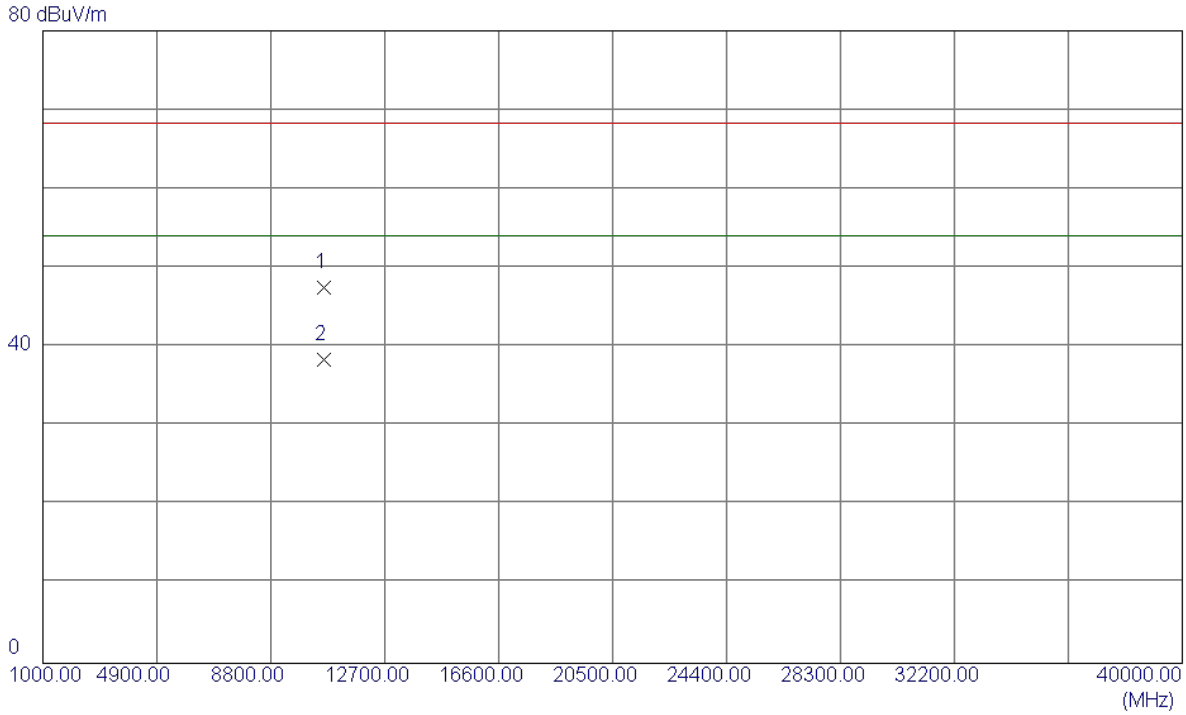

No.	Freq.	Reading Level	Correct Factor	Measure ment	Limit	Margin		
	MHz	dBuV/m	dB	dBuV/m	dBuV/m	dB	Detector	Comment
1	10640.2800	33.31	14.25	47.56	68.30	-20.74	Peak	
2 *	10640.2800	24.09	14.25	38.34	54.00	-15.66	AVG	

Orthogonal Axis :	X
Test Mode :	UNII-2A/ TX 802.11ac Wave2(20MHz) 5320MHz

Horizontal

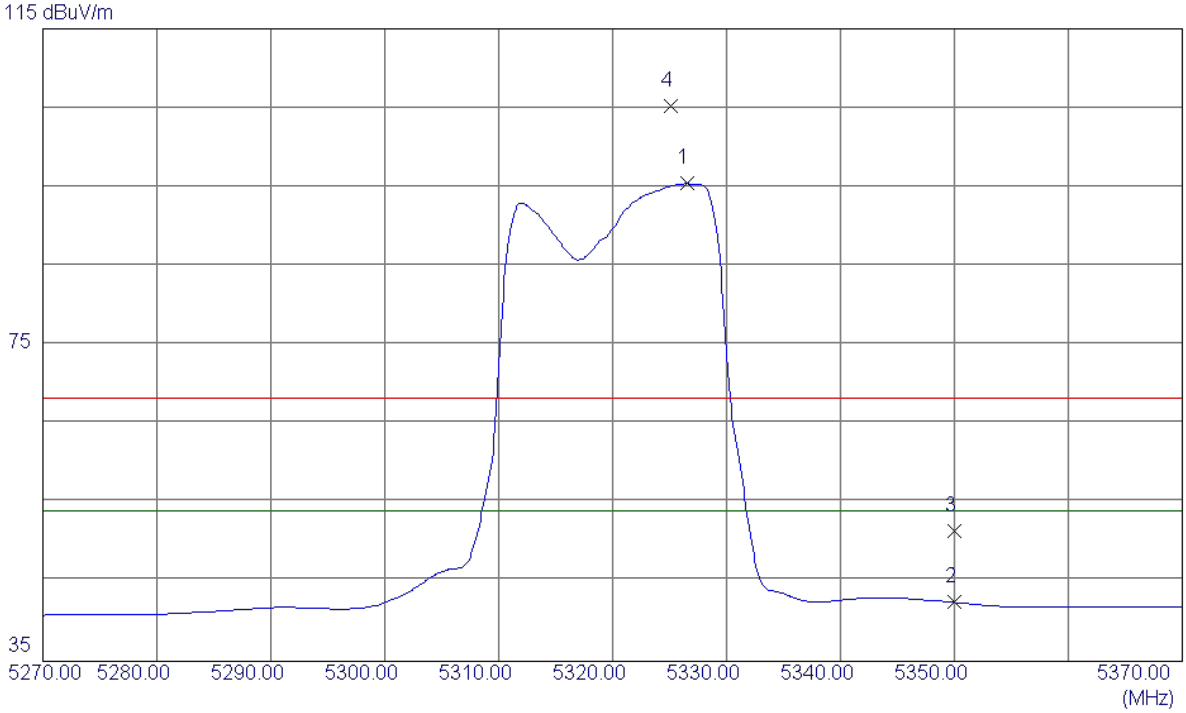

No.	Freq.	Reading Level	Correct Factor	Measure ment	Limit	Margin		
	MHz	dBuV/m	dB	dBuV/m	dBuV/m	dB	Detector	Comment
1 *	5326.5000	54.43	40.99	95.42	54.00	41.42	AVG	No Limit
2	5350.0000	1.39	41.06	42.45	54.00	-11.55	AVG	
3	5350.0000	10.49	41.06	51.55	68.30	-16.75	Peak	
4	5325.1000	64.21	40.98	105.19	68.30	36.89	Peak	No Limit

Orthogonal Axis :	X
Test Mode :	UNII-2A/ TX 802.11ac Wave2(20MHz) 5320MHz

Horizontal

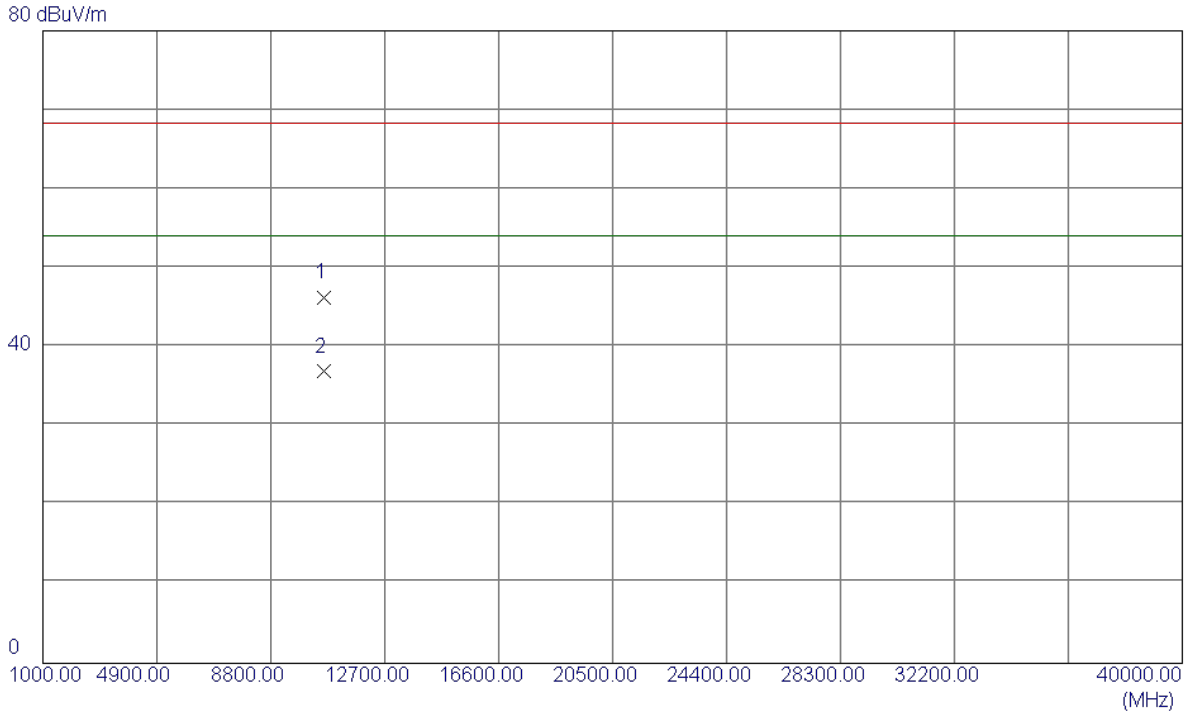

No.	Freq.	Reading Level	Correct Factor	Measure ment	Limit	Margin		
	MHz	dBuV/m	dB	dBuV/m	dBuV/m	dB	Detector	Comment
1	10640.1140	32.02	14.25	46.27	68.30	-22.03	Peak	
2 *	10640.5880	22.63	14.25	36.88	54.00	-17.12	AVG	

Orthogonal Axis :	X
Test Mode :	UNII-2A/ TX 802.11ac Wave2(40MHz) Mode 5270MHz

Vertical

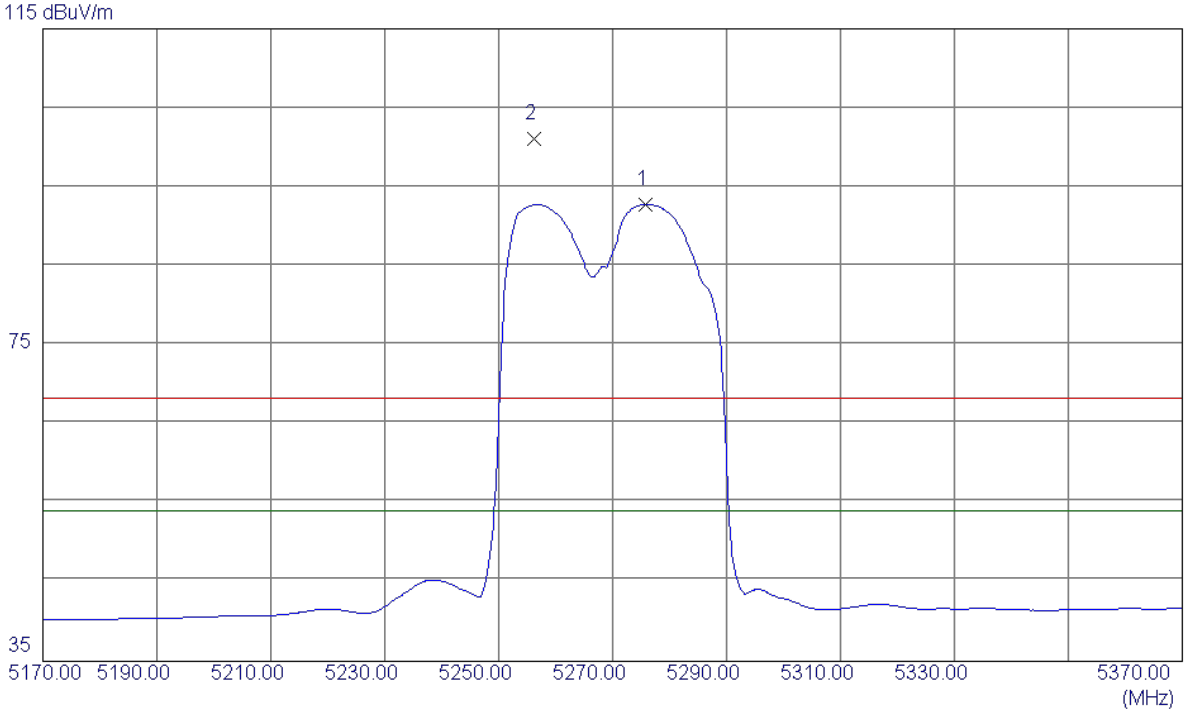

No.	Freq.	Reading Level	Correct Factor	Measure ment	Limit	Margin		
	MHz	dBuV/m	dB	dBuV/m	dBuV/m	dB	Detector	Comment
1 *	5275.8000	52.02	40.82	92.84	54.00	38.84	AVG	No Limit
2	5256.2000	60.35	40.76	101.11	68.30	32.81	Peak	No Limit

Orthogonal Axis :	X
Test Mode :	UNII-2A/ TX 802.11ac Wave2(40MHz) Mode 5270MHz

Vertical

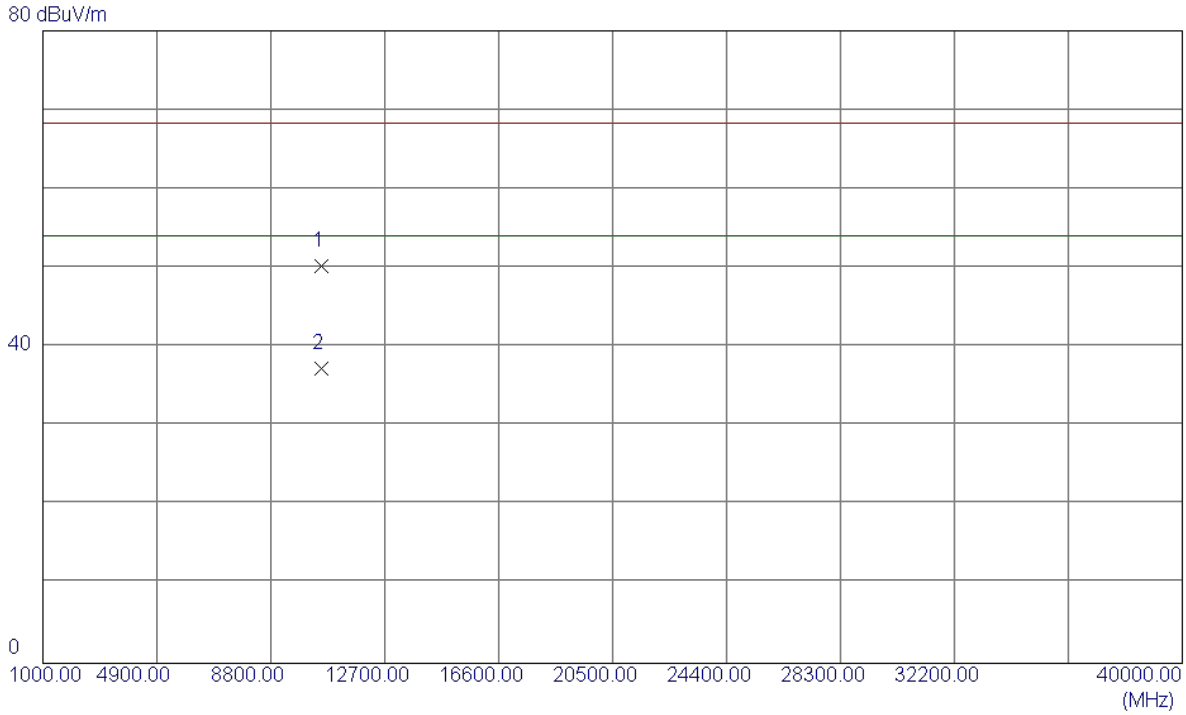

No.	Freq.	Reading Level	Correct Factor	Measure ment	Limit	Margin		
	MHz	dBuV/m	dB	dBuV/m	dBuV/m	dB	Detector	Comment
1	10540.2570	36.46	13.83	50.29	68.30	-18.01	Peak	
2 *	10540.6550	23.47	13.83	37.30	54.00	-16.70	AVG	

Orthogonal Axis :	X
Test Mode :	UNII-2A/ TX 802.11ac Wave2(40MHz) Mode 5270MHz

Horizontal

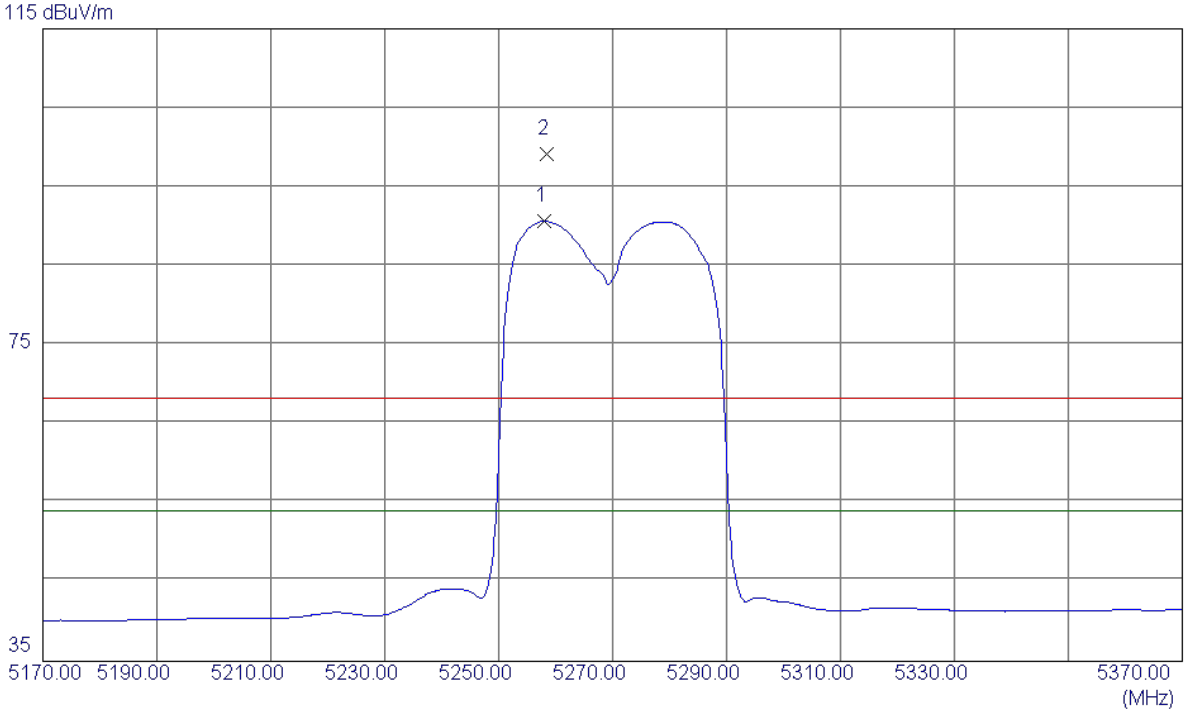

No.	Freq.	Reading Level	Correct Factor	Measure ment	Limit	Margin		
	MHz	dBuV/m	dB	dBuV/m	dBuV/m	dB	Detector	Comment
1 *	5258.0000	49.89	40.76	90.65	54.00	36.65	AVG	No Limit
2	5258.4000	58.33	40.76	99.09	68.30	30.79	Peak	No Limit

Orthogonal Axis :	X
Test Mode :	UNII-2A/ TX 802.11ac Wave2(40MHz) Mode 5270MHz

Horizontal

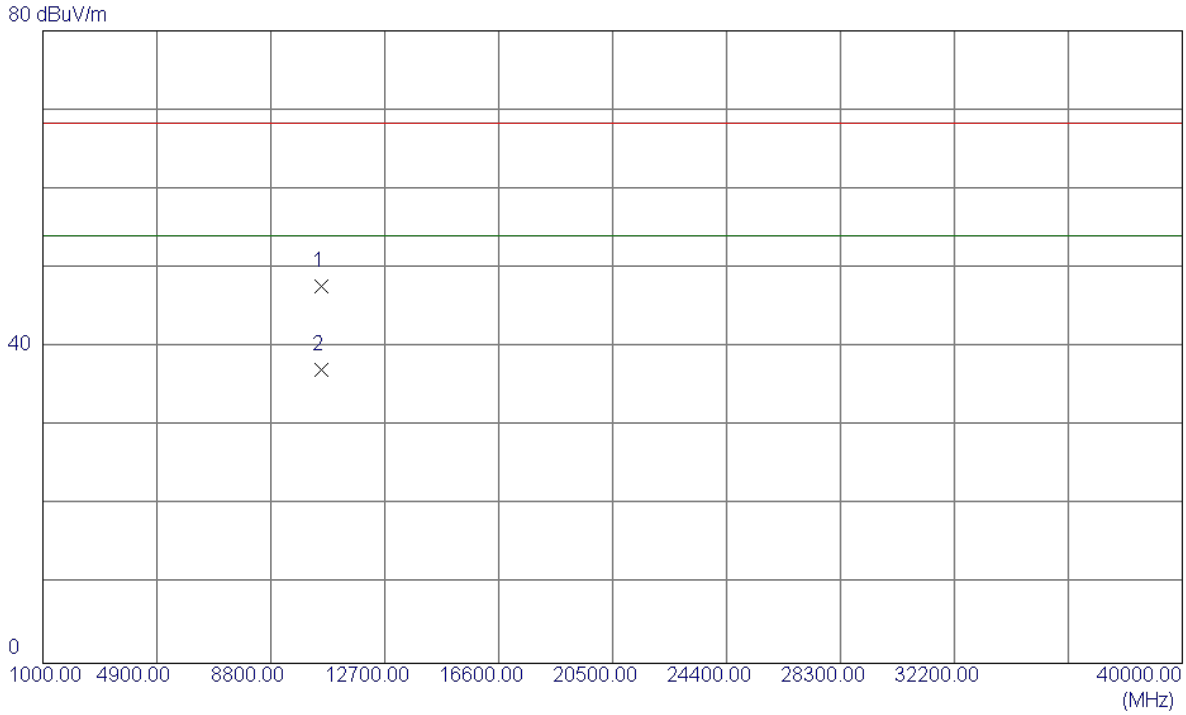

No.	Freq.	Reading Level	Correct Factor	Measure ment	Limit	Margin		
	MHz	dBuV/m	dB	dBuV/m	dBuV/m	dB	Detector	Comment
1	10540.8700	33.85	13.84	47.69	68.30	-20.61	Peak	
2 *	10540.8700	23.28	13.84	37.12	54.00	-16.88	AVG	

Orthogonal Axis :	X
Test Mode :	UNII-2A/ TX 802.11ac Wave2(40MHz) Mode 5310MHz

Vertical

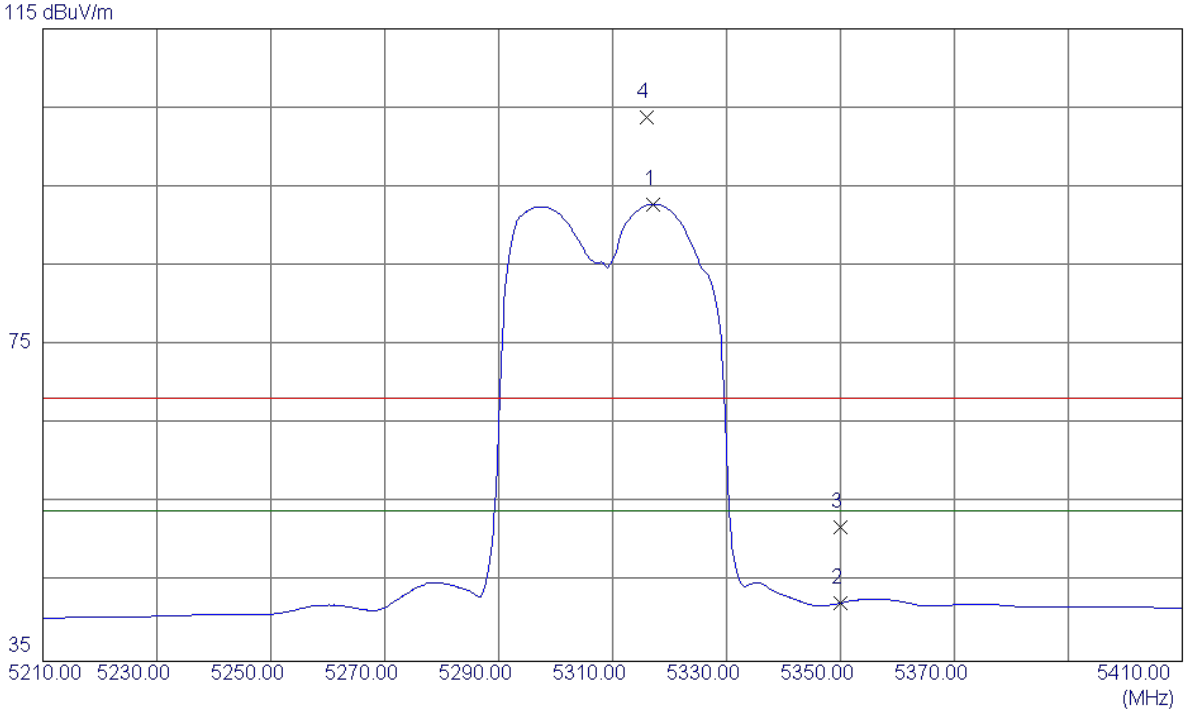

No.	Freq.	Reading Level	Correct Factor	Measure ment	Limit	Margin		
	MHz	dBuV/m	dB	dBuV/m	dBuV/m	dB	Detector	Comment
1 *	5317.2000	51.86	40.96	92.82	54.00	38.82	AVG	No Limit
2	5350.0000	1.30	41.06	42.36	54.00	-11.64	AVG	
3	5350.0000	10.93	41.06	51.99	68.30	-16.31	Peak	
4	5316.0680	62.79	40.95	103.74	68.30	35.44	Peak	No Limit

Orthogonal Axis :	X
Test Mode :	UNII-2A/ TX 802.11ac Wave2(40MHz) Mode 5310MHz

Vertical

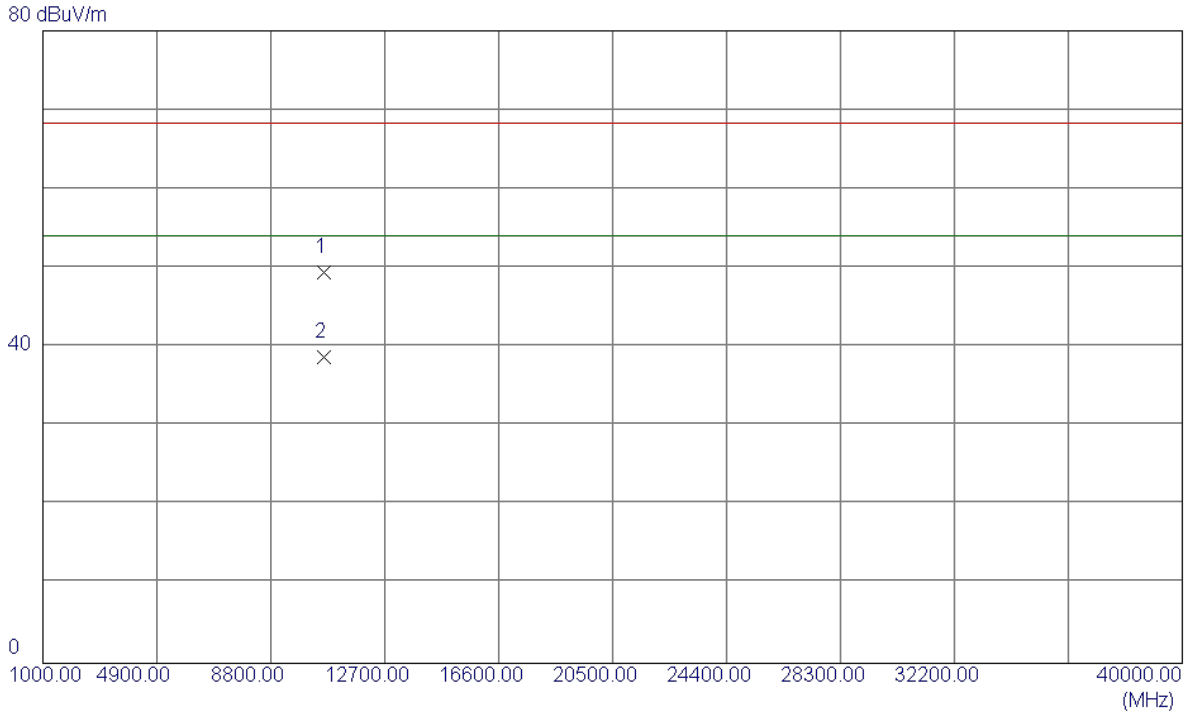

No.	Freq.	Reading Level	Correct Factor	Measure ment	Limit	Margin		
	MHz	dBuV/m	dB	dBuV/m	dBuV/m	dB	Detector	Comment
1	10620.3780	35.21	14.17	49.38	68.30	-18.92	Peak	
2 *	10620.2500	24.49	14.17	38.66	54.00	-15.34	AVG	

Orthogonal Axis :	X
Test Mode :	UNII-2A/ TX 802.11ac Wave2(40MHz) Mode 5310MHz

Horizontal

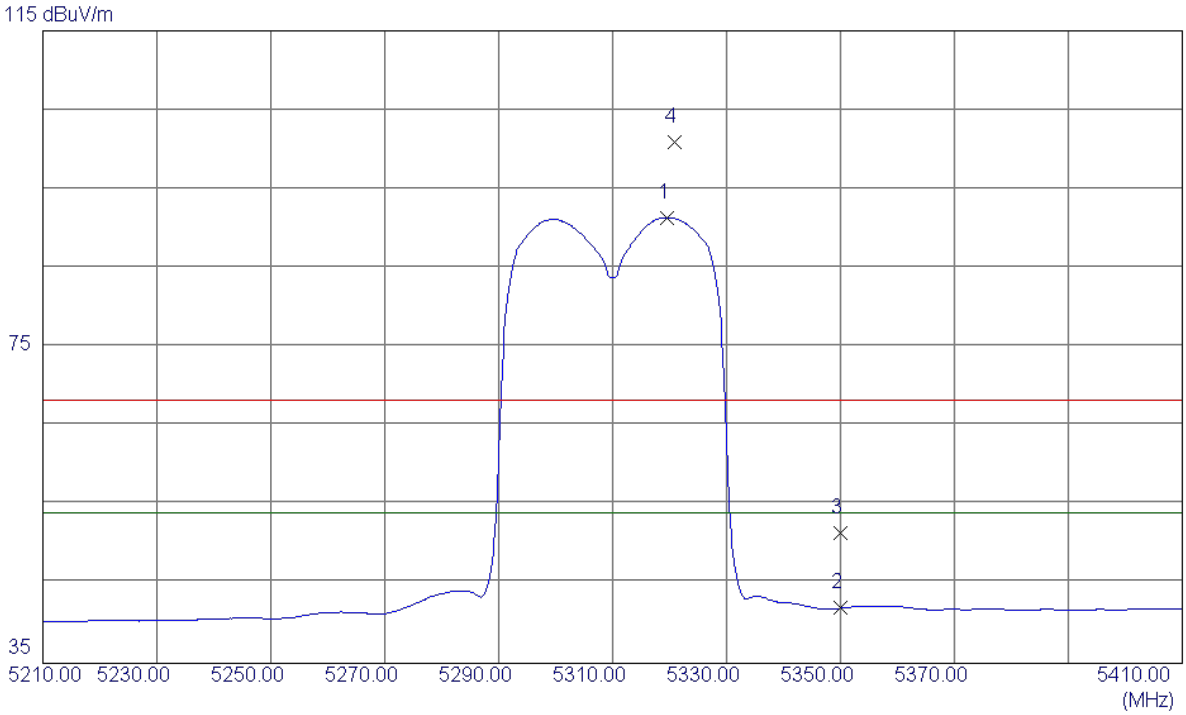

No.	Freq.	Reading Level	Correct Factor	Measure ment	Limit	Margin		
	MHz	dBuV/m	dB	dBuV/m	dBuV/m	dB	Detector	Comment
1 *	5319.6000	50.41	40.96	91.37	54.00	37.37	AVG	No Limit
2	5350.0000	0.91	41.06	41.97	54.00	-12.03	AVG	
3	5350.0000	10.44	41.06	51.50	68.30	-16.80	Peak	
4	5320.8000	59.95	40.97	100.92	68.30	32.62	Peak	No Limit

Orthogonal Axis :	X
Test Mode :	UNII-2A/ TX 802.11ac Wave2(40MHz) Mode 5310MHz

Horizontal

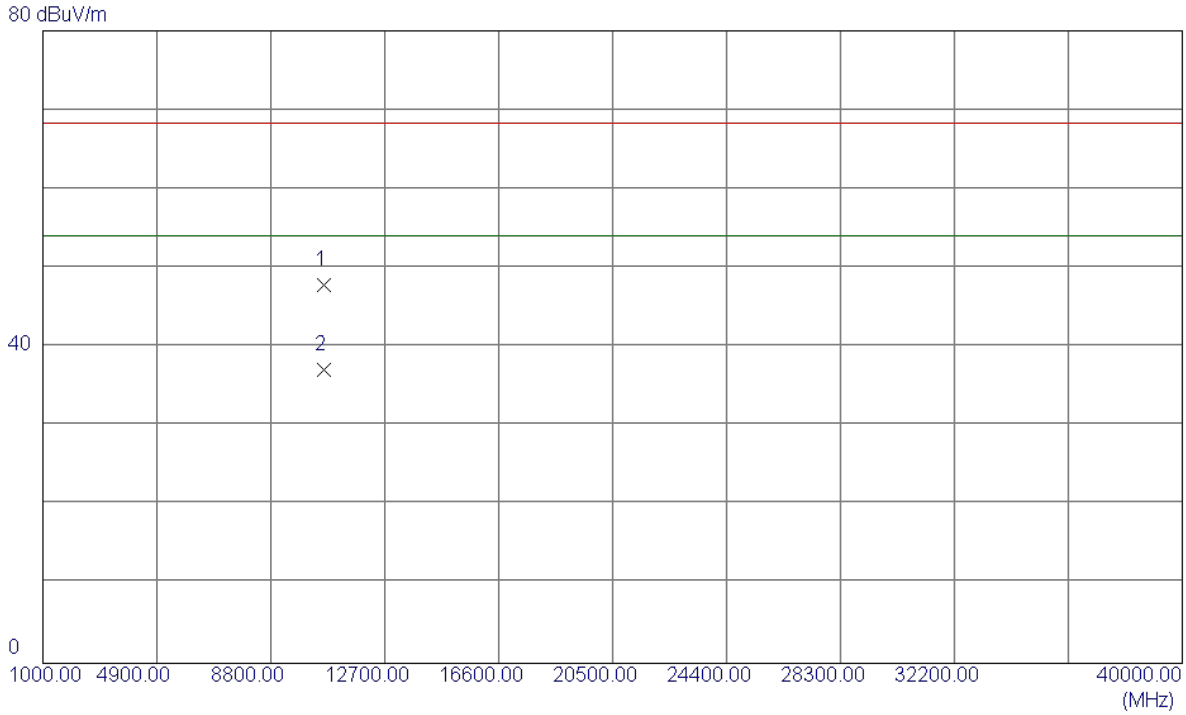

No.	Freq.	Reading Level	Correct Factor	Measure ment	Limit	Margin		
	MHz	dBuV/m	dB	dBuV/m	dBuV/m	dB	Detector	Comment
1	10620.3700	33.69	14.17	47.86	68.30	-20.44	Peak	
2 *	10620.3700	22.99	14.17	37.16	54.00	-16.84	AVG	

Orthogonal Axis :	X
Test Mode :	UNII-2A/ TX 802.11ac Wave2(80MHz) 5290MHz

Vertical

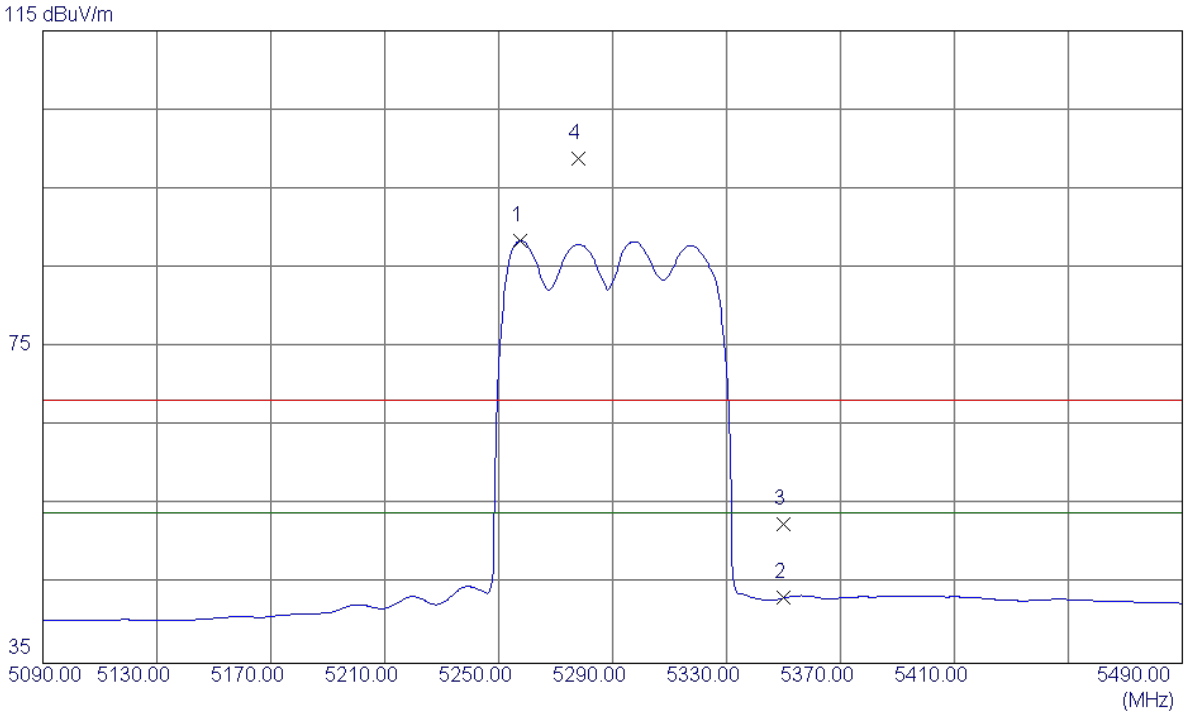

No.	Freq.	Reading Level	Correct Factor	Measure ment	Limit	Margin		
	MHz	dBuV/m	dB	dBuV/m	dBuV/m	dB	Detector	Comment
1 *	5257.6000	47.65	40.76	88.41	54.00	34.41	AVG	No Limit
2	5350.0000	2.19	41.06	43.25	54.00	-10.75	AVG	
3	5350.0000	11.52	41.06	52.58	68.30	-15.72	Peak	
4	5278.0000	57.95	40.83	98.78	68.30	30.48	Peak	No Limit

Orthogonal Axis :	X
Test Mode :	UNII-2A/ TX 802.11ac Wave2(80MHz) 5290MHz

Vertical

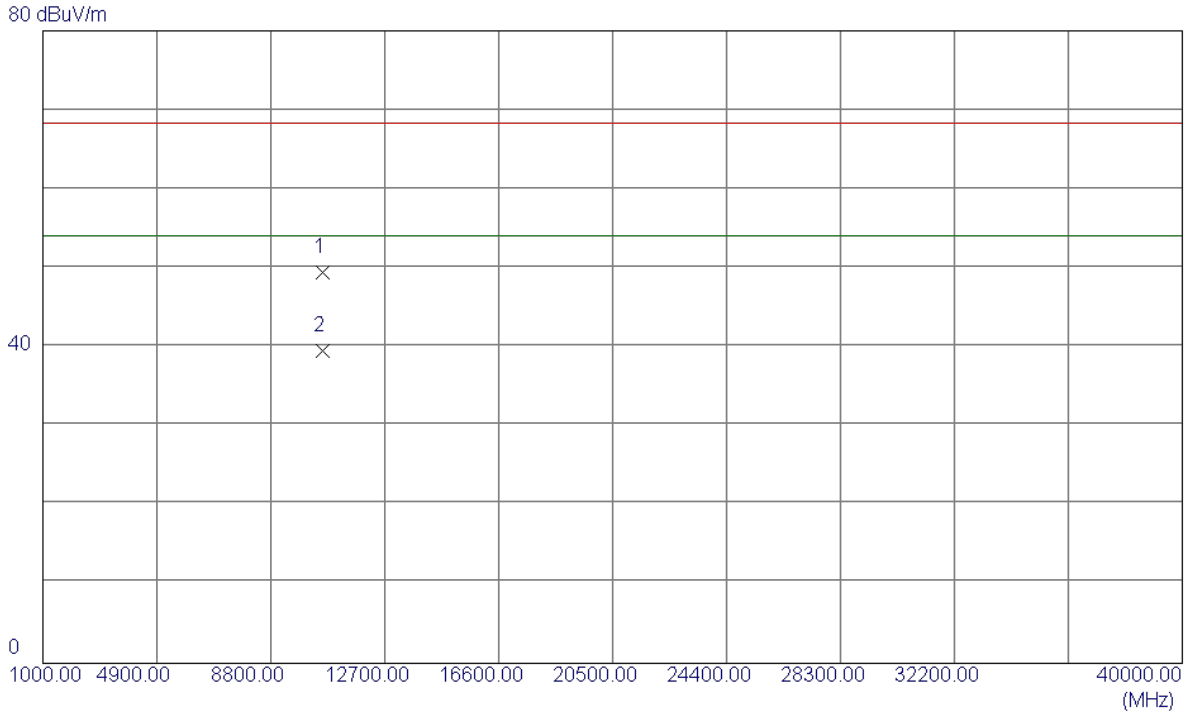

No.	Freq.	Reading Level	Correct Factor	Measure ment	Limit	Margin		
	MHz	dBuV/m	dB	dBuV/m	dBuV/m	dB	Detector	Comment
1	10581.5199	35.48	14.00	49.48	68.30	-18.82	Peak	
2 *	10581.4580	25.58	14.00	39.58	54.00	-14.42	AVG	

Orthogonal Axis :	X
Test Mode :	UNII-2A/ TX 802.11ac Wave2(80MHz) 5290MHz

Horizontal

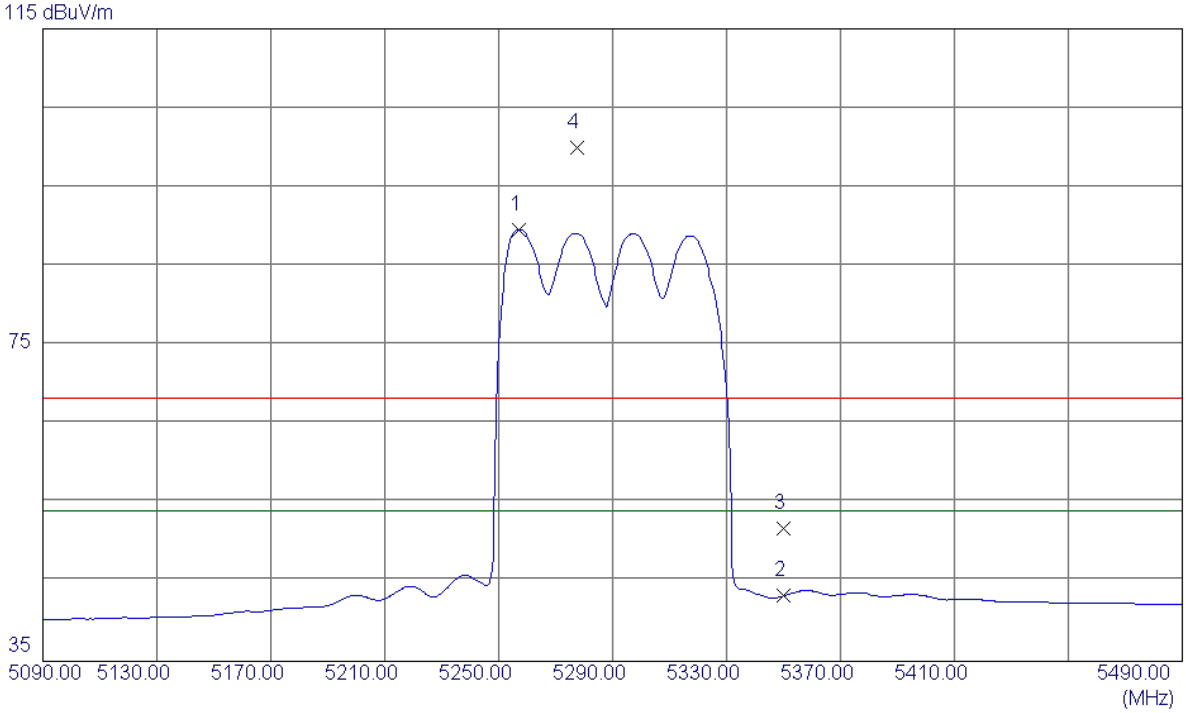

No.	Freq.	Reading Level	Correct Factor	Measure ment	Limit	Margin		
	MHz	dBuV/m	dB	dBuV/m	dBuV/m	dB	Detector	Comment
1 *	5257.2000	48.87	40.76	89.63	54.00	35.63	AVG	No Limit
2	5350.0000	2.20	41.06	43.26	54.00	-10.74	AVG	
3	5350.0000	10.73	41.06	51.79	68.30	-16.51	Peak	
4	5277.6000	59.18	40.83	100.01	68.30	31.71	Peak	No Limit

Orthogonal Axis :	X
Test Mode :	UNII-2A/ TX 802.11ac Wave2(80MHz) 5290MHz

Horizontal

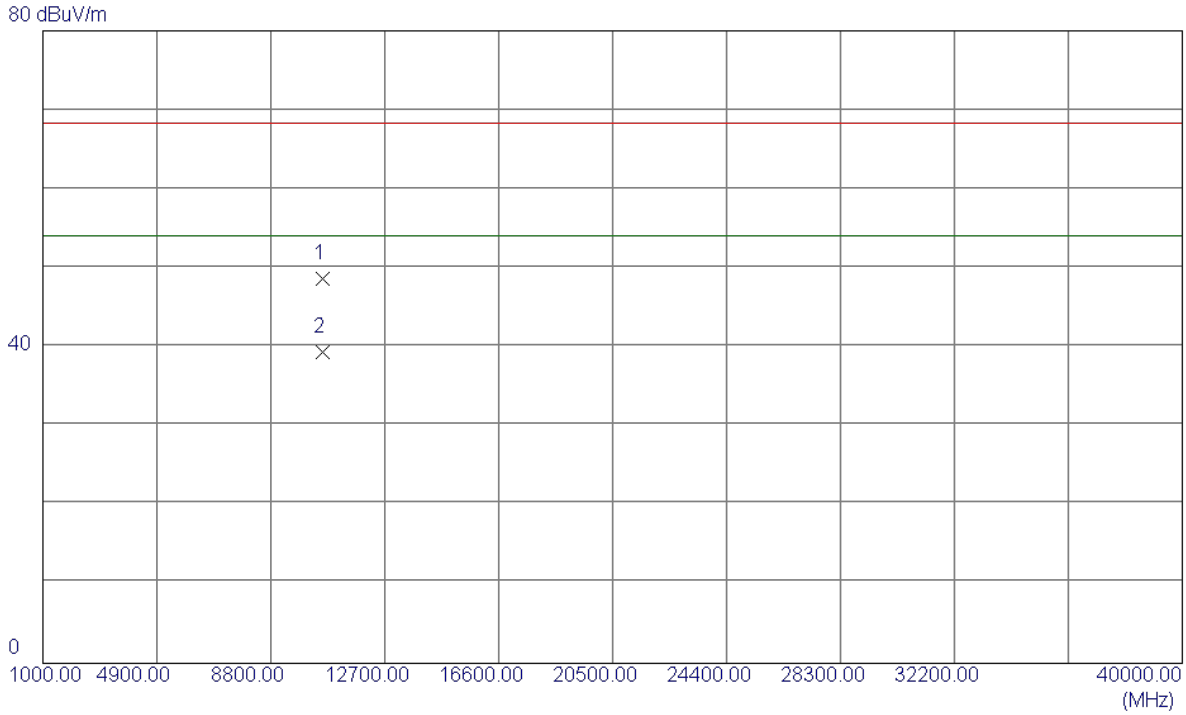

No.	Freq.	Reading Level	Correct Factor	Measure ment	Limit	Margin		
	MHz	dBuV/m	dB	dBuV/m	dBuV/m	dB	Detector	Comment
1	10580.3930	34.57	14.00	48.57	68.30	-19.73	Peak	
2 *	10580.7230	25.35	14.00	39.35	54.00	-14.65	AVG	

Orthogonal Axis :	X
Test Mode :	UNII-2C/ TX 802.11ac Wave2(20MHz) 5500MHz

Vertical

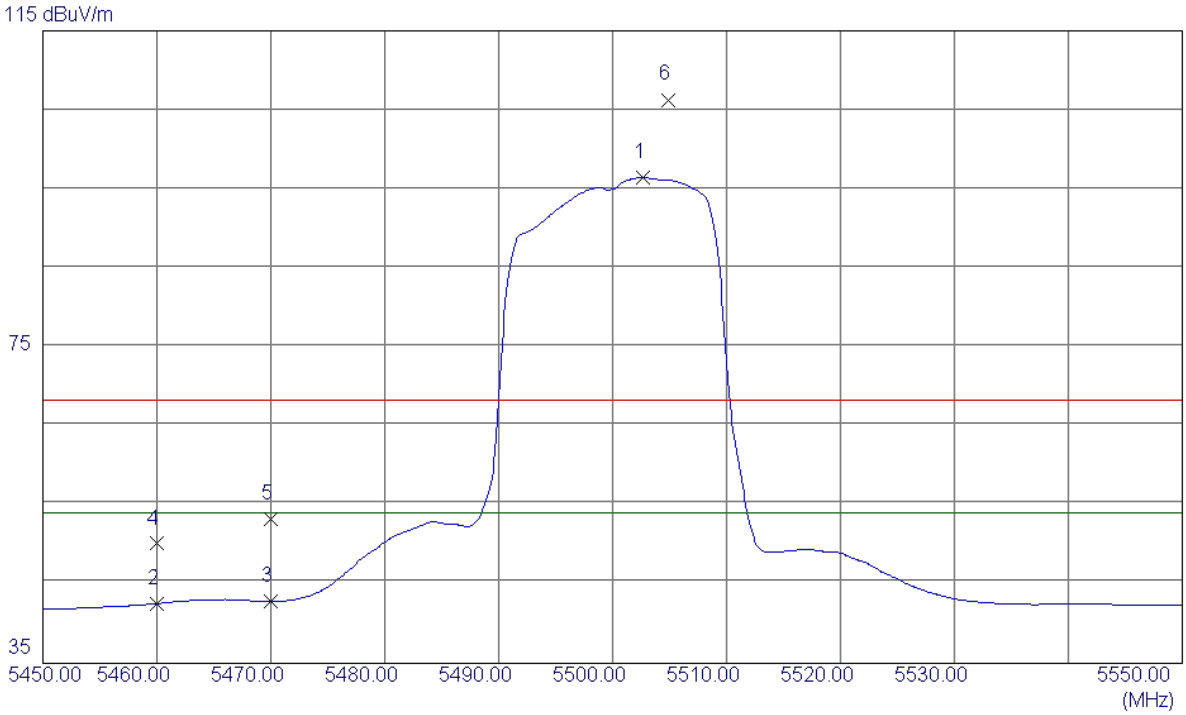

No.	Freq.	Reading Level	Correct Factor	Measure ment	Limit	Margin		
	MHz	dBuV/m	dB	dBuV/m	dBuV/m	dB	Detector	Comment
1 *	5502.7000	54.87	41.57	96.44	54.00	42.44	AVG	No Limit
2	5460.0000	1.12	41.43	42.55	54.00	-11.45	AVG	
3	5470.0000	1.35	41.46	42.81	54.00	-11.19	AVG	
4	5460.0000	8.69	41.43	50.12	68.30	-18.18	Peak	
5	5470.0000	11.77	41.46	53.23	68.30	-15.07	Peak	
6	5504.9000	64.71	41.57	106.28	68.30	37.98	Peak	No Limit

Orthogonal Axis :	X
Test Mode :	UNII-2C/ TX 802.11ac Wave2(20MHz) 5500MHz

Vertical

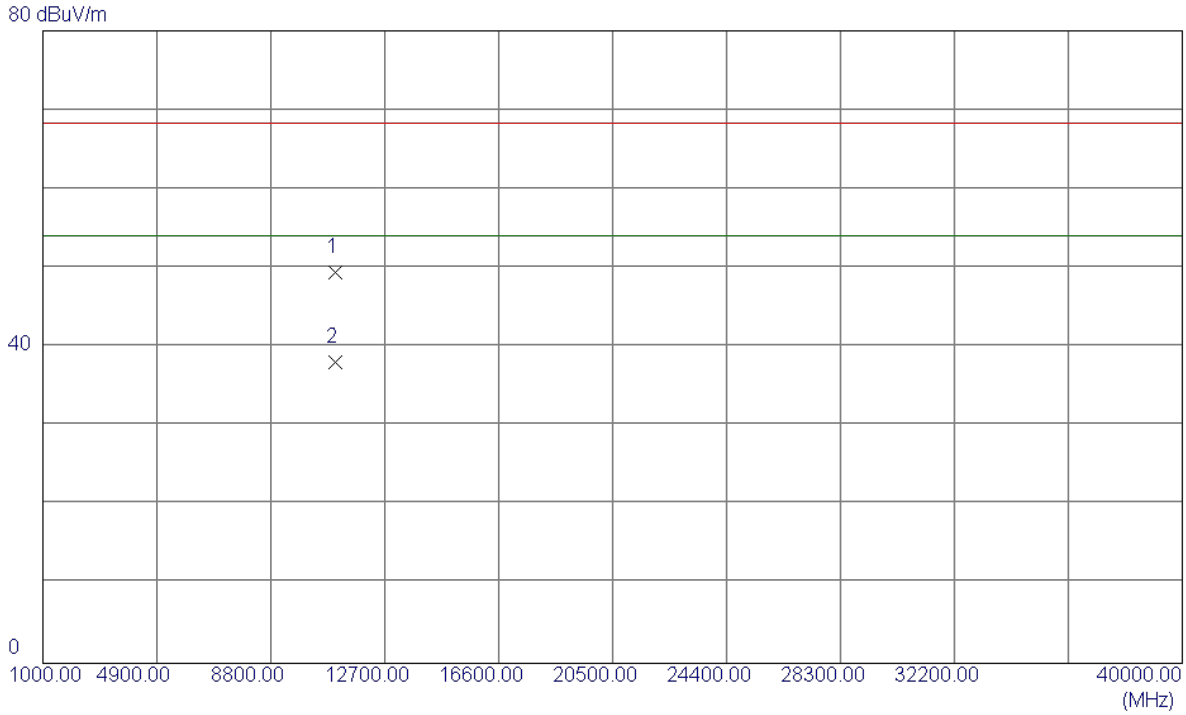

No.	Freq.	Reading Level	Correct Factor	Measure ment	Limit	Margin		
	MHz	dBuV/m	dB	dBuV/m	dBuV/m	dB	Detector	Comment
1	11000.6700	33.65	15.75	49.40	68.30	-18.90	Peak	
2 *	11000.6200	22.36	15.75	38.11	54.00	-15.89	AVG	

Orthogonal Axis :	X
Test Mode :	UNII-2C/ TX 802.11ac Wave2(20MHz) 5500MHz

Horizontal

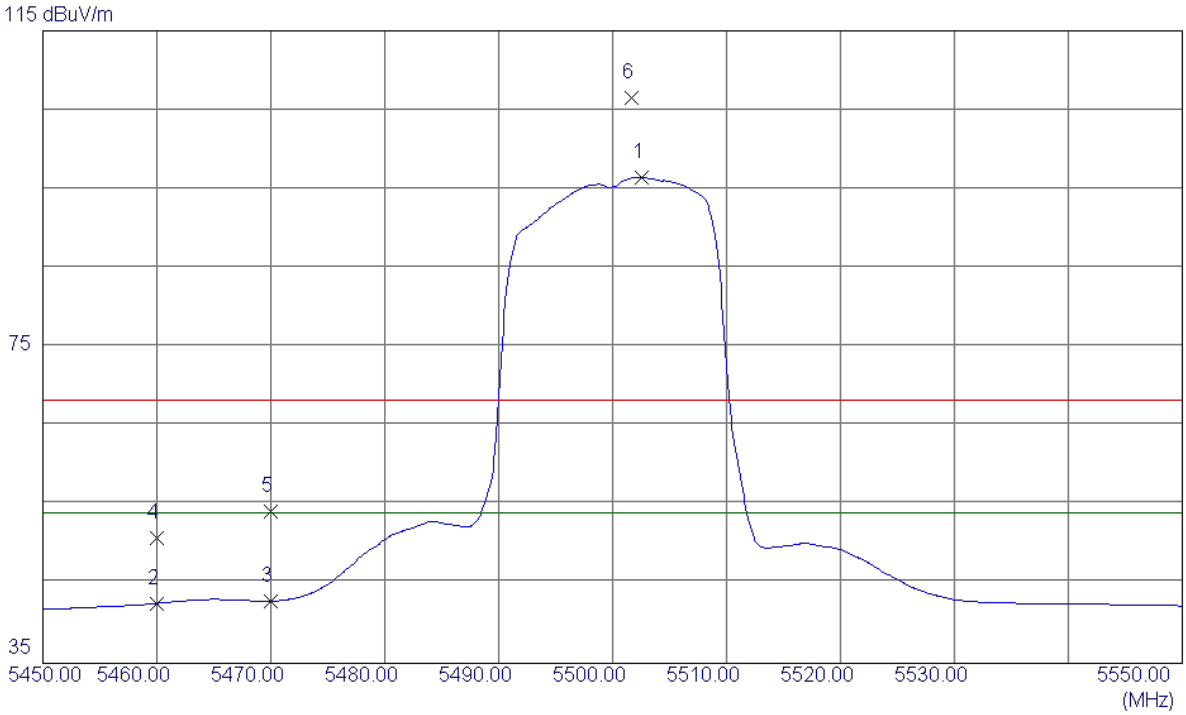

No.	Freq.	Reading Level	Correct Factor	Measure ment	Limit	Margin		
	MHz	dBuV/m	dB	dBuV/m	dBuV/m	dB	Detector	Comment
1 *	5502.6000	54.88	41.57	96.45	54.00	42.45	AVG	No Limit
2	5460.0000	1.15	41.43	42.58	54.00	-11.42	AVG	
3	5470.0000	1.38	41.46	42.84	54.00	-11.16	AVG	
4	5460.0000	9.48	41.43	50.91	68.30	-17.39	Peak	
5	5470.0000	12.73	41.46	54.19	68.30	-14.11	Peak	
6	5501.7000	65.03	41.57	106.60	68.30	38.30	Peak	No Limit

Orthogonal Axis :	X
Test Mode :	UNII-2C/ TX 802.11ac Wave2(20MHz) 5500MHz

Horizontal

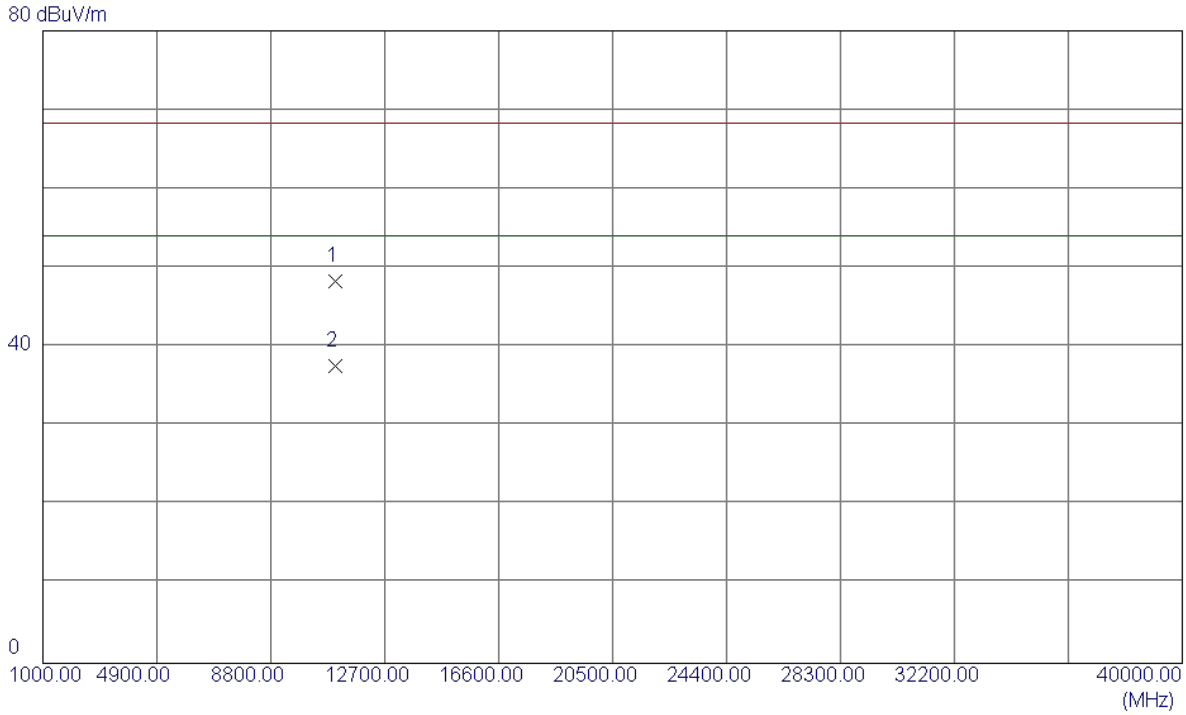

No.	Freq.	Reading Level	Correct Factor	Measure ment	Limit	Margin		
	MHz	dBuV/m	dB	dBuV/m	dBuV/m	dB	Detector	Comment
1	11000.3789	32.55	15.75	48.30	68.30	-20.00	Peak	
2 *	11000.5490	21.79	15.75	37.54	54.00	-16.46	AVG	

Orthogonal Axis :	X
Test Mode :	UNII-2C/ TX 802.11ac Wave2(20MHz) 5580MHz

Vertical

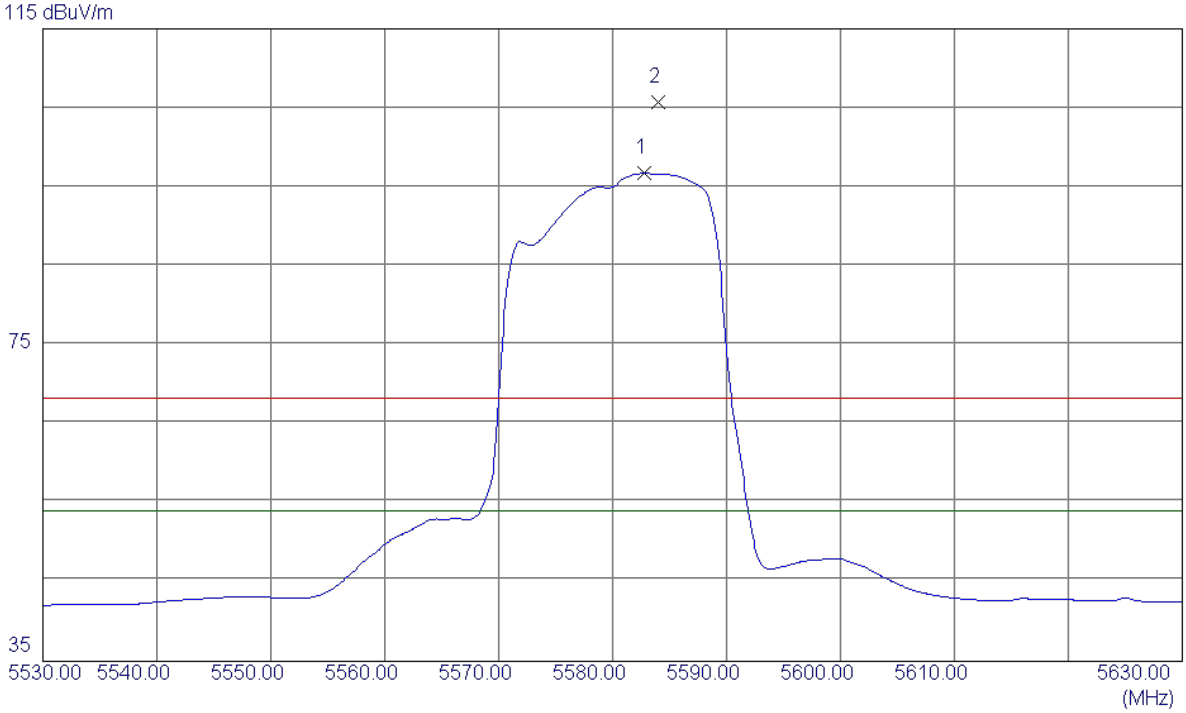

No.	Freq.	Reading Level	Correct Factor	Measure ment	Limit	Margin		
	MHz	dBuV/m	dB	dBuV/m	dBuV/m	dB	Detector	Comment
1 *	5582.8000	54.94	41.81	96.75	54.00	42.75	AVG	No Limit
2	5584.0000	63.84	41.81	105.65	68.30	37.35	Peak	No Limit

Orthogonal Axis :	X
Test Mode :	UNII-2C/ TX 802.11ac Wave2(20MHz) 5580MHz

Vertical

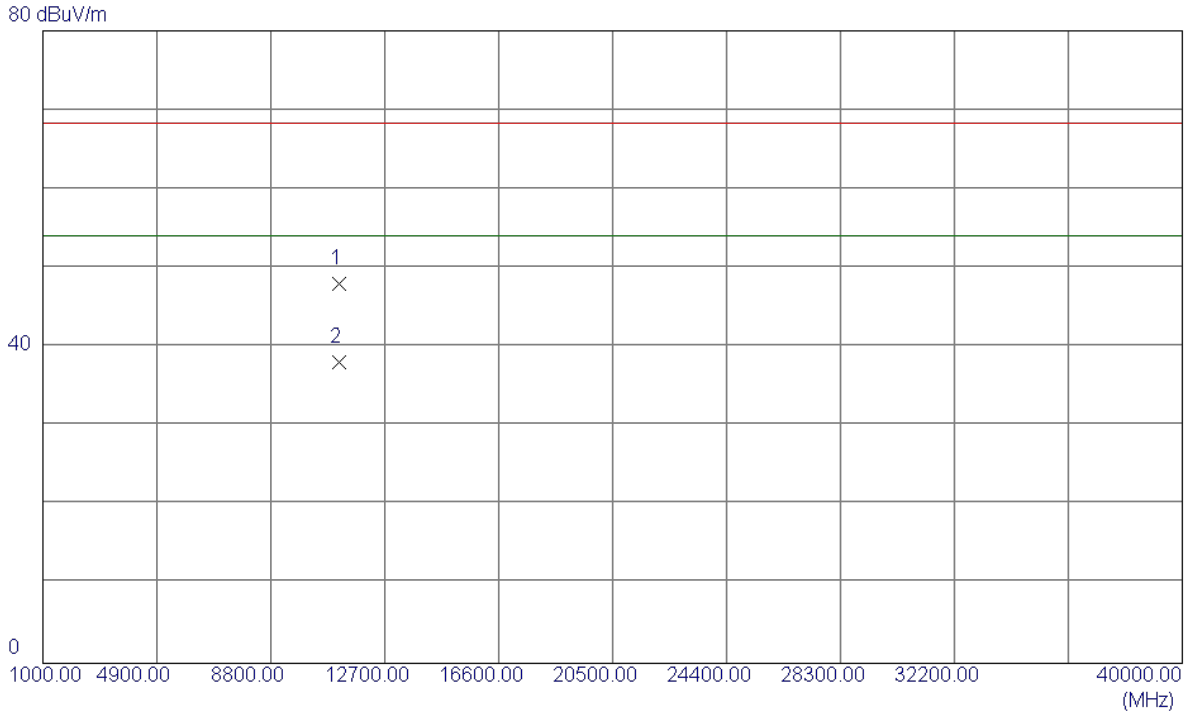

No.	Freq.	Reading Level	Correct Factor	Measure ment	Limit	Margin		
	MHz	dBuV/m	dB	dBuV/m	dBuV/m	dB	Detector	Comment
1	11160.7100	31.89	16.13	48.02	68.30	-20.28	Peak	
2 *	11160.7100	21.88	16.13	38.01	54.00	-15.99	AVG	

Orthogonal Axis :	X
Test Mode :	UNII-2C/ TX 802.11ac Wave2(20MHz) 5580MHz

Horizontal

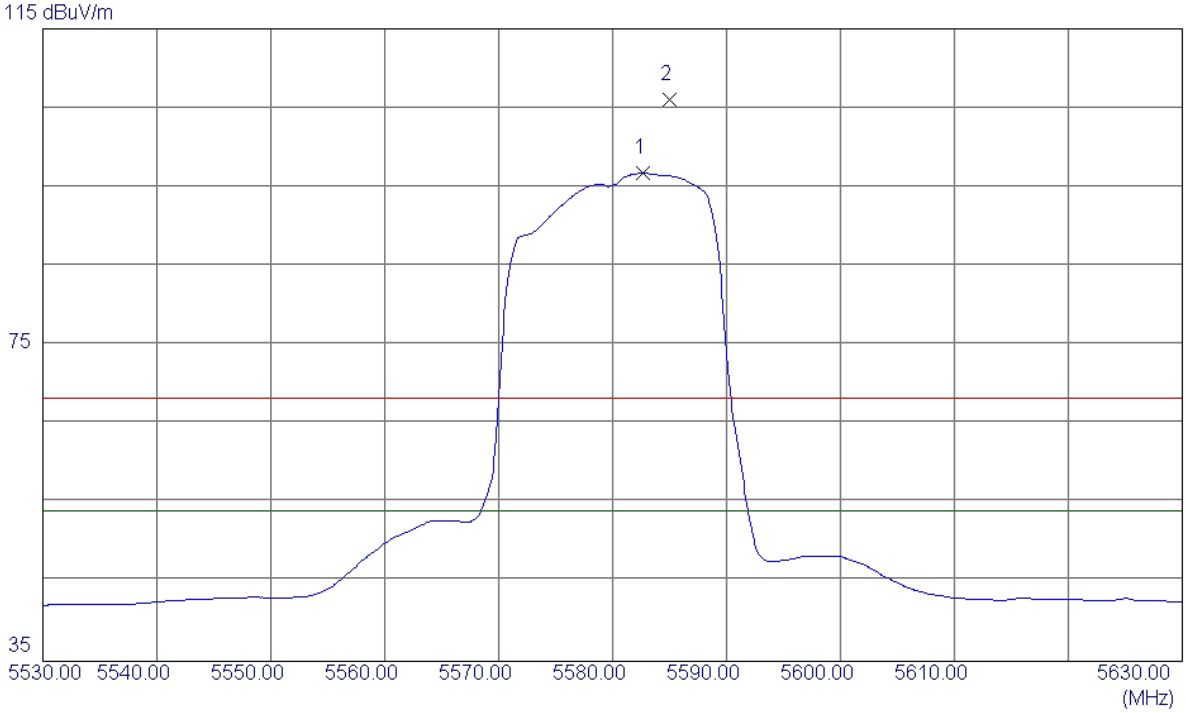

No.	Freq.	Reading Level	Correct Factor	Measure ment	Limit	Margin		
	MHz	dBuV/m	dB	dBuV/m	dBuV/m	dB	Detector	Comment
1 *	5582.7000	54.94	41.81	96.75	54.00	42.75	AVG	No Limit
2	5585.0000	64.25	41.82	106.07	68.30	37.77	Peak	No Limit

Orthogonal Axis :	X
Test Mode :	UNII-2C/ TX 802.11ac Wave2(20MHz) 5580MHz

Horizontal

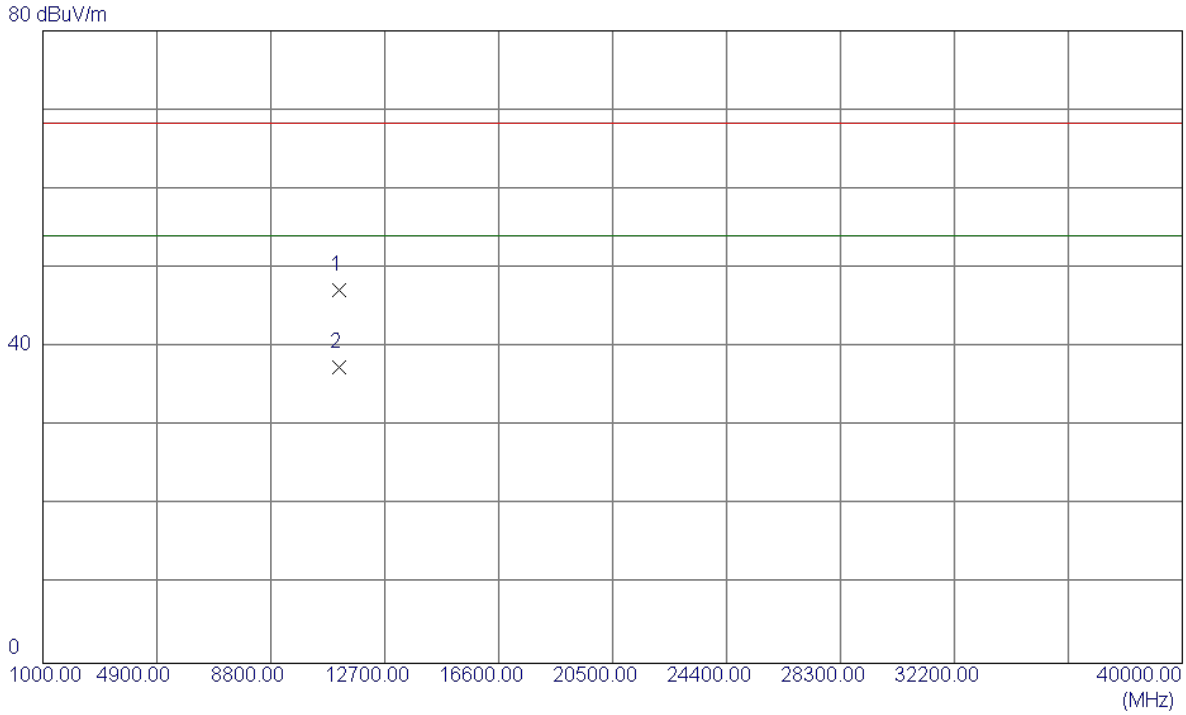

No.	Freq.	Reading Level	Correct Factor	Measure ment	Limit	Margin		
	MHz	dBuV/m	dB	dBuV/m	dBuV/m	dB	Detector	Comment
1	11160.0300	31.10	16.13	47.23	68.30	-21.07	Peak	
2 *	11160.0300	21.29	16.13	37.42	54.00	-16.58	AVG	

Orthogonal Axis :	X
Test Mode :	UNII-2C/ TX 802.11ac Wave2(20MHz) 5700MHz

Vertical

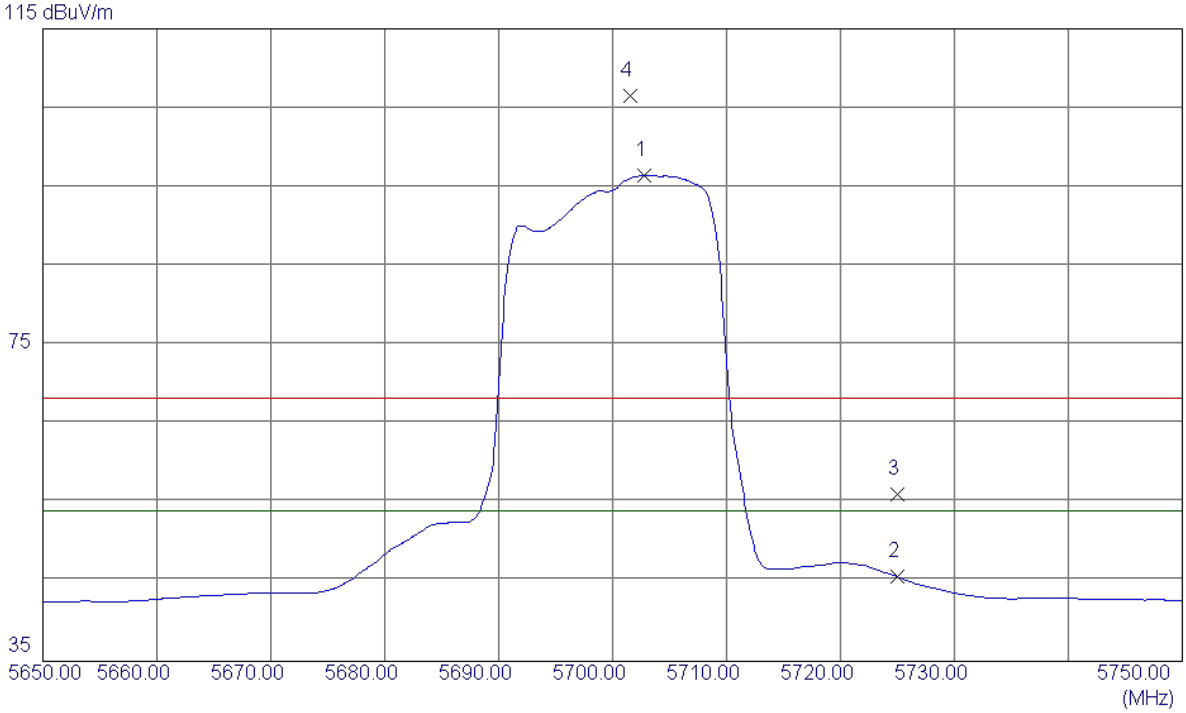

No.	Freq.	Reading Level	Correct Factor	Measure ment	Limit	Margin		
	MHz	dBuV/m	dB	dBuV/m	dBuV/m	dB	Detector	Comment
1 *	5702.8000	54.28	42.17	96.45	54.00	42.45	AVG	No Limit
2	5725.0000	3.45	42.24	45.69	54.00	-8.31	AVG	
3	5725.0000	13.93	42.24	56.17	68.30	-12.13	Peak	
4	5701.6000	64.28	42.17	106.45	68.30	38.15	Peak	No Limit