Appendix B. SAR Measurement Plots

Table of contents
GSM850 Head
GSM850 Body
GSM1900 Head
GSM1900 Body
UMTS Band II Head
UMTS Band II Body
UMTS Band IV Head
UMTS Band IV Body
UMTS Band V Head
UMTS Band V Body
LTE Band II Head
LTE Band II Body
LTE Band IV Head
LTE Band IV Body
LTE Band V Head
LTE Band V Body
LTE Band XII Head
LTE Band XII Body
WiFi 2.4G Head
WiFi 2.4G Body

Date: 2016/10/21

Test Laboratory: HUAWEI SAR/HAC Lab

BLN-L24 GSM850 251CH Right touch

DUT: BLN-L24; Type: Smart Phone; Serial: SAR3

Communication System: UID 0, HW-GSM\GPRS\EGPRS-1TS (0); Frequency: 848.8 MHz;Duty Cycle: 1:8.30042
Medium parameters used: f = 849 MHz; σ = 0.924 S/m; ε_r = 40.146; ρ = 1000 kg/m^3
Phantom section: Right Section

DASY Configuration:

- Probe: EX3DV4 - SN7346; ConvF(10.26, 10.26, 10.26); Calibrated: 2016/6/23;
- Sensor-Surface: 1.4mm (Mechanical Surface Detection), z = 1.0, 31.0
- Electronics: DAE4 Sn914; Calibrated: 2016/1/7
- Phantom: SAM5; Type: QD000P40CD; Serial: TP:1894
- DASY52 52.8.8(1222); SEMCAD X 14.6.10(7373)

Configuration/Head/Area Scan (9x13x1): Measurement grid: dx=15mm, dy=15mm
Maximum value of SAR (measured) = 0.288 W/kg

Configuration/Head/Zoom Scan (5x5x7)/Cube 0: Measurement grid: dx=8mm, dy=8mm, dz=5mm
Reference Value = 5.249 V/m; Power Drift = -0.07 dB
Peak SAR (extrapolated) = 0.294 W/kg
SAR(1 g) = 0.245 W/kg; SAR(10 g) = 0.195 W/kg
Maximum value of SAR (measured) = 0.278 W/kg

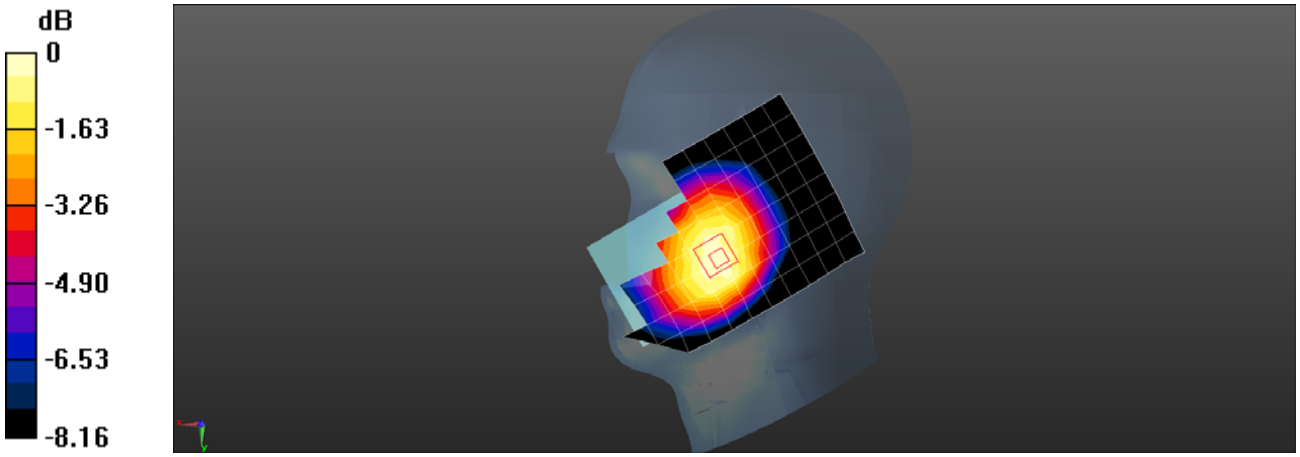

0 dB = 0.278 W/kg = -5.56 dBW/kg

Date: 2016/10/23

Test Laboratory: HUAWEI SAR/HAC Lab

BLN-L24 GSM850 190CH Back side 15mm

DUT: BLN-L24; Type: Smart Phone; Serial: SAR3

Communication System: UID 0, HW-GSM\GPRS\EGPRS-1TS (0); Frequency: 836.6 MHz;Duty Cycle: 1:8.30042
Medium parameters used: f = 837 MHz; σ = 0.989 S/m; ε_r = 54.975; ρ = 1000 kg/m^3
Phantom section: Flat Section

DASY Configuration:

- Probe: EX3DV4 - SN7346; ConvF(9.87, 9.87, 9.87); Calibrated: 2016/6/23;
- Sensor-Surface: 1.4mm (Mechanical Surface Detection), z = 1.0, 31.0
- Electronics: DAE4 Sn914; Calibrated: 2016/1/7
- Phantom: SAM6; Type: QD 000 P40 CD; Serial: 1892
- DASY52 52.8.8(1222); SEMCAD X 14.6.10(7373)

Configuration/Body/Area Scan (9x13x1): Measurement grid: dx=15mm, dy=15mm
Maximum value of SAR (measured) = 0.405 W/kg

Configuration/Body/Zoom Scan (5x5x7)/Cube 0: Measurement grid: dx=8mm, dy=8mm, dz=5mm
Reference Value = 18.15 V/m; Power Drift = -0.03 dB
Peak SAR (extrapolated) = 0.407 W/kg
SAR(1 g) = 0.335 W/kg; SAR(10 g) = 0.263 W/kg
Maximum value of SAR (measured) = 0.387 W/kg

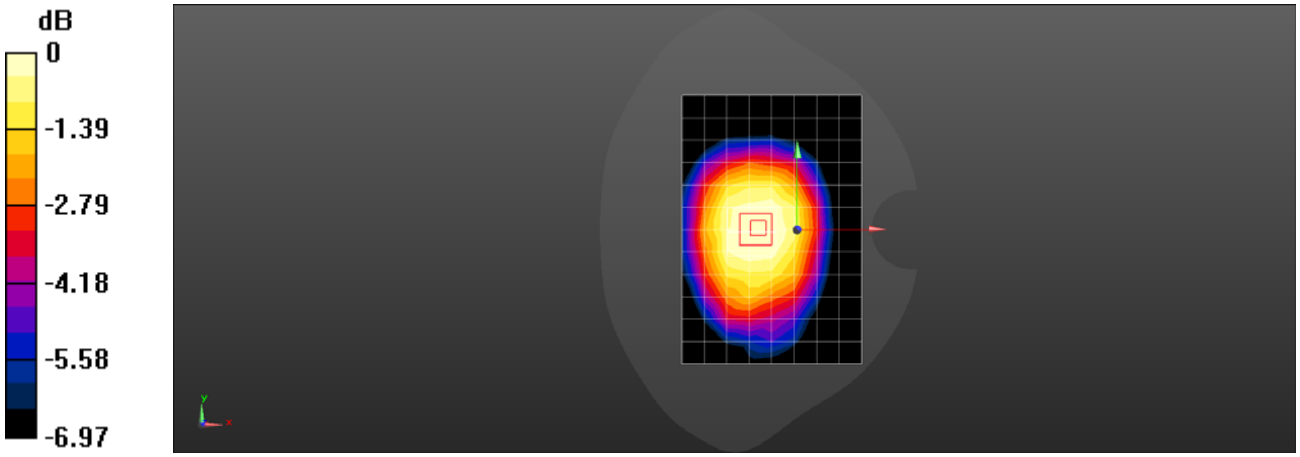

0 dB = 0.387 W/kg = -4.12 dBW/kg

Date: 2016/10/23

Test Laboratory: HUAWEI SAR/HAC Lab

BLN-L24 GSM850 GPRS 2TS 190CH Right side 10mm

DUT: BLN-L24; Type: Smart Phone; Serial: SAR3

Communication System: UID 0, HW-GSM\GPRS\EGPRS-2TS (0); Frequency: 836.6 MHz;Duty Cycle: 1:4.10015
Medium parameters used: f = 837 MHz; σ = 0.989 S/m; ε_r = 54.975; ρ = 1000 kg/m^3
Phantom section: Flat Section

DASY Configuration:

- Probe: EX3DV4 - SN7346; ConvF(9.87, 9.87, 9.87); Calibrated: 2016/6/23;
- Sensor-Surface: 1.4mm (Mechanical Surface Detection), z = 1.0, 31.0
- Electronics: DAE4 Sn914; Calibrated: 2016/1/7
- Phantom: SAM6; Type: QD 000 P40 CD; Serial: 1892
- DASY52 52.8.8(1222); SEMCAD X 14.6.10(7373)

Configuration/Body/Area Scan (5x13x1): Measurement grid: dx=15mm, dy=15mm
Maximum value of SAR (measured) = 0.561 W/kg

Configuration/Body/Zoom Scan (5x5x7)/Cube 0: Measurement grid: dx=8mm, dy=8mm, dz=5mm
Reference Value = 21.36 V/m; Power Drift = -0.12 dB
Peak SAR (extrapolated) = 0.647 W/kg
SAR(1 g) = 0.486 W/kg; SAR(10 g) = 0.339 W/kg
Maximum value of SAR (measured) = 0.599 W/kg

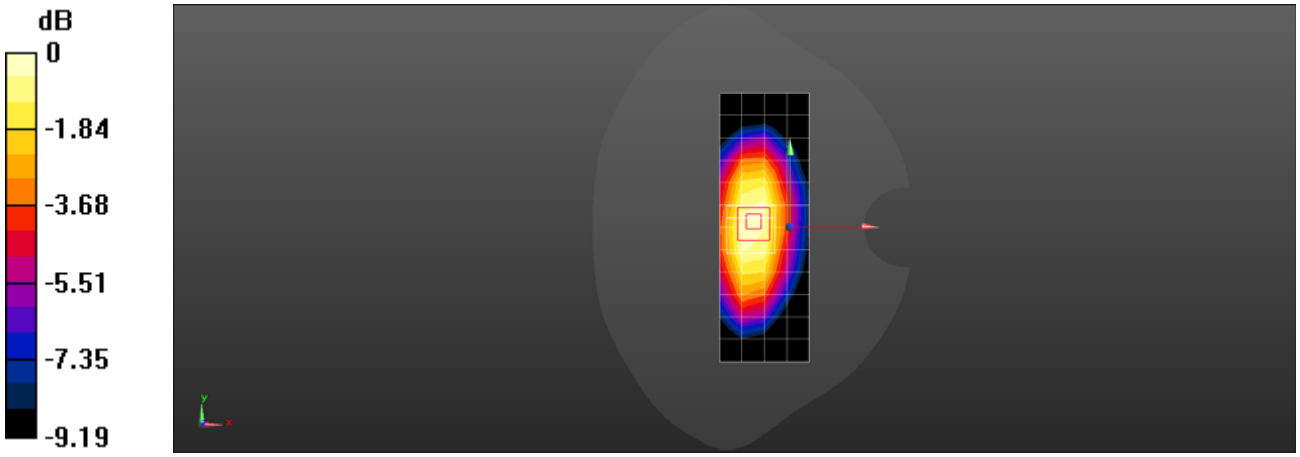

0 dB = 0.599 W/kg = -2.23 dBW/kg

Date: 2016/10/22

Test Laboratory: HUAWEI SAR/HAC Lab

BLN-L24 GSM1900 661CH Left touch

DUT: BLN-L24; Type: Smart Phone; Serial: SAR3

Communication System: UID 0, HW-GSM\GPRS\EGPRS-1TS (0); Frequency: 1880 MHz;Duty Cycle: 1:8.30042
Medium parameters used: f = 1880 MHz; σ = 1.378 S/m; ε_r = 40.11; ρ = 1000 kg/m^3
Phantom section: Left Section

DASY Configuration:

- Probe: EX3DV4 - SN7346; ConvF(8.17, 8.17, 8.17); Calibrated: 2016/6/23;
- Sensor-Surface: 1.4mm (Mechanical Surface Detection), z = 1.0, 31.0
- Electronics: DAE4 Sn914; Calibrated: 2016/1/7
- Phantom: SAM5; Type: QD000P40CD; Serial: TP:1894
- DASY52 52.8.8(1222); SEMCAD X 14.6.10(7373)

Configuration/Head/Area Scan (9x13x1): Measurement grid: dx=15mm, dy=15mm
Maximum value of SAR (measured) = 0.257 W/kg

Configuration/Head/Zoom Scan (5x5x7)/Cube 0: Measurement grid: dx=8mm, dy=8mm, dz=5mm
Reference Value = 4.581 V/m; Power Drift = 0.12 dB
Peak SAR (extrapolated) = 0.312 W/kg
SAR(1 g) = 0.205 W/kg; SAR(10 g) = 0.131 W/kg
Maximum value of SAR (measured) = 0.265 W/kg

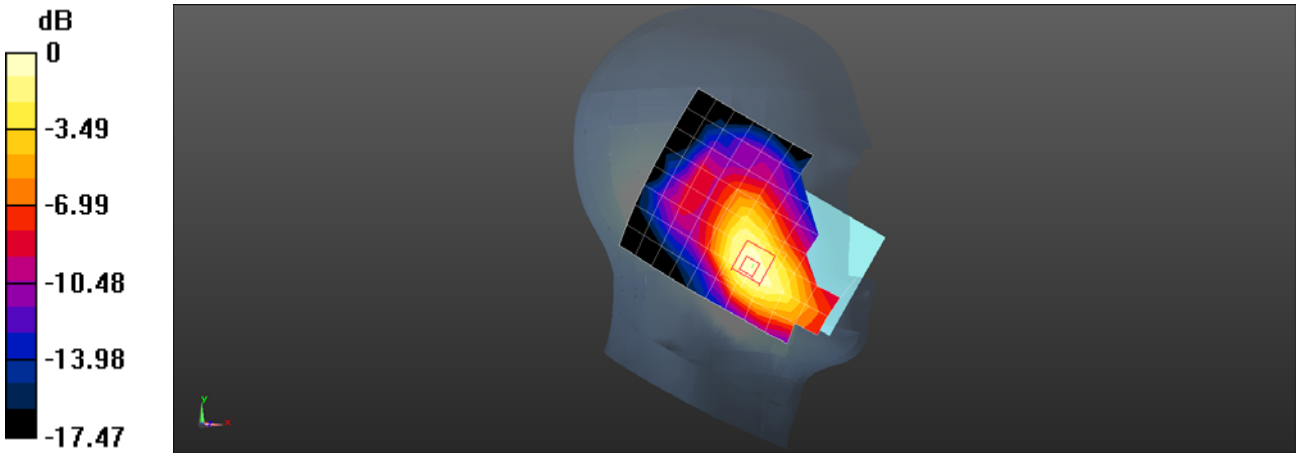

0 dB = 0.265 W/kg = -5.76 dBW/kg

Date: 2016/10/23

Test Laboratory: HUAWEI SAR/HAC Lab

BLN-L24 GSM1900 661CH Back side 15mm

DUT: BLN-L24; Type: Smart Phone; Serial: SAR3

Communication System: UID 0, HW-GSM\GPRS\EGPRS-2TS (0); Frequency: 1880 MHz;Duty Cycle: 1:4.10015
Medium parameters used: f = 1880 MHz; σ = 1.565 S/m; ε_r = 51.921; ρ = 1000 kg/m^3
Phantom section: Flat Section

DASY Configuration:

- Probe: EX3DV4 - SN7346; ConvF(7.92, 7.92, 7.92); Calibrated: 2016/6/23;
- Sensor-Surface: 1.4mm (Mechanical Surface Detection), z = 1.0, 31.0
- Electronics: DAE4 Sn914; Calibrated: 2016/1/7
- Phantom: SAM6; Type: QD 000 P40 CD; Serial: 1892
- DASY52 52.8.8(1222); SEMCAD X 14.6.10(7373)

Configuration/Body/Area Scan (9x13x1): Measurement grid: dx=15mm, dy=15mm
Maximum value of SAR (measured) = 0.487 W/kg

Configuration/Body/Zoom Scan (5x5x7)/Cube 0: Measurement grid: dx=8mm, dy=8mm, dz=5mm
Reference Value = 7.317 V/m; Power Drift = -0.08 dB
Peak SAR (extrapolated) = 0.547 W/kg
SAR(1 g) = 0.334 W/kg; SAR(10 g) = 0.184 W/kg
Maximum value of SAR (measured) = 0.479 W/kg

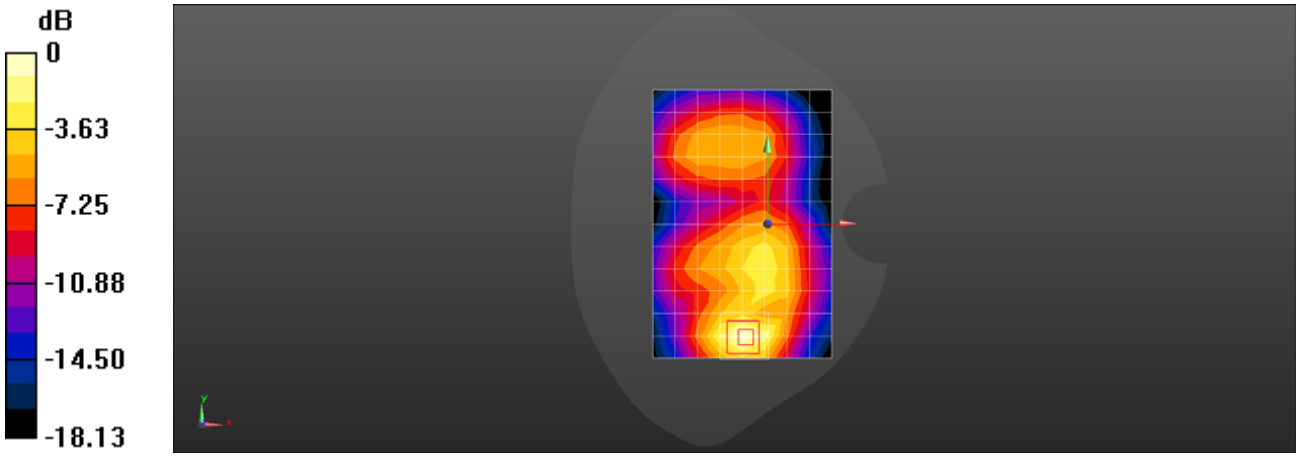

0 dB = 0.479 W/kg = -3.19 dBW/kg

Date: 2016/10/23

Test Laboratory: HUAWEI SAR/HAC Lab

BLN-L24 GSM1900 GPRS 2TS 661CH Bottom side 10mm

DUT: BLN-L24; Type: Smart Phone; Serial: SAR3

Communication System: UID 0, HW-GSM\GPRS\EGPRS-2TS (0); Frequency: 1880 MHz;Duty Cycle: 1:4.10015
Medium parameters used: f = 1880 MHz; σ = 1.565 S/m; ε_r = 51.921; ρ = 1000 kg/m^3
Phantom section: Flat Section

DASY Configuration:

- Probe: EX3DV4 - SN7346; ConvF(7.92, 7.92, 7.92); Calibrated: 2016/6/23;
- Sensor-Surface: 1.4mm (Mechanical Surface Detection), z = 1.0, 31.0
- Electronics: DAE4 Sn914; Calibrated: 2016/1/7
- Phantom: SAM6; Type: QD 000 P40 CD; Serial: 1892
- DASY52 52.8.8(1222); SEMCAD X 14.6.10(7373)

Configuration/Body/Area Scan (5x13x1): Measurement grid: dx=15mm, dy=15mm
Maximum value of SAR (measured) = 0.543 W/kg

Configuration/Body/Zoom Scan (5x5x7)/Cube 0: Measurement grid: dx=8mm, dy=8mm, dz=5mm
Reference Value = 12.61 V/m; Power Drift = -0.12 dB
Peak SAR (extrapolated) = 0.764 W/kg
SAR(1 g) = 0.465 W/kg; SAR(10 g) = 0.248 W/kg
Maximum value of SAR (measured) = 0.672 W/kg

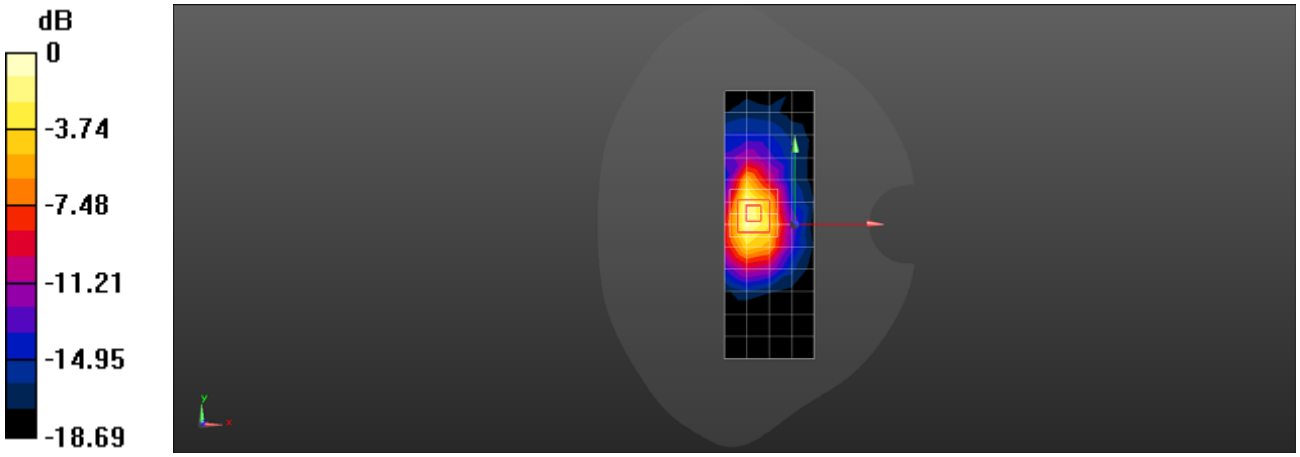

0 dB = 0.672 W/kg = -1.73 dBW/kg

Date: 2016/10/24

Test Laboratory: HUAWEI SAR/HAC Lab

BLN-L24 GSM1900 GPRS 2TS 661CH Bottom side 0mm

DUT: BLN-L24; Type: Smart Phone; Serial: SAR3

Communication System: UID 0, HW-GSM\GPRS\EGPRS-2TS (0); Frequency: 1880 MHz;Duty Cycle: 1:4.10015
Medium parameters used: f = 1880 MHz; σ = 1.565 S/m; ε_r = 51.921; ρ = 1000 kg/m^3
Phantom section: Flat Section

DASY Configuration:

- Probe: EX3DV4 - SN7346; ConvF(7.92, 7.92, 7.92); Calibrated: 2016/6/23;
- Sensor-Surface: 1.4mm (Mechanical Surface Detection), z = 1.0, 31.0
- Electronics: DAE4 Sn914; Calibrated: 2016/1/7
- Phantom: SAM6; Type: QD 000 P40 CD; Serial: 1892
- DASY52 52.8.8(1222); SEMCAD X 14.6.10(7373)

Configuration/Body/Area Scan (5x9x1): Measurement grid: dx=15mm, dy=15mm
Maximum value of SAR (measured) = 1.69 W/kg

Configuration/Body/Zoom Scan (5x5x7)/Cube 0: Measurement grid: dx=8mm, dy=8mm, dz=5mm
Reference Value = 15.73 V/m; Power Drift = -0.00 dB
Peak SAR (extrapolated) = 5.11 W/kg
SAR(1 g) = 2.15 W/kg; SAR(10 g) = 0.850 W/kg
Maximum value of SAR (measured) = 4.13 W/kg

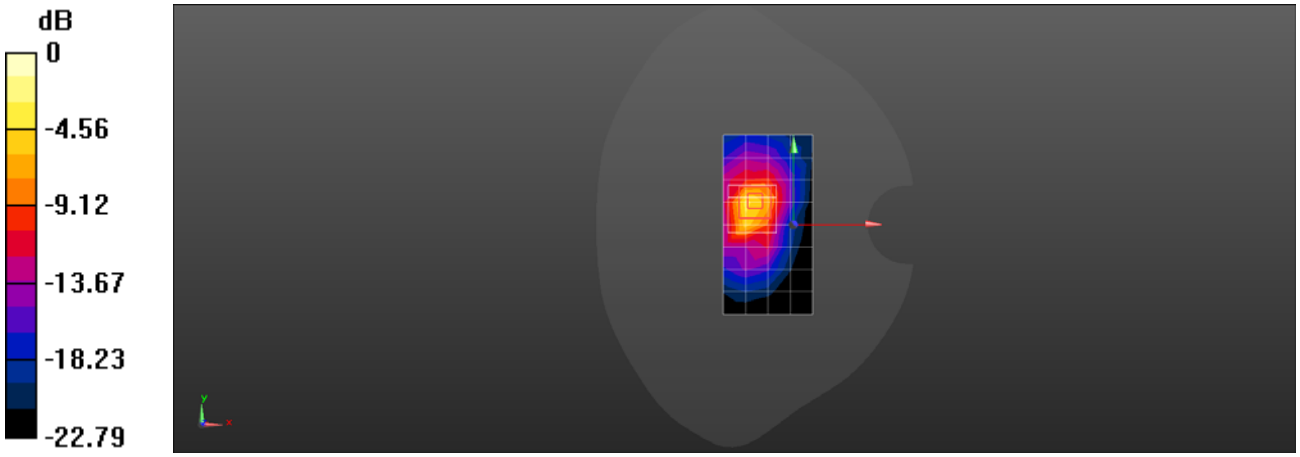

0 dB = 4.13 W/kg = 6.16 dBW/kg

Date: 2016/10/22

Test Laboratory: HUAWEI SAR/HAC Lab

BLN-L24 UMTS Band II 9400CH Left touch

DUT: BLN-L24; Type: Smart Phone; Serial: SAR3

Communication System: UID 0, HW-UMTS-FDD(WCDMA) (0); Frequency: 1880 MHz;Duty Cycle: 1:1
Medium parameters used: f = 1880 MHz; σ = 1.378 S/m; ε_r = 40.11; ρ = 1000 kg/m^3
Phantom section: Left Section

DASY Configuration:

- Probe: EX3DV4 - SN7346; ConvF(8.17, 8.17, 8.17); Calibrated: 2016/6/23;
- Sensor-Surface: 1.4mm (Mechanical Surface Detection), z = 1.0, 31.0
- Electronics: DAE4 Sn914; Calibrated: 2016/1/7
- Phantom: SAM5; Type: QD000P40CD; Serial: TP:1894
- DASY52 52.8.8(1222); SEMCAD X 14.6.10(7373)

Configuration/Head/Area Scan (9x13x1): Measurement grid: dx=15mm, dy=15mm
Maximum value of SAR (measured) = 0.470 W/kg

Configuration/Head/Zoom Scan (5x5x7)/Cube 0: Measurement grid: dx=8mm, dy=8mm, dz=5mm
Reference Value = 6.292 V/m; Power Drift = -0.05 dB
Peak SAR (extrapolated) = 0.554 W/kg
SAR(1 g) = 0.366 W/kg; SAR(10 g) = 0.233 W/kg
Maximum value of SAR (measured) = 0.478 W/kg



0 dB = 0.478 W/kg = -3.20 dBW/kg

Date: 2016/10/23

Test Laboratory: HUAWEI SAR/HAC Lab

BLN-L24 UMTS Band II 9400CH Back side 15mm

DUT: BLN-L24; Type: Smart Phone; Serial: SAR3

Communication System: UID 0, HW-UMTS-FDD(WCDMA) (0); Frequency: 1880 MHz;Duty Cycle: 1:1
Medium parameters used: f = 1880 MHz; σ = 1.565 S/m; ε_r = 51.921; ρ = 1000 kg/m^3
Phantom section: Flat Section

DASY Configuration:

- Probe: EX3DV4 - SN7346; ConvF(7.92, 7.92, 7.92); Calibrated: 2016/6/23;
- Sensor-Surface: 1.4mm (Mechanical Surface Detection), z = 1.0, 31.0
- Electronics: DAE4 Sn914; Calibrated: 2016/1/7
- Phantom: SAM6; Type: QD 000 P40 CD; Serial: 1892
- DASY52 52.8.8(1222); SEMCAD X 14.6.10(7373)

Configuration/Body/Area Scan (9x13x1): Measurement grid: dx=15mm, dy=15mm
Maximum value of SAR (measured) = 0.518 W/kg

Configuration/Body/Zoom Scan (5x5x7)/Cube 0: Measurement grid: dx=8mm, dy=8mm, dz=5mm
Reference Value = 7.051 V/m; Power Drift = -0.14 dB
Peak SAR (extrapolated) = 0.621 W/kg
SAR(1 g) = 0.379 W/kg; SAR(10 g) = 0.208 W/kg
Maximum value of SAR (measured) = 0.538 W/kg

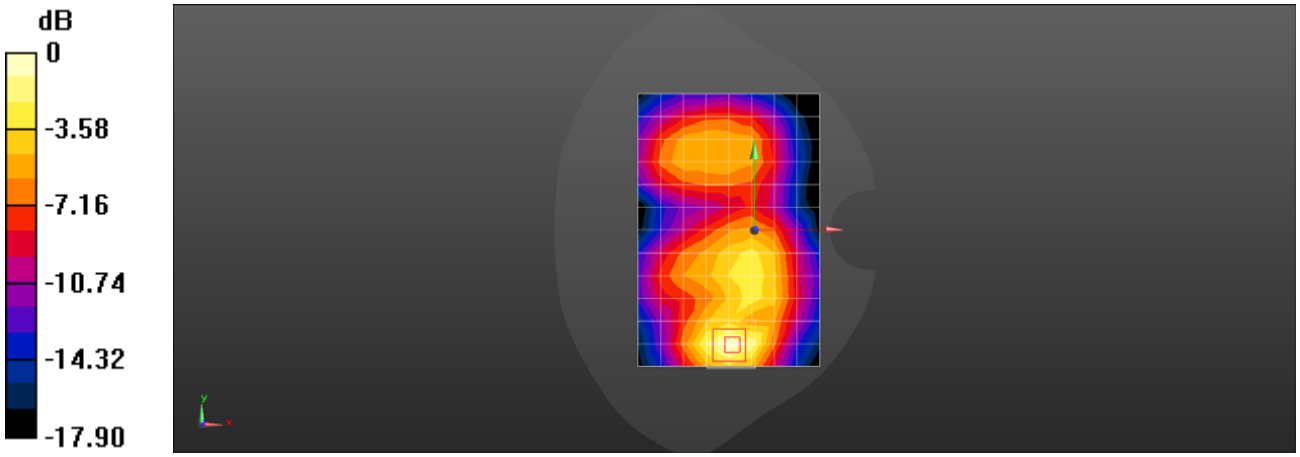

0 dB = 0.538 W/kg = -2.69 dBW/kg

Date: 2016/10/23

Test Laboratory: HUAWEI SAR/HAC Lab

BLN-L24 UMTS Band II 9400CH Bottom side 10mm

DUT: BLN-L24; Type: Smart Phone; Serial: SAR3

Communication System: UID 0, HW-UMTS-FDD(WCDMA) (0); Frequency: 1880 MHz;Duty Cycle: 1:1
Medium parameters used: f = 1880 MHz; σ = 1.565 S/m; ε_r = 51.921; ρ = 1000 kg/m^3
Phantom section: Flat Section

DASY Configuration:

- Probe: EX3DV4 - SN7346; ConvF(7.92, 7.92, 7.92); Calibrated: 2016/6/23;
- Sensor-Surface: 1.4mm (Mechanical Surface Detection), z = 1.0, 31.0
- Electronics: DAE4 Sn914; Calibrated: 2016/1/7
- Phantom: SAM6; Type: QD 000 P40 CD; Serial: 1892
- DASY52 52.8.8(1222); SEMCAD X 14.6.10(7373)

Configuration/Body/Area Scan (5x11x1): Measurement grid: dx=15mm, dy=15mm
Maximum value of SAR (measured) = 0.614 W/kg

Configuration/Body/Zoom Scan (5x5x7)/Cube 0: Measurement grid: dx=8mm, dy=8mm, dz=5mm
Reference Value = 14.09 V/m; Power Drift = 0.01 dB
Peak SAR (extrapolated) = 0.894 W/kg
SAR(1 g) = 0.543 W/kg; SAR(10 g) = 0.288 W/kg
Maximum value of SAR (measured) = 0.786 W/kg

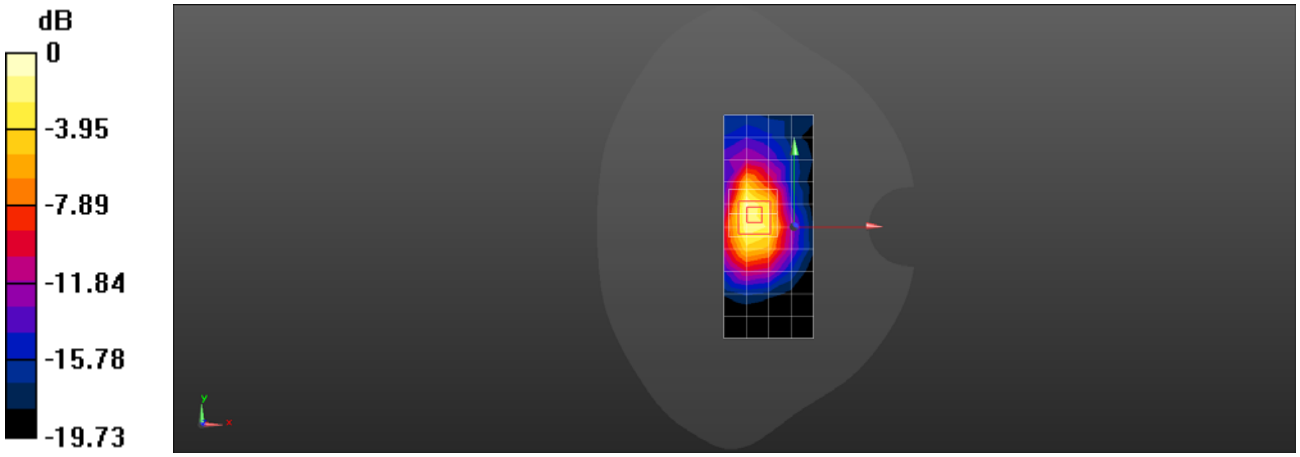

0 dB = 0.786 W/kg = -1.05 dBW/kg

Date: 2016/10/24

Test Laboratory: HUAWEI SAR/HAC Lab

BLN-L24 UMTS Band II 9400CH Front side 0mm

DUT: BLN-L24; Type: Smart Phone; Serial: SAR3

Communication System: UID 0, HW-UMTS-FDD(WCDMA) (0); Frequency: 1880 MHz;Duty Cycle: 1:1
Medium parameters used: f = 1880 MHz; σ = 1.565 S/m; ε_r = 51.921; ρ = 1000 kg/m^3
Phantom section: Flat Section

DASY Configuration:

- Probe: EX3DV4 - SN7346; ConvF(7.92, 7.92, 7.92); Calibrated: 2016/6/23;
- Sensor-Surface: 1.4mm (Mechanical Surface Detection), z = 1.0, 31.0
- Electronics: DAE4 Sn914; Calibrated: 2016/1/7
- Phantom: SAM6; Type: QD 000 P40 CD; Serial: 1892
- DASY52 52.8.8(1222); SEMCAD X 14.6.10(7373)

Configuration/Body/Area Scan (9x14x1): Measurement grid: dx=15mm, dy=15mm
Maximum value of SAR (measured) = 8.05 W/kg

Configuration/Body/Zoom Scan (5x5x7)/Cube 0: Measurement grid: dx=8mm, dy=8mm, dz=5mm
Reference Value = 3.485 V/m; Power Drift = 0.01 dB
Peak SAR (extrapolated) = 15.5 W/kg
SAR(1 g) = 5.86 W/kg; SAR(10 g) = 2.44 W/kg
Maximum value of SAR (measured) = 12.5 W/kg

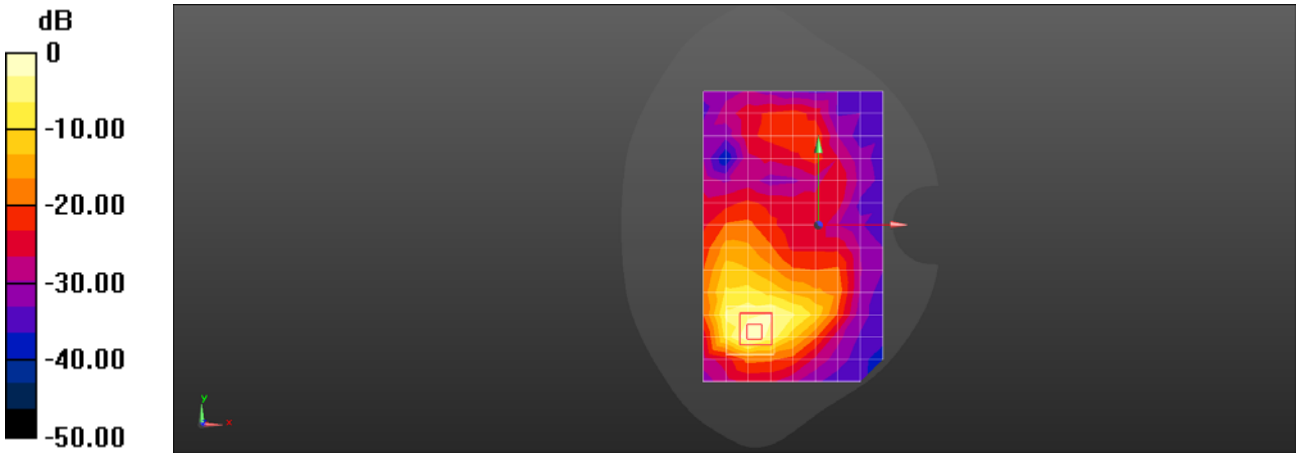

0 dB = 8.05 W/kg = 9.06 dBW/kg

Date: 2016/10/23

Test Laboratory: HUAWEI SAR/HAC Lab

BLN-L24 UMTS Band IV 1513CH Left touch

DUT: BLN-L24; Type: Smart Phone; Serial: SAR3

Communication System: UID 0, HW-UMTS-FDD(WCDMA) (0); Frequency: 1752.6 MHz;Duty Cycle: 1:1
Medium parameters used: f = 1753 MHz; σ = 1.395 S/m; ε_r = 40.956; ρ = 1000 kg/m^3
Phantom section: Left Section

DASY Configuration:

- Probe: EX3DV4 - SN7346; ConvF(8.53, 8.53, 8.53); Calibrated: 2016/6/23;
- Sensor-Surface: 1.4mm (Mechanical Surface Detection), z = 1.0, 31.0
- Electronics: DAE4 Sn914; Calibrated: 2016/1/7
- Phantom: SAM5; Type: QD000P40CD; Serial: TP:1894
- DASY52 52.8.8(1222); SEMCAD X 14.6.10(7373)

Configuration/Head/Area Scan (9x13x1): Measurement grid: dx=15mm, dy=15mm
Maximum value of SAR (measured) = 0.541 W/kg

Configuration/Head/Zoom Scan (5x5x7)/Cube 0: Measurement grid: dx=8mm, dy=8mm, dz=5mm
Reference Value = 6.612 V/m; Power Drift = 0.03 dB
Peak SAR (extrapolated) = 0.659 W/kg
SAR(1 g) = 0.458 W/kg; SAR(10 g) = 0.300 W/kg
Maximum value of SAR (measured) = 0.590 W/kg

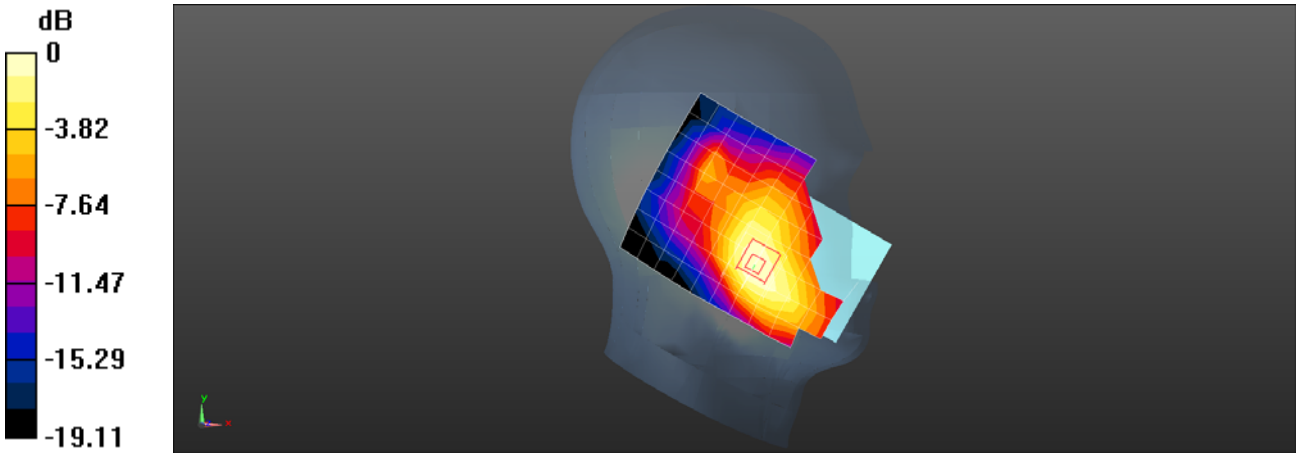

0 dB = 0.590 W/kg = -2.29 dBW/kg

Date: 2016/10/23

Test Laboratory: HUAWEI SAR/HAC Lab

BLN-L24 UMTS Band IV 1413CH Back side 15mm

DUT: BLN-L24; Type: Smart Phone; Serial: SAR3

Communication System: UID 0, HW-UMTS-FDD(WCDMA) (0); Frequency: 1732.6 MHz;Duty Cycle: 1:1
Medium parameters used: f = 1733 MHz; σ = 1.465 S/m; ε_r = 52.83; ρ = 1000 kg/m^3
Phantom section: Flat Section

DASY Configuration:

- Probe: EX3DV4 - SN7346; ConvF(8.22, 8.22, 8.22); Calibrated: 2016/6/23;
- Sensor-Surface: 1.4mm (Mechanical Surface Detection), z = 1.0, 31.0
- Electronics: DAE4 Sn914; Calibrated: 2016/1/7
- Phantom: SAM6; Type: QD 000 P40 CD; Serial: 1892
- DASY52 52.8.8(1222); SEMCAD X 14.6.10(7373)

Configuration/Body/Area Scan (9x13x1): Measurement grid: dx=15mm, dy=15mm
Maximum value of SAR (measured) = 0.412 W/kg

Configuration/Body/Zoom Scan (5x5x7)/Cube 0: Measurement grid: dx=8mm, dy=8mm, dz=5mm
Reference Value = 8.331 V/m; Power Drift = -0.02 dB
Peak SAR (extrapolated) = 0.450 W/kg
SAR(1 g) = 0.330 W/kg; SAR(10 g) = 0.227 W/kg
Maximum value of SAR (measured) = 0.410 W/kg

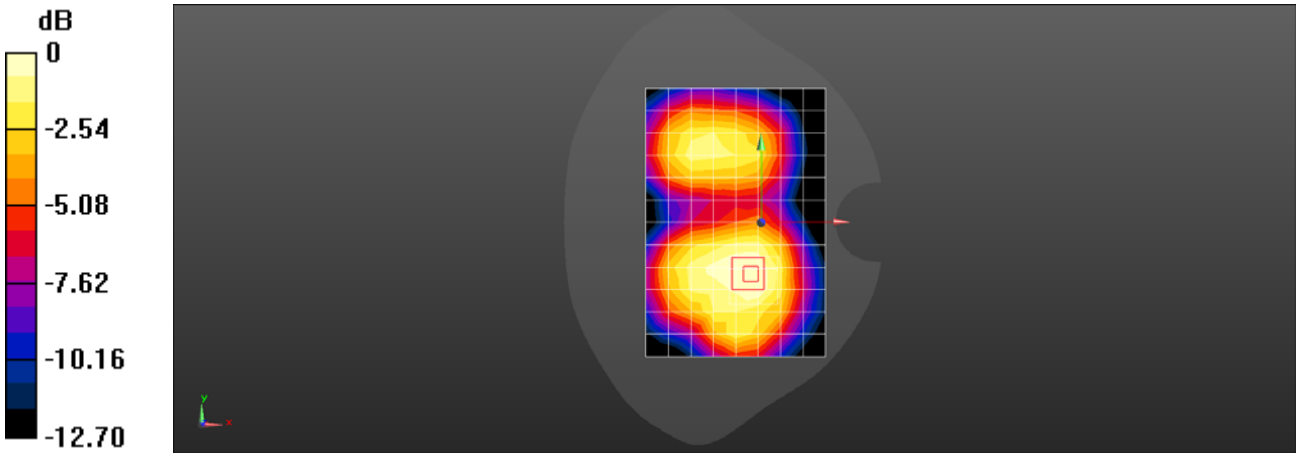

0 dB = 0.410 W/kg = -3.88 dBW/kg

Date: 2016/10/23

Test Laboratory: HUAWEI SAR/HAC Lab

BLN-L24 UMTS Band IV 1413CH Back side 10mm

DUT: BLN-L24; Type: Smart Phone; Serial: SAR3

Communication System: UID 0, HW-UMTS-FDD(WCDMA) (0); Frequency: 1732.6 MHz;Duty Cycle: 1:1
Medium parameters used: f = 1733 MHz; σ = 1.465 S/m; ε_r = 52.83; ρ = 1000 kg/m^3
Phantom section: Flat Section

DASY Configuration:

- Probe: EX3DV4 - SN7346; ConvF(8.22, 8.22, 8.22); Calibrated: 2016/6/23;
- Sensor-Surface: 1.4mm (Mechanical Surface Detection), z = 1.0, 31.0
- Electronics: DAE4 Sn914; Calibrated: 2016/1/7
- Phantom: SAM6; Type: QD 000 P40 CD; Serial: 1892
- DASY52 52.8.8(1222); SEMCAD X 14.6.10(7373)

Configuration/Body/Area Scan (9x13x1): Measurement grid: dx=15mm, dy=15mm
Maximum value of SAR (measured) = 0.549 W/kg

Configuration/Body/Zoom Scan (8x8x7)/Cube 0: Measurement grid: dx=8mm, dy=8mm, dz=5mm
Reference Value = 8.176 V/m; Power Drift = -0.09 dB
Peak SAR (extrapolated) = 0.581 W/kg
SAR(1 g) = 0.417 W/kg; SAR(10 g) = 0.286 W/kg
Maximum value of SAR (measured) = 0.512 W/kg

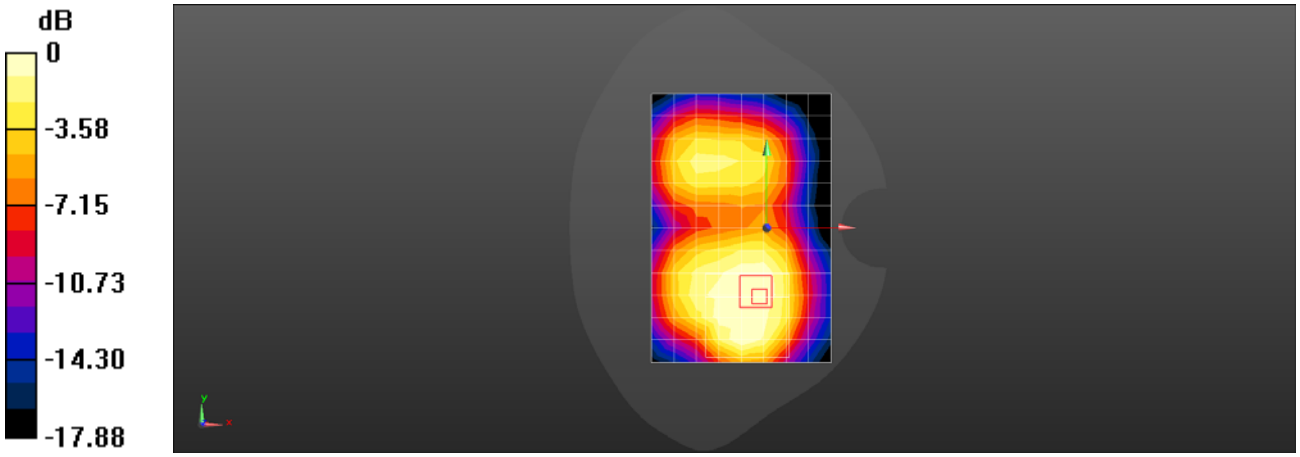

0 dB = 0.512 W/kg = -2.91 dBW/kg

Date: 2016/10/22

Test Laboratory: HUAWEI SAR/HAC Lab

BLN-L24 UMTS Band V 4182CH Right touch

DUT: BLN-L24; Type: Smart Phone; Serial: SAR3

Communication System: UID 0, HW-UMTS-FDD(WCDMA) (0); Frequency: 836.4 MHz;Duty Cycle: 1:1
Medium parameters used (interpolated): f = 836.4 MHz; σ = 0.912 S/m; ε_r = 40.29; ρ = 1000 kg/m^3
Phantom section: Right Section

DASY Configuration:

- Probe: EX3DV4 - SN7346; ConvF(10.26, 10.26, 10.26); Calibrated: 2016/6/23;
- Sensor-Surface: 1.4mm (Mechanical Surface Detection), z = 1.0, 31.0
- Electronics: DAE4 Sn914; Calibrated: 2016/1/7
- Phantom: SAM5; Type: QD000P40CD; Serial: TP:1894
- DASY52 52.8.8(1222); SEMCAD X 14.6.10(7373)

Configuration/Head/Area Scan (9x13x1): Measurement grid: dx=15mm, dy=15mm

Info: Interpolated medium parameters used for SAR evaluation.
Maximum value of SAR (measured) = 0.238 W/kg

Configuration/Head/Zoom Scan (6x5x7)/Cube 0: Measurement grid: dx=8mm, dy=8mm, dz=5mm
Reference Value = 9.426 V/m; Power Drift = -0.05 dB
Peak SAR (extrapolated) = 0.253 W/kg
SAR(1 g) = 0.210 W/kg; SAR(10 g) = 0.167 W/kg

Info: Interpolated medium parameters used for SAR evaluation.
Maximum value of SAR (measured) = 0.239 W/kg



0 dB = 0.239 W/kg = -6.21 dBW/kg

Date: 2016/10/23

Test Laboratory: HUAWEI SAR/HAC Lab

BLN-L24 UMTS Band V 4182CH Back side 15mm

DUT: BLN-L24; Type: Smart Phone; Serial: SAR3

Communication System: UID 0, HW-UMTS-FDD(WCDMA) (0); Frequency: 836.4 MHz;Duty Cycle: 1:1
Medium parameters used (interpolated): f = 836.4 MHz; σ = 0.988 S/m; ε_r = 54.979; ρ = 1000 kg/m^3
Phantom section: Flat Section

DASY Configuration:

- Probe: EX3DV4 - SN7346; ConvF(9.87, 9.87, 9.87); Calibrated: 2016/6/23;
- Sensor-Surface: 1.4mm (Mechanical Surface Detection), z = 1.0, 31.0
- Electronics: DAE4 Sn914; Calibrated: 2016/1/7
- Phantom: SAM6; Type: QD 000 P40 CD; Serial: 1892
- DASY52 52.8.8(1222); SEMCAD X 14.6.10(7373)

Configuration/Body/Area Scan (9x13x1): Measurement grid: dx=15mm, dy=15mm

Info: Interpolated medium parameters used for SAR evaluation.
Maximum value of SAR (measured) = 0.432 W/kg

Configuration/Body/Zoom Scan (5x5x7)/Cube 0: Measurement grid: dx=8mm, dy=8mm, dz=5mm
Reference Value = 18.37 V/m; Power Drift = -0.01 dB
Peak SAR (extrapolated) = 0.433 W/kg
SAR(1 g) = 0.355 W/kg; SAR(10 g) = 0.279 W/kg

Info: Interpolated medium parameters used for SAR evaluation.
Maximum value of SAR (measured) = 0.411 W/kg

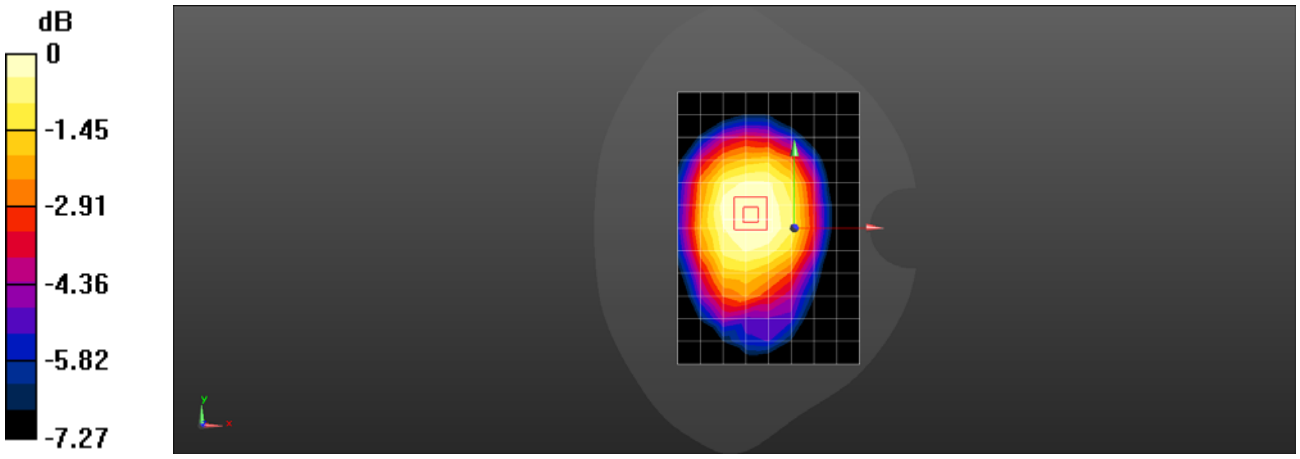

0 dB = 0.411 W/kg = -3.86 dBW/kg

Date: 2016/10/23

Test Laboratory: HUAWEI SAR/HAC Lab

BLN-L24 UMTS Band V 4182CH Right side 10mm

DUT: BLN-L24; Type: Smart Phone; Serial: SAR3

Communication System: UID 0, HW-UMTS-FDD(WCDMA) (0); Frequency: 836.4 MHz;Duty Cycle: 1:1
Medium parameters used (interpolated): f = 836.4 MHz; σ = 0.988 S/m; ε_r = 54.979; ρ = 1000 kg/m^3
Phantom section: Flat Section

DASY Configuration:

- Probe: EX3DV4 - SN7346; ConvF(9.87, 9.87, 9.87); Calibrated: 2016/6/23;
- Sensor-Surface: 1.4mm (Mechanical Surface Detection), z = 1.0, 31.0
- Electronics: DAE4 Sn914; Calibrated: 2016/1/7
- Phantom: SAM6; Type: QD 000 P40 CD; Serial: 1892
- DASY52 52.8.8(1222); SEMCAD X 14.6.10(7373)

Configuration/Body/Area Scan (5x13x1): Measurement grid: dx=15mm, dy=15mm

Info: Interpolated medium parameters used for SAR evaluation.
Maximum value of SAR (measured) = 0.536 W/kg

Configuration/Body/Zoom Scan (5x6x7)/Cube 0: Measurement grid: dx=8mm, dy=8mm, dz=5mm
Reference Value = 18.99 V/m; Power Drift = 0.02 dB
Peak SAR (extrapolated) = 0.591 W/kg
SAR(1 g) = 0.438 W/kg; SAR(10 g) = 0.308 W/kg

Info: Interpolated medium parameters used for SAR evaluation.
Maximum value of SAR (measured) = 0.546 W/kg

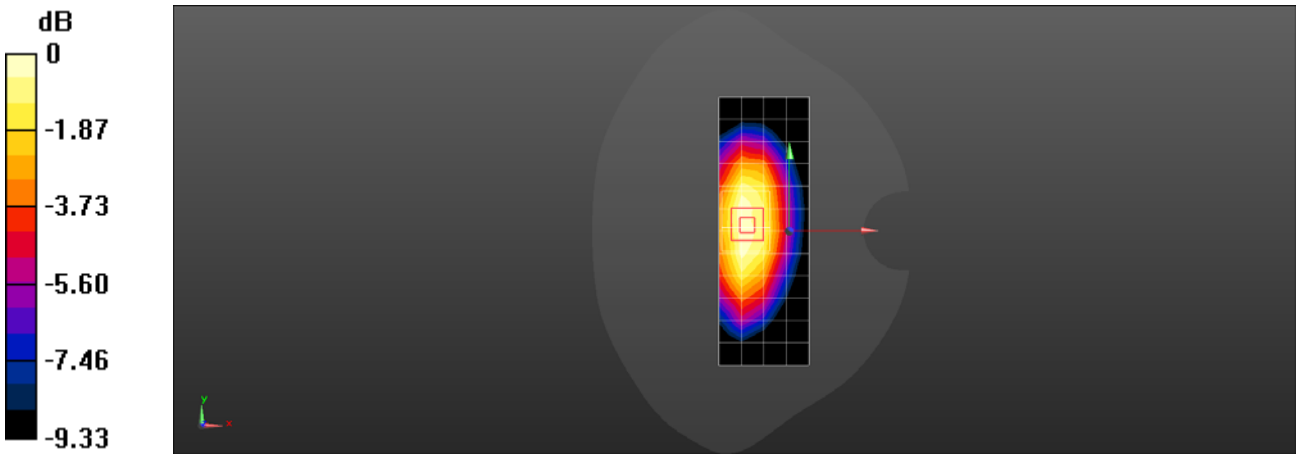

0 dB = 0.546 W/kg = -2.63 dBW/kg

Date: 2016/10/22

Test Laboratory: HUAWEI SAR/HAC Lab

BLN-L24 LTE Band II 20M QPSK 1RB 50 offset 18900CH Left touch

DUT: BLN-L24; Type: Smart Phone; Serial: SAR3

Communication System: UID 0, LTE-FDD (SC-FDMA, 20MHz, QPSK/16-QAM) (0); Frequency: 1880 MHz;Duty Cycle: 1:1
Medium parameters used: f = 1880 MHz; σ = 1.378 S/m; ε_r = 40.11; ρ = 1000 kg/m^3
Phantom section: Left Section

DASY Configuration:

- Probe: EX3DV4 - SN7346; ConvF(8.17, 8.17, 8.17); Calibrated: 2016/6/23;
- Sensor-Surface: 1.4mm (Mechanical Surface Detection), z = 1.0, 31.0
- Electronics: DAE4 Sn914; Calibrated: 2016/1/7
- Phantom: SAM5; Type: QD000P40CD; Serial: TP:1894
- DASY52 52.8.8(1222); SEMCAD X 14.6.10(7373)

Configuration/Head/Area Scan (9x13x1): Measurement grid: dx=15mm, dy=15mm
Maximum value of SAR (measured) = 0.475 W/kg

Configuration/Head/Zoom Scan (5x5x7)/Cube 0: Measurement grid: dx=8mm, dy=8mm, dz=5mm
Reference Value = 6.287 V/m; Power Drift = -0.01 dB
Peak SAR (extrapolated) = 0.571 W/kg
SAR(1 g) = 0.376 W/kg; SAR(10 g) = 0.240 W/kg
Maximum value of SAR (measured) = 0.492 W/kg

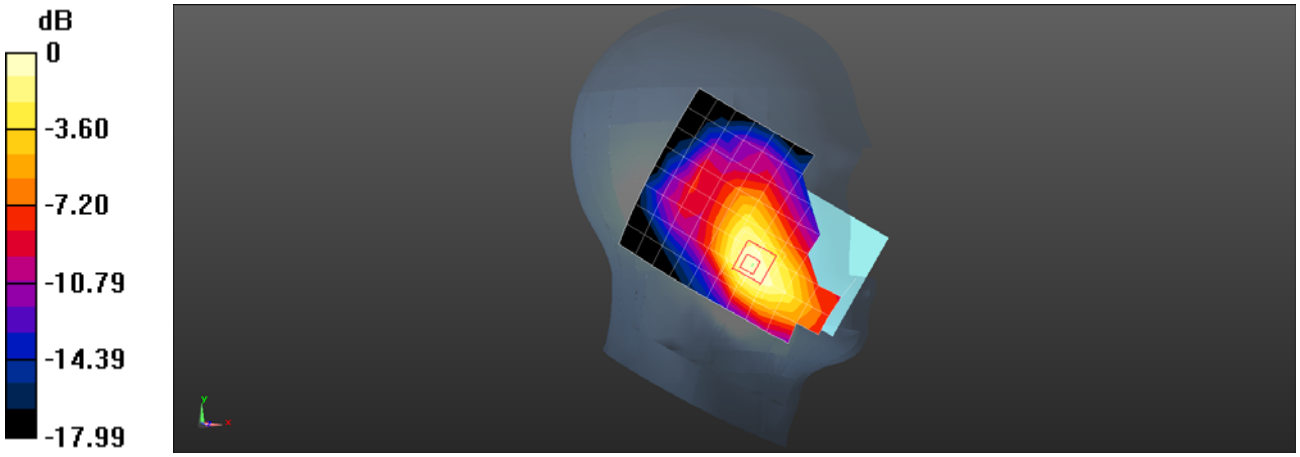

0 dB = 0.492 W/kg = -3.08 dBW/kg

Date: 2016/10/23

Test Laboratory: HUAWEI SAR/HAC Lab

BLN-L24 LTE Band II 20M QPSK 1RB 50 offset 19100CH Back side 15mm

DUT: BLN-L24; Type: Smart Phone; Serial: SAR3

Communication System: UID 0, LTE-FDD (SC-FDMA, 20MHz, QPSK/16-QAM) (0); Frequency: 1900 MHz;Duty Cycle: 1:1
Medium parameters used: f = 1900 MHz; σ = 1.577 S/m; ε_r = 51.902; ρ = 1000 kg/m^3
Phantom section: Flat Section

DASY Configuration:

- Probe: EX3DV4 - SN7346; ConvF(7.92, 7.92, 7.92); Calibrated: 2016/6/23;
- Sensor-Surface: 1.4mm (Mechanical Surface Detection), z = 1.0, 31.0
- Electronics: DAE4 Sn914; Calibrated: 2016/1/7
- Phantom: SAM6; Type: QD 000 P40 CD; Serial: 1892
- DASY52 52.8.8(1222); SEMCAD X 14.6.10(7373)

Configuration/Body/Area Scan (9x13x1): Measurement grid: dx=15mm, dy=15mm
Maximum value of SAR (measured) = 0.288 W/kg

Configuration/Body/Zoom Scan (5x5x7)/Cube 0: Measurement grid: dx=8mm, dy=8mm, dz=5mm
Reference Value = 5.405 V/m; Power Drift = -0.16 dB
Peak SAR (extrapolated) = 0.356 W/kg
SAR(1 g) = 0.216 W/kg; SAR(10 g) = 0.119 W/kg
Maximum value of SAR (measured) = 0.311 W/kg

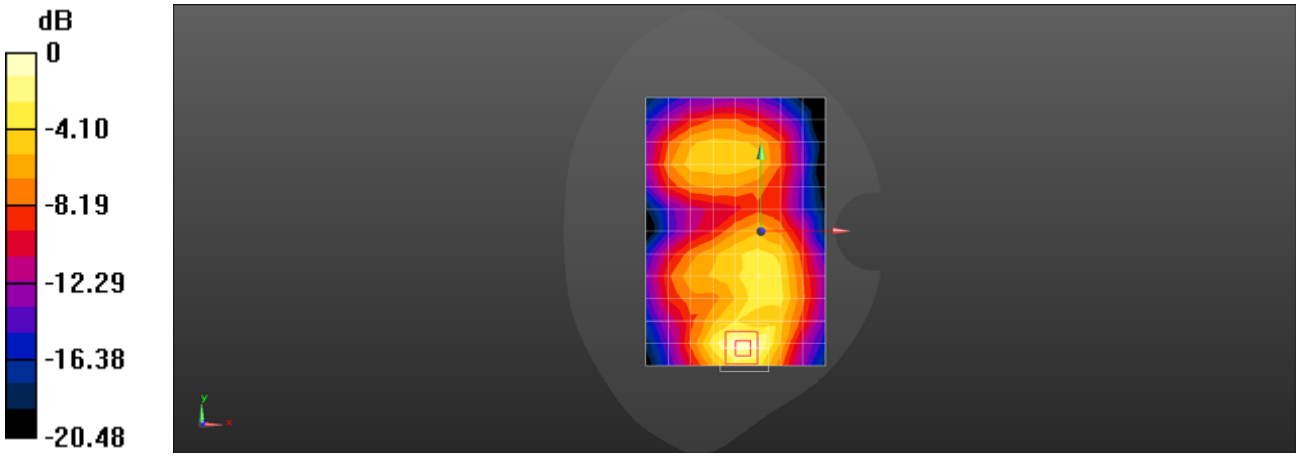

0 dB = 0.311 W/kg = -5.07 dBW/kg

Date: 2016/10/23

Test Laboratory: HUAWEI SAR/HAC Lab

BLN-L24 LTE Band II 20M QPSK 1RB 50 offset 18900CH Bottom side 10mm

DUT: BLN-L24; Type: Smart Phone; Serial: SAR3

Communication System: UID 0, LTE-FDD (SC-FDMA, 20MHz, QPSK/16-QAM) (0); Frequency: 1880 MHz;Duty Cycle: 1:1
Medium parameters used: f = 1880 MHz; σ = 1.565 S/m; ε_r = 51.921; ρ = 1000 kg/m^3
Phantom section: Flat Section

DASY Configuration:

- Probe: EX3DV4 - SN7346; ConvF(7.92, 7.92, 7.92); Calibrated: 2016/6/23;
- Sensor-Surface: 1.4mm (Mechanical Surface Detection), z = 1.0, 31.0
- Electronics: DAE4 Sn914; Calibrated: 2016/1/7
- Phantom: SAM6; Type: QD 000 P40 CD; Serial: 1892
- DASY52 52.8.8(1222); SEMCAD X 14.6.10(7373)

Configuration/Body/Area Scan (5x11x1): Measurement grid: dx=15mm, dy=15mm
Maximum value of SAR (measured) = 0.511 W/kg

Configuration/Body/Zoom Scan (5x5x7)/Cube 0: Measurement grid: dx=8mm, dy=8mm, dz=5mm
Reference Value = 10.67 V/m; Power Drift = 0.04 dB
Peak SAR (extrapolated) = 0.673 W/kg
SAR(1 g) = 0.400 W/kg; SAR(10 g) = 0.211 W/kg
Maximum value of SAR (measured) = 0.584 W/kg

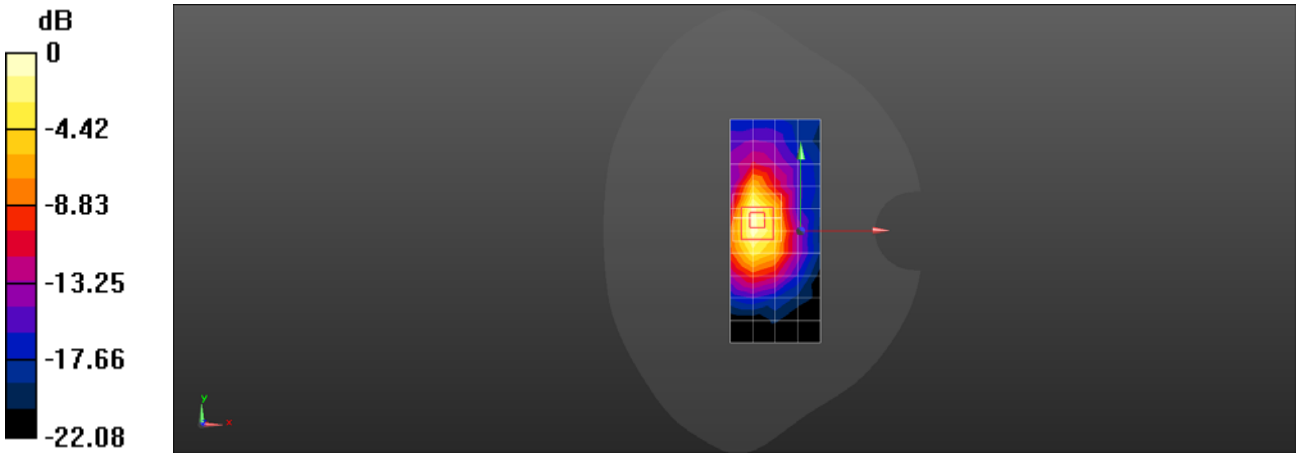

0 dB = 0.584 W/kg = -2.34 dBW/kg

Date: 2016/10/24

Test Laboratory: HUAWEI SAR/HAC Lab

BLN-L24 LTE Band II 20M QPSK 1RB 50 offset 19100CH Bottom side 0mm

DUT: BLN-L24; Type: Smart Phone; Serial: SAR3

Communication System: UID 0, LTE-FDD (SC-FDMA, 20MHz, QPSK/16-QAM) (0); Frequency: 1900 MHz;Duty Cycle: 1:1
Medium parameters used: f = 1900 MHz; σ = 1.577 S/m; ε_r = 51.902; ρ = 1000 kg/m^3
Phantom section: Flat Section

DASY Configuration:

- Probe: EX3DV4 - SN7346; ConvF(7.92, 7.92, 7.92); Calibrated: 2016/6/23;
- Sensor-Surface: 1.4mm (Mechanical Surface Detection), z = 1.0, 31.0
- Electronics: DAE4 Sn914; Calibrated: 2016/1/7
- Phantom: SAM6; Type: QD 000 P40 CD; Serial: 1892
- DASY52 52.8.8(1222); SEMCAD X 14.6.10(7373)

Configuration/Body/Area Scan (6x13x1): Measurement grid: dx=15mm, dy=15mm
Maximum value of SAR (measured) = 2.53 W/kg

Configuration/Body/Zoom Scan (5x5x7)/Cube 0: Measurement grid: dx=8mm, dy=8mm, dz=5mm
Reference Value = 13.22 V/m; Power Drift = -0.01 dB
Peak SAR (extrapolated) = 5.29 W/kg
SAR(1 g) = 2.23 W/kg; SAR(10 g) = 0.866 W/kg
Maximum value of SAR (measured) = 4.74 W/kg

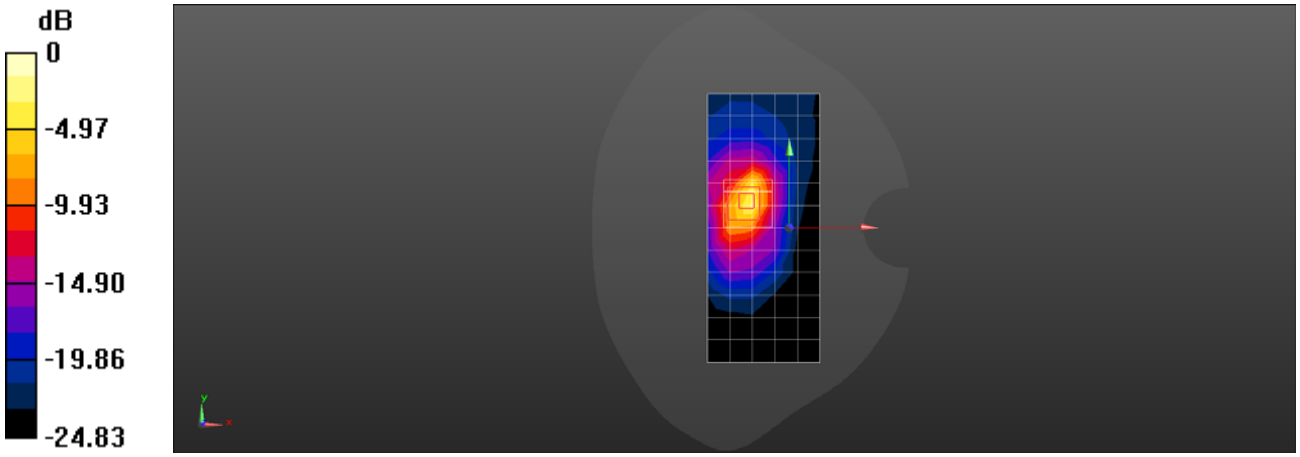

0 dB = 4.74 W/kg = 6.75 dBW/kg

Date: 2016/10/23

Test Laboratory: HUAWEI SAR/HAC Lab

BLN-L24 LTE Band IV 20M QPSK 1RB 50 offset 20175CH Left touch

DUT: BLN-L24; Type: Smart Phone; Serial: SAR3

Communication System: UID 0, LTE-FDD (SC-FDMA, 20MHz, QPSK/16-QAM) (0); Frequency: 1732.5 MHz;Duty Cycle: 1:1
Medium parameters used (interpolated): f = 1732.5 MHz; σ = 1.374 S/m; ε_r = 40.973; ρ = 1000 kg/m^3

Phantom section: Left Section

DASY Configuration:

- Probe: EX3DV4 - SN7346; ConvF(8.53, 8.53, 8.53); Calibrated: 2016/6/23;
- Sensor-Surface: 1.4mm (Mechanical Surface Detection), z = 1.0, 31.0
- Electronics: DAE4 Sn914; Calibrated: 2016/1/7
- Phantom: SAM5; Type: QD000P40CD; Serial: TP:1894
- DASY52 52.8.8(1222); SEMCAD X 14.6.10(7373)

Configuration/Head/Area Scan (9x13x1): Measurement grid: dx=15mm, dy=15mm

Info: Interpolated medium parameters used for SAR evaluation.
Maximum value of SAR (measured) = 0.471 W/kg

Configuration/Head/Zoom Scan (5x5x7)/Cube 0: Measurement grid: dx=8mm, dy=8mm, dz=5mm
Reference Value = 5.892 V/m; Power Drift = -0.00 dB
Peak SAR (extrapolated) = 0.583 W/kg
SAR(1 g) = 0.407 W/kg; SAR(10 g) = 0.266 W/kg

Info: Interpolated medium parameters used for SAR evaluation.
Maximum value of SAR (measured) = 0.521 W/kg

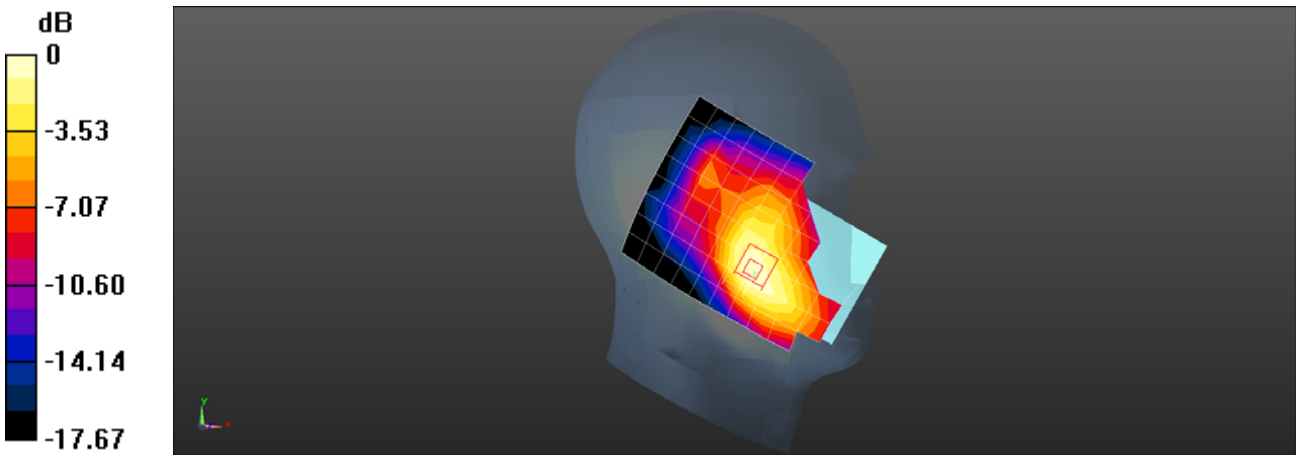

0 dB = 0.521 W/kg = -2.83 dBW/kg

Date: 2016/10/23

Test Laboratory: HUAWEI SAR/HAC Lab

BLN-L24 LTE Band IV 20M QPSK 1RB 50 offset 20050CH Back side 15mm

DUT: BLN-L24; Type: Smart Phone; Serial: SAR3

Communication System: UID 0, LTE-FDD (SC-FDMA, 20MHz, QPSK/16-QAM) (0); Frequency: 1720 MHz;Duty Cycle: 1:1
Medium parameters used: f = 1720 MHz; σ = 1.458 S/m; ε_r = 52.848; ρ = 1000 kg/m^3
Phantom section: Flat Section

DASY Configuration:

- Probe: EX3DV4 - SN7346; ConvF(8.22, 8.22, 8.22); Calibrated: 2016/6/23;
- Sensor-Surface: 1.4mm (Mechanical Surface Detection), z = 1.0, 31.0
- Electronics: DAE4 Sn914; Calibrated: 2016/1/7
- Phantom: SAM6; Type: QD 000 P40 CD; Serial: 1892
- DASY52 52.8.8(1222); SEMCAD X 14.6.10(7373)

Configuration/Body/Area Scan (9x13x1): Measurement grid: dx=15mm, dy=15mm
Maximum value of SAR (measured) = 0.432 W/kg

Configuration/Body/Zoom Scan (5x5x7)/Cube 0: Measurement grid: dx=8mm, dy=8mm, dz=5mm
Reference Value = 7.731 V/m; Power Drift = -0.11 dB
Peak SAR (extrapolated) = 0.461 W/kg
SAR(1 g) = 0.337 W/kg; SAR(10 g) = 0.232 W/kg
Maximum value of SAR (measured) = 0.421 W/kg

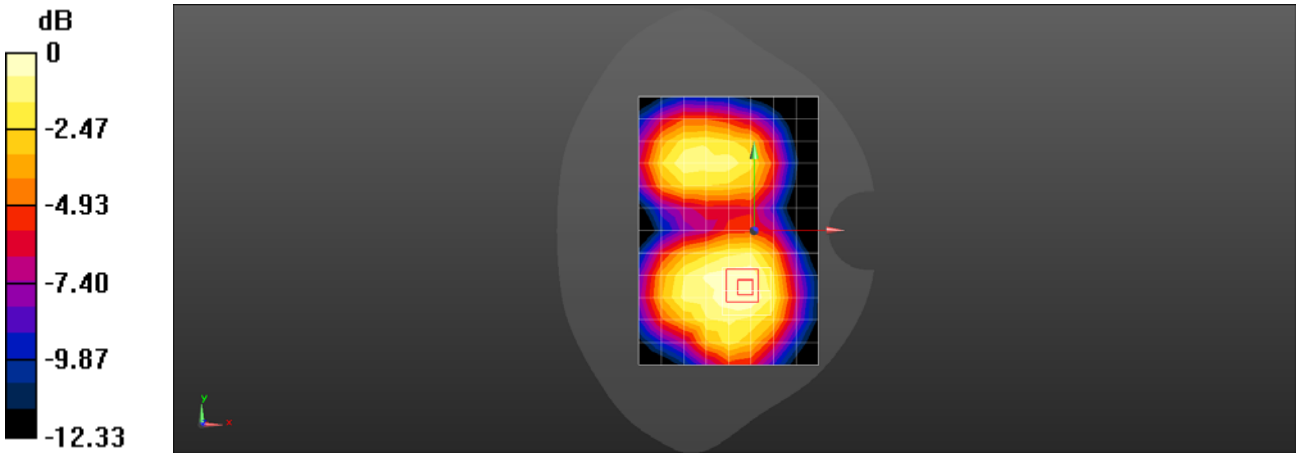

0 dB = 0.421 W/kg = -3.76 dBW/kg

Date: 2016/10/23

Test Laboratory: HUAWEI SAR/HAC Lab

BLN-L24 LTE Band IV 20M QPSK 1RB 50 offset 20050CH Back side 10mm

DUT: BLN-L24; Type: Smart Phone; Serial: SAR3

Communication System: UID 0, LTE-FDD (SC-FDMA, 20MHz, QPSK/16-QAM) (0); Frequency: 1720 MHz;Duty Cycle: 1:1
Medium parameters used: f = 1720 MHz; σ = 1.458 S/m; ε_r = 52.848; ρ = 1000 kg/m^3
Phantom section: Flat Section

DASY Configuration:

- Probe: EX3DV4 - SN7346; ConvF(8.22, 8.22, 8.22); Calibrated: 2016/6/23;
- Sensor-Surface: 1.4mm (Mechanical Surface Detection), z = 1.0, 31.0
- Electronics: DAE4 Sn914; Calibrated: 2016/1/7
- Phantom: SAM6; Type: QD 000 P40 CD; Serial: 1892
- DASY52 52.8.8(1222); SEMCAD X 14.6.10(7373)

Configuration/Body/Area Scan (9x13x1): Measurement grid: dx=15mm, dy=15mm
Maximum value of SAR (measured) = 0.711 W/kg

Configuration/Body/Zoom Scan (5x5x7)/Cube 0: Measurement grid: dx=8mm, dy=8mm, dz=5mm
Reference Value = 9.703 V/m; Power Drift = -0.12 dB
Peak SAR (extrapolated) = 0.720 W/kg
SAR(1 g) = 0.535 W/kg; SAR(10 g) = 0.367 W/kg
Maximum value of SAR (measured) = 0.662 W/kg

Configuration/Body/Zoom Scan (5x5x7)/Cube 1: Measurement grid: dx=8mm, dy=8mm, dz=5mm
Reference Value = 9.703 V/m; Power Drift = -0.12 dB
Peak SAR (extrapolated) = 0.710 W/kg
SAR(1 g) = 0.467 W/kg; SAR(10 g) = 0.284 W/kg

Maximum value of SAR (measured) = 0.627 W/kg

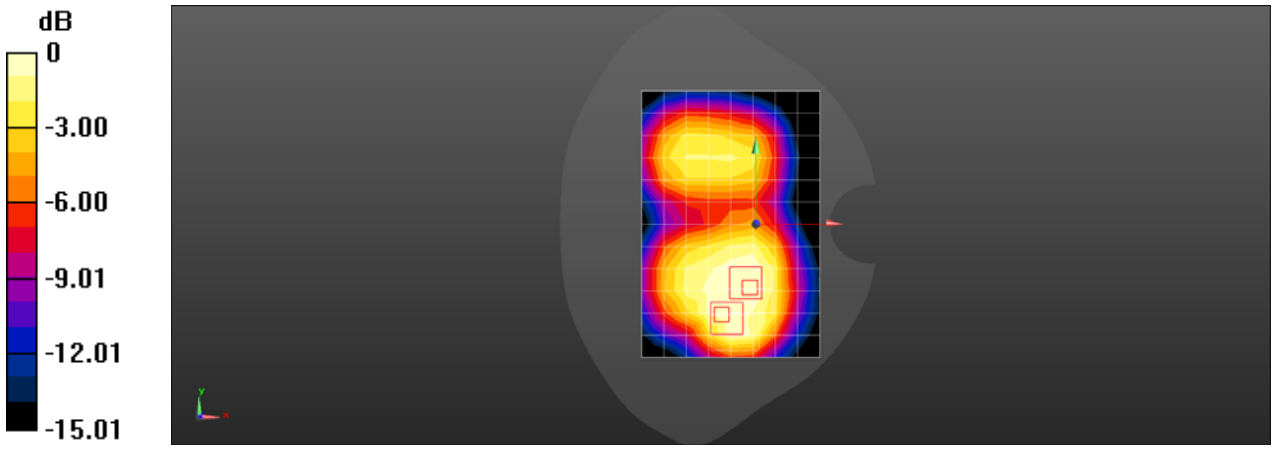

0 dB = 0.627 W/kg = -2.03 dBW/kg

Date: 2016/10/21

Test Laboratory: HUAWEI SAR/HAC Lab

BLN-L24 LTE Band V 10M QPSK 1RB 25 offset 20525CH Right touch

DUT: BLN-L24; Type: Smart Phone; Serial: SAR3

Communication System: UID 0, LTE-FDD (SC-FDMA, 10MHz, QPSK/16-QAM) (0); Frequency: 836.5 MHz;Duty Cycle: 1:1
Medium parameters used (interpolated): f = 836.5 MHz; σ = 0.912 S/m; ε_r = 40.289; ρ = 1000 kg/m^3
Phantom section: Right Section

DASY Configuration:

- Probe: EX3DV4 - SN7346; ConvF(10.26, 10.26, 10.26); Calibrated: 2016/6/23;
- Sensor-Surface: 1.4mm (Mechanical Surface Detection), z = 1.0, 31.0
- Electronics: DAE4 Sn914; Calibrated: 2016/1/7
- Phantom: SAM5; Type: QD000P40CD; Serial: TP:1894
- DASY52 52.8.8(1222); SEMCAD X 14.6.10(7373)

Configuration/Head/Area Scan (9x13x1): Measurement grid: dx=15mm, dy=15mm

Info: Interpolated medium parameters used for SAR evaluation.
Maximum value of SAR (measured) = 0.208 W/kg

Configuration/Head/Zoom Scan (6x5x7)/Cube 0: Measurement grid: dx=8mm, dy=8mm, dz=5mm
Reference Value = 8.735 V/m; Power Drift = -0.06 dB
Peak SAR (extrapolated) = 0.217 W/kg
SAR(1 g) = 0.180 W/kg; SAR(10 g) = 0.143 W/kg

Info: Interpolated medium parameters used for SAR evaluation.
Maximum value of SAR (measured) = 0.204 W/kg

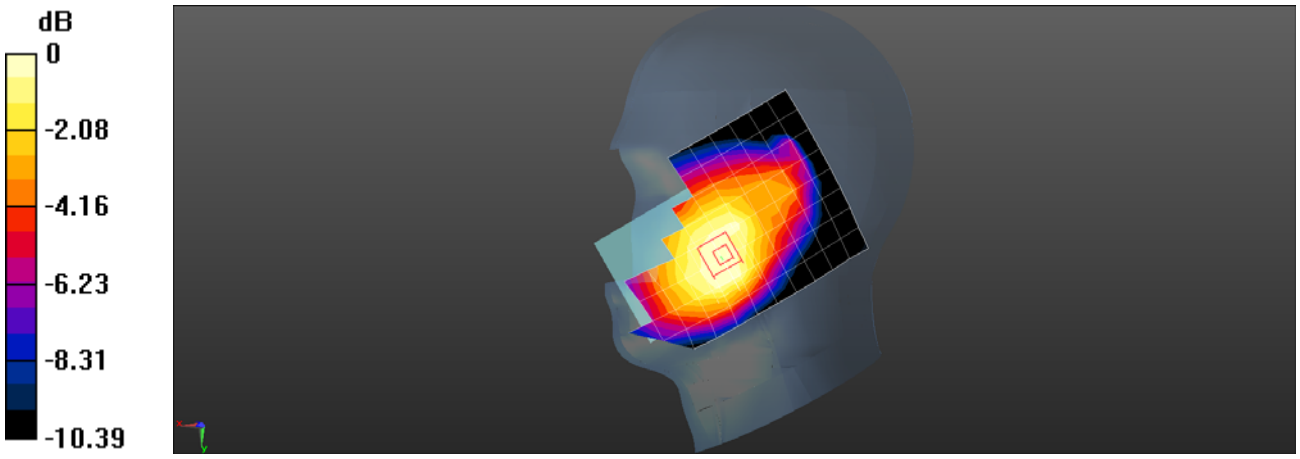

0 dB = 0.204 W/kg = -6.90 dBW/kg

Date: 2016/10/23

Test Laboratory: HUAWEI SAR/HAC Lab

BLN-L24 LTE Band V 10M QPSK 1RB 25 offset 20450CH Back side 15mm

DUT: BLN-L24; Type: Smart Phone; Serial: SAR3

Communication System: UID 0, LTE-FDD (SC-FDMA, 10MHz, QPSK/16-QAM) (0); Frequency: 829 MHz;Duty Cycle: 1:1
Medium parameters used: f = 829 MHz; σ = 0.985 S/m; ε_r = 54.996; ρ = 1000 kg/m^3
Phantom section: Flat Section

DASY Configuration:

- Probe: EX3DV4 - SN7346; ConvF(9.87, 9.87, 9.87); Calibrated: 2016/6/23;
- Sensor-Surface: 1.4mm (Mechanical Surface Detection), z = 1.0, 31.0
- Electronics: DAE4 Sn914; Calibrated: 2016/1/7
- Phantom: SAM6; Type: QD 000 P40 CD; Serial: 1892
- DASY52 52.8.8(1222); SEMCAD X 14.6.10(7373)

Configuration/Body/Area Scan (9x13x1): Measurement grid: dx=15mm, dy=15mm
Maximum value of SAR (measured) = 0.327 W/kg

Configuration/Body/Zoom Scan (6x6x7)/Cube 0: Measurement grid: dx=8mm, dy=8mm, dz=5mm
Reference Value = 15.91 V/m; Power Drift = -0.04 dB
Peak SAR (extrapolated) = 0.331 W/kg
SAR(1 g) = 0.272 W/kg; SAR(10 g) = 0.213 W/kg
Maximum value of SAR (measured) = 0.314 W/kg

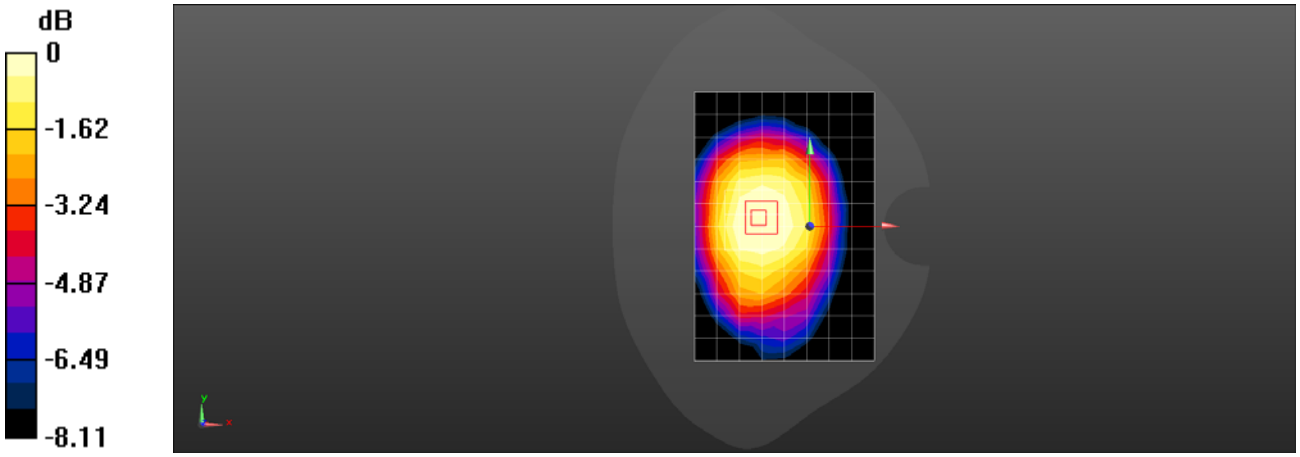

0 dB = 0.314 W/kg = -5.03 dBW/kg

Date: 2016/10/23

Test Laboratory: HUAWEI SAR/HAC Lab

BLN-L24 LTE Band V 10M QPSK 1RB 25 offset 20450CH Back side 10mm

DUT: BLN-L24; Type: Smart Phone; Serial: SAR3

Communication System: UID 0, LTE-FDD (SC-FDMA, 10MHz, QPSK/16-QAM) (0); Frequency: 829 MHz;Duty Cycle: 1:1
Medium parameters used: f = 829 MHz; σ = 0.985 S/m; ε_r = 54.996; ρ = 1000 kg/m^3
Phantom section: Flat Section

DASY Configuration:

- Probe: EX3DV4 - SN7346; ConvF(9.87, 9.87, 9.87); Calibrated: 2016/6/23;
- Sensor-Surface: 1.4mm (Mechanical Surface Detection), z = 1.0, 31.0
- Electronics: DAE4 Sn914; Calibrated: 2016/1/7
- Phantom: SAM6; Type: QD 000 P40 CD; Serial: 1892
- DASY52 52.8.8(1222); SEMCAD X 14.6.10(7373)

Configuration/Body/Area Scan (9x13x1): Measurement grid: dx=15mm, dy=15mm
Maximum value of SAR (measured) = 0.355 W/kg

Configuration/Body/Zoom Scan (6x5x7)/Cube 0: Measurement grid: dx=8mm, dy=8mm, dz=5mm
Reference Value = 16.48 V/m; Power Drift = -0.04 dB
Peak SAR (extrapolated) = 0.363 W/kg
SAR(1 g) = 0.299 W/kg; SAR(10 g) = 0.235 W/kg
Maximum value of SAR (measured) = 0.343 W/kg

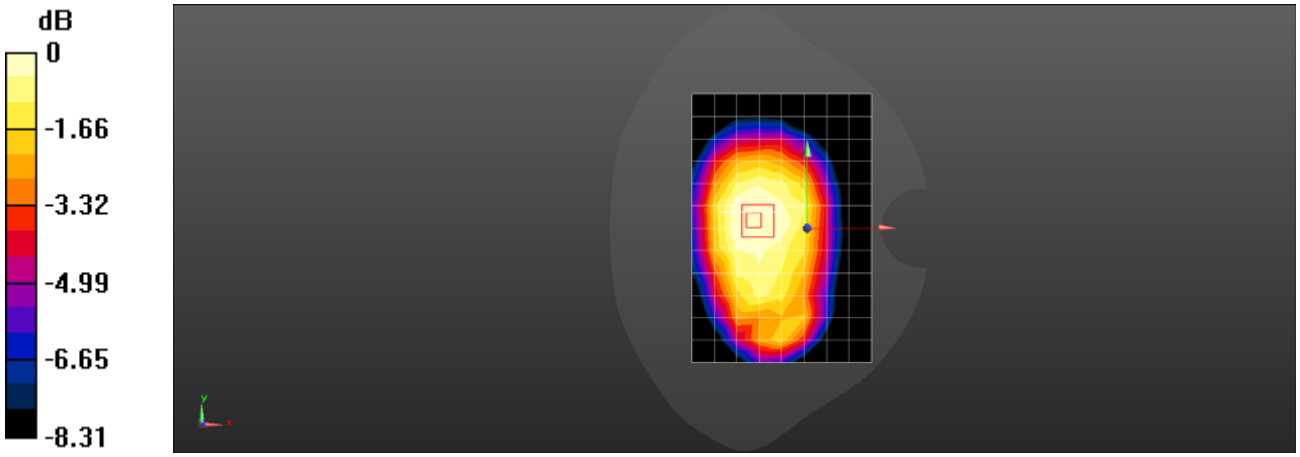

0 dB = 0.343 W/kg = -4.64 dBW/kg

Date: 2016/10/23

Test Laboratory: HUAWEI SAR/HAC Lab

BLN-L24 LTE Band XII 10M QPSK 1RB 25 offset 23130CH Left touch

DUT: BLN-L24; Type: Smart Phone; Serial: SAR3

Communication System: UID 0, LTE-FDD (SC-FDMA, 10MHz, QPSK/16-QAM) (0); Frequency: 711 MHz;Duty Cycle: 1:1
Medium parameters used: f = 711 MHz; σ = 0.886 S/m; ε_r = 43.388; ρ = 1000 kg/m^3
Phantom section: Left Section

DASY Configuration:

- Probe: EX3DV4 - SN7346; ConvF(10.48, 10.48, 10.48); Calibrated: 2016/6/23;
- Sensor-Surface: 1.4mm (Mechanical Surface Detection), z = 1.0, 31.0
- Electronics: DAE4 Sn914; Calibrated: 2016/1/7
- Phantom: SAM5; Type: QD000P40CD; Serial: TP:1894
- DASY52 52.8.8(1222); SEMCAD X 14.6.10(7373)

Configuration/Head/Area Scan (9x13x1): Measurement grid: dx=15mm, dy=15mm
Maximum value of SAR (measured) = 0.182 W/kg

Configuration/Head/Zoom Scan (6x6x7)/Cube 0: Measurement grid: dx=8mm, dy=8mm, dz=5mm
Reference Value = 6.121 V/m; Power Drift = 0.01 dB
Peak SAR (extrapolated) = 0.190 W/kg
SAR(1 g) = 0.159 W/kg; SAR(10 g) = 0.127 W/kg
Maximum value of SAR (measured) = 0.181 W/kg

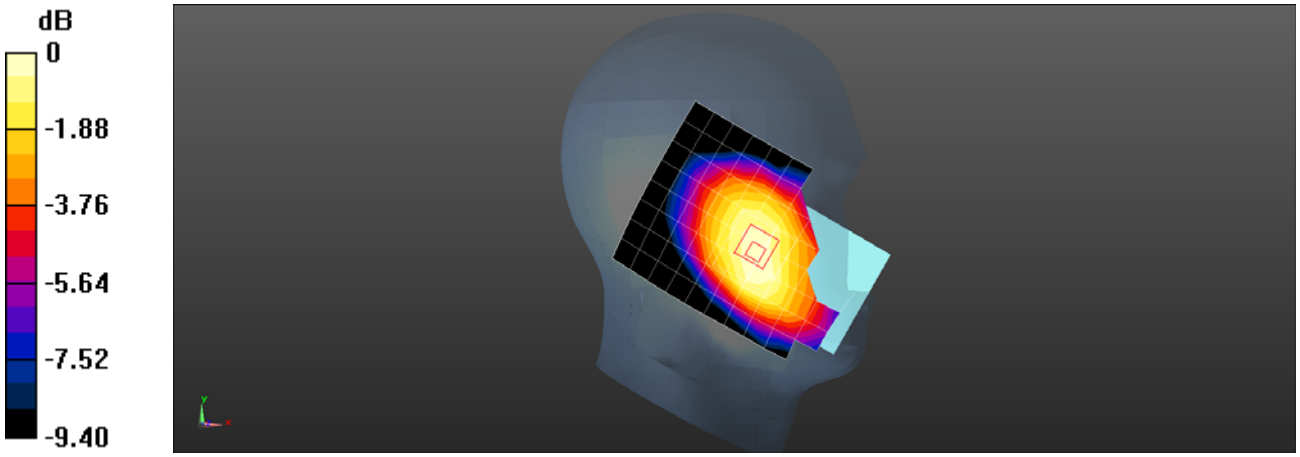

0 dB = 0.181 W/kg = -7.43 dBW/kg

Date: 2016/10/23

Test Laboratory: HUAWEI SAR/HAC Lab

BLN-L24 LTE Band XII 10M QPSK 1RB 25 offset 23130CH Back side 15mm

DUT: BLN-L24; Type: Smart Phone; Serial: SAR3

Communication System: UID 0, LTE-FDD (SC-FDMA, 10MHz, QPSK/16-QAM) (0); Frequency: 711 MHz;Duty Cycle: 1:1
Medium parameters used: f = 711 MHz; σ = 0.966 S/m; ε_r = 54.791; ρ = 1000 kg/m^3
Phantom section: Flat Section

DASY Configuration:

- Probe: EX3DV4 - SN7346; ConvF(10.06, 10.06, 10.06); Calibrated: 2016/6/23;
- Sensor-Surface: 1.4mm (Mechanical Surface Detection), z = 1.0, 31.0
- Electronics: DAE4 Sn914; Calibrated: 2016/1/7
- Phantom: SAM6; Type: QD 000 P40 CD; Serial: 1892
- DASY52 52.8.8(1222); SEMCAD X 14.6.10(7373)

Configuration/Body/Area Scan (9x13x1): Measurement grid: dx=15mm, dy=15mm
Maximum value of SAR (measured) = 0.292 W/kg

Configuration/Body/Zoom Scan (6x5x7)/Cube 0: Measurement grid: dx=8mm, dy=8mm, dz=5mm
Reference Value = 15.44 V/m; Power Drift = 0.00 dB
Peak SAR (extrapolated) = 0.288 W/kg
SAR(1 g) = 0.243 W/kg; SAR(10 g) = 0.194 W/kg
Maximum value of SAR (measured) = 0.275 W/kg

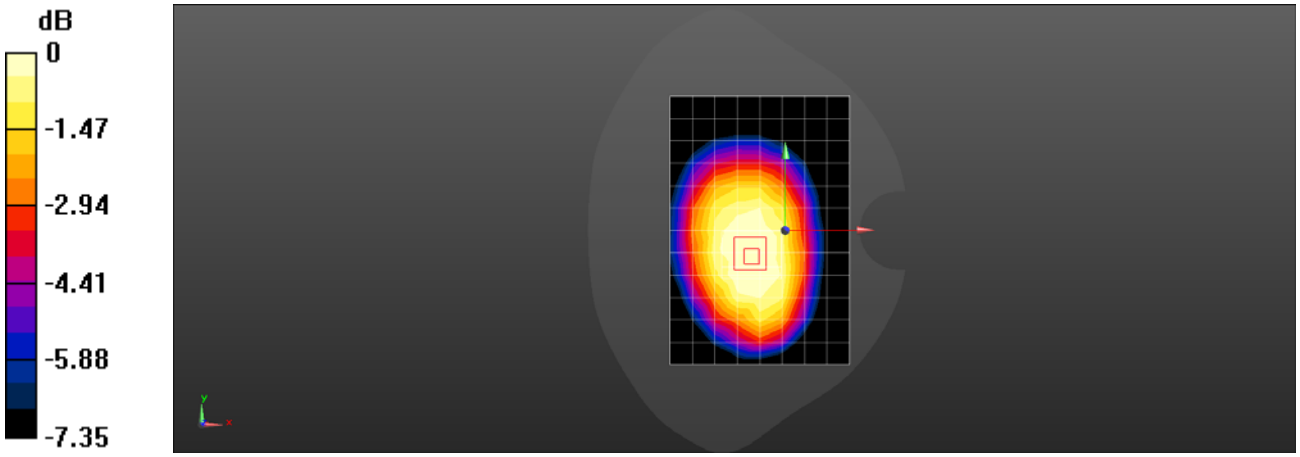

0 dB = 0.275 W/kg = -5.61 dBW/kg

Date: 2016/10/23

Test Laboratory: HUAWEI SAR/HAC Lab

BLN-L24 LTE Band XII 10M QPSK 1RB 25 offset 23130CH Right side 10mm

DUT: BLN-L24; Type: Smart Phone; Serial: SAR3

Communication System: UID 0, LTE-FDD (SC-FDMA, 10MHz, QPSK/16-QAM) (0); Frequency: 711 MHz;Duty Cycle: 1:1
Medium parameters used: f = 711 MHz; σ = 0.966 S/m; ε_r = 54.791; ρ = 1000 kg/m^3
Phantom section: Flat Section

DASY Configuration:

- Probe: EX3DV4 - SN7346; ConvF(10.06, 10.06, 10.06); Calibrated: 2016/6/23;
- Sensor-Surface: 1.4mm (Mechanical Surface Detection), z = 1.0, 31.0
- Electronics: DAE4 Sn914; Calibrated: 2016/1/7
- Phantom: SAM6; Type: QD 000 P40 CD; Serial: 1892
- DASY52 52.8.8(1222); SEMCAD X 14.6.10(7373)

Configuration/Body/Area Scan (6x13x1): Measurement grid: dx=15mm, dy=15mm
Maximum value of SAR (measured) = 0.330 W/kg

Configuration/Body/Zoom Scan (5x6x7)/Cube 0: Measurement grid: dx=8mm, dy=8mm, dz=5mm
Reference Value = 15.27 V/m; Power Drift = -0.03 dB
Peak SAR (extrapolated) = 0.356 W/kg
SAR(1 g) = 0.263 W/kg; SAR(10 g) = 0.185 W/kg
Maximum value of SAR (measured) = 0.328 W/kg

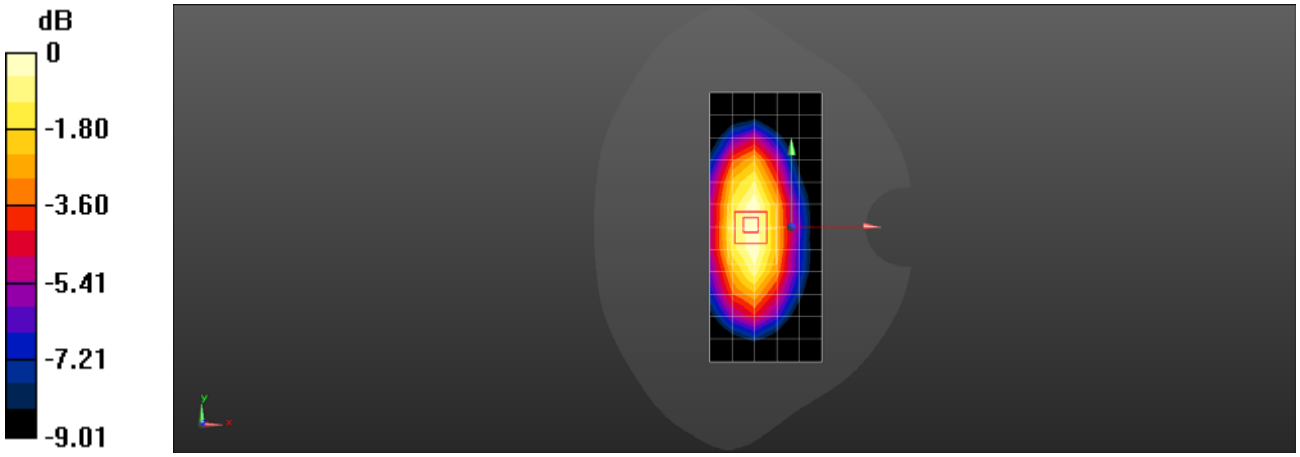

0 dB = 0.328 W/kg = -4.84 dBW/kg

Date: 2016/10/25

Test Laboratory: HUAWEI SAR/HAC Lab

BLN-L24 2.4G WiFi 802.11b 1CH Left touch

DUT: BLN-L24; Type: Smart Phone; Serial: SAR3

Communication System: UID 0, WiFi(802.11a/b/g/n) (0); Frequency: 2412 MHz;Duty Cycle: 1:1
Medium parameters used: f = 2412 MHz; σ = 1.786 S/m; ε_r = 40.008; ρ = 1000 kg/m^3
Phantom section: Left Section

DASY Configuration:

- Probe: EX3DV4 - SN7346; ConvF(7.36, 7.36, 7.36); Calibrated: 2016/6/23;
- Sensor-Surface: 1.4mm (Mechanical Surface Detection), z = 1.0, 31.0
- Electronics: DAE4 Sn914; Calibrated: 2016/1/7
- Phantom: SAM5; Type: QD000P40CD; Serial: TP:1894
- DASY52 52.8.8(1222); SEMCAD X 14.6.10(7373)

Configuration/Head/Area Scan (11x16x1): Measurement grid: dx=12mm, dy=12mm
Maximum value of SAR (measured) = 1.10 W/kg

Configuration/Head/Zoom Scan (7x7x7)/Cube 0: Measurement grid: dx=5mm, dy=5mm, dz=5mm
Reference Value = 7.253 V/m; Power Drift = -0.04 dB
Peak SAR (extrapolated) = 1.57 W/kg
SAR(1 g) = 0.582 W/kg; SAR(10 g) = 0.248 W/kg
Maximum value of SAR (measured) = 1.15 W/kg



0 dB = 1.15 W/kg = 0.62 dBW/kg

Date: 2016/10/23

Test Laboratory: HUAWEI SAR/HAC Lab

BLN-L24 2.4G WiFi 802.11b 6CH Front side 15mm

DUT: BLN-L24; Type: Smart Phone; Serial: SAR3

Communication System: UID 0, WiFi(802.11a/b/g/n) (0); Frequency: 2437 MHz;Duty Cycle: 1:1
Medium parameters used: f = 2437 MHz; σ = 1.936 S/m; ε_r = 53.989; ρ = 1000 kg/m^3
Phantom section: Flat Section

DASY Configuration:

- Probe: EX3DV4 - SN7346; ConvF(7.55, 7.55, 7.55); Calibrated: 2016/6/23;
- Sensor-Surface: 1.4mm (Mechanical Surface Detection), z = 1.0, 31.0
- Electronics: DAE4 Sn914; Calibrated: 2016/1/7
- Phantom: SAM6; Type: QD 000 P40 CD; Serial: 1892
- DASY52 52.8.8(1222); SEMCAD X 14.6.10(7373)

Configuration/Body/Area Scan (11x16x1): Measurement grid: dx=12mm, dy=12mm
Maximum value of SAR (measured) = 0.0528 W/kg

Configuration/Body/Zoom Scan (7x9x7)/Cube 0: Measurement grid: dx=5mm, dy=5mm, dz=5mm
Reference Value = 3.267 V/m; Power Drift = -0.11 dB
Peak SAR (extrapolated) = 0.0630 W/kg
SAR(1 g) = 0.035 W/kg; SAR(10 g) = 0.022 W/kg
Maximum value of SAR (measured) = 0.0519 W/kg

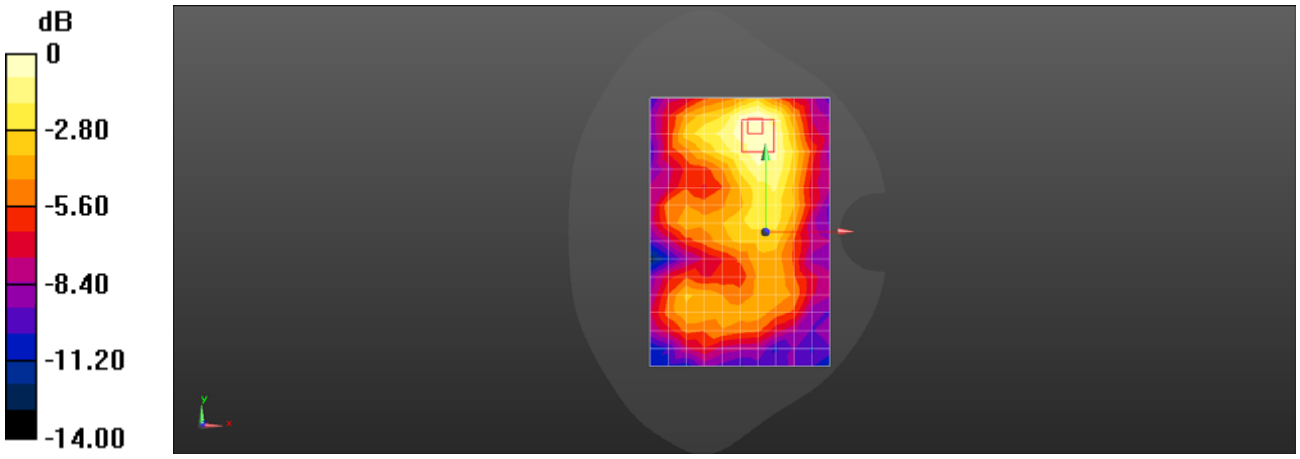

0 dB = 0.0519 W/kg = -12.85 dBW/kg

Date: 2016/10/23

Test Laboratory: HUAWEI SAR/HAC Lab

BLN-L24 2.4G WiFi 802.11b 6CH Front side 10mm

DUT: BLN-L24; Type: Smart Phone; Serial: SAR3

Communication System: UID 0, WiFi(802.11a/b/g/n) (0); Frequency: 2437 MHz;Duty Cycle: 1:1
Medium parameters used: f = 2437 MHz; σ = 1.936 S/m; ε_r = 53.989; ρ = 1000 kg/m^3
Phantom section: Flat Section

DASY Configuration:

- Probe: EX3DV4 - SN7346; ConvF(7.55, 7.55, 7.55); Calibrated: 2016/6/23;
- Sensor-Surface: 1.4mm (Mechanical Surface Detection), z = 1.0, 31.0
- Electronics: DAE4 Sn914; Calibrated: 2016/1/7
- Phantom: SAM6; Type: QD 000 P40 CD; Serial: 1892
- DASY52 52.8.8(1222); SEMCAD X 14.6.10(7373)

Configuration/Body/Area Scan (11x16x1): Measurement grid: dx=12mm, dy=12mm
Maximum value of SAR (measured) = 0.123 W/kg

Configuration/Body/Zoom Scan (7x8x7)/Cube 0: Measurement grid: dx=5mm, dy=5mm, dz=5mm
Reference Value = 3.627 V/m; Power Drift = -0.07 dB
Peak SAR (extrapolated) = 0.161 W/kg
SAR(1 g) = 0.080 W/kg; SAR(10 g) = 0.043 W/kg
Maximum value of SAR (measured) = 0.131 W/kg

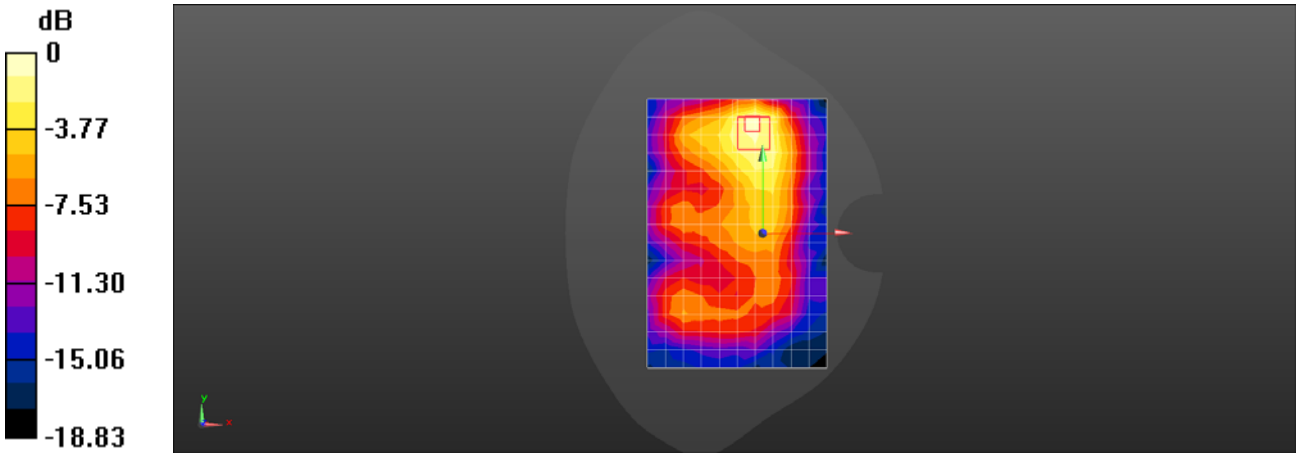

0 dB = 0.131 W/kg = -8.84 dBW/kg