Appendix B

Detailed Test Results

1. GSM
GSM850 for Head &Body
GSM1900 for Head &Body
2. WCDMA
WCDMA Band II for Head &Body
WCDMA Band IV for Head &Body
WCDMA Band V for Head &Body
3. LTE
LTE Band 2 for Head &Body
LTE Band 4 for Head &Body
LTE Band 5 for Head &Body
LTE Band 7 for Head &Body
LTE Band 12 for Head &Body
LTE Band 17 for Head &Body
LTE Band 26 for Head &Body
LTE Band 38 for Head &Body
LTE Band 41 for Head &Body
4. WIFI
WIFI 2.4G for Head &Body
WIFI 5G for Head &Body
5. BT
Bluetooth for Head &Body

Date: 2018-12-17

Test Laboratory: SGS-SAR Lab

CLT-L29 GSM850 GSM 128CH Right cheek Ant1

DUT: CLT-L29; Type: Smart Phone; Serial: WCR0118409000098

Communication System: UID 0, GSM Only Communication System (0); Frequency: 824.2 MHz;Duty Cycle: 1:8.30042

Medium: HSL835;Medium parameters used (interpolated): f = 824.2 MHz; σ = 0.899 S/m; ε_r = 40.756; ρ = 1000 kg/m^3
Phantom section: Right Section

DASY 5 Configuration:

- Probe: EX3DV4 - SN3789; ConvF(8.66, 8.66, 8.66); Calibrated: 2018-02-08;
- Sensor-Surface: 1.4mm (Mechanical Surface Detection), z = -2.0, 31.0
- Electronics: DAE4 Sn896; Calibrated: 2018-11-08
- Phantom: SAM 1; Type: SAM; Serial: 1283
- DASY52 52.8.8(1222); SEMCAD X 14.6.10(7331)

Configuration/Head/Area Scan (8x13x1): Measurement grid: dx=15mm, dy=15mm
Maximum value of SAR (measured) = 0.277 W/kg

Configuration/Head/Zoom Scan (5x5x7)/Cube 0: Measurement grid: dx=8mm, dy=8mm, dz=5mm
Reference Value = 5.368 V/m; Power Drift = 0.11 dB
Peak SAR (extrapolated) = 0.301 W/kg
SAR(1 g) = 0.224 W/kg; SAR(10 g) = 0.170 W/kg
Maximum value of SAR (measured) = 0.270 W/kg

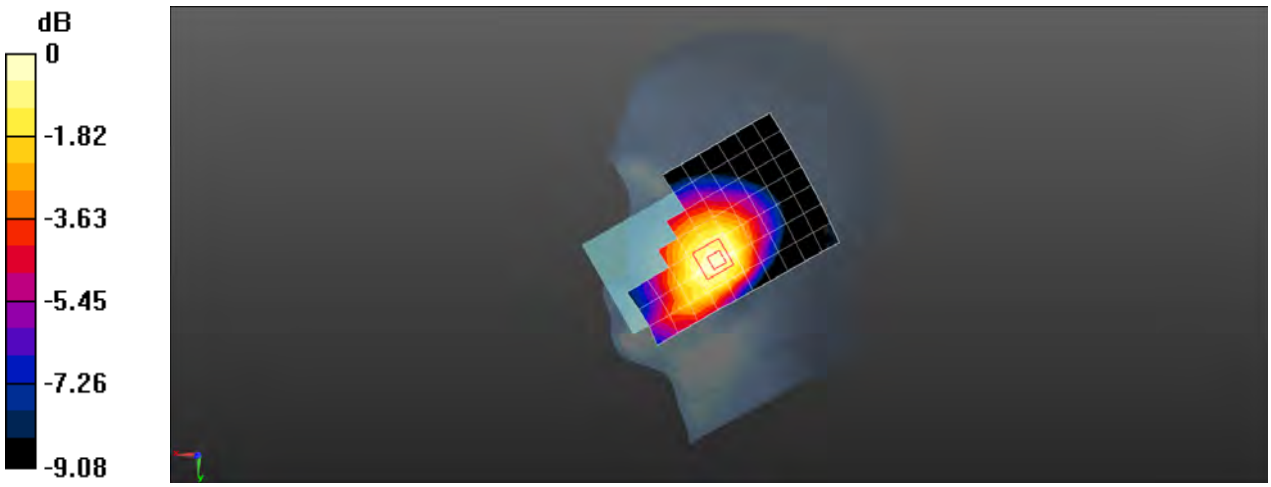

0 dB = 0.270 W/kg = -5.69 dBW/kg

Date: 2018-12-20

Test Laboratory: SGS-SAR Lab

CLT-L29 GSM850 GPRS 2TS 190CH Back side 15mm Ant1

DUT: CLT-L29; Type: Smart Phone; Serial: WCR0118409000098

Communication System: UID 0, GPRS/EGPRS Mode(2up) Communication System (0); Frequency: 836.6 MHz;Duty Cycle: 1:4.14954

Medium: MSL835;Medium parameters used: f = 837 MHz; σ = 1.01 S/m; ε_r = 54.523; ρ = 1000 kg/m^3
Phantom section: Flat Section

DASY 5 Configuration:

- Probe: EX3DV4 - SN3789; ConvF(8.84, 8.84, 8.84); Calibrated: 2018-02-08;
- Sensor-Surface: 1.4mm (Mechanical Surface Detection), z = -2.0, 31.0
- Electronics: DAE4 Sn896; Calibrated: 2018-11-08
- Phantom: SAM 1; Type: SAM; Serial: 1283
- DASY52 52.8.8(1222); SEMCAD X 14.6.10(7331)

Configuration/Body/Area Scan (8x13x1): Measurement grid: dx=15mm, dy=15mm
Maximum value of SAR (measured) = 0.430 W/kg

Configuration/Body/Zoom Scan (5x5x7)/Cube 0: Measurement grid: dx=8mm, dy=8mm, dz=5mm
Reference Value = 16.63 V/m; Power Drift = -0.04 dB
Peak SAR (extrapolated) = 0.501 W/kg
SAR(1 g) = 0.336 W/kg; SAR(10 g) = 0.238 W/kg
Maximum value of SAR (measured) = 0.434 W/kg

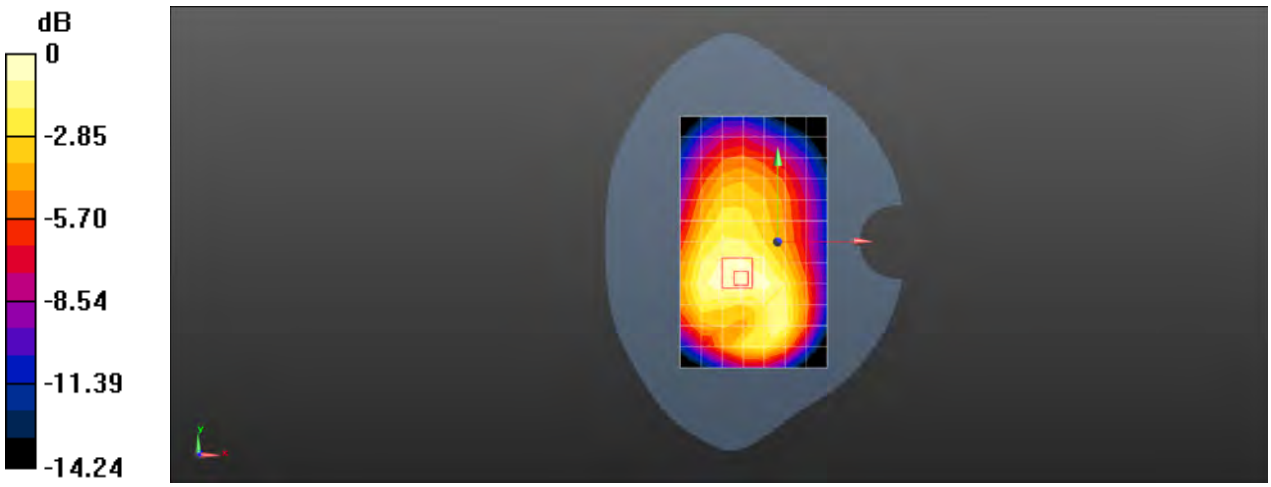

0 dB = 0.434 W/kg = -3.63 dBW/kg

Date: 2018-12-20

Test Laboratory: SGS-SAR Lab

CLT-L29 GSM850 GPRS 2TS 251CH Back side 10mm Ant1

DUT: CLT-L29; Type: Smart Phone; Serial: WCR0118409000098

Communication System: UID 0, GPRS/EGPRS Mode(2up) Communication System (0); Frequency: 848.8 MHz;Duty Cycle: 1:4.14954

Medium: MSL835;Medium parameters used: f = 849 MHz; σ = 1.017 S/m; ε_r = 54.469; ρ = 1000 kg/m^3
Phantom section: Flat Section

DASY 5 Configuration:

- Probe: EX3DV4 - SN3789; ConvF(8.84, 8.84, 8.84); Calibrated: 2018-02-08;
- Sensor-Surface: 1.4mm (Mechanical Surface Detection), z = -2.0, 31.0
- Electronics: DAE4 Sn896; Calibrated: 2018-11-08
- Phantom: SAM 1; Type: SAM; Serial: 1283
- DASY52 52.8.8(1222); SEMCAD X 14.6.10(7331)

Configuration/Body/Area Scan (8x13x1): Measurement grid: dx=15mm, dy=15mm
Maximum value of SAR (measured) = 0.743 W/kg

Configuration/Body/Zoom Scan (5x5x7)/Cube 0: Measurement grid: dx=8mm, dy=8mm, dz=5mm
Reference Value = 17.60 V/m; Power Drift = 0.02 dB
Peak SAR (extrapolated) = 1.13 W/kg
SAR(1 g) = 0.612 W/kg; SAR(10 g) = 0.352 W/kg
Maximum value of SAR (measured) = 0.928 W/kg

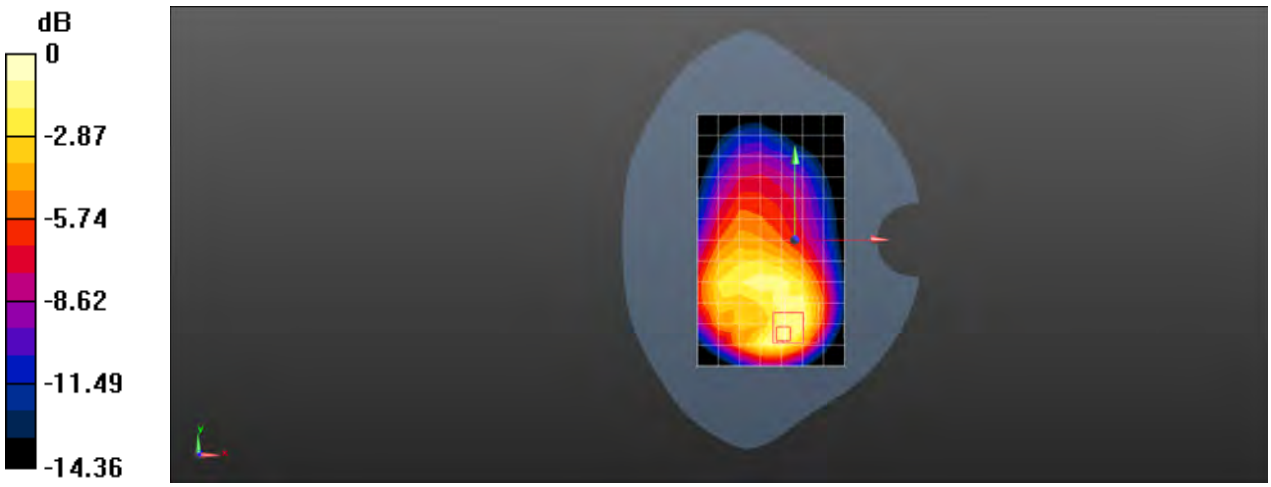

0 dB = 0.928 W/kg = -0.32 dBW/kg

Date: 2018-12-17

Test Laboratory: SGS-SAR Lab

CLT-L29 GSM850 GSM 128CH Left cheek Ant2

DUT: CLT-L29; Type: Smart Phone; Serial: WCR0118409000098

Communication System: UID 0, GSM Only Communication System (0); Frequency: 824.2 MHz;Duty Cycle: 1:8.30042

Medium: HSL835;Medium parameters used (interpolated): f = 824.2 MHz; σ = 0.899 S/m; ε_r = 40.756; ρ = 1000 kg/m^3
Phantom section: Left Section

DASY 5 Configuration:

- Probe: EX3DV4 - SN3789; ConvF(8.66, 8.66, 8.66); Calibrated: 2018-02-08;
- Sensor-Surface: 1.4mm (Mechanical Surface Detection), z = -2.0, 31.0
- Electronics: DAE4 Sn896; Calibrated: 2018-11-08
- Phantom: SAM 1; Type: SAM; Serial: 1283
- DASY52 52.8.8(1222); SEMCAD X 14.6.10(7331)

Configuration/Head/Area Scan (8x13x1): Measurement grid: dx=15mm, dy=15mm
Maximum value of SAR (measured) = 0.915 W/kg

Configuration/Head/Zoom Scan (5x5x7)/Cube 0: Measurement grid: dx=8mm, dy=8mm, dz=5mm
Reference Value = 27.48 V/m; Power Drift = -0.03 dB
Peak SAR (extrapolated) = 1.54 W/kg
SAR(1 g) = 0.662 W/kg; SAR(10 g) = 0.333 W/kg
Maximum value of SAR (measured) = 1.13 W/kg

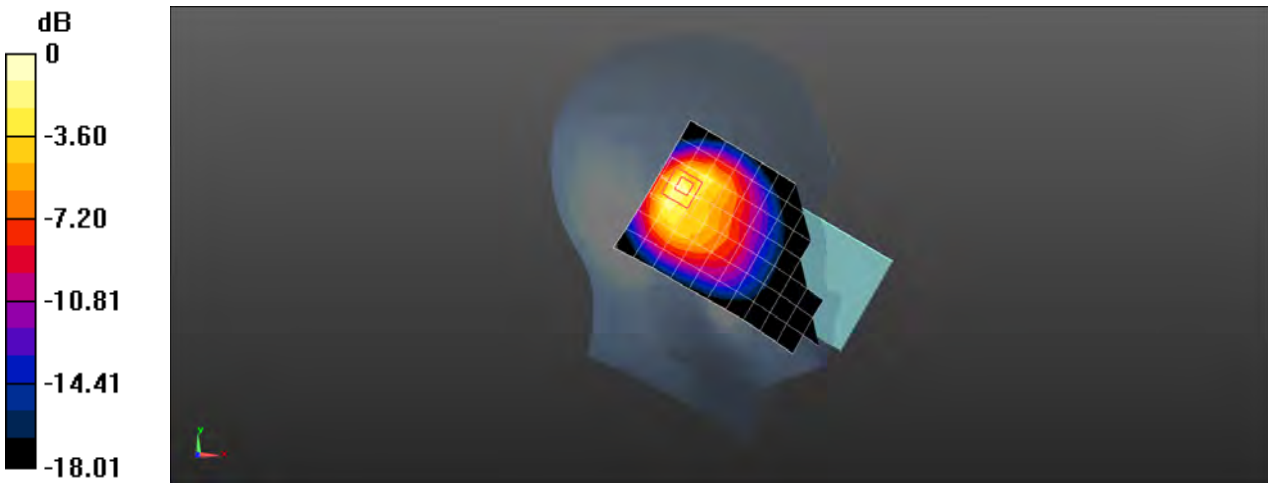

0 dB = 1.13 W/kg = 0.53 dBW/kg

Date: 2018-12-20

Test Laboratory: SGS-SAR Lab

CLT-L29 GSM850 GPRS 2TS 128CH Front side 15mm with Battery 2 Ant2

DUT: CLT-L29; Type: Smart Phone; Serial: WCR0118409000016

Communication System: UID 0, GPRS/EGPRS Mode(2up) Communication System (0); Frequency: 836.6 MHz;Duty Cycle: 1:4.14954

Medium: MSL835;Medium parameters used: f = 837 MHz; σ = 1.01 S/m; ε_r = 54.523; ρ = 1000 kg/m^3
Phantom section: Flat Section

DASY 5 Configuration:

- Probe: EX3DV4 - SN3789; ConvF(8.84, 8.84, 8.84); Calibrated: 2018-02-08;
- Sensor-Surface: 1.4mm (Mechanical Surface Detection), z = -2.0, 31.0
- Electronics: DAE4 Sn896; Calibrated: 2018-11-08
- Phantom: SAM 1; Type: SAM; Serial: 1283
- DASY52 52.8.8(1222); SEMCAD X 14.6.10(7331)

Configuration/Body/Area Scan (8x13x1): Measurement grid: dx=15mm, dy=15mm
Maximum value of SAR (measured) = 0.132 W/kg

Configuration/Body/Zoom Scan (5x5x7)/Cube 0: Measurement grid: dx=8mm, dy=8mm, dz=5mm
Reference Value = 5.744 V/m; Power Drift = -0.06 dB
Peak SAR (extrapolated) = 0.156 W/kg
SAR(1 g) = 0.101 W/kg; SAR(10 g) = 0.068 W/kg
Maximum value of SAR (measured) = 0.131 W/kg

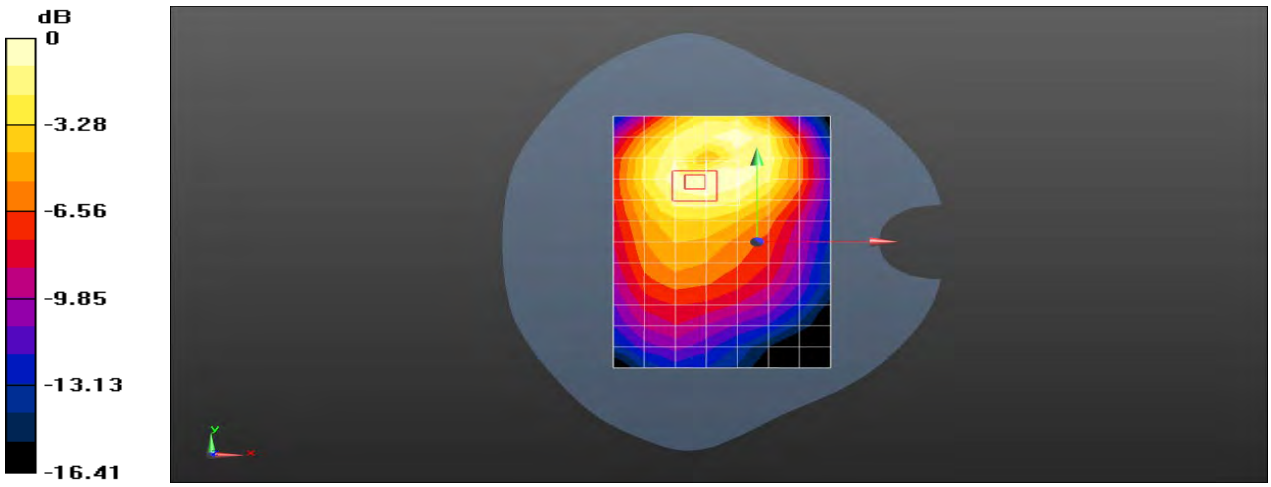

0 dB = 0.131 W/kg = -8.83 dBW/kg

Date: 2018-12-20

Test Laboratory: SGS-SAR Lab

CLT-L29 GSM850 GPRS 2TS 128CH Front side 10mm Ant2

DUT: CLT-L29; Type: Smart Phone; Serial: WCR0118409000098

Communication System: UID 0, GPRS/EGPRS Mode(2up) Communication System (0); Frequency: 824.2 MHz;Duty Cycle: 1:4.14954

Medium: MSL835;Medium parameters used (interpolated): f = 824.2 MHz; σ = 1.001 S/m; ε_r = 54.584; ρ = 1000 kg/m^3
Phantom section: Flat Section

DASY 5 Configuration:

- Probe: EX3DV4 - SN3789; ConvF(8.84, 8.84, 8.84); Calibrated: 2018-02-08;
- Sensor-Surface: 1.4mm (Mechanical Surface Detection), z = -2.0, 31.0
- Electronics: DAE4 Sn896; Calibrated: 2018-11-08
- Phantom: SAM 1; Type: SAM; Serial: 1283
- DASY52 52.8.8(1222); SEMCAD X 14.6.10(7331)

Configuration/Body/Area Scan (8x13x1): Measurement grid: dx=15mm, dy=15mm
Maximum value of SAR (measured) = 0.161 W/kg

Configuration/Body/Zoom Scan (5x5x7)/Cube 0: Measurement grid: dx=8mm, dy=8mm, dz=5mm
Reference Value = 5.742 V/m; Power Drift = -0.15 dB
Peak SAR (extrapolated) = 0.275 W/kg
SAR(1 g) = 0.136 W/kg; SAR(10 g) = 0.074 W/kg
Maximum value of SAR (measured) = 0.214 W/kg

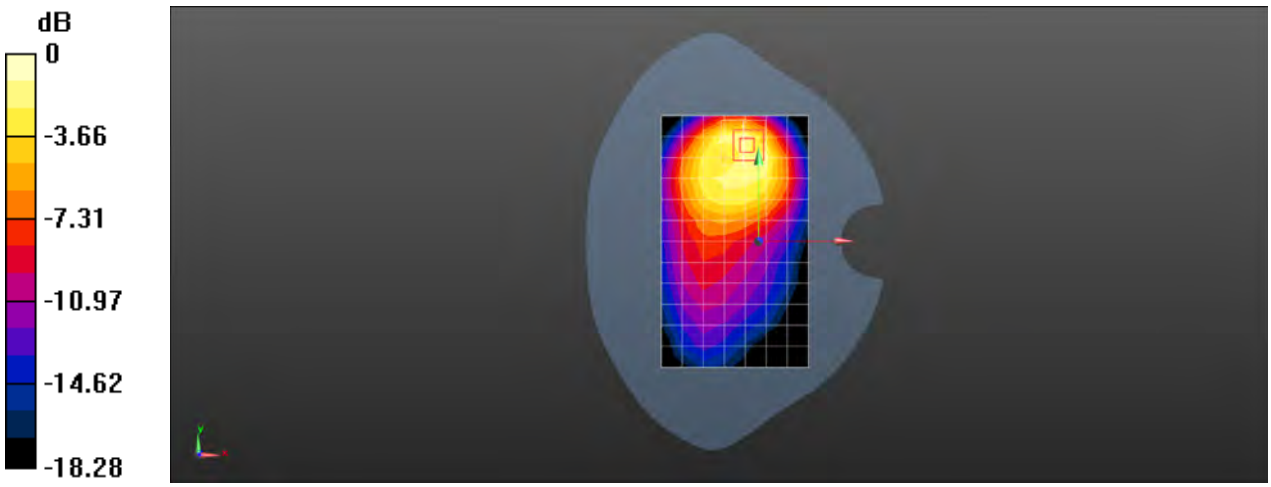

0 dB = 0.214 W/kg = -6.70 dBW/kg

Date: 2018-12-20

Test Laboratory: SGS-SAR Lab

CLT-L29 GSM850 GSM 190CH Left cheek Ant2 simultaneous transmission with WIFI

DUT: CLT-L29; Type: Smart Phone; Serial: WCR0118409000098

Communication System: UID 0, GSM Only Communication System (0); Frequency: 836.6 MHz;Duty Cycle: 1:8.30042

Medium: HSL835;Medium parameters used: f = 837 MHz; σ = 0.912 S/m; ε_r = 40.599; ρ = 1000 kg/m^3
Phantom section: Left Section

DASY 5 Configuration:

- Probe: EX3DV4 - SN3789; ConvF(8.66, 8.66, 8.66); Calibrated: 2018-02-08;
- Sensor-Surface: 1.4mm (Mechanical Surface Detection), z = -2.0, 31.0
- Electronics: DAE4 Sn896; Calibrated: 2018-11-08
- Phantom: SAM 1; Type: SAM; Serial: 1283
- DASY52 52.8.8(1222); SEMCAD X 14.6.10(7331)

Configuration/Head/Area Scan (8x13x1): Measurement grid: dx=15mm, dy=15mm
Maximum value of SAR (measured) = 0.514 W/kg

Configuration/Head/Zoom Scan (5x5x7)/Cube 0: Measurement grid: dx=8mm, dy=8mm, dz=5mm
Reference Value = 15.30 V/m; Power Drift = 0.03 dB
Peak SAR (extrapolated) = 0.798 W/kg
SAR(1 g) = 0.331 W/kg; SAR(10 g) = 0.163 W/kg
Maximum value of SAR (measured) = 0.617 W/kg

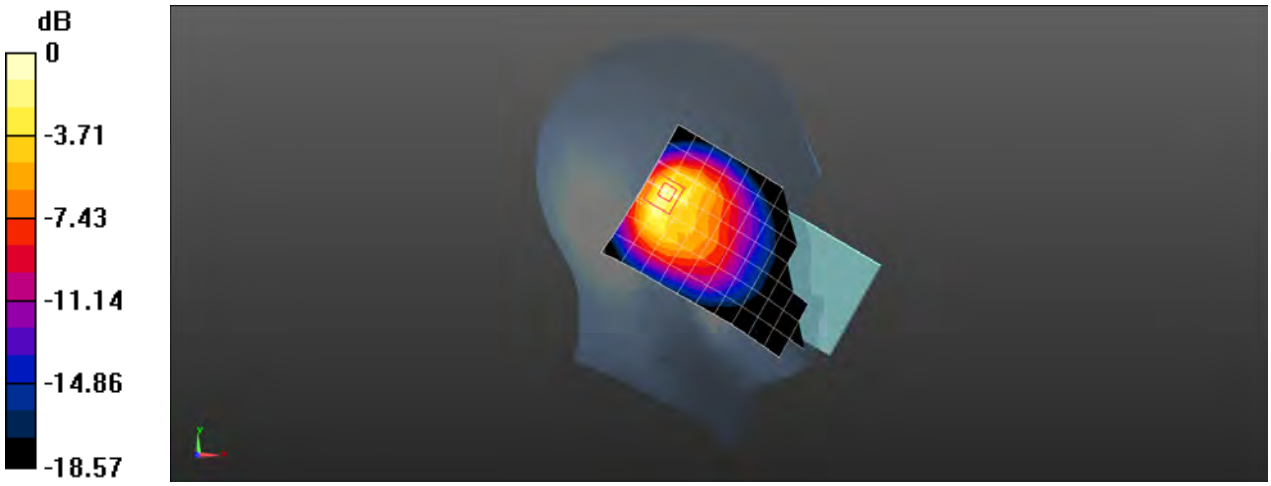

0 dB = 0.617 W/kg = -2.10 dBW/kg

Date: 2018-12-18

Test Laboratory: SGS-SAR Lab

CLT-L29 GSM1900 GSM 661CH Right tilted Ant1

DUT: CLT-L29; Type: Smart Phone; Serial: WCR0118409000098

Communication System: UID 0, GSM Only Communication System (0); Frequency: 1880 MHz;Duty Cycle: 1:8.30042

Medium: HSL1900;Medium parameters used: f = 1880 MHz; σ = 1.383 S/m; ε_r = 40.732; ρ = 1000 kg/m^3
Phantom section: Right Section

DASY 5 Configuration:

- Probe: EX3DV4 - SN3962; ConvF(8.26, 8.26, 8.26); Calibrated: 2018-01-11;
- Sensor-Surface: 1.4mm (Mechanical Surface Detection), z = -2.0, 31.0
- Electronics: DAE4 Sn1428; Calibrated: 2018-01-17
- Phantom: SAM 4; Type: SAM; Serial: 1640
- DASY52 52.8.8(1222); SEMCAD X 14.6.10(7331)

Configuration/Head/Area Scan (8x13x1): Measurement grid: dx=15mm, dy=15mm
Maximum value of SAR (measured) = 0.0637 W/kg

Configuration/Head/Zoom Scan (5x5x7)/Cube 0: Measurement grid: dx=8mm, dy=8mm, dz=5mm
Reference Value = 5.037 V/m; Power Drift = -0.01 dB
Peak SAR (extrapolated) = 0.197 W/kg
SAR(1 g) = 0.066 W/kg; SAR(10 g) = 0.034 W/kg
Maximum value of SAR (measured) = 0.0713 W/kg

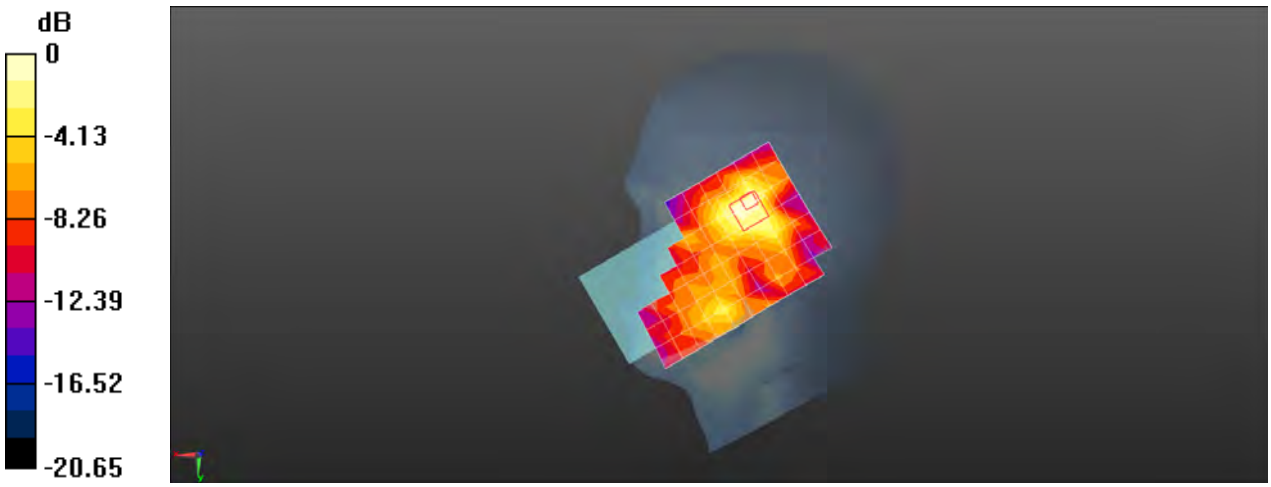

0 dB = 0.0713 W/kg = -11.47 dBW/kg

Date: 2018-12-18

Test Laboratory: SGS-SAR Lab

CLT-L29 GSM1900 GPRS 2TS 661CH Front side 15mm Ant1

DUT: CLT-L29; Type: Smart Phone; Serial: WCR0118409000076

Communication System: UID 0, GPRS/EGPRS Mode(2up) Communication System (0); Frequency: 1880 MHz;Duty Cycle: 1:4.14954

Medium: MSL1900;Medium parameters used: f = 1880 MHz; σ = 1.504 S/m; ε_r = 53.933; ρ = 1000 kg/m^3
Phantom section: Flat Section

DASY 5 Configuration:

- Probe: EX3DV4 - SN3789; ConvF(7.28, 7.28, 7.28); Calibrated: 2018-02-08;
- Sensor-Surface: 1.4mm (Mechanical Surface Detection), z = -2.0, 31.0
- Electronics: DAE4 Sn896; Calibrated: 2018-11-08
- Phantom: SAM 1; Type: SAM; Serial: 1283
- DASY52 52.8.8(1222); SEMCAD X 14.6.10(7331)

Configuration/Body/Area Scan (7x13x1): Measurement grid: dx=15mm, dy=15mm
Maximum value of SAR (measured) = 0.389 W/kg

Configuration/Body/Zoom Scan (5x5x7)/Cube 0: Measurement grid: dx=8mm, dy=8mm, dz=5mm
Reference Value = 6.951 V/m; Power Drift = -0.08 dB
Peak SAR (extrapolated) = 0.463 W/kg
SAR(1 g) = 0.295 W/kg; SAR(10 g) = 0.182 W/kg
Maximum value of SAR (measured) = 0.404 W/kg

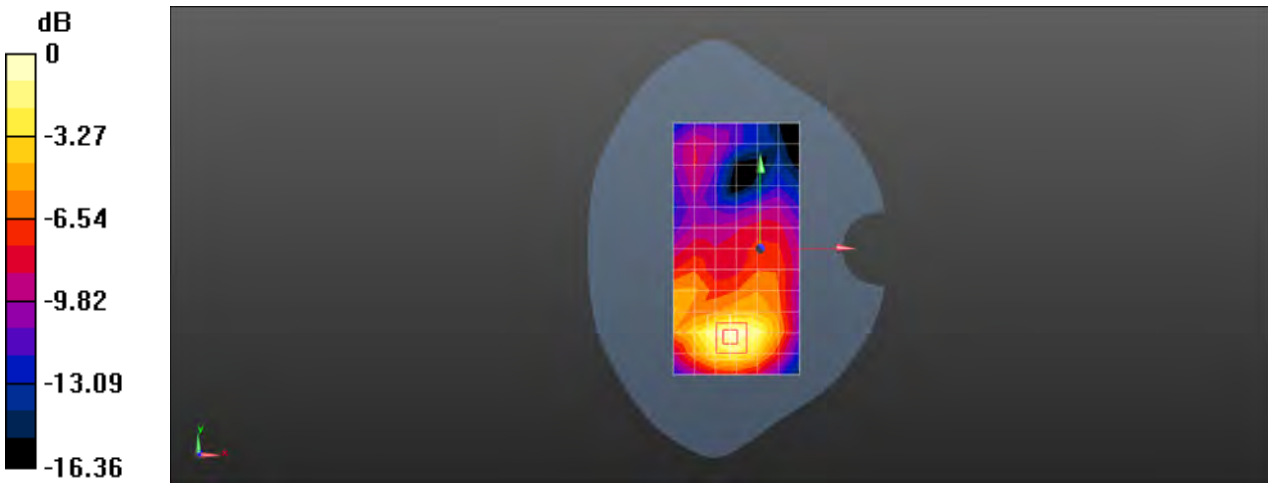

0 dB = 0.404 W/kg = -3.94 dBW/kg

Date: 2018-12-18

Test Laboratory: SGS-SAR Lab

CLT-29 GSM1900 GPRS 2TS 810CH Bottom side 10mm Ant1

DUT: CLT-29; Type: Smart Phone; Serial: WCR0118409000076

Communication System: UID 0, GPRS/EGPRS Mode(2up) Communication System (0); Frequency: 1909.8 MHz;Duty Cycle: 1:4.14954

Medium: MSL1900;Medium parameters used: f = 1910 MHz; σ = 1.532 S/m; ε_r = 53.865; ρ = 1000 kg/m^3
Phantom section: Flat Section

DASY 5 Configuration:

- Probe: EX3DV4 - SN3789; ConvF(7.28, 7.28, 7.28); Calibrated: 2018-02-08;
- Sensor-Surface: 1.4mm (Mechanical Surface Detection), z = -2.0, 31.0
- Electronics: DAE4 Sn896; Calibrated: 2018-11-08
- Phantom: SAM 1; Type: SAM; Serial: 1283
- DASY52 52.8.8(1222); SEMCAD X 14.6.10(7331)

Configuration/Body/Area Scan (5x9x1): Measurement grid: dx=15mm, dy=15mm
Maximum value of SAR (measured) = 0.960 W/kg

Configuration/Body/Zoom Scan (5x5x7)/Cube 0: Measurement grid: dx=8mm, dy=8mm, dz=5mm
Reference Value = 26.26 V/m; Power Drift = -0.02 dB
Peak SAR (extrapolated) = 1.14 W/kg
SAR(1 g) = 0.654 W/kg; SAR(10 g) = 0.360 W/kg
Maximum value of SAR (measured) = 0.941 W/kg

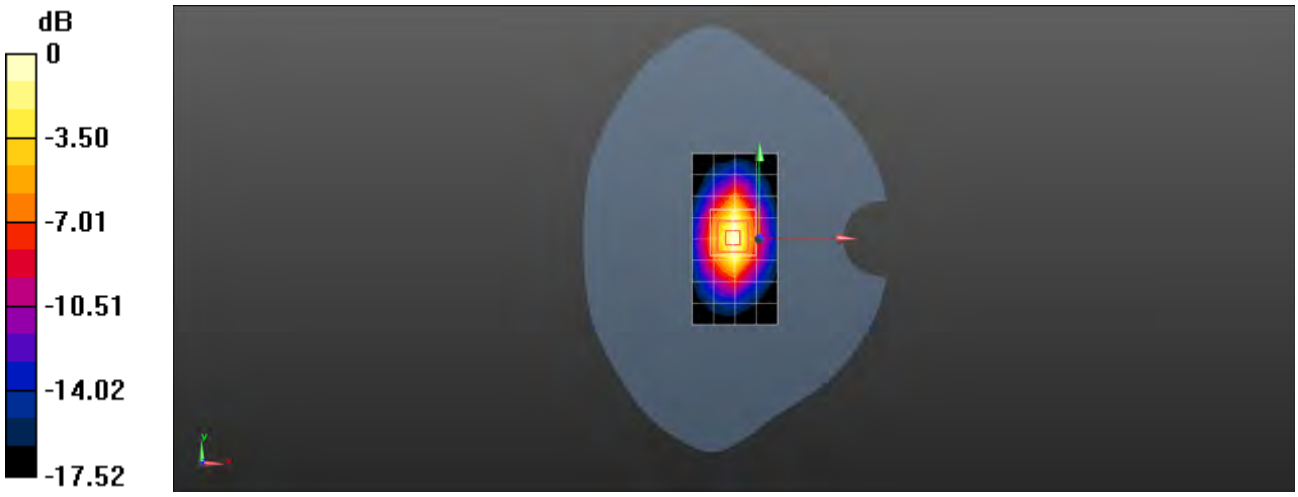

0 dB = 0.941 W/kg = -0.26 dBW/kg

Date: 2018-12-18

Test Laboratory: SGS-SAR Lab

CLT-L29 GSM1900 GPRS 2TS 661CH Bottom side-Repeat 0mm with Battery 2 Ant1

DUT: CLT-L29; Type: Smart Phone; Serial: WCR0118409000016

Communication System: UID 0, GPRS/EGPRS Mode(2up) Communication System (0); Frequency: 1880 MHz;Duty Cycle: 1:4.14954

Medium: MSL1900;Medium parameters used: f = 1880 MHz; σ = 1.504 S/m; ε_r = 53.933; ρ = 1000 kg/m^3
Phantom section: Flat Section

DASY 5 Configuration:

- Probe: EX3DV4 - SN3789; ConvF(7.28, 7.28, 7.28); Calibrated: 2018-02-08;
- Sensor-Surface: 1.4mm (Mechanical Surface Detection), z = -2.0, 31.0
- Electronics: DAE4 Sn896; Calibrated: 2018-11-08
- Phantom: SAM 1; Type: SAM; Serial: 1283
- DASY52 52.8.8(1222); SEMCAD X 14.6.10(7331)

Configuration/Body/Area Scan (5x9x1): Measurement grid: dx=15mm, dy=15mm
Maximum value of SAR (measured) = 3.58 W/kg

Configuration/Body/Zoom Scan (5x5x7)/Cube 0: Measurement grid: dx=8mm, dy=8mm, dz=5mm
Reference Value = 42.33 V/m; Power Drift = -0.04 dB
Peak SAR (extrapolated) = 9.00 W/kg
SAR(1 g) = 4.32 W/kg; SAR(10 g) = 2.03 W/kg
Maximum value of SAR (measured) = 7.11 W/kg

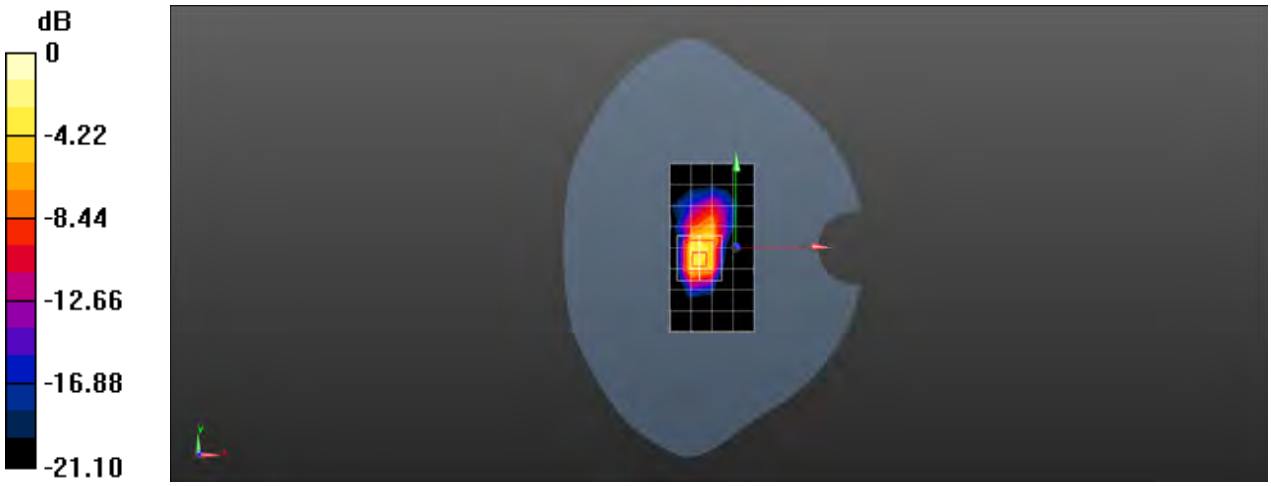

0 dB = 7.11 W/kg = 8.52 dBW/kg

Date: 2018-12-18

Test Laboratory: SGS-SAR Lab

CLT-L29 GSM 1900 GSM 810CH Left tilted Ant2

DUT: CLT-L29; Type: Smart Phone; Serial: WCR0118409000016

Communication System: UID 0, GSM Only Communication System (0); Frequency: 1909.8 MHz;Duty Cycle: 1:8.30042

Medium: HSL1900;Medium parameters used: f = 1910 MHz; σ = 1.405 S/m; ε_r = 40.571; ρ = 1000 kg/m^3
Phantom section: Left Section

DASY 5 Configuration:

- Probe: EX3DV4 - SN3962; ConvF(8.26, 8.26, 8.26); Calibrated: 2018-01-11;
- Sensor-Surface: 1.4mm (Mechanical Surface Detection), z = -2.0, 31.0
- Electronics: DAE4 Sn1428; Calibrated: 2018-01-17
- Phantom: SAM 4; Type: SAM; Serial: 1640
- DASY52 52.8.8(1222); SEMCAD X 14.6.10(7331)

Configuration/Head/Area Scan (8x14x1): Measurement grid: dx=15mm, dy=15mm
Maximum value of SAR (measured) = 0.991 W/kg

Configuration/Head/Zoom Scan (5x5x7)/Cube 0: Measurement grid: dx=8mm, dy=8mm, dz=5mm
Reference Value = 20.66 V/m; Power Drift = -0.02 dB
Peak SAR (extrapolated) = 1.19 W/kg
SAR(1 g) = 0.701 W/kg; SAR(10 g) = 0.380 W/kg
Maximum value of SAR (measured) = 1.01 W/kg

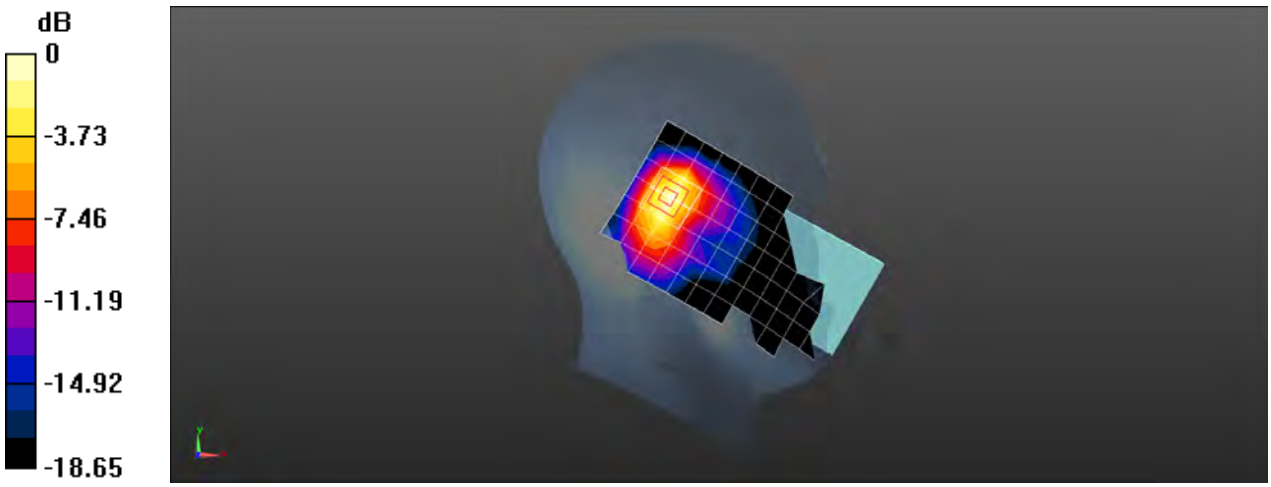

0 dB = 1.01 W/kg = 0.04 dBW/kg

Date: 2018-12-18

Test Laboratory: SGS-SAR Lab

CLT-L29 GSM1900 GPRS 2TS 661CH Back side 15mm Ant2

DUT: CLT-L29; Type: Smart Phone; Serial: WCR0118409000054

Communication System: UID 0, GPRS/EGPRS Mode(2up) Communication System (0); Frequency: 1880 MHz;Duty Cycle: 1:4.14954

Medium: MSL1900;Medium parameters used: f = 1880 MHz; σ = 1.504 S/m; ε_r = 53.933; ρ = 1000 kg/m^3
Phantom section: Flat Section

DASY 5 Configuration:

- Probe: EX3DV4 - SN3789; ConvF(7.28, 7.28, 7.28); Calibrated: 2018-02-08;
- Sensor-Surface: 1.4mm (Mechanical Surface Detection), z = -2.0, 31.0
- Electronics: DAE4 Sn896; Calibrated: 2018-11-08
- Phantom: SAM 1; Type: SAM; Serial: 1283
- DASY52 52.8.8(1222); SEMCAD X 14.6.10(7331)

Configuration/Body/Area Scan (7x13x1): Measurement grid: dx=15mm, dy=15mm
Maximum value of SAR (measured) = 0.140 W/kg

Configuration/Body/Zoom Scan (5x5x7)/Cube 0: Measurement grid: dx=8mm, dy=8mm, dz=5mm
Reference Value = 6.037 V/m; Power Drift = 0.09 dB
Peak SAR (extrapolated) = 0.161 W/kg
SAR(1 g) = 0.106 W/kg; SAR(10 g) = 0.070 W/kg
Maximum value of SAR (measured) = 0.139 W/kg

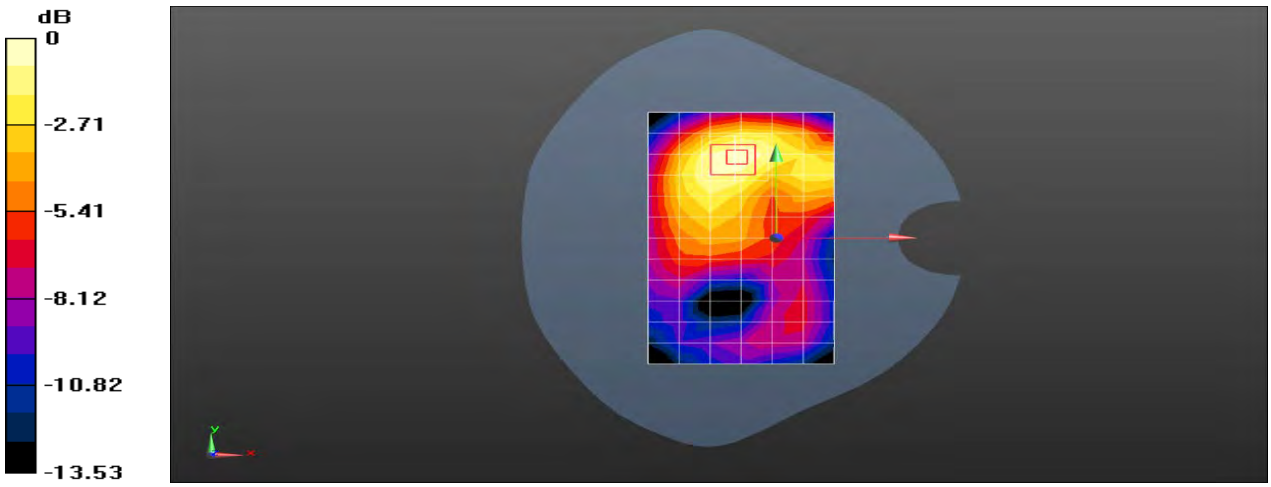

0 dB = 0.139 W/kg = -8.57 dBW/kg

Date: 2018-12-18

Test Laboratory: SGS-SAR Lab

CLT-L29 GSM1900 GPRS 2TS 661CH Top side 10mm Ant2

DUT: CLT-L29; Type: Smart Phone; Serial: WCR0118409000076

Communication System: UID 0, GPRS/EGPRS Mode(2up) Communication System (0); Frequency: 1880 MHz;Duty Cycle: 1:4.14954

Medium: MSL1900;Medium parameters used: f = 1880 MHz; σ = 1.504 S/m; ε_r = 53.933; ρ = 1000 kg/m^3
Phantom section: Flat Section

DASY 5 Configuration:

- Probe: EX3DV4 - SN3789; ConvF(7.28, 7.28, 7.28); Calibrated: 2018-02-08;
- Sensor-Surface: 1.4mm (Mechanical Surface Detection), z = -2.0, 31.0
- Electronics: DAE4 Sn896; Calibrated: 2018-11-08
- Phantom: SAM 1; Type: SAM; Serial: 1283
- DASY52 52.8.8(1222); SEMCAD X 14.6.10(7331)

Configuration/Body/Area Scan (5x9x1): Measurement grid: dx=15mm, dy=15mm
Maximum value of SAR (measured) = 0.229 W/kg

Configuration/Body/Zoom Scan (5x5x7)/Cube 0: Measurement grid: dx=8mm, dy=8mm, dz=5mm
Reference Value = 12.37 V/m; Power Drift = -0.01 dB
Peak SAR (extrapolated) = 0.260 W/kg
SAR(1 g) = 0.153 W/kg; SAR(10 g) = 0.089 W/kg
Maximum value of SAR (measured) = 0.219 W/kg

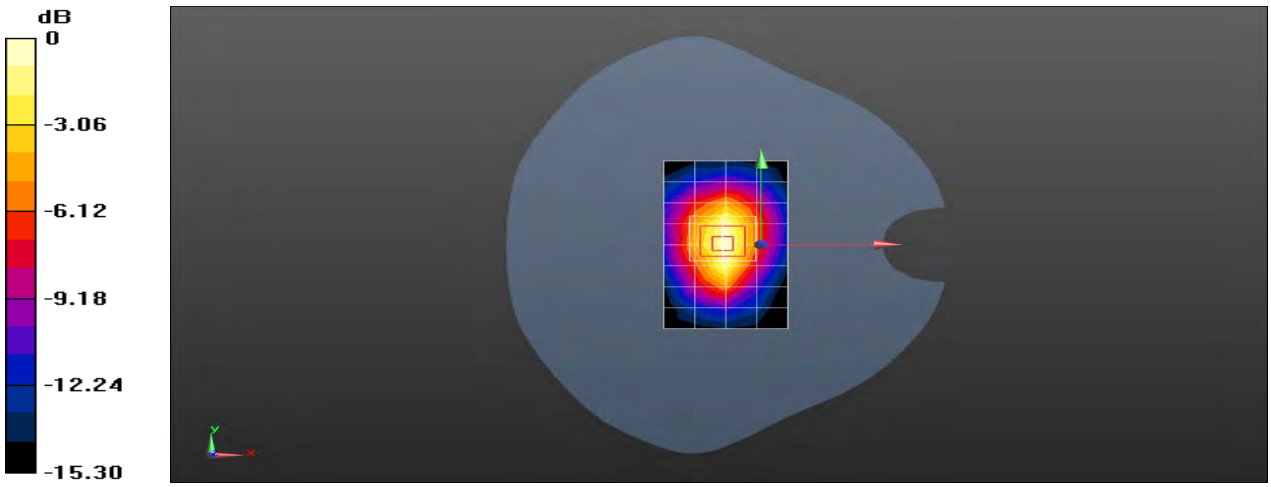

0 dB = 0.219 W/kg = -6.60 dBW/kg

Date: 2018-12-18

Test Laboratory: SGS-SAR Lab

CLT-L29 WCDMA Band II 9400CH Left cheek Ant1

DUT: CLT-L29; Type: Smart Phone; Serial: WCR0118409000098

Communication System: UID 0, WCDMA (0); Frequency: 1880 MHz;Duty Cycle: 1:1

Medium: HSL1900;Medium parameters used: f = 1880 MHz; σ = 1.383 S/m; ε_r = 40.732; ρ = 1000 kg/m^3
Phantom section: Left Section

DASY 5 Configuration:

- Probe: EX3DV4 - SN3962; ConvF(8.26, 8.26, 8.26); Calibrated: 2018-01-11;
- Sensor-Surface: 1.4mm (Mechanical Surface Detection), z = -2.0, 31.0
- Electronics: DAE4 Sn1428; Calibrated: 2018-01-17
- Phantom: SAM 4; Type: SAM; Serial: 1640
- DASY52 52.8.8(1222); SEMCAD X 14.6.10(7331)

Configuration/Head/Area Scan (8x13x1): Measurement grid: dx=15mm, dy=15mm
Maximum value of SAR (measured) = 0.183 W/kg

Configuration/Head/Zoom Scan (5x5x7)/Cube 0: Measurement grid: dx=8mm, dy=8mm, dz=5mm
Reference Value = 5.412 V/m; Power Drift = -0.04 dB
Peak SAR (extrapolated) = 0.205 W/kg
SAR(1 g) = 0.134 W/kg; SAR(10 g) = 0.086 W/kg
Maximum value of SAR (measured) = 0.173 W/kg

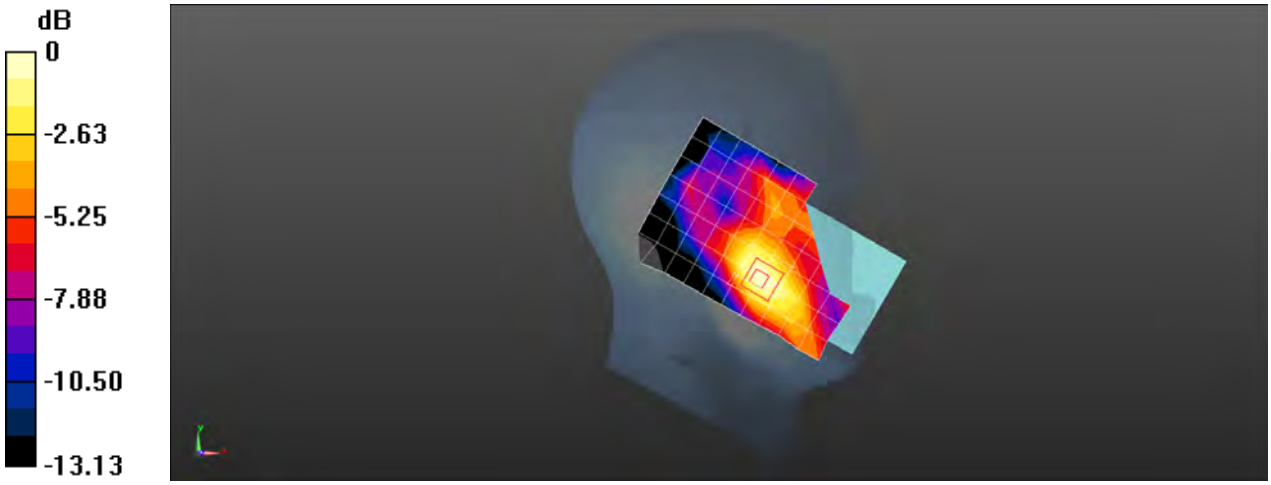

0 dB = 0.173 W/kg = -7.62 dBW/kg

Date: 2018-12-18

Test Laboratory: SGS-SAR Lab

CLT-L29 WCDMA Band II 9538CH Front side 15mm Ant1

DUT: CLT-L29; Type: Smart Phone; Serial: WCR0118409000098

Communication System: UID 0, WCDMA (0); Frequency: 1907.6 MHz;Duty Cycle: 1:1

Medium: MSL1900;Medium parameters used: f = 1908 MHz; σ = 1.53 S/m; ε_r = 53.876; ρ = 1000 kg/m^3
Phantom section: Flat Section

DASY 5 Configuration:

- Probe: EX3DV4 - SN3789; ConvF(7.28, 7.28, 7.28); Calibrated: 2018-02-08;
- Sensor-Surface: 1.4mm (Mechanical Surface Detection), z = -2.0, 31.0
- Electronics: DAE4 Sn896; Calibrated: 2018-11-08
- Phantom: SAM 1; Type: SAM; Serial: 1283
- DASY52 52.8.8(1222); SEMCAD X 14.6.10(7331)

Configuration/Body/Area Scan (7x13x1): Measurement grid: dx=15mm, dy=15mm
Maximum value of SAR (measured) = 0.684 W/kg

Configuration/Body/Zoom Scan (5x5x7)/Cube 0: Measurement grid: dx=8mm, dy=8mm, dz=5mm
Reference Value = 8.078 V/m; Power Drift = -0.01 dB
Peak SAR (extrapolated) = 0.807 W/kg
SAR(1 g) = 0.508 W/kg; SAR(10 g) = 0.310 W/kg
Maximum value of SAR (measured) = 0.706 W/kg

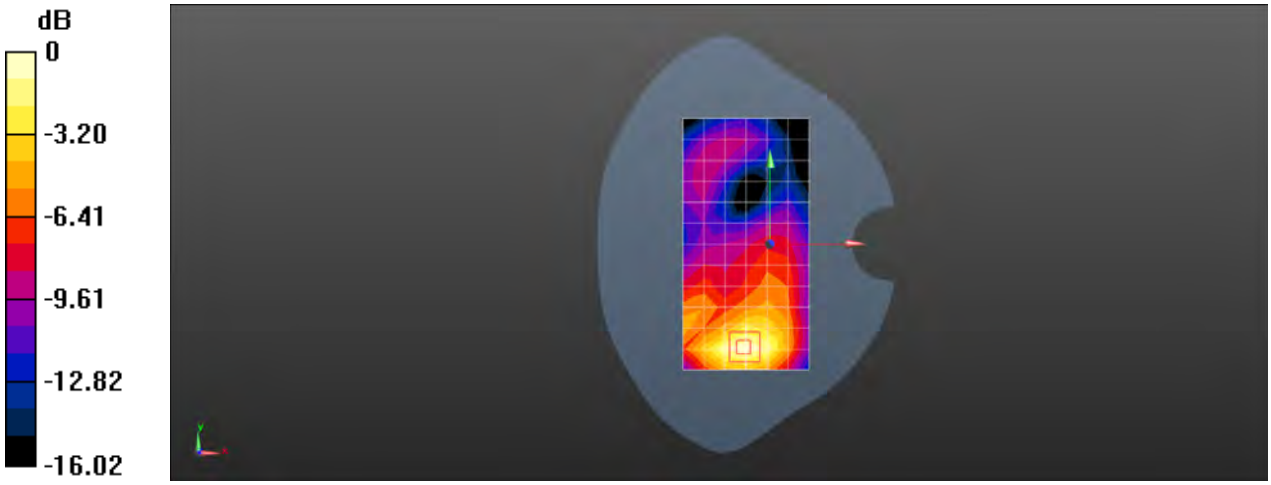

0 dB = 0.706 W/kg = -1.51 dBW/kg

Date: 2018-12-18

Test Laboratory: SGS-SAR Lab

CLT-L29 WCDMA Band II 9538CH Bottom side 10mm Ant1

DUT: CLT-L29; Type: Smart Phone; Serial: WCR0118409000098

Communication System: UID 0, WCDMA (0); Frequency: 1907.6 MHz;Duty Cycle: 1:1

Medium: MSL1900;Medium parameters used: f = 1908 MHz; σ = 1.53 S/m; ε_r = 53.876; ρ = 1000 kg/m^3
Phantom section: Flat Section

DASY 5 Configuration:

- Probe: EX3DV4 - SN3789; ConvF(7.28, 7.28, 7.28); Calibrated: 2018-02-08;
- Sensor-Surface: 1.4mm (Mechanical Surface Detection), z = -2.0, 31.0
- Electronics: DAE4 Sn896; Calibrated: 2018-11-08
- Phantom: SAM 1; Type: SAM; Serial: 1283
- DASY52 52.8.8(1222); SEMCAD X 14.6.10(7331)

Configuration/Body/Area Scan (5x8x1): Measurement grid: dx=15mm, dy=15mm
Maximum value of SAR (measured) = 0.742 W/kg

Configuration/Body/Zoom Scan (5x5x7)/Cube 0: Measurement grid: dx=8mm, dy=8mm, dz=5mm
Reference Value = 23.60 V/m; Power Drift = -0.14 dB
Peak SAR (extrapolated) = 1.17 W/kg
SAR(1 g) = 0.679 W/kg; SAR(10 g) = 0.371 W/kg
Maximum value of SAR (measured) = 0.991 W/kg

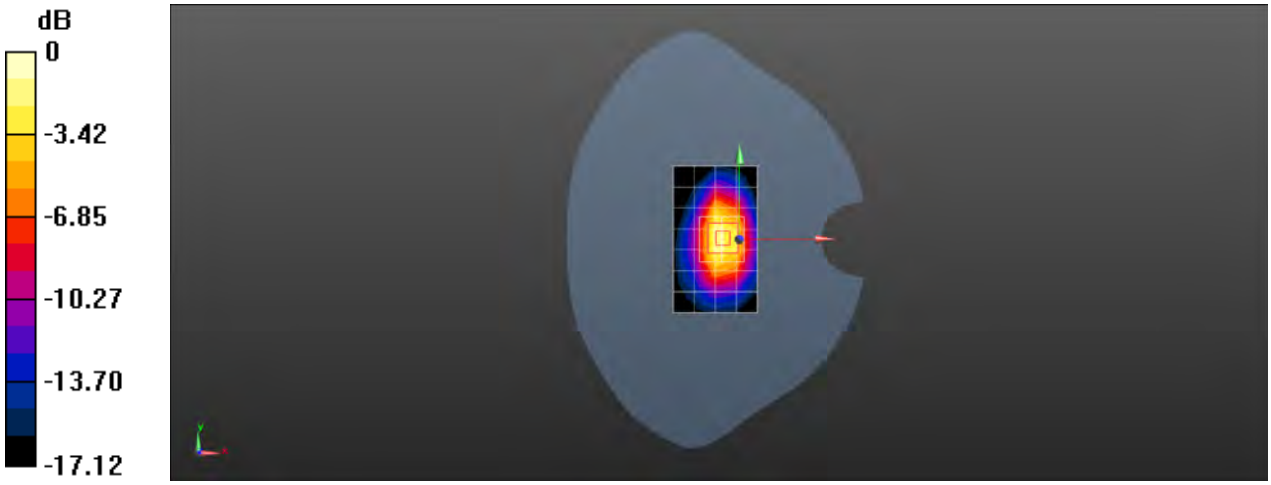

0 dB = 0.991 W/kg = -0.04 dBW/kg

Date: 2018-12-18

Test Laboratory: SGS-SAR Lab

CLT-L29 WCDMA Band II 9262CH Bottom side 0mm Ant1

DUT: CLT-L29; Type: Smart Phone; Serial: WCR0118409000098

Communication System: UID 0, WCDMA (0); Frequency: 1852.4 MHz;Duty Cycle: 1:1

Medium: MSL1900;Medium parameters used: f = 1852.4 MHz; σ = 1.472 S/m; ε_r = 53.98; ρ = 1000 kg/m^3
Phantom section: Flat Section

DASY 5 Configuration:

- Probe: EX3DV4 - SN3962; ConvF(8.26, 8.26, 8.26); Calibrated: 2018-01-11;
- Sensor-Surface: 1.4mm (Mechanical Surface Detection), z = -2.0, 31.0
- Electronics: DAE4 Sn1428; Calibrated: 2018-01-17
- Phantom: SAM 4; Type: SAM; Serial: 1640
- DASY52 52.8.8(1222); SEMCAD X 14.6.10(7331)

Configuration/Body/Area Scan (5x8x1): Measurement grid: dx=15mm, dy=15mm
Maximum value of SAR (measured) = 5.70 W/kg

Configuration/Body/Zoom Scan (5x5x7)/Cube 0: Measurement grid: dx=8mm, dy=8mm, dz=5mm
Reference Value = 61.11 V/m; Power Drift = -0.01 dB
Peak SAR (extrapolated) = 7.81 W/kg
SAR(1 g) = 3.76 W/kg; SAR(10 g) = 1.76 W/kg
Maximum value of SAR (measured) = 5.99 W/kg

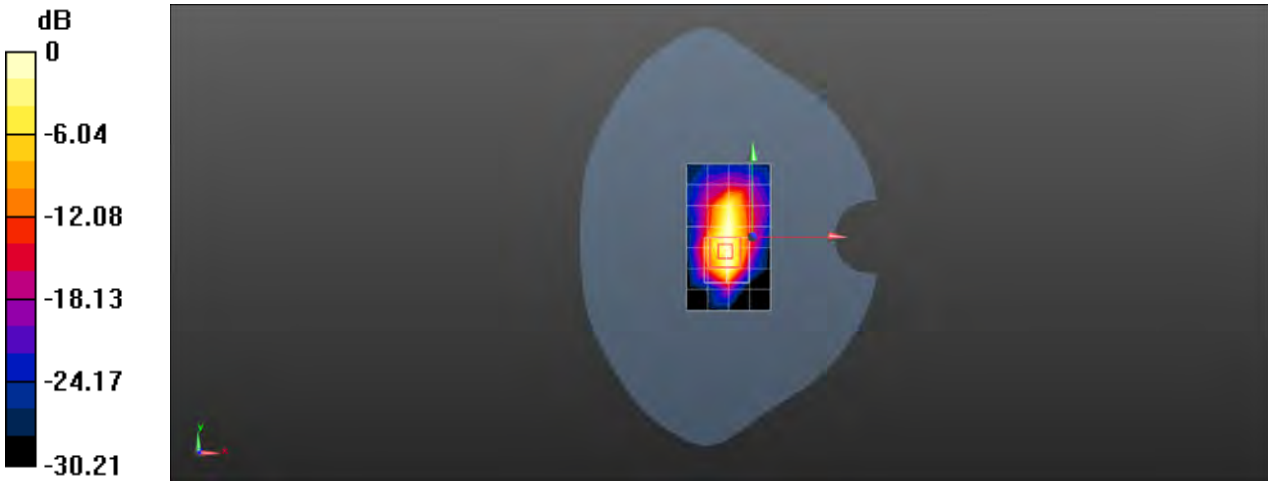

0 dB = 5.99 W/kg = 7.77 dBW/kg

Date: 2018-12-18

Test Laboratory: SGS-SAR Lab

CLT-L29 WCDMA Band II 9538CH Left tilted Ant2

DUT: CLT-L29; Type: Smart Phone; Serial: WCR0118409000098

Communication System: UID 0, WCDMA (0); Frequency: 1907.6 MHz;Duty Cycle: 1:1

Medium: HSL1900;Medium parameters used: f = 1908 MHz; σ = 1.404 S/m; ε_r = 40.629; ρ = 1000 kg/m^3
Phantom section: Left Section

DASY 5 Configuration:

- Probe: EX3DV4 - SN3962; ConvF(8.26, 8.26, 8.26); Calibrated: 2018-01-11;
- Sensor-Surface: 1.4mm (Mechanical Surface Detection), z = -2.0, 31.0
- Electronics: DAE4 Sn1428; Calibrated: 2018-01-17
- Phantom: SAM 4; Type: SAM; Serial: 1640
- DASY52 52.8.8(1222); SEMCAD X 14.6.10(7331)

Configuration/Head/Area Scan (8x14x1): Measurement grid: dx=15mm, dy=15mm
Maximum value of SAR (measured) = 0.996 W/kg

Configuration/Head/Zoom Scan (5x5x7)/Cube 0: Measurement grid: dx=8mm, dy=8mm, dz=5mm
Reference Value = 21.28 V/m; Power Drift = -0.10 dB
Peak SAR (extrapolated) = 1.19 W/kg
SAR(1 g) = 0.703 W/kg; SAR(10 g) = 0.390 W/kg
Maximum value of SAR (measured) = 1.02 W/kg

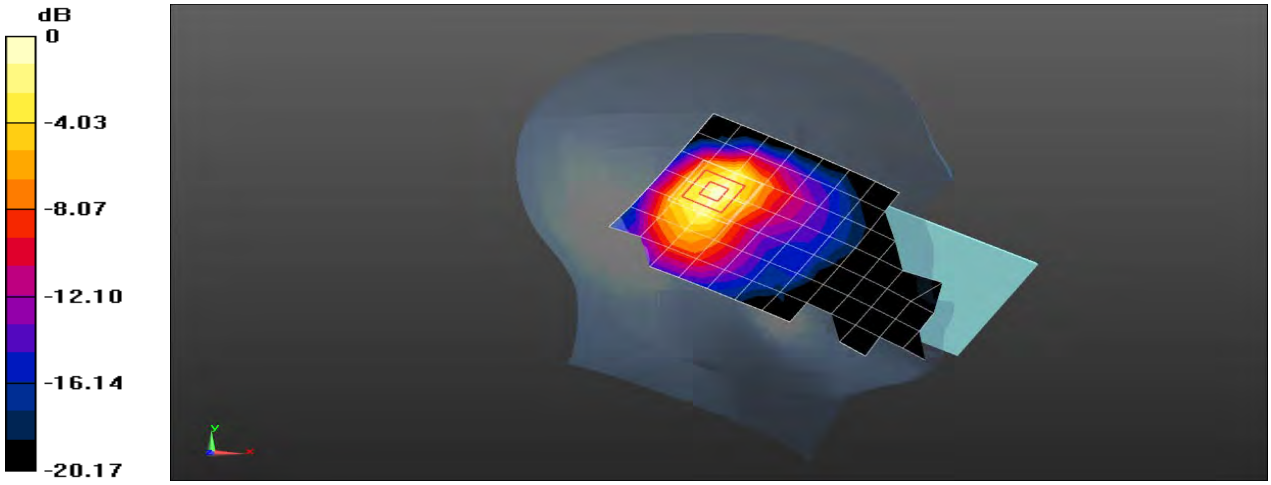

0 dB = 1.02 W/kg = 0.09 dBW/kg

Date: 2018-12-18

Test Laboratory: SGS-SAR Lab

CLT-L29 WCDMA Band II 9538CH Back side 15mm Ant2

DUT: CLT-L29; Type: Smart Phone; Serial: WCR0118409000098

Communication System: UID 0, WCDMA (0); Frequency: 1907.6 MHz;Duty Cycle: 1:1

Medium: MSL1900;Medium parameters used: f = 1908 MHz; σ = 1.53 S/m; ε_r = 53.876; ρ = 1000 kg/m^3
Phantom section: Flat Section

DASY 5 Configuration:

- Probe: EX3DV4 - SN3789; ConvF(7.28, 7.28, 7.28); Calibrated: 2018-02-08;
- Sensor-Surface: 1.4mm (Mechanical Surface Detection), z = -2.0, 31.0
- Electronics: DAE4 Sn896; Calibrated: 2018-11-08
- Phantom: SAM 1; Type: SAM; Serial: 1283
- DASY52 52.8.8(1222); SEMCAD X 14.6.10(7331)

Configuration/Body/Area Scan (7x13x1): Measurement grid: dx=15mm, dy=15mm
Maximum value of SAR (measured) = 0.542 W/kg

Configuration/Body/Zoom Scan (5x5x7)/Cube 0: Measurement grid: dx=8mm, dy=8mm, dz=5mm
Reference Value = 10.28 V/m; Power Drift = -0.06 dB
Peak SAR (extrapolated) = 0.629 W/kg
SAR(1 g) = 0.416 W/kg; SAR(10 g) = 0.270 W/kg
Maximum value of SAR (measured) = 0.546 W/kg

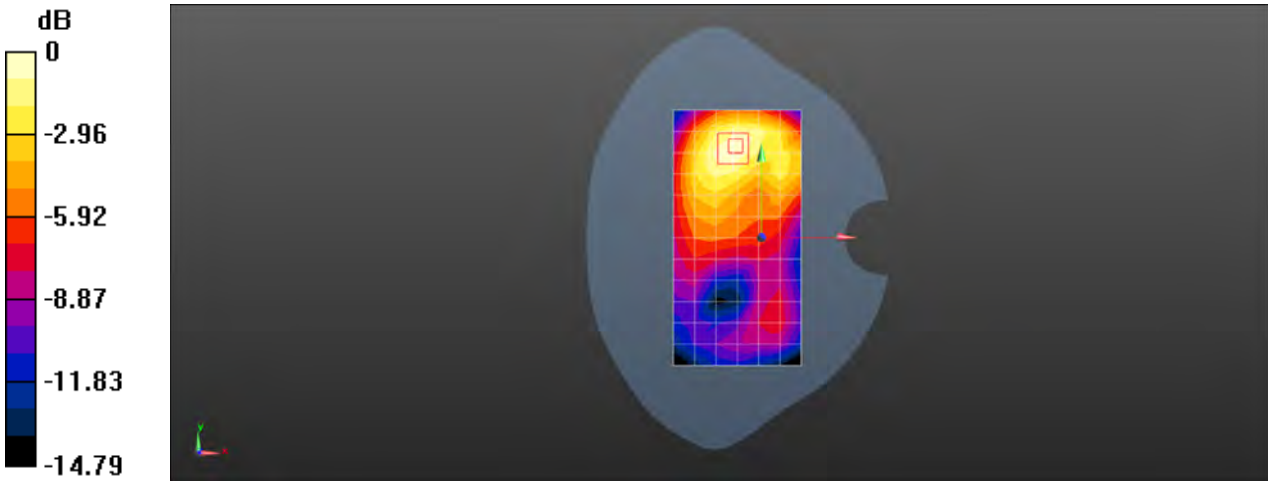

0 dB = 0.546 W/kg = -2.63 dBW/kg

Date: 2018-12-18

Test Laboratory: SGS-SAR Lab

CLT-L29 WCDMA Band II 9538CH Top side 10mm Ant2

DUT: CLT-L29; Type: Smart Phone; Serial: WCR0118409000098

Communication System: UID 0, WCDMA (0); Frequency: 1907.6 MHz;Duty Cycle: 1:1

Medium: MSL1900;Medium parameters used: f = 1908 MHz; σ = 1.53 S/m; ε_r = 53.876; ρ = 1000 kg/m^3
Phantom section: Flat Section

DASY 5 Configuration:

- Probe: EX3DV4 - SN3789; ConvF(7.28, 7.28, 7.28); Calibrated: 2018-02-08;
- Sensor-Surface: 1.4mm (Mechanical Surface Detection), z = -2.0, 31.0
- Electronics: DAE4 Sn896; Calibrated: 2018-11-08
- Phantom: SAM 1; Type: SAM; Serial: 1283
- DASY52 52.8.8(1222); SEMCAD X 14.6.10(7331)

Configuration/Body/Area Scan (5x8x1): Measurement grid: dx=15mm, dy=15mm
Maximum value of SAR (measured) = 0.671 W/kg

Configuration/Body/Zoom Scan (5x5x7)/Cube 0: Measurement grid: dx=8mm, dy=8mm, dz=5mm
Reference Value = 22.41 V/m; Power Drift = -0.09 dB
Peak SAR (extrapolated) = 1.02 W/kg
SAR(1 g) = 0.599 W/kg; SAR(10 g) = 0.344 W/kg
Maximum value of SAR (measured) = 0.866 W/kg

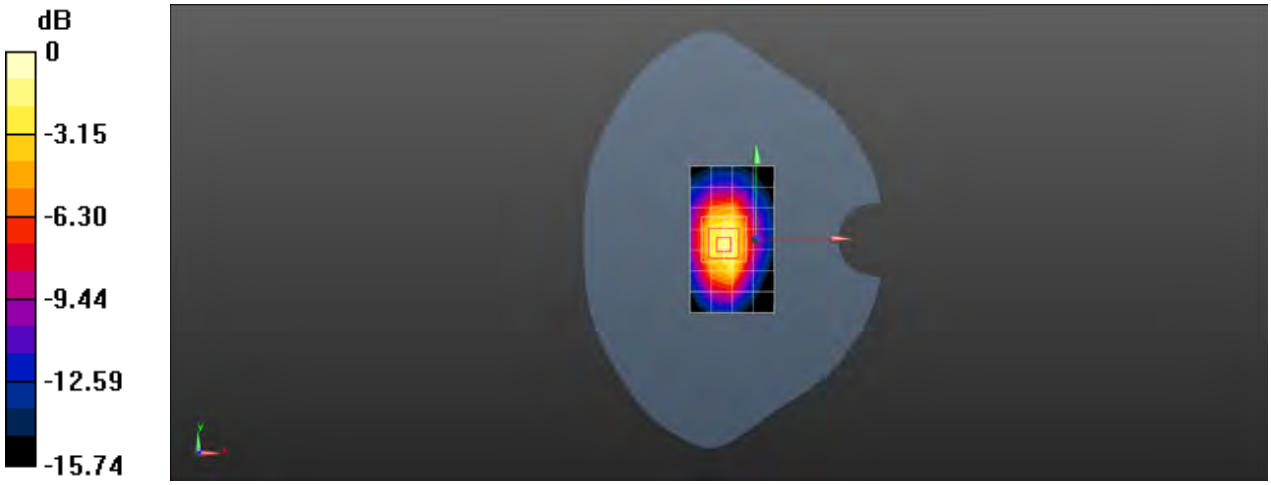

0 dB = 0.866 W/kg = -0.62 dBW/kg

Date: 2018-12-15

Test Laboratory: SGS-SAR Lab

CLT-L29 WCDMA Band IV 1412CH Right cheek with Battery 2 Ant1

DUT: CLT-L29; Type: Smart Phone; Serial: WCR0118409000016

Communication System: UID 0, WCDMA (0); Frequency: 1732.4 MHz;Duty Cycle: 1:1

Medium: HSL1750;Medium parameters used: f = 1732.4 MHz; σ = 1.313 S/m; ε_r = 40.85; ρ = 1000 kg/m^3
Phantom section: Right Section

DASY 5 Configuration:

- Probe: EX3DV4 - SN3789; ConvF(7.67, 7.67, 7.67); Calibrated: 2018-02-08;
- Sensor-Surface: 1.4mm (Mechanical Surface Detection), z = -2.0, 31.0
- Electronics: DAE4 Sn896; Calibrated: 2018-11-08
- Phantom: SAM 1; Type: SAM; Serial: 1283
- DASY52 52.8.8(1222); SEMCAD X 14.6.10(7331)

Configuration/Head/Area Scan (8x13x1): Measurement grid: dx=15mm, dy=15mm
Maximum value of SAR (measured) = 0.112 W/kg

Configuration/Head/Zoom Scan (5x5x7)/Cube 0: Measurement grid: dx=8mm, dy=8mm, dz=5mm
Reference Value = 3.740 V/m; Power Drift = -0.02 dB
Peak SAR (extrapolated) = 0.126 W/kg
SAR(1 g) = 0.080 W/kg; SAR(10 g) = 0.051 W/kg
Maximum value of SAR (measured) = 0.110 W/kg

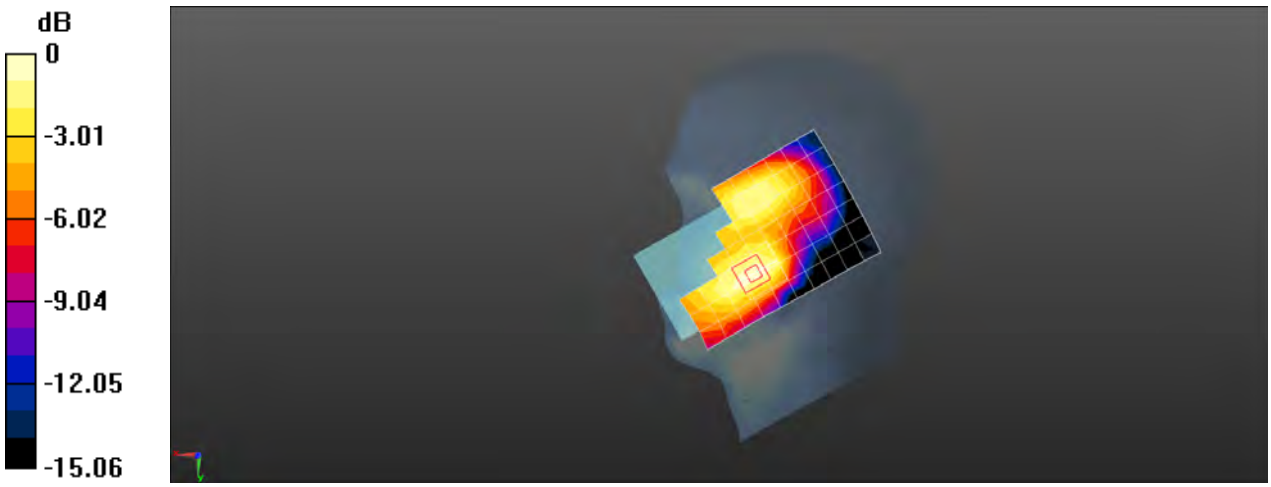

0 dB = 0.110 W/kg = -9.59 dBW/kg

Date: 2018-12-19

Test Laboratory: SGS-SAR Lab

CLT-L29 WCDMA Band IV 1513CH Back side 15mm Ant1

DUT: CLT-L29; Type: Smart Phone; Serial: WCR0118409000098

Communication System: UID 0, WCDMA (0); Frequency: 1752.6 MHz;Duty Cycle: 1:1

Medium: MSL1750;Medium parameters used: f = 1753 MHz; σ = 1.436 S/m; ε_r = 53.306; ρ = 1000 kg/m^3
Phantom section: Flat Section

DASY 5 Configuration:

- Probe: EX3DV4 - SN3962; ConvF(8.49, 8.49, 8.49); Calibrated: 2018-01-11;
- Sensor-Surface: 1.4mm (Mechanical Surface Detection), z = -2.0, 31.0
- Electronics: DAE4 Sn1428; Calibrated: 2018-01-17
- Phantom: SAM 4; Type: SAM; Serial: 1640
- DASY52 52.8.8(1222); SEMCAD X 14.6.10(7331)

Configuration/Body/Area Scan (8x13x1): Measurement grid: dx=15mm, dy=15mm
Maximum value of SAR (measured) = 0.376 W/kg

Configuration/Body/Zoom Scan (5x5x7)/Cube 0: Measurement grid: dx=8mm, dy=8mm, dz=5mm
Reference Value = 7.711 V/m; Power Drift = -0.12 dB
Peak SAR (extrapolated) = 0.457 W/kg
SAR(1 g) = 0.304 W/kg; SAR(10 g) = 0.191 W/kg
Maximum value of SAR (measured) = 0.409 W/kg

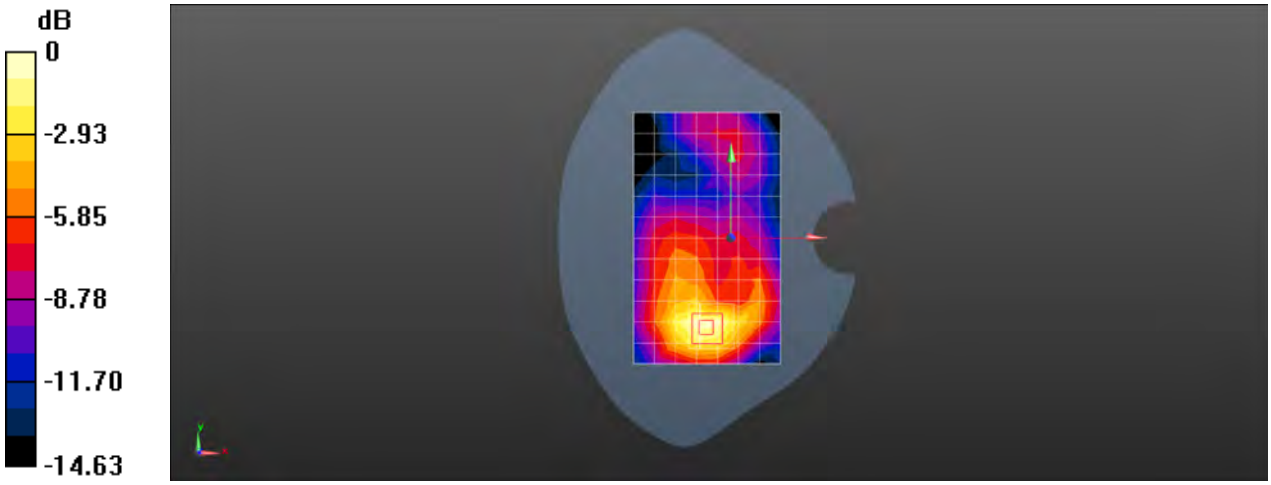

0 dB = 0.409 W/kg = -3.88 dBW/kg

Date: 2018-12-19

Test Laboratory: SGS-SAR Lab

CLT-L29 WCDMA Band IV 1412CH Bottom side 10mm Ant1

DUT: CLT-L29; Type: Smart Phone; Serial: WCR0118409000098

Communication System: UID 0, WCDMA (0); Frequency: 1732.4 MHz;Duty Cycle: 1:1

Medium: MSL1750;Medium parameters used: f = 1732.4 MHz; σ = 1.422 S/m; ε_r = 53.515; ρ = 1000 kg/m^3
Phantom section: Flat Section

DASY 5 Configuration:

- Probe: EX3DV4 - SN3962; ConvF(8.49, 8.49, 8.49); Calibrated: 2018-01-11;
- Sensor-Surface: 1.4mm (Mechanical Surface Detection), z = -2.0, 31.0
- Electronics: DAE4 Sn1428; Calibrated: 2018-01-17
- Phantom: SAM 4; Type: SAM; Serial: 1640
- DASY52 52.8.8(1222); SEMCAD X 14.6.10(7331)

Configuration/Body/Area Scan (5x9x1): Measurement grid: dx=15mm, dy=15mm
Maximum value of SAR (measured) = 0.425 W/kg

Configuration/Body/Zoom Scan (5x5x7)/Cube 0: Measurement grid: dx=8mm, dy=8mm, dz=5mm
Reference Value = 17.12 V/m; Power Drift = -0.06 dB
Peak SAR (extrapolated) = 0.525 W/kg
SAR(1 g) = 0.323 W/kg; SAR(10 g) = 0.178 W/kg
Maximum value of SAR (measured) = 0.466 W/kg

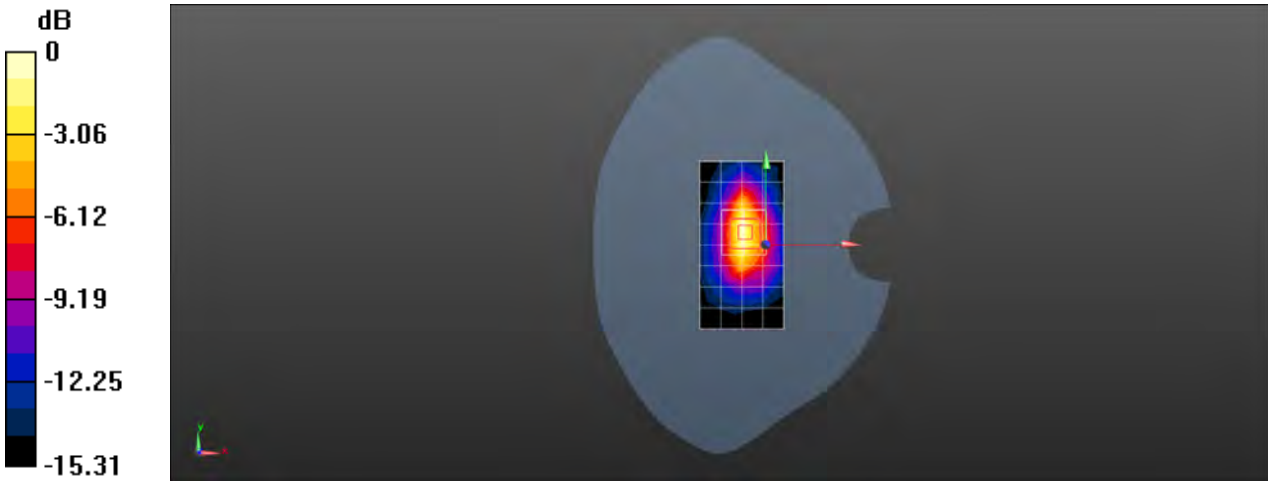

0 dB = 0.466 W/kg = -3.32 dBW/kg

Date: 2018-12-19

Test Laboratory: SGS-SAR Lab

CLT-L29 WCDMA Band IV 1513CH Bottom side 0mm Ant1

DUT: CLT-L29; Type: Smart Phone; Serial: WCR0118409000098

Communication System: UID 0, WCDMA (0); Frequency: 1752.6 MHz;Duty Cycle: 1:1

Medium: MSL1750;Medium parameters used: f = 1753 MHz; σ = 1.436 S/m; ε_r = 53.306; ρ = 1000 kg/m^3
Phantom section: Flat Section

DASY 5 Configuration:

- Probe: EX3DV4 - SN3962; ConvF(8.49, 8.49, 8.49); Calibrated: 2018-01-11;
- Sensor-Surface: 1.4mm (Mechanical Surface Detection), z = -2.0, 31.0
- Electronics: DAE4 Sn1428; Calibrated: 2018-01-17
- Phantom: SAM 4; Type: SAM; Serial: 1640
- DASY52 52.8.8(1222); SEMCAD X 14.6.10(7331)

Configuration/Body/Area Scan (5x9x1): Measurement grid: dx=15mm, dy=15mm
Maximum value of SAR (measured) = 6.91 W/kg

Configuration/Body/Zoom Scan (5x5x7)/Cube 0: Measurement grid: dx=8mm, dy=8mm, dz=5mm
Reference Value = 71.82 V/m; Power Drift = -0.06 dB
Peak SAR (extrapolated) = 8.63 W/kg
SAR(1 g) = 4.32 W/kg; SAR(10 g) = 2.08 W/kg
Maximum value of SAR (measured) = 7.11 W/kg

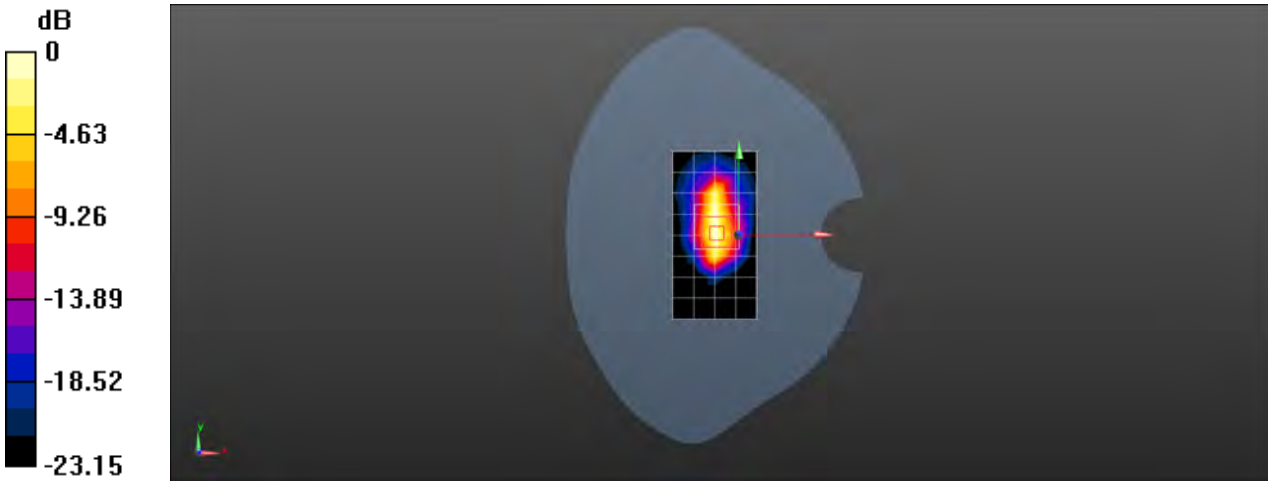

0 dB = 7.11 W/kg = 8.52 dBW/kg

Date: 2018-12-15

Test Laboratory: SGS-SAR Lab

CLT-L29 WCDMA Band IV 1412CH Left tilted Ant2

DUT: CLT-L29; Type: Smart Phone; Serial: WCR0118409000098

Communication System: UID 0, WCDMA (0); Frequency: 1732.4 MHz;Duty Cycle: 1:1

Medium: HSL1750;Medium parameters used: f = 1732.4 MHz; σ = 1.313 S/m; ε_r = 40.85; ρ = 1000 kg/m^3
Phantom section: Left Section

DASY 5 Configuration:

- Probe: EX3DV4 - SN3789; ConvF(7.67, 7.67, 7.67); Calibrated: 2018-02-08;
- Sensor-Surface: 1.4mm (Mechanical Surface Detection), z = -2.0, 31.0
- Electronics: DAE4 Sn896; Calibrated: 2018-11-08
- Phantom: SAM 1; Type: SAM; Serial: 1283
- DASY52 52.8.8(1222); SEMCAD X 14.6.10(7331)

Configuration/Head/Area Scan (8x13x1): Measurement grid: dx=15mm, dy=15mm
Maximum value of SAR (measured) = 0.395 W/kg

Configuration/Head/Zoom Scan (5x5x7)/Cube 0: Measurement grid: dx=8mm, dy=8mm, dz=5mm
Reference Value = 19.36 V/m; Power Drift = -0.03 dB
Peak SAR (extrapolated) = 0.551 W/kg
SAR(1 g) = 0.319 W/kg; SAR(10 g) = 0.180 W/kg
Maximum value of SAR (measured) = 0.468 W/kg

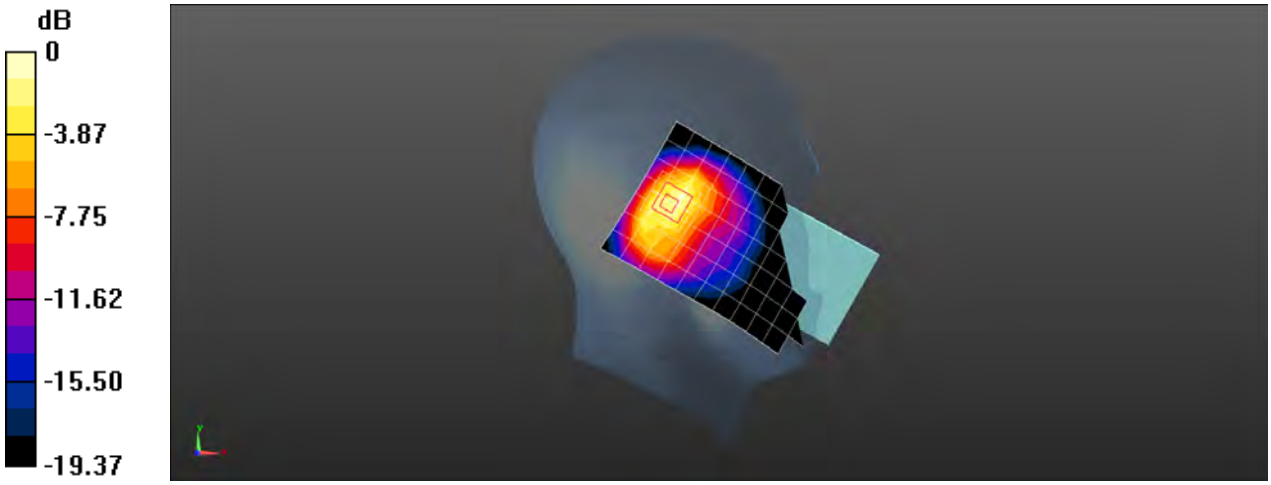

0 dB = 0.468 W/kg = -3.30 dBW/kg

Date: 2018-12-19

Test Laboratory: SGS-SAR Lab

CLT-L29 WCDMA Band IV 1312CH Back side 15mm Ant2

DUT: CLT-L29; Type: Smart Phone; Serial: WCR0118409000098

Communication System: UID 0, WCDMA (0); Frequency: 1712.4 MHz;Duty Cycle: 1:1

Medium: MSL1750;Medium parameters used: f = 1712.4 MHz; σ = 1.411 S/m; ε_r = 53.7; ρ = 1000 kg/m^3
Phantom section: Flat Section

DASY 5 Configuration:

- Probe: EX3DV4 - SN3962; ConvF(8.49, 8.49, 8.49); Calibrated: 2018-01-11;
- Sensor-Surface: 1.4mm (Mechanical Surface Detection), z = -2.0, 31.0
- Electronics: DAE4 Sn1428; Calibrated: 2018-01-17
- Phantom: SAM 4; Type: SAM; Serial: 1640
- DASY52 52.8.8(1222); SEMCAD X 14.6.10(7331)

Configuration/Body/Area Scan (8x13x1): Measurement grid: dx=15mm, dy=15mm
Maximum value of SAR (measured) = 0.208 W/kg

Configuration/Body/Zoom Scan (5x5x7)/Cube 0: Measurement grid: dx=8mm, dy=8mm, dz=5mm
Reference Value = 4.907 V/m; Power Drift = 0.07 dB
Peak SAR (extrapolated) = 0.247 W/kg
SAR(1 g) = 0.172 W/kg; SAR(10 g) = 0.117 W/kg
Maximum value of SAR (measured) = 0.222 W/kg

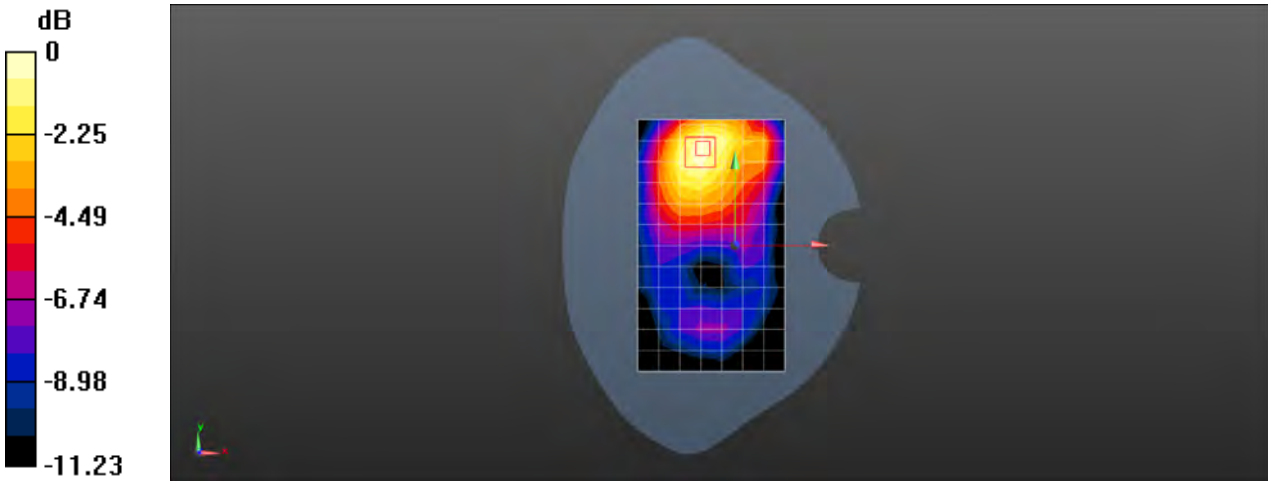

0 dB = 0.222 W/kg = -6.54 dBW/kg

Date: 2018-12-19

Test Laboratory: SGS-SAR Lab

CLT-L29 WCDMA Band IV 1312CH Top side 10mm Ant2

DUT: CLT-L29; Type: Smart Phone; Serial: WCR0118409000098

Communication System: UID 0, WCDMA (0); Frequency: 1712.4 MHz;Duty Cycle: 1:1

Medium: MSL1750;Medium parameters used: f = 1712.4 MHz; σ = 1.411 S/m; ε_r = 53.7; ρ = 1000 kg/m^3
Phantom section: Flat Section

DASY 5 Configuration:

- Probe: EX3DV4 - SN3962; ConvF(8.49, 8.49, 8.49); Calibrated: 2018-01-11;
- Sensor-Surface: 1.4mm (Mechanical Surface Detection), z = -2.0, 31.0
- Electronics: DAE4 Sn1428; Calibrated: 2018-01-17
- Phantom: SAM 4; Type: SAM; Serial: 1640
- DASY52 52.8.8(1222); SEMCAD X 14.6.10(7331)

Configuration/Body/Area Scan (5x9x1): Measurement grid: dx=15mm, dy=15mm
Maximum value of SAR (measured) = 0.256 W/kg

Configuration/Body/Zoom Scan (5x5x7)/Cube 0: Measurement grid: dx=8mm, dy=8mm, dz=5mm
Reference Value = 14.15 V/m; Power Drift = -0.07 dB
Peak SAR (extrapolated) = 0.298 W/kg
SAR(1 g) = 0.196 W/kg; SAR(10 g) = 0.120 W/kg
Maximum value of SAR (measured) = 0.264 W/kg

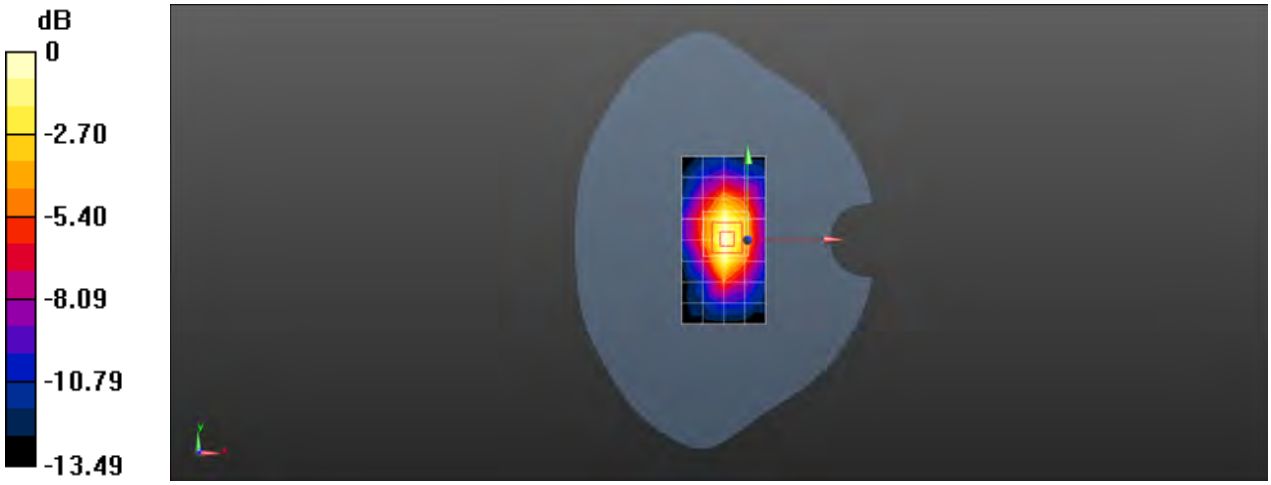

0 dB = 0.264 W/kg = -5.78 dBW/kg

Date: 2018-12-17

Test Laboratory: SGS-SAR Lab

CLT-L29 WCDMA Band V 4233CH Right cheek Ant1

DUT: CLT-L29; Type: Smart Phone; Serial: WCR0118409000098

Communication System: UID 0, WCDMA (0); Frequency: 846.6 MHz;Duty Cycle: 1:1

Medium: HSL835;Medium parameters used: f = 847 MHz; σ = 0.919 S/m; ε_r = 40.492; ρ = 1000 kg/m^3
Phantom section: Right Section

DASY 5 Configuration:

- Probe: EX3DV4 - SN3789; ConvF(8.66, 8.66, 8.66); Calibrated: 2018-02-08;
- Sensor-Surface: 1.4mm (Mechanical Surface Detection), z = -2.0, 31.0
- Electronics: DAE4 Sn896; Calibrated: 2018-11-08
- Phantom: SAM 1; Type: SAM; Serial: 1283
- DASY52 52.8.8(1222); SEMCAD X 14.6.10(7331)

Configuration/Head/Area Scan (8x13x1): Measurement grid: dx=15mm, dy=15mm
Maximum value of SAR (measured) = 0.375 W/kg

Configuration/Head/Zoom Scan (5x5x7)/Cube 0: Measurement grid: dx=8mm, dy=8mm, dz=5mm
Reference Value = 5.822 V/m; Power Drift = -0.02 dB
Peak SAR (extrapolated) = 0.425 W/kg
SAR(1 g) = 0.306 W/kg; SAR(10 g) = 0.230 W/kg
Maximum value of SAR (measured) = 0.377 W/kg



0 dB = 0.377 W/kg = -4.24 dBW/kg

Date: 2018-12-20

Test Laboratory: SGS-SAR Lab

CLT-L29 WCDMA Band V 4182CH Back side 15mm with Battery 3 Ant1

DUT: CLT-L29; Type: Smart Phone; Serial: WCR0118409000054

Communication System: UID 0, WCDMA (0); Frequency: 836.4 MHz;Duty Cycle: 1:1

Medium: MSL835;Medium parameters used (interpolated): f = 836.4 MHz; σ = 1.009 S/m; ε_r = 54.525; ρ = 1000 kg/m^3
Phantom section: Flat Section

DASY 5 Configuration:

- Probe: EX3DV4 - SN3789; ConvF(8.84, 8.84, 8.84); Calibrated: 2018-02-08;
- Sensor-Surface: 1.4mm (Mechanical Surface Detection), z = -2.0, 31.0
- Electronics: DAE4 Sn896; Calibrated: 2018-11-08
- Phantom: SAM 1; Type: SAM; Serial: 1283
- DASY52 52.8.8(1222); SEMCAD X 14.6.10(7331)

Configuration/Body/Area Scan (8x13x1): Measurement grid: dx=15mm, dy=15mm
Maximum value of SAR (measured) = 0.411 W/kg

Configuration/Body/Zoom Scan (5x5x7)/Cube 0: Measurement grid: dx=8mm, dy=8mm, dz=5mm
Reference Value = 16.48 V/m; Power Drift = -0.05 dB
Peak SAR (extrapolated) = 0.483 W/kg
SAR(1 g) = 0.324 W/kg; SAR(10 g) = 0.230 W/kg
Maximum value of SAR (measured) = 0.424 W/kg

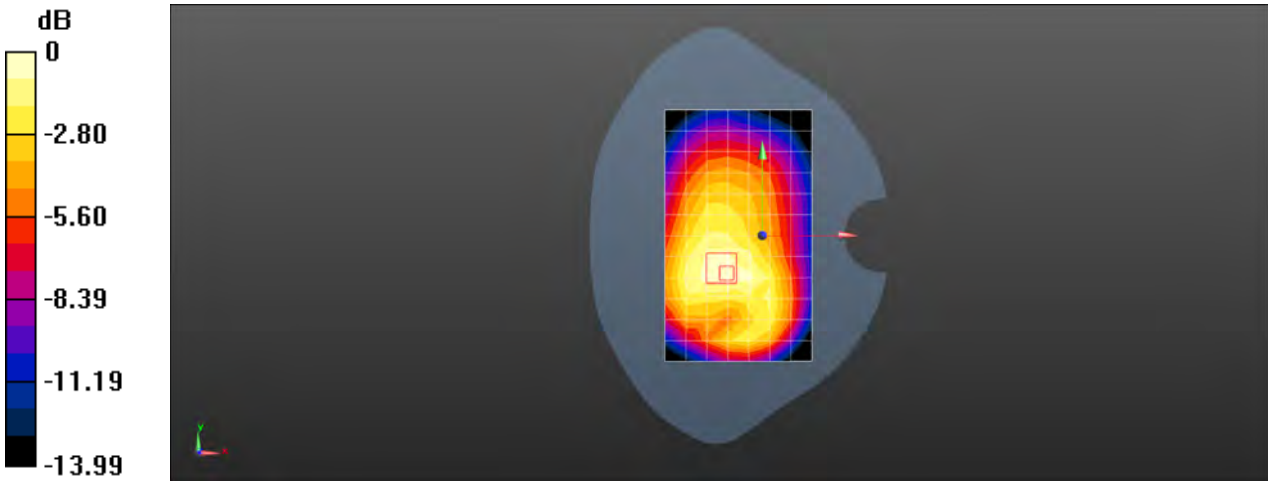

0 dB = 0.424 W/kg = -3.73 dBW/kg

Date: 2018-12-20

Test Laboratory: SGS-SAR Lab

CLT-L29 WCDMA Band V 4233CH Back side 10mm with Battery 2 Ant1

DUT: CLT-L29; Type: Smart Phone; Serial: WCR0118409000016

Communication System: UID 0, WCDMA (0); Frequency: 846.6 MHz;Duty Cycle: 1:1

Medium: MSL835;Medium parameters used: f = 847 MHz; σ = 1.016 S/m; ε_r = 54.478; ρ = 1000 kg/m^3
Phantom section: Flat Section

DASY 5 Configuration:

- Probe: EX3DV4 - SN3789; ConvF(8.84, 8.84, 8.84); Calibrated: 2018-02-08;
- Sensor-Surface: 1.4mm (Mechanical Surface Detection), z = -2.0, 31.0
- Electronics: DAE4 Sn896; Calibrated: 2018-11-08
- Phantom: SAM 1; Type: SAM; Serial: 1283
- DASY52 52.8.8(1222); SEMCAD X 14.6.10(7331)

Configuration/Body/Area Scan (8x13x1): Measurement grid: dx=15mm, dy=15mm
Maximum value of SAR (measured) = 0.693 W/kg

Configuration/Body/Zoom Scan (5x5x7)/Cube 0: Measurement grid: dx=8mm, dy=8mm, dz=5mm
Reference Value = 17.26 V/m; Power Drift = 0.02 dB
Peak SAR (extrapolated) = 0.995 W/kg
SAR(1 g) = 0.545 W/kg; SAR(10 g) = 0.306 W/kg
Maximum value of SAR (measured) = 0.805 W/kg

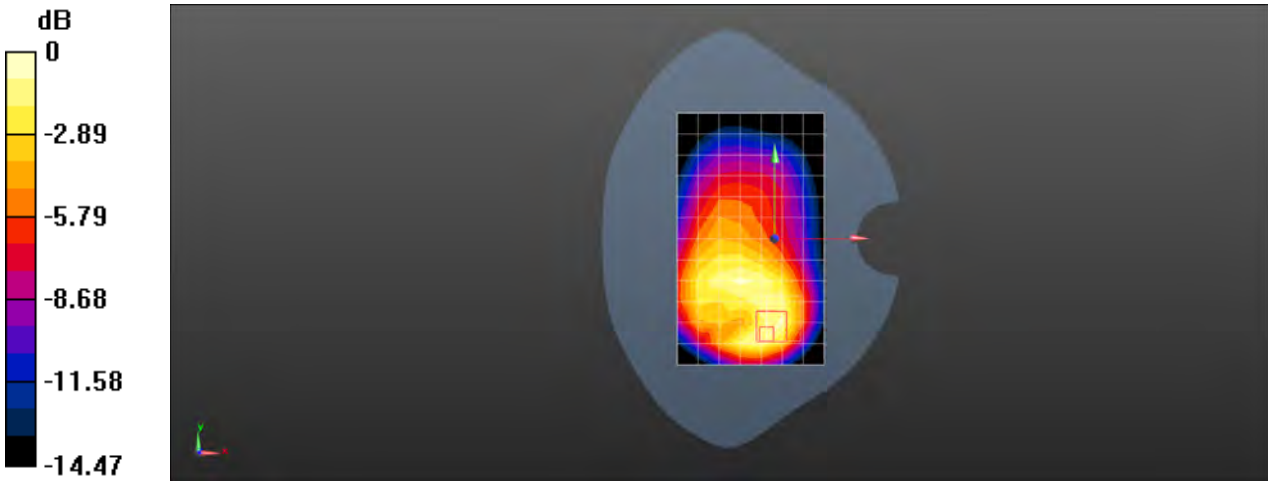

0 dB = 0.805 W/kg = -0.94 dBW/kg

Date: 2018-12-17

Test Laboratory: SGS-SAR Lab

CLT-L29 WCDMA Band V 4233CH Left cheek Ant2

DUT: CLT-L29; Type: Smart Phone; Serial: WCR0118409000098

Communication System: UID 0, WCDMA (0); Frequency: 846.6 MHz;Duty Cycle: 1:1

Medium: HSL835;Medium parameters used: f = 847 MHz; σ = 0.919 S/m; ε_r = 40.492; ρ = 1000 kg/m^3
Phantom section: Left Section

DASY 5 Configuration:

- Probe: EX3DV4 - SN3789; ConvF(8.66, 8.66, 8.66); Calibrated: 2018-02-08;
- Sensor-Surface: 1.4mm (Mechanical Surface Detection), z = -2.0, 31.0
- Electronics: DAE4 Sn896; Calibrated: 2018-11-08
- Phantom: SAM 1; Type: SAM; Serial: 1283
- DASY52 52.8.8(1222); SEMCAD X 14.6.10(7331)

Configuration/Head/Area Scan (8x13x1): Measurement grid: dx=15mm, dy=15mm
Maximum value of SAR (measured) = 0.779 W/kg

Configuration/Head/Zoom Scan (5x5x7)/Cube 0: Measurement grid: dx=8mm, dy=8mm, dz=5mm
Reference Value = 22.89 V/m; Power Drift = 0.02 dB
Peak SAR (extrapolated) = 1.22 W/kg
SAR(1 g) = 0.530 W/kg; SAR(10 g) = 0.263 W/kg
Maximum value of SAR (measured) = 0.945 W/kg

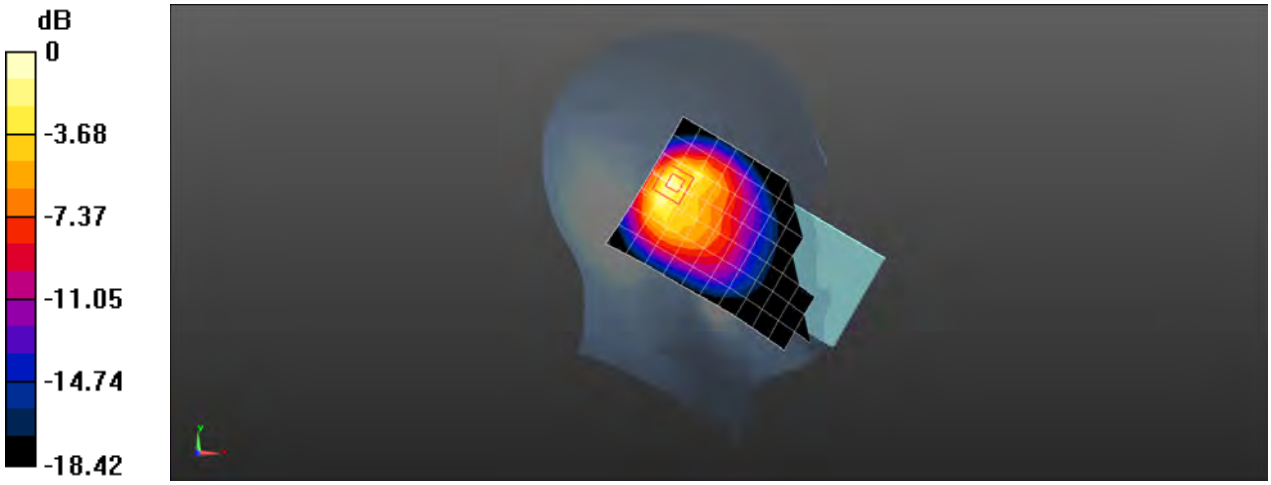

0 dB = 0.945 W/kg = -0.25 dBW/kg

Date: 2018-12-20

Test Laboratory: SGS-SAR Lab

CLT-L29 WCDMA Band V 4132CH Back side 15mm Ant2

DUT: CLT-L29; Type: Smart Phone; Serial: WCR0118409000098

Communication System: UID 0, WCDMA (0); Frequency: 826.4 MHz;Duty Cycle: 1:1

Medium: MSL835;Medium parameters used (interpolated): f = 826.4 MHz; σ = 1.003 S/m; ε_r = 54.572; ρ = 1000 kg/m^3
Phantom section: Flat Section

DASY 5 Configuration:

- Probe: EX3DV4 - SN3789; ConvF(8.84, 8.84, 8.84); Calibrated: 2018-02-08;
- Sensor-Surface: 1.4mm (Mechanical Surface Detection), z = -2.0, 31.0
- Electronics: DAE4 Sn896; Calibrated: 2018-11-08
- Phantom: SAM 1; Type: SAM; Serial: 1283
- DASY52 52.8.8(1222); SEMCAD X 14.6.10(7331)

Configuration/Body/Area Scan (8x13x1): Measurement grid: dx=15mm, dy=15mm
Maximum value of SAR (measured) = 0.230 W/kg

Configuration/Body/Zoom Scan (5x5x7)/Cube 0: Measurement grid: dx=8mm, dy=8mm, dz=5mm
Reference Value = 10.64 V/m; Power Drift = -0.05 dB
Peak SAR (extrapolated) = 0.271 W/kg
SAR(1 g) = 0.182 W/kg; SAR(10 g) = 0.123 W/kg
Maximum value of SAR (measured) = 0.236 W/kg

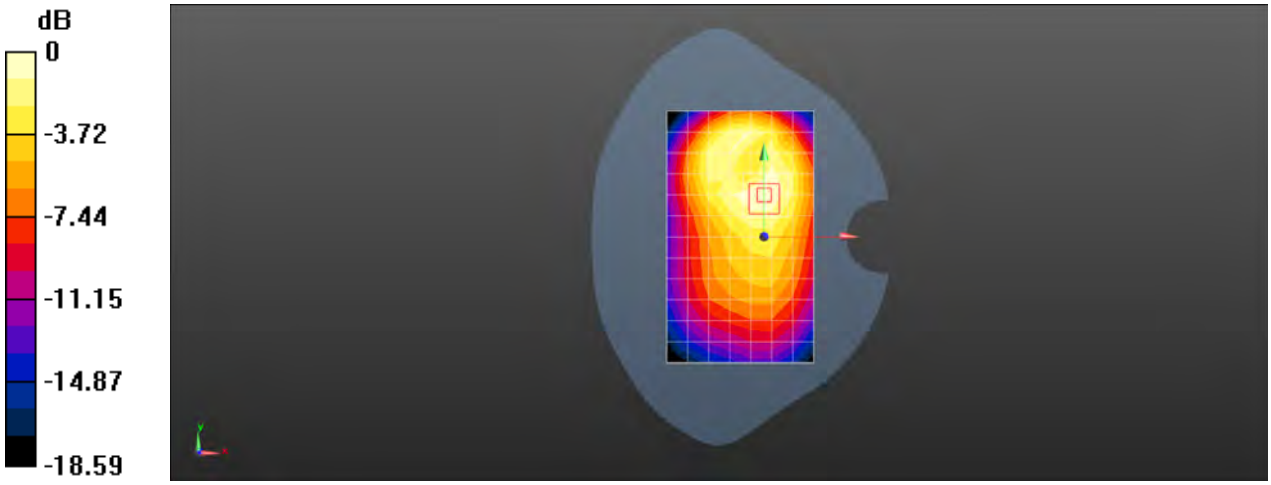

0 dB = 0.236 W/kg = -6.27 dBW/kg

Date: 2018-12-20

Test Laboratory: SGS-SAR Lab

CLT-L29 WCDMA Band V 4182CH Front side 10mm with Battery 3 Ant2

DUT: CLT-L29; Type: Smart Phone; Serial: WCR0118409000054

Communication System: UID 0, WCDMA (0); Frequency: 836.4 MHz;Duty Cycle: 1:1

Medium: MSL835;Medium parameters used (interpolated): f = 836.4 MHz; σ = 1.009 S/m; ε_r = 54.525; ρ = 1000 kg/m^3
Phantom section: Flat Section

DASY 5 Configuration:

- Probe: EX3DV4 - SN3789; ConvF(8.84, 8.84, 8.84); Calibrated: 2018-02-08;
- Sensor-Surface: 1.4mm (Mechanical Surface Detection), z = -2.0, 31.0
- Electronics: DAE4 Sn896; Calibrated: 2018-11-08
- Phantom: SAM 1; Type: SAM; Serial: 1283
- DASY52 52.8.8(1222); SEMCAD X 14.6.10(7331)

Configuration/Body/Area Scan (8x13x1): Measurement grid: dx=15mm, dy=15mm
Maximum value of SAR (measured) = 0.233 W/kg

Configuration/Body/Zoom Scan (5x5x7)/Cube 0: Measurement grid: dx=8mm, dy=8mm, dz=5mm
Reference Value = 7.412 V/m; Power Drift = 0.09 dB
Peak SAR (extrapolated) = 0.379 W/kg
SAR(1 g) = 0.193 W/kg; SAR(10 g) = 0.105 W/kg
Maximum value of SAR (measured) = 0.306 W/kg

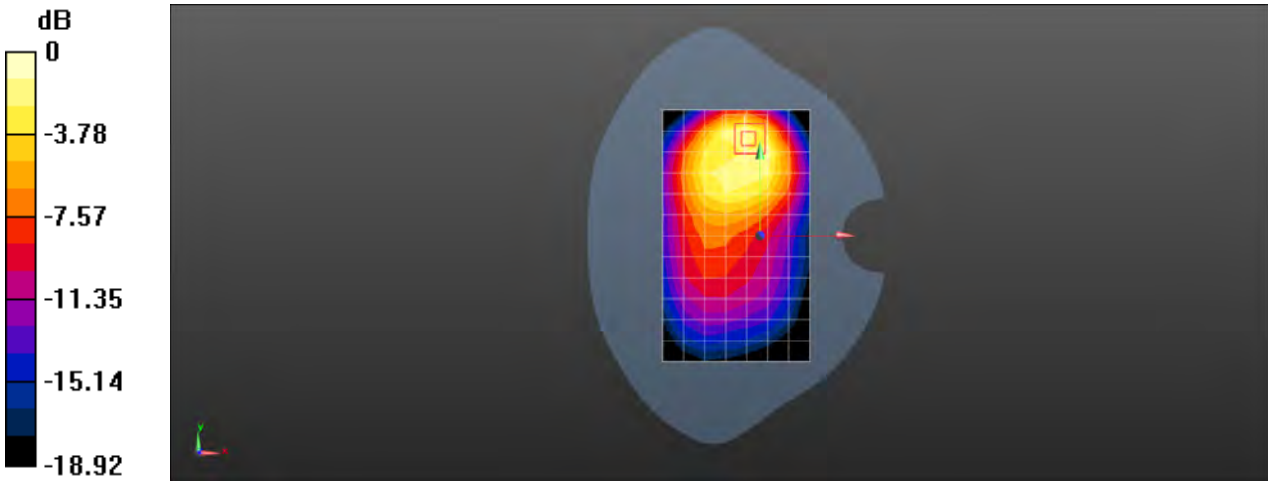

0 dB = 0.306 W/kg = -5.14 dBW/kg

Date: 2018-12-18

Test Laboratory: SGS-SAR Lab

CLT-L29 LTE Band 2 20M QPSK 1RB0 18700CH Left cheek Ant1

DUT: CLT-L29; Type: Smart Phone; Serial: WCR0118409000016

Communication System: UID 0, LTE-FDD BW 20MHz (0); Frequency: 1860 MHz;Duty Cycle: 1:1

Medium: HSL1900;Medium parameters used: f = 1860 MHz; σ = 1.372 S/m; ε_r = 40.814; ρ = 1000 kg/m^3
Phantom section: Left Section

DASY 5 Configuration:

- Probe: EX3DV4 - SN3962; ConvF(8.26, 8.26, 8.26); Calibrated: 2018-01-11;
- Sensor-Surface: 1.4mm (Mechanical Surface Detection), z = -2.0, 31.0
- Electronics: DAE4 Sn1428; Calibrated: 2018-01-17
- Phantom: SAM 4; Type: SAM; Serial: 1640
- DASY52 52.8.8(1222); SEMCAD X 14.6.10(7331)

Configuration/Head/Area Scan (8x13x1): Measurement grid: dx=15mm, dy=15mm
Maximum value of SAR (measured) = 0.139 W/kg

Configuration/Head/Zoom Scan (5x5x7)/Cube 0: Measurement grid: dx=8mm, dy=8mm, dz=5mm
Reference Value = 2.555 V/m; Power Drift = 0.09 dB
Peak SAR (extrapolated) = 0.170 W/kg
SAR(1 g) = 0.114 W/kg; SAR(10 g) = 0.073 W/kg
Maximum value of SAR (measured) = 0.146 W/kg

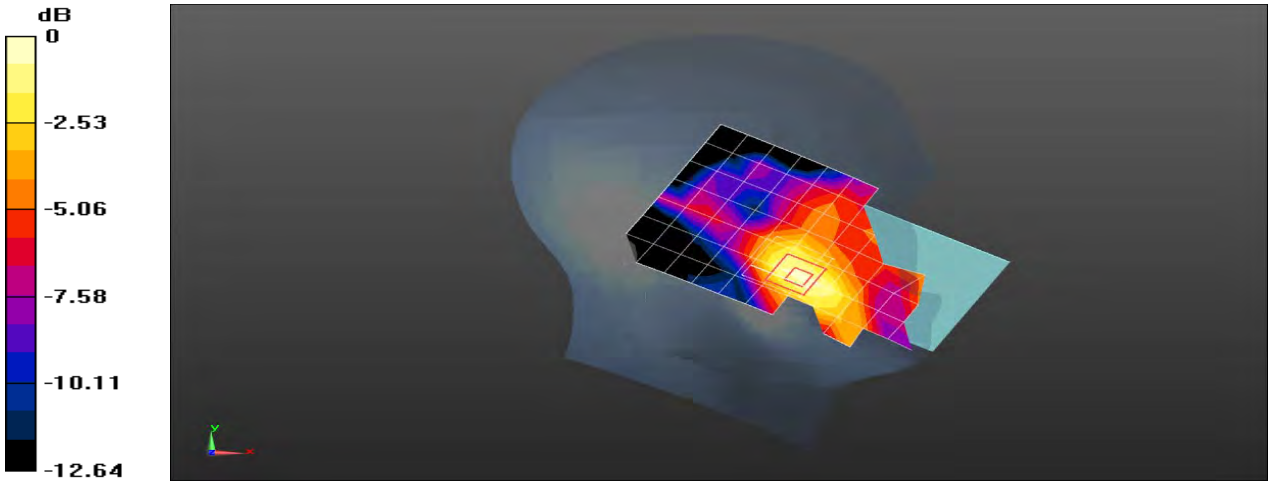

0 dB = 0.146 W/kg = -8.36 dBW/kg

Date: 2018-12-27

Test Laboratory: SGS-SAR Lab

CLT-L29 LTE Band 2 20M QPSK PCC 1RB0 19100CH SCC 1RB99 18902CH Back side 15mm Ant1

DUT: CLT-L29; Type: Smart Phone; Serial: WCR0118409000054

Communication System: UID 0, LTE-FDD BW 20MHz (0); Frequency: 1900 MHz;Duty Cycle: 1:1

Medium: MSL1900;Medium parameters used: f = 1900 MHz; σ = 1.483 S/m; ε_r = 52.531; ρ = 1000 kg/m^3
Phantom section: Flat Section

DASY 5 Configuration:

- Probe: EX3DV4 - SN3789; ConvF(7.28, 7.28, 7.28); Calibrated: 2018-02-08;
- Sensor-Surface: 1.4mm (Mechanical Surface Detection), z = -2.0, 31.0
- Electronics: DAE4 Sn896; Calibrated: 2018-11-08
- Phantom: SAM 1; Type: SAM; Serial: 1283
- DASY52 52.8.8(1222); SEMCAD X 14.6.10(7331)

Configuration/Body/Area Scan (8x13x1): Measurement grid: dx=15mm, dy=15mm
Maximum value of SAR (measured) = 0.580 W/kg

Configuration/Body/Zoom Scan (5x5x7)/Cube 0: Measurement grid: dx=8mm, dy=8mm, dz=5mm
Reference Value = 8.290 V/m; Power Drift = 0.02 dB
Peak SAR (extrapolated) = 0.843 W/kg
SAR(1 g) = 0.539 W/kg; SAR(10 g) = 0.336 W/kg
Maximum value of SAR (measured) = 0.735 W/kg

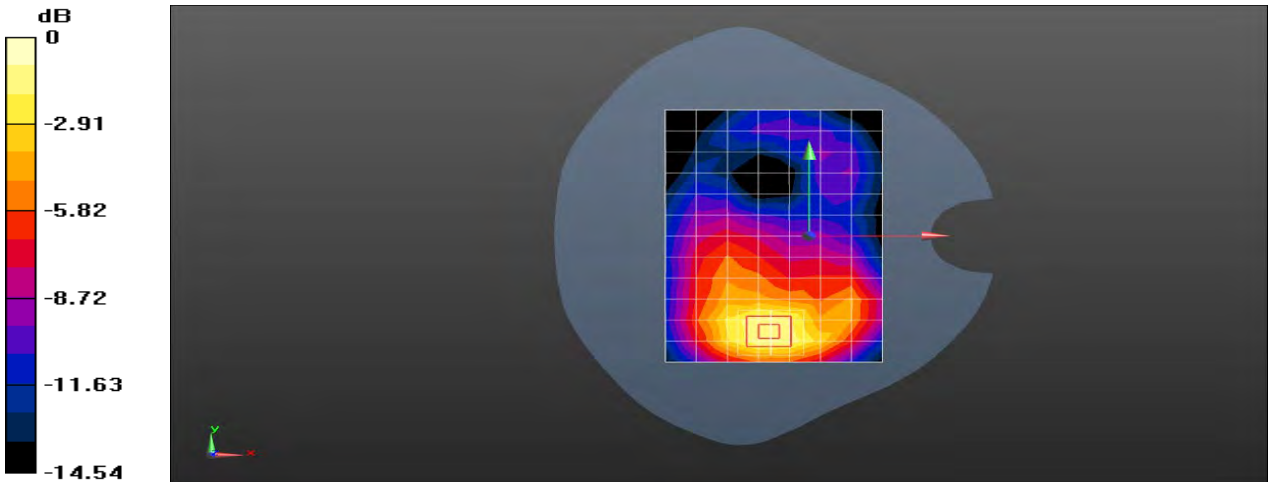

0 dB = 0.735 W/kg = -1.34 dBW/kg

Date: 2018-12-18

Test Laboratory: SGS-SAR Lab

CLT-L29 LTE Band 2 20M QPSK 50RB0 19100CH Bottom side 10mm Ant1

DUT: CLT-L29; Type: Smart Phone; Serial: WCR0118409000098

Communication System: UID 0, LTE-FDD BW 20MHz (0); Frequency: 1900 MHz;Duty Cycle: 1:1

Medium: MSL1900;Medium parameters used: f = 1900 MHz; σ = 1.523 S/m; ε_r = 53.897; ρ = 1000 kg/m^3
Phantom section: Flat Section

DASY 5 Configuration:

- Probe: EX3DV4 - SN3789; ConvF(7.28, 7.28, 7.28); Calibrated: 2018-02-08;
- Sensor-Surface: 1.4mm (Mechanical Surface Detection), z = -2.0, 31.0
- Electronics: DAE4 Sn896; Calibrated: 2018-11-08
- Phantom: SAM 1; Type: SAM; Serial: 1283
- DASY52 52.8.8(1222); SEMCAD X 14.6.10(7331)

Configuration/Body/Area Scan (5x8x1): Measurement grid: dx=15mm, dy=15mm
Maximum value of SAR (measured) = 0.680 W/kg

Configuration/Body/Zoom Scan (5x5x7)/Cube 0: Measurement grid: dx=8mm, dy=8mm, dz=5mm
Reference Value = 22.76 V/m; Power Drift = 0.10 dB
Peak SAR (extrapolated) = 1.28 W/kg
SAR(1 g) = 0.745 W/kg; SAR(10 g) = 0.408 W/kg
Maximum value of SAR (measured) = 1.09 W/kg

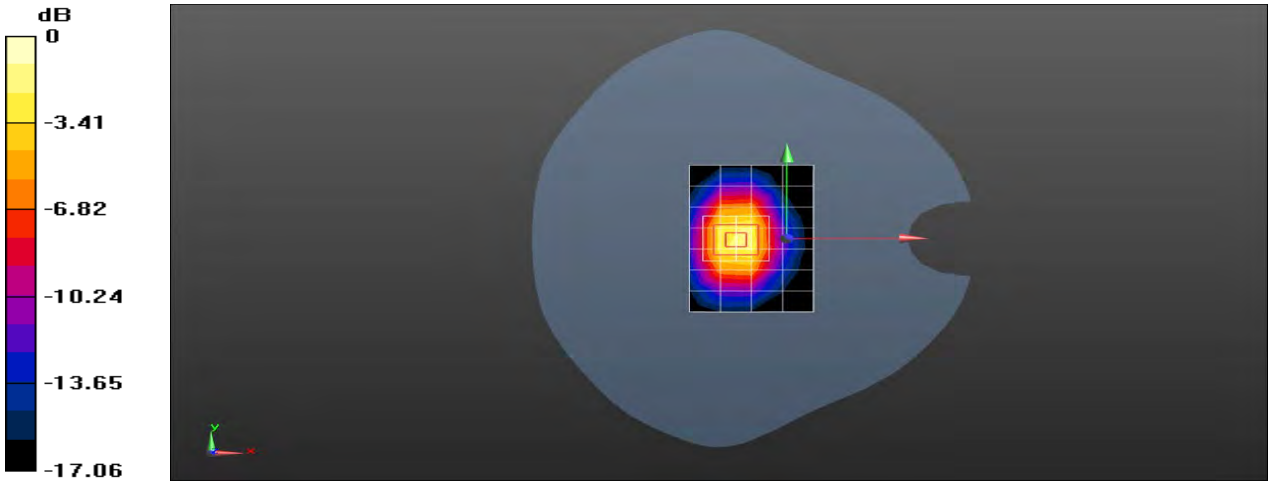

0 dB = 1.09 W/kg = 0.37 dBW/kg

Date: 2018-12-18

Test Laboratory: SGS-SAR Lab

CLT-L29 LTE Band 2 20M QPSK 100RB0 18900CH Bottom side 0mm Ant1

DUT: CLT-L29; Type: Smart Phone; Serial: WCR0118409000098

Communication System: UID 0, LTE-FDD BW 20MHz (0); Frequency: 1880 MHz;Duty Cycle: 1:1

Medium: MSL1900;Medium parameters used: f = 1880 MHz; σ = 1.504 S/m; ε_r = 53.933; ρ = 1000 kg/m^3
Phantom section: Flat Section

DASY 5 Configuration:

- Probe: EX3DV4 - SN3789; ConvF(7.28, 7.28, 7.28); Calibrated: 2018-02-08;
- Sensor-Surface: 1.4mm (Mechanical Surface Detection), z = -2.0, 31.0
- Electronics: DAE4 Sn896; Calibrated: 2018-11-08
- Phantom: SAM 1; Type: SAM; Serial: 1283
- DASY52 52.8.8(1222); SEMCAD X 14.6.10(7331)

Configuration/Body/Area Scan (5x8x1): Measurement grid: dx=15mm, dy=15mm
Maximum value of SAR (measured) = 5.14 W/kg

Configuration/Body/Zoom Scan (5x5x7)/Cube 0: Measurement grid: dx=8mm, dy=8mm, dz=5mm
Reference Value = 37.28 V/m; Power Drift = -0.06 dB
Peak SAR (extrapolated) = 8.82 W/kg
SAR(1 g) = 4.08 W/kg; SAR(10 g) = 1.94 W/kg
Maximum value of SAR (measured) = 6.67 W/kg

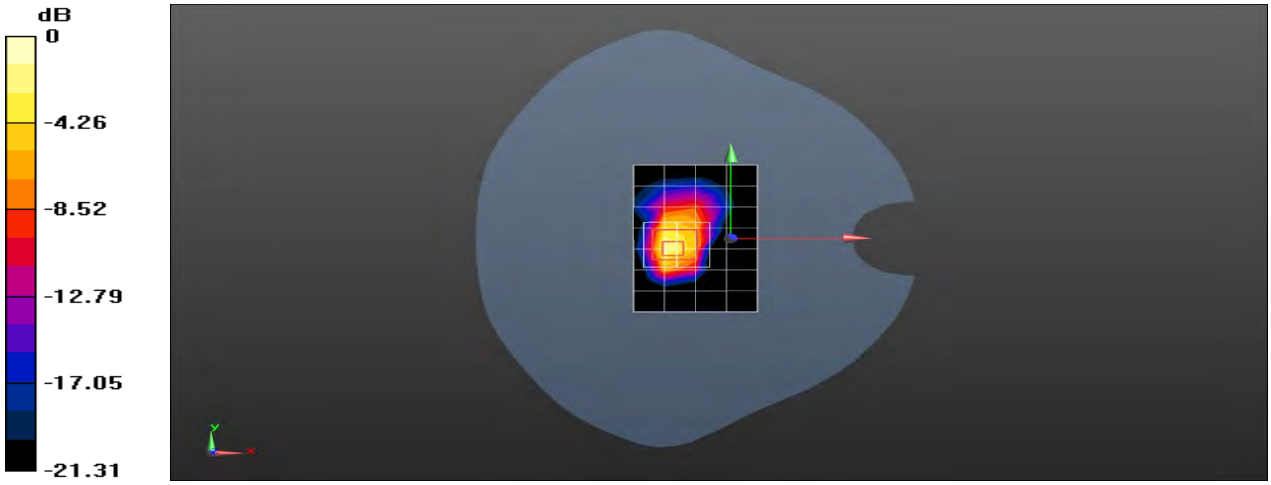

0 dB = 6.67 W/kg = 8.24 dBW/kg

Date: 2018-12-18

Test Laboratory: SGS-SAR Lab

CLT-L29 LTE Band 2 20M QPSK 50RB0 19100CH Left tilted Ant2

DUT: CLT-L29; Type: Smart Phone; Serial: WCR0118409000016

Communication System: UID 0, LTE-FDD BW 20MHz (0); Frequency: 1900 MHz;Duty Cycle: 1:1

Medium: HSL1900;Medium parameters used: f = 1900 MHz; σ = 1.394 S/m; ε_r = 40.64; ρ = 1000 kg/m^3
Phantom section: Left Section

DASY 5 Configuration:

- Probe: EX3DV4 - SN3962; ConvF(8.26, 8.26, 8.26); Calibrated: 2018-01-11;
- Sensor-Surface: 1.4mm (Mechanical Surface Detection), z = -2.0, 31.0
- Electronics: DAE4 Sn1428; Calibrated: 2018-01-17
- Phantom: SAM 4; Type: SAM; Serial: 1640
- DASY52 52.8.8(1222); SEMCAD X 14.6.10(7331)

Configuration/Head/Area Scan (8x14x1): Measurement grid: dx=15mm, dy=15mm
Maximum value of SAR (measured) = 1.02 W/kg

Configuration/Head/Zoom Scan (5x5x7)/Cube 0: Measurement grid: dx=8mm, dy=8mm, dz=5mm
Reference Value = 20.85 V/m; Power Drift = 0.04 dB
Peak SAR (extrapolated) = 1.20 W/kg
SAR(1 g) = 0.709 W/kg; SAR(10 g) = 0.398 W/kg
Maximum value of SAR (measured) = 1.03 W/kg

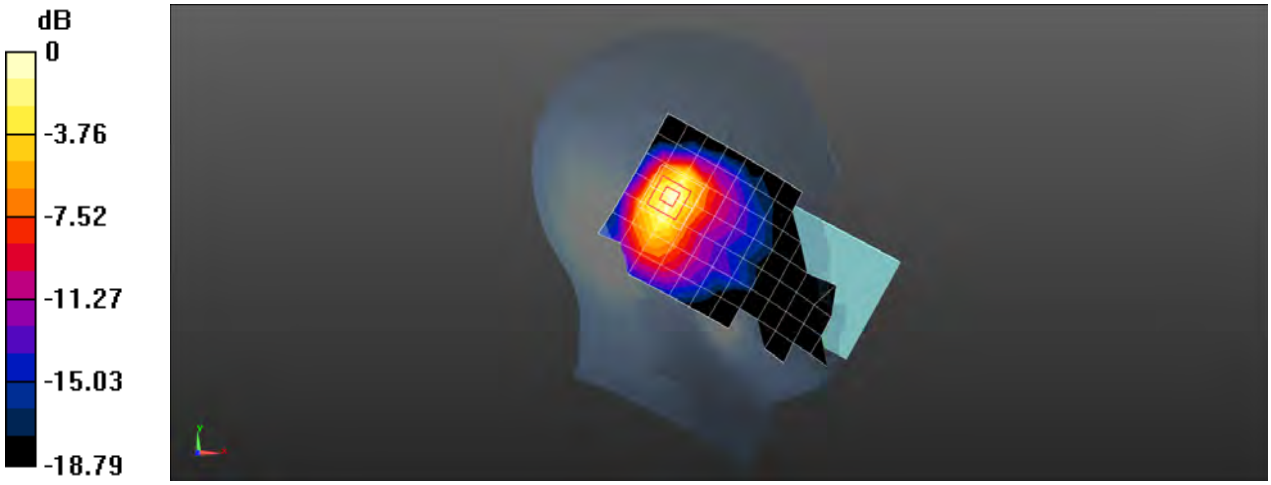

0 dB = 1.03 W/kg = 0.13 dBW/kg

Date: 2018-12-18

Test Laboratory: SGS-SAR Lab

CLT-29 LTE Band 2 20M QPSK PCC 1RB0 19100CH SCC 1RB99 18902CH Back side 15mm Ant2

DUT: CLT-29; Type: Smart Phone; Serial: WCR0118409000098

Communication System: UID 0, LTE-FDD BW 20MHz (0); Frequency: 1900 MHz;Duty Cycle: 1:1

Medium: MSL1900;Medium parameters used: f = 1900 MHz; σ = 1.523 S/m; ε_r = 53.897; ρ = 1000 kg/m^3
Phantom section: Flat Section

DASY 5 Configuration:

- Probe: EX3DV4 - SN3789; ConvF(7.28, 7.28, 7.28); Calibrated: 2018-02-08;
- Sensor-Surface: 1.4mm (Mechanical Surface Detection), z = -2.0, 31.0
- Electronics: DAE4 Sn896; Calibrated: 2018-11-08
- Phantom: SAM 1; Type: SAM; Serial: 1283
- DASY52 52.8.8(1222); SEMCAD X 14.6.10(7331)

Configuration/Body/Area Scan (8x13x1): Measurement grid: dx=15mm, dy=15mm
Maximum value of SAR (measured) = 0.401 W/kg

Configuration/Body/Zoom Scan (5x5x7)/Cube 0: Measurement grid: dx=8mm, dy=8mm, dz=5mm
Reference Value = 9.665 V/m; Power Drift = -0.02 dB
Peak SAR (extrapolated) = 0.501 W/kg
SAR(1 g) = 0.329 W/kg; SAR(10 g) = 0.216 W/kg
Maximum value of SAR (measured) = 0.431 W/kg

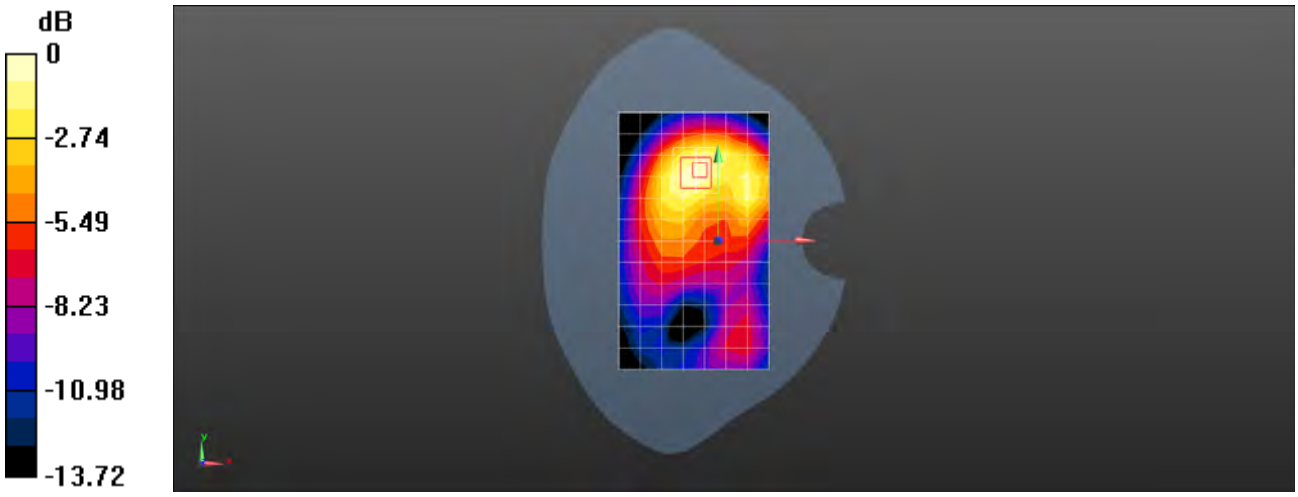

0 dB = 0.431 W/kg = -3.66 dBW/kg

Date: 2018-12-18

Test Laboratory: SGS-SAR Lab

CLT-L29 LTE Band 2 20M QPSK PCC 1RB0 19100CH SCC 1RB99 18902CH Top side 10mm Ant2

DUT: CLT-L29; Type: Smart Phone; Serial: WCR0118409000054

Communication System: UID 0, LTE-FDD BW 20MHz (0); Frequency: 1900 MHz;Duty Cycle: 1:1

Medium: MSL1900;Medium parameters used: f = 1900 MHz; σ = 1.523 S/m; ε_r = 53.897; ρ = 1000 kg/m^3
Phantom section: Flat Section

DASY 5 Configuration:

- Probe: EX3DV4 - SN3789; ConvF(7.28, 7.28, 7.28); Calibrated: 2018-02-08;
- Sensor-Surface: 1.4mm (Mechanical Surface Detection), z = -2.0, 31.0
- Electronics: DAE4 Sn896; Calibrated: 2018-11-08
- Phantom: SAM 1; Type: SAM; Serial: 1283
- DASY52 52.8.8(1222); SEMCAD X 14.6.10(7331)

Configuration/Body/Area Scan (6x10x1): Measurement grid: dx=12mm, dy=12mm
Maximum value of SAR (measured) = 0.690 W/kg

Configuration/Body/Zoom Scan (7x7x7)/Cube 0: Measurement grid: dx=5mm, dy=5mm, dz=5mm
Reference Value = 20.72 V/m; Power Drift = -0.02 dB
Peak SAR (extrapolated) = 0.882 W/kg
SAR(1 g) = 0.493 W/kg; SAR(10 g) = 0.290 W/kg
Maximum value of SAR (measured) = 0.744 W/kg

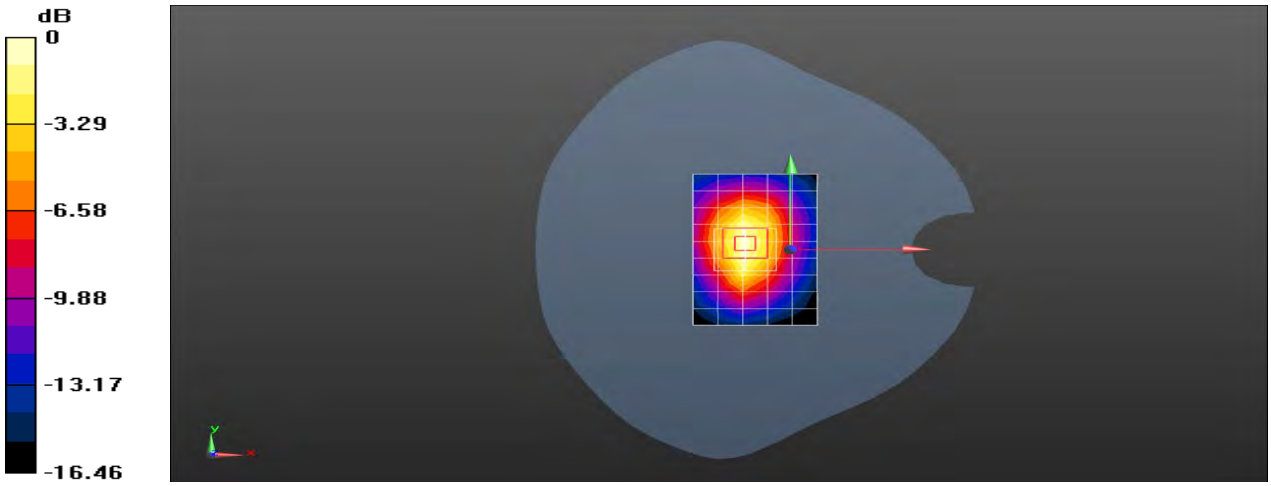

0 dB = 0.744 W/kg = -1.28 dBW/kg

Date: 2018-12-15

Test Laboratory: SGS-SAR Lab

CLT-L29 LTE Band 4 20M QPSK 1RB0 20300CH Left cheek with Battery 2 Ant1

DUT: CLT-L29; Type: Smart Phone; Serial: DXU0218211000125

Communication System: UID 0, LTE-FDD BW 20MHz (0); Frequency: 1745 MHz;Duty Cycle: 1:1

Medium: HSL1750;Medium parameters used: f = 1745 MHz; σ = 1.325 S/m; ε_r = 40.811; ρ = 1000 kg/m^3
Phantom section: Left Section

DASY 5 Configuration:

- Probe: EX3DV4 - SN3789; ConvF(7.67, 7.67, 7.67); Calibrated: 2018-02-08;
- Sensor-Surface: 1.4mm (Mechanical Surface Detection), z = -2.0, 31.0
- Electronics: DAE4 Sn896; Calibrated: 2018-11-08
- Phantom: SAM 1; Type: SAM; Serial: 1283
- DASY52 52.8.8(1222); SEMCAD X 14.6.10(7331)

Configuration/Head/Area Scan (8x13x1): Measurement grid: dx=15mm, dy=15mm
Maximum value of SAR (measured) = 0.174 W/kg

Configuration/Head/Zoom Scan (5x5x7)/Cube 0: Measurement grid: dx=8mm, dy=8mm, dz=5mm
Reference Value = 5.267 V/m; Power Drift = -0.09 dB
Peak SAR (extrapolated) = 0.211 W/kg
SAR(1 g) = 0.133 W/kg; SAR(10 g) = 0.083 W/kg
Maximum value of SAR (measured) = 0.184 W/kg

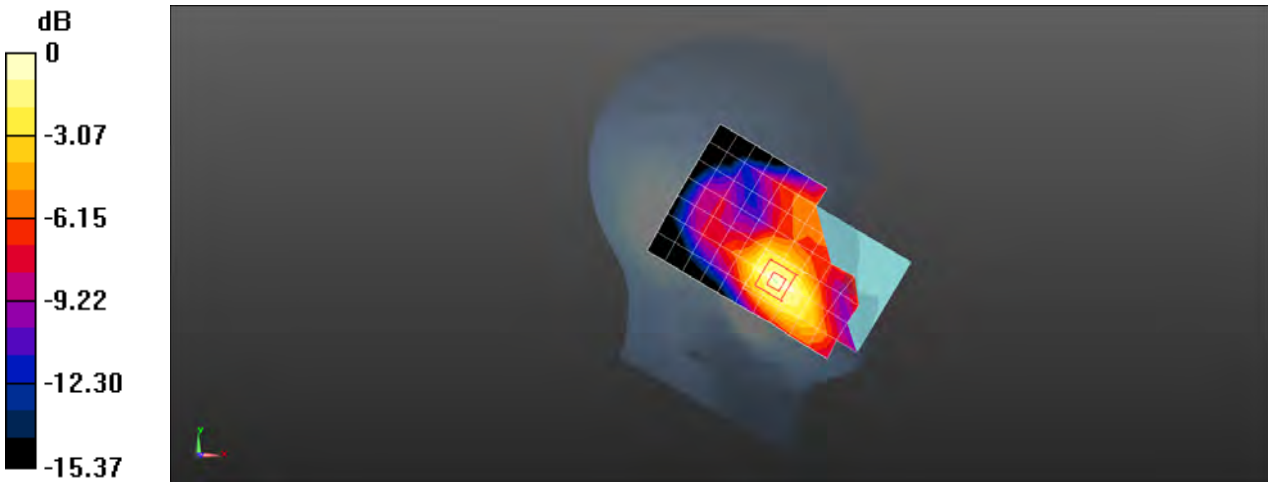

0 dB = 0.184 W/kg = -7.35 dBW/kg

Date: 2018-12-19

Test Laboratory: SGS-SAR Lab

CLT-L29 LTE Band 4 20M QPSK 1RB0 20300CH Front side 15mm Ant1

DUT: CLT-L29; Type: Smart Phone; Serial: WCR0118409000076

Communication System: UID 0, LTE-FDD BW 20MHz (0); Frequency: 1745 MHz;Duty Cycle: 1:1

Medium: MSL1750;Medium parameters used: f = 1745 MHz; σ = 1.43 S/m; ε_r = 53.384; ρ = 1000 kg/m^3
Phantom section: Flat Section

DASY 5 Configuration:

- Probe: EX3DV4 - SN3962; ConvF(8.49, 8.49, 8.49); Calibrated: 2018-01-11;
- Sensor-Surface: 1.4mm (Mechanical Surface Detection), z = -2.0, 31.0
- Electronics: DAE4 Sn1428; Calibrated: 2018-01-17
- Phantom: SAM 4; Type: SAM; Serial: 1640
- DASY52 52.8.8(1222); SEMCAD X 14.6.10(7331)

Configuration/Body/Area Scan (8x13x1): Measurement grid: dx=15mm, dy=15mm
Maximum value of SAR (measured) = 0.499 W/kg

Configuration/Body/Zoom Scan (5x5x7)/Cube 0: Measurement grid: dx=8mm, dy=8mm, dz=5mm
Reference Value = 8.023 V/m; Power Drift = -0.01 dB
Peak SAR (extrapolated) = 0.588 W/kg
SAR(1 g) = 0.381 W/kg; SAR(10 g) = 0.232 W/kg
Maximum value of SAR (measured) = 0.522 W/kg

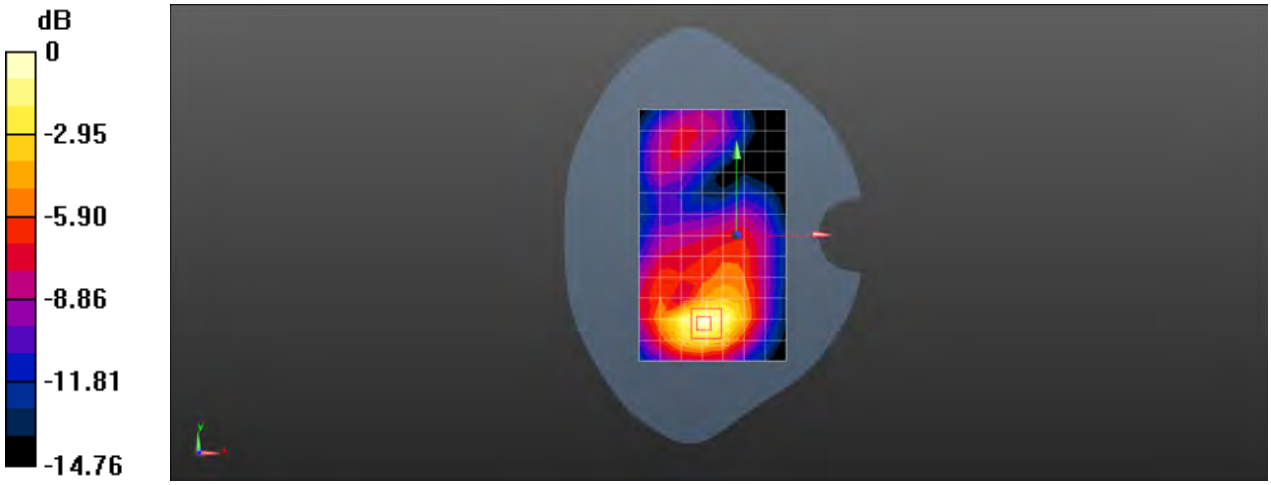

0 dB = 0.522 W/kg = -2.82 dBW/kg

Date: 2018-12-19

Test Laboratory: SGS-SAR Lab

CLT-L29 LTE Band 4 20M QPSK 50RB0 20300CH Bottom side 10mm Ant1

DUT: CLT-L29; Type: Smart Phone; Serial: WCR0118409000076

Communication System: UID 0, LTE-FDD BW 20MHz (0); Frequency: 1745 MHz;Duty Cycle: 1:1

Medium: MSL1750;Medium parameters used: f = 1745 MHz; σ = 1.43 S/m; ε_r = 53.384; ρ = 1000 kg/m^3
Phantom section: Flat Section

DASY 5 Configuration:

- Probe: EX3DV4 - SN3962; ConvF(8.49, 8.49, 8.49); Calibrated: 2018-01-11;
- Sensor-Surface: 1.4mm (Mechanical Surface Detection), z = -2.0, 31.0
- Electronics: DAE4 Sn1428; Calibrated: 2018-01-17
- Phantom: SAM 4; Type: SAM; Serial: 1640
- DASY52 52.8.8(1222); SEMCAD X 14.6.10(7331)

Configuration/Body/Area Scan (5x9x1): Measurement grid: dx=15mm, dy=15mm
Maximum value of SAR (measured) = 0.287 W/kg

Configuration/Body/Zoom Scan (5x5x7)/Cube 0: Measurement grid: dx=8mm, dy=8mm, dz=5mm
Reference Value = 9.657 V/m; Power Drift = -0.03 dB
Peak SAR (extrapolated) = 0.368 W/kg
SAR(1 g) = 0.224 W/kg; SAR(10 g) = 0.122 W/kg
Maximum value of SAR (measured) = 0.322 W/kg

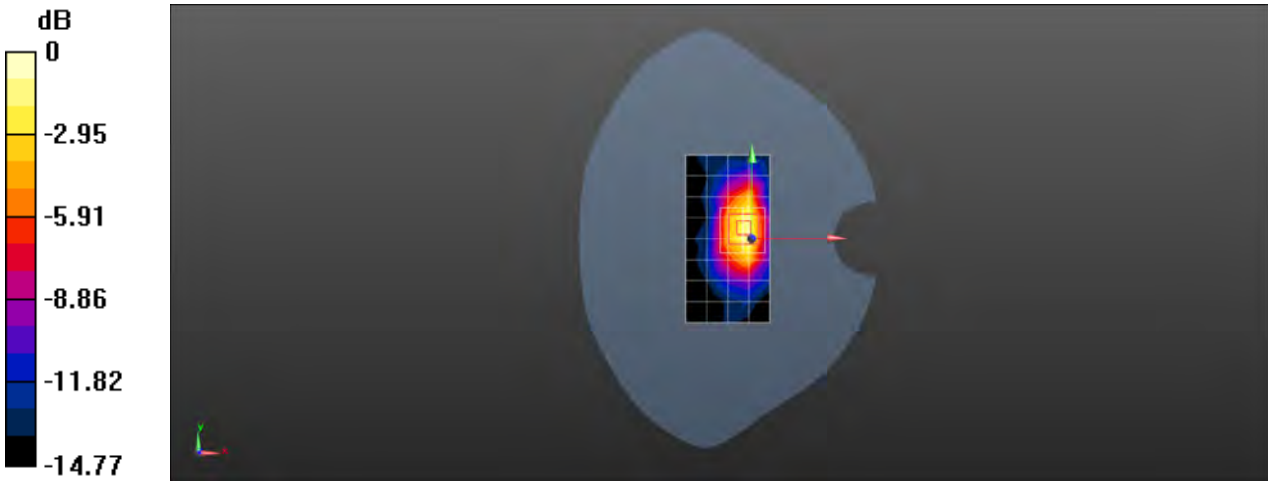

0 dB = 0.322 W/kg = -4.92 dBW/kg

Date: 2018-12-19

Test Laboratory: SGS-SAR Lab

CLT-L29 LTE Band 4 20M QPSK 1RB0 20300CH Bottom side 0mm Ant1

DUT: CLT-L29; Type: Smart Phone; Serial: WCR0118409000076

Communication System: UID 0, LTE-FDD BW 20MHz (0); Frequency: 1745 MHz;Duty Cycle: 1:1

Medium: MSL1750;Medium parameters used: f = 1745 MHz; σ = 1.43 S/m; ε_r = 53.384; ρ = 1000 kg/m^3
Phantom section: Flat Section

DASY 5 Configuration:

- Probe: EX3DV4 - SN3962; ConvF(8.49, 8.49, 8.49); Calibrated: 2018-01-11;
- Sensor-Surface: 1.4mm (Mechanical Surface Detection), z = -2.0, 31.0
- Electronics: DAE4 Sn1428; Calibrated: 2018-01-17
- Phantom: SAM 4; Type: SAM; Serial: 1640
- DASY52 52.8.8(1222); SEMCAD X 14.6.10(7331)

Configuration/Body/Area Scan (5x9x1): Measurement grid: dx=15mm, dy=15mm
Maximum value of SAR (measured) = 9.19 W/kg

Configuration/Body/Zoom Scan (5x5x7)/Cube 0: Measurement grid: dx=8mm, dy=8mm, dz=5mm
Reference Value = 77.03 V/m; Power Drift = -0.02 dB
Peak SAR (extrapolated) = 10.8 W/kg
SAR(1 g) = 5.15 W/kg; SAR(10 g) = 2.49 W/kg
Maximum value of SAR (measured) = 9.01 W/kg

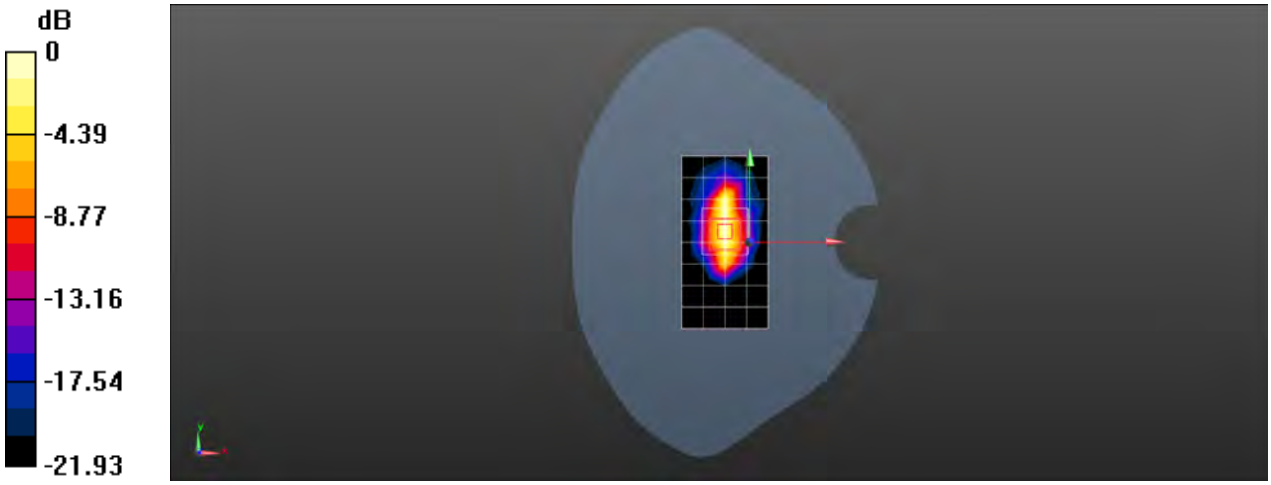

0 dB = 9.01 W/kg = 9.55 dBW/kg

Date: 2018-12-15

Test Laboratory: SGS-SAR Lab

CLT-L29 LTE Band 4 20M QPSK 1RB0 20175CH Left tilted Ant2

DUT: CLT-L29; Type: Smart Phone; Serial: WCR0118409000016

Communication System: UID 0, LTE-FDD BW 20MHz (0); Frequency: 1732.5 MHz;Duty Cycle: 1:1

Medium: HSL1750;Medium parameters used: f = 1732.5 MHz; σ = 1.313 S/m; ε_r = 40.85; ρ = 1000 kg/m^3
Phantom section: Left Section

DASY 5 Configuration:

- Probe: EX3DV4 - SN3789; ConvF(7.67, 7.67, 7.67); Calibrated: 2018-02-08;
- Sensor-Surface: 1.4mm (Mechanical Surface Detection), z = -2.0, 31.0
- Electronics: DAE4 Sn896; Calibrated: 2018-11-08
- Phantom: SAM 1; Type: SAM; Serial: 1283
- DASY52 52.8.8(1222); SEMCAD X 14.6.10(7331)

Configuration/Head/Area Scan (8x13x1): Measurement grid: dx=15mm, dy=15mm
Maximum value of SAR (measured) = 0.551 W/kg

Configuration/Head/Zoom Scan (5x5x7)/Cube 0: Measurement grid: dx=8mm, dy=8mm, dz=5mm
Reference Value = 23.47 V/m; Power Drift = -0.06 dB
Peak SAR (extrapolated) = 0.812 W/kg
SAR(1 g) = 0.464 W/kg; SAR(10 g) = 0.262 W/kg
Maximum value of SAR (measured) = 0.695 W/kg

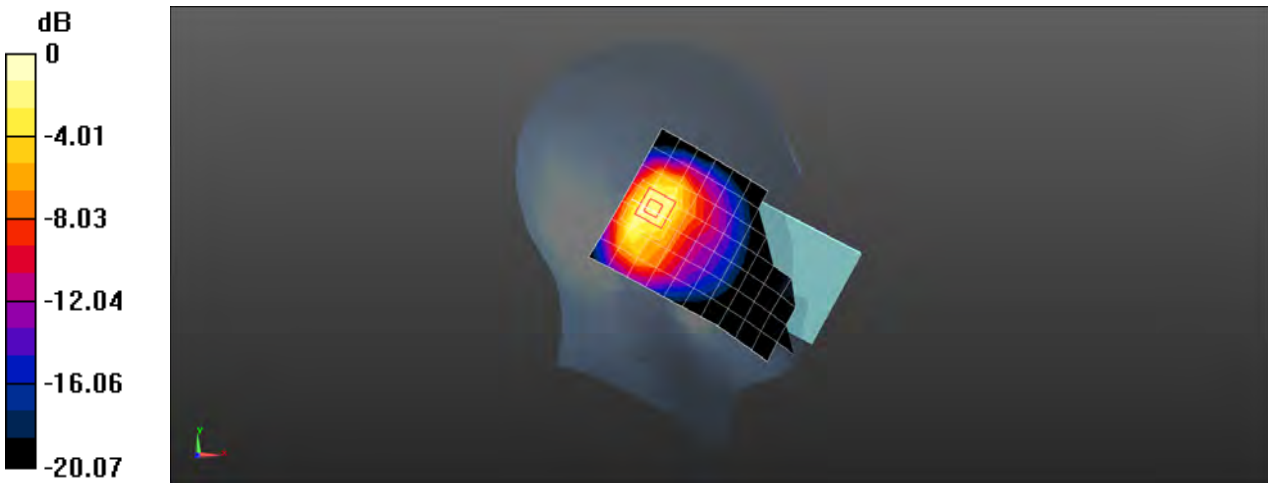

0 dB = 0.695 W/kg = -1.58 dBW/kg

Date: 2018-12-19

Test Laboratory: SGS-SAR Lab

CLT-L29 LTE Band 4 20M QPSK 1RB0 20175CH Back side 15mm Ant2

DUT: CLT-L29; Type: Smart Phone; Serial: WCR0118409000076

Communication System: UID 0, LTE-FDD BW 20MHz (0); Frequency: 1732.5 MHz;Duty Cycle: 1:1

Medium: MSL1750;Medium parameters used: f = 1732.5 MHz; σ = 1.422 S/m; ε_r = 53.514; ρ = 1000 kg/m^3
Phantom section: Flat Section

DASY 5 Configuration:

- Probe: EX3DV4 - SN3962; ConvF(8.49, 8.49, 8.49); Calibrated: 2018-01-11;
- Sensor-Surface: 1.4mm (Mechanical Surface Detection), z = -2.0, 31.0
- Electronics: DAE4 Sn1428; Calibrated: 2018-01-17
- Phantom: SAM 4; Type: SAM; Serial: 1640
- DASY52 52.8.8(1222); SEMCAD X 14.6.10(7331)

Configuration/Body/Area Scan (8x13x1): Measurement grid: dx=15mm, dy=15mm
Maximum value of SAR (measured) = 0.201 W/kg

Configuration/Body/Zoom Scan (5x5x7)/Cube 0: Measurement grid: dx=8mm, dy=8mm, dz=5mm
Reference Value = 5.244 V/m; Power Drift = -0.17 dB
Peak SAR (extrapolated) = 0.584 W/kg
SAR(1 g) = 0.188 W/kg; SAR(10 g) = 0.095 W/kg
Maximum value of SAR (measured) = 0.216 W/kg

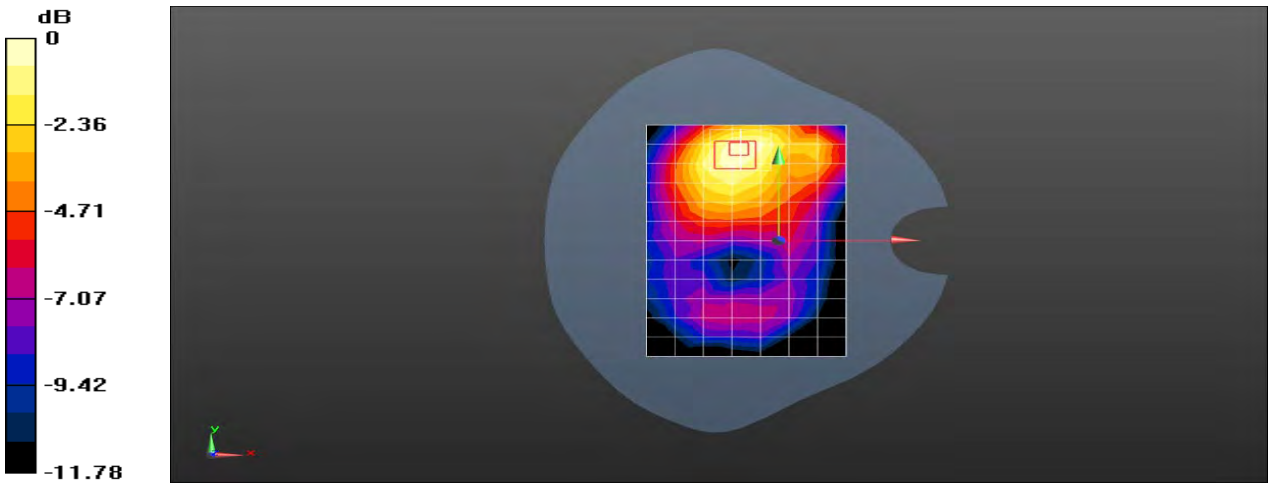

0 dB = 0.216 W/kg = -6.66 dBW/kg

Date: 2018-12-19

Test Laboratory: SGS-SAR Lab

CLT-L29 LTE Band 4 20M QPSK 50RB0 20300CH Top side 10mm Ant2

DUT: CLT-L29; Type: Smart Phone; Serial: WCR0118409000076

Communication System: UID 0, LTE-FDD BW 20MHz (0); Frequency: 1745 MHz;Duty Cycle: 1:1

Medium: MSL1750;Medium parameters used: f = 1745 MHz; σ = 1.43 S/m; ε_r = 53.384; ρ = 1000 kg/m^3
Phantom section: Flat Section

DASY 5 Configuration:

- Probe: EX3DV4 - SN3962; ConvF(8.49, 8.49, 8.49); Calibrated: 2018-01-11;
- Sensor-Surface: 1.4mm (Mechanical Surface Detection), z = -2.0, 31.0
- Electronics: DAE4 Sn1428; Calibrated: 2018-01-17
- Phantom: SAM 4; Type: SAM; Serial: 1640
- DASY52 52.8.8(1222); SEMCAD X 14.6.10(7331)

Configuration/Body/Area Scan (5x9x1): Measurement grid: dx=15mm, dy=15mm
Maximum value of SAR (measured) = 0.186 W/kg

Configuration/Body/Zoom Scan (5x5x7)/Cube 0: Measurement grid: dx=8mm, dy=8mm, dz=5mm
Reference Value = 11.93 V/m; Power Drift = -0.06 dB
Peak SAR (extrapolated) = 0.286 W/kg
SAR(1 g) = 0.167 W/kg; SAR(10 g) = 0.101 W/kg
Maximum value of SAR (measured) = 0.242 W/kg

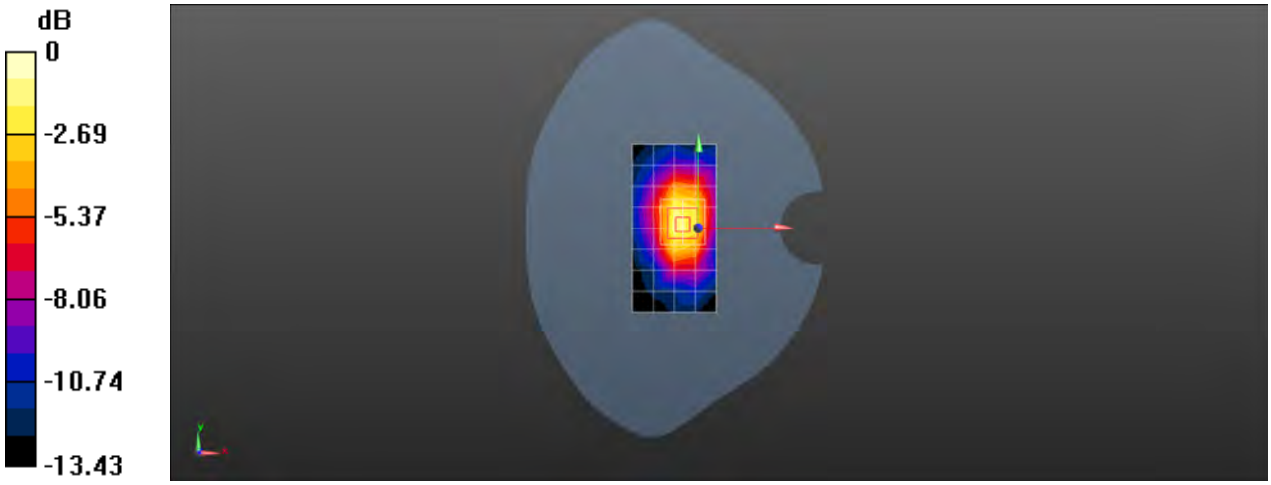

0 dB = 0.242 W/kg = -6.16 dBW/kg

Date: 2018-12-17

Test Laboratory: SGS-SAR Lab

CLT-L29 LTE Band 5 10M QPSK 1RB0 20600CH Right cheek Ant1

DUT: CLT-L29; Type: Smart Phone; Serial: WCR0118409000098

Communication System: UID 0, LTE-FDD BW 10MHZ (0); Frequency: 844 MHz;Duty Cycle: 1:1

Medium: HSL835;Medium parameters used: f = 844 MHz; σ = 0.917 S/m; ε_r = 40.546; ρ = 1000 kg/m^3
Phantom section: Right Section

DASY 5 Configuration:

- Probe: EX3DV4 - SN3789; ConvF(8.66, 8.66, 8.66); Calibrated: 2018-02-08;
- Sensor-Surface: 1.4mm (Mechanical Surface Detection), z = -2.0, 31.0
- Electronics: DAE4 Sn896; Calibrated: 2018-11-08
- Phantom: SAM 1; Type: SAM; Serial: 1283
- DASY52 52.8.8(1222); SEMCAD X 14.6.10(7331)

Configuration/Head/Area Scan (8x13x1): Measurement grid: dx=15mm, dy=15mm
Maximum value of SAR (measured) = 0.261 W/kg

Configuration/Head/Zoom Scan (5x5x7)/Cube 0: Measurement grid: dx=8mm, dy=8mm, dz=5mm
Reference Value = 4.730 V/m; Power Drift = -0.10 dB
Peak SAR (extrapolated) = 0.292 W/kg
SAR(1 g) = 0.212 W/kg; SAR(10 g) = 0.161 W/kg
Maximum value of SAR (measured) = 0.258 W/kg

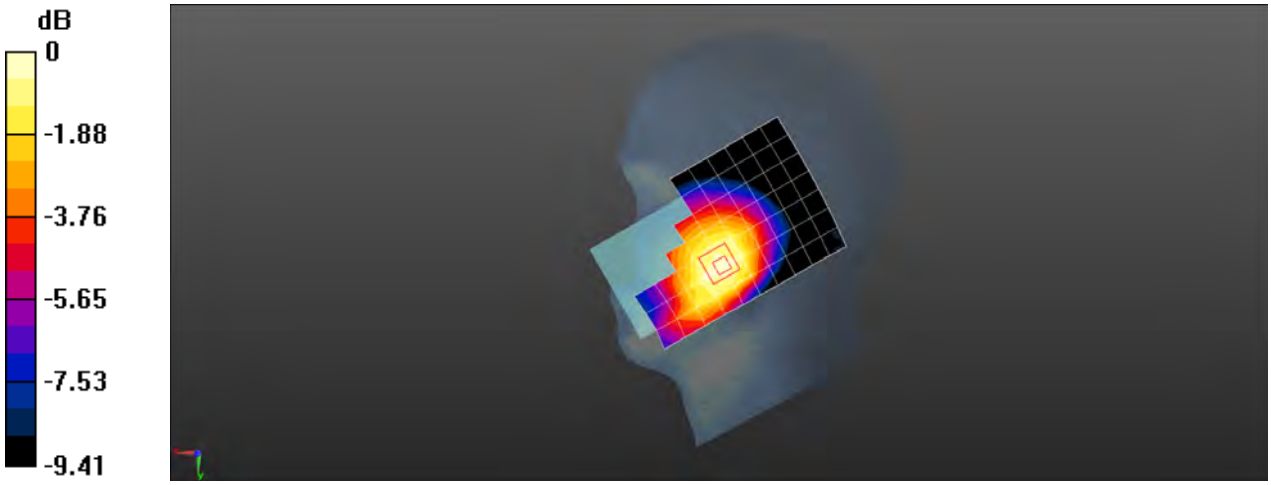

0 dB = 0.258 W/kg = -5.88 dBW/kg

Date: 2018-12-20

Test Laboratory: SGS-SAR Lab

CLT-L29 LTE Band 5 10M QPSK 1RB0 20600CH Back side 15mm Ant1

DUT: CLT-L29; Type: Smart Phone; Serial: WCR0118409000098

Communication System: UID 0, LTE-FDD BW 10MHZ (0); Frequency: 844 MHz;Duty Cycle: 1:1

Medium: MSL835;Medium parameters used: f = 844 MHz; σ = 1.014 S/m; ε_r = 54.493; ρ = 1000 kg/m^3
Phantom section: Flat Section

DASY 5 Configuration:

- Probe: EX3DV4 - SN3789; ConvF(8.84, 8.84, 8.84); Calibrated: 2018-02-08;
- Sensor-Surface: 1.4mm (Mechanical Surface Detection), z = -2.0, 31.0
- Electronics: DAE4 Sn896; Calibrated: 2018-11-08
- Phantom: SAM 1; Type: SAM; Serial: 1283
- DASY52 52.8.8(1222); SEMCAD X 14.6.10(7331)

Configuration/Body/Area Scan (8x13x1): Measurement grid: dx=15mm, dy=15mm
Maximum value of SAR (measured) = 0.358 W/kg

Configuration/Body/Zoom Scan (5x5x7)/Cube 0: Measurement grid: dx=8mm, dy=8mm, dz=5mm
Reference Value = 15.11 V/m; Power Drift = -0.19 dB
Peak SAR (extrapolated) = 0.407 W/kg
SAR(1 g) = 0.275 W/kg; SAR(10 g) = 0.196 W/kg
Maximum value of SAR (measured) = 0.350 W/kg

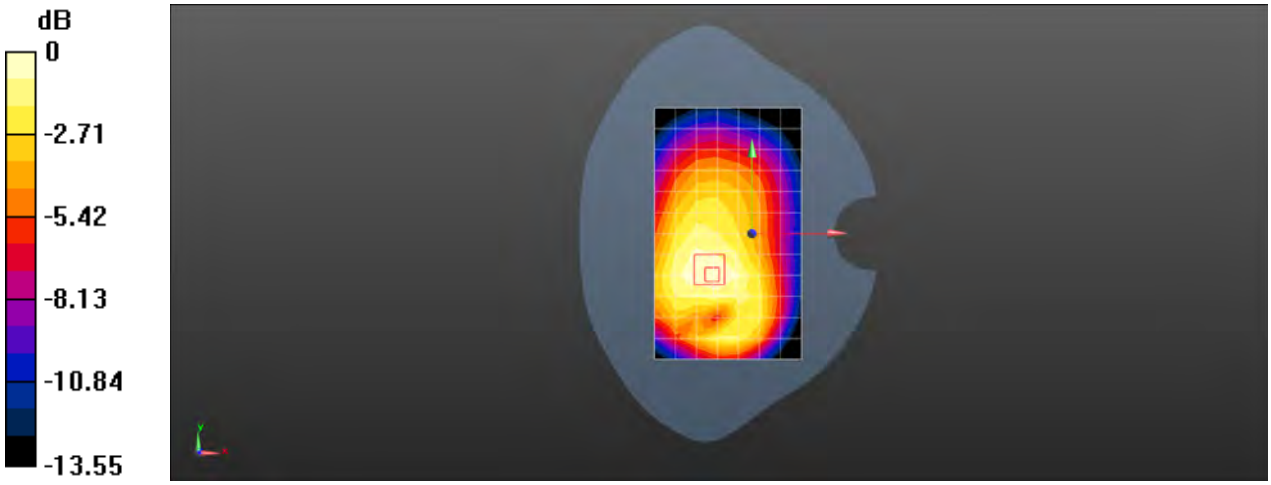

0 dB = 0.350 W/kg = -4.56 dBW/kg

Date: 2018-12-20

Test Laboratory: SGS-SAR Lab

CLT-L29 LTE Band 5 10M QPSK 1RB0 20450CH Back side 10mm Ant1

DUT: CLT-L29; Type: Smart Phone; Serial: WCR0118409000098

Communication System: UID 0, LTE-FDD BW 10MHZ (0); Frequency: 829 MHz;Duty Cycle: 1:1

Medium: MSL835;Medium parameters used: f = 829 MHz; σ = 1.005 S/m; ε_r = 54.557; ρ = 1000 kg/m^3
Phantom section: Flat Section

DASY 5 Configuration:

- Probe: EX3DV4 - SN3789; ConvF(8.84, 8.84, 8.84); Calibrated: 2018-02-08;
- Sensor-Surface: 1.4mm (Mechanical Surface Detection), z = -2.0, 31.0
- Electronics: DAE4 Sn896; Calibrated: 2018-11-08
- Phantom: SAM 1; Type: SAM; Serial: 1283
- DASY52 52.8.8(1222); SEMCAD X 14.6.10(7331)

Configuration/Body/Area Scan (8x13x1): Measurement grid: dx=15mm, dy=15mm
Maximum value of SAR (measured) = 0.436 W/kg

Configuration/Body/Zoom Scan (5x5x7)/Cube 0: Measurement grid: dx=8mm, dy=8mm, dz=5mm
Reference Value = 14.57 V/m; Power Drift = 0.07 dB
Peak SAR (extrapolated) = 0.636 W/kg
SAR(1 g) = 0.350 W/kg; SAR(10 g) = 0.205 W/kg
Maximum value of SAR (measured) = 0.524 W/kg

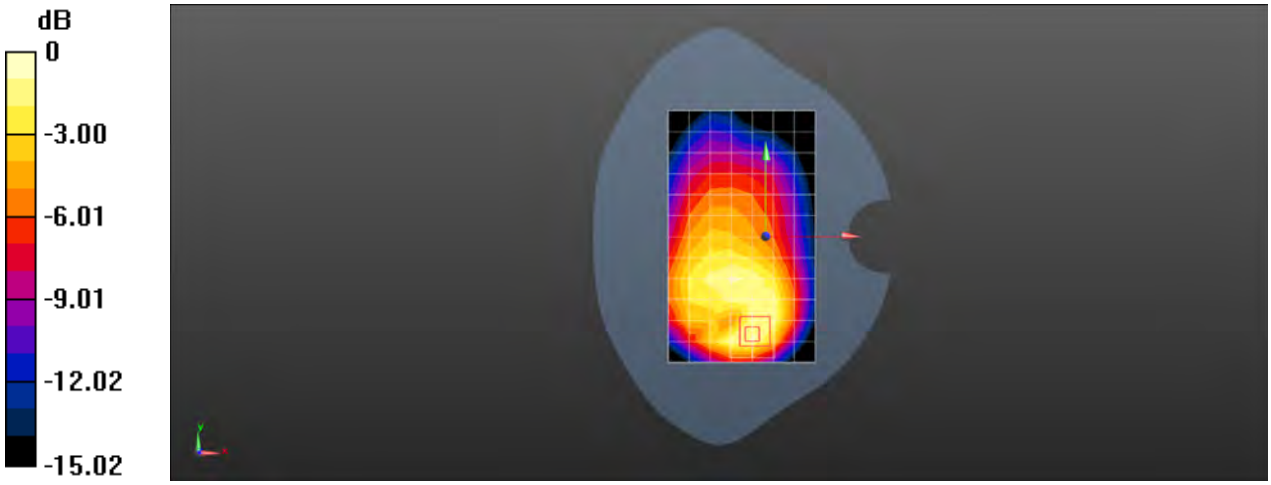

0 dB = 0.524 W/kg = -2.81 dBW/kg

Date: 2018-12-17

Test Laboratory: SGS-SAR Lab

CLT-L29 LTE Band 5 10M QPSK 25RB0 20450CH Left cheek Ant2

DUT: CLT-L29; Type: Smart Phone; Serial: WCR0118409000098

Communication System: UID 0, LTE-FDD BW 10MHZ (0); Frequency: 829 MHz;Duty Cycle: 1:1

Medium: HSL835;Medium parameters used: f = 829 MHz; σ = 0.905 S/m; ε_r = 40.754; ρ = 1000 kg/m^3
Phantom section: Left Section

DASY 5 Configuration:

- Probe: EX3DV4 - SN3789; ConvF(8.66, 8.66, 8.66); Calibrated: 2018-02-08;
- Sensor-Surface: 1.4mm (Mechanical Surface Detection), z = -2.0, 31.0
- Electronics: DAE4 Sn896; Calibrated: 2018-11-08
- Phantom: SAM 1; Type: SAM; Serial: 1283
- DASY52 52.8.8(1222); SEMCAD X 14.6.10(7331)

Configuration/Head/Area Scan (8x13x1): Measurement grid: dx=15mm, dy=15mm
Maximum value of SAR (measured) = 1.16 W/kg

Configuration/Head/Zoom Scan (5x5x7)/Cube 0: Measurement grid: dx=8mm, dy=8mm, dz=5mm
Reference Value = 22.08 V/m; Power Drift = 0.05 dB
Peak SAR (extrapolated) = 1.75 W/kg
SAR(1 g) = 0.734 W/kg; SAR(10 g) = 0.364 W/kg
Maximum value of SAR (measured) = 1.27 W/kg

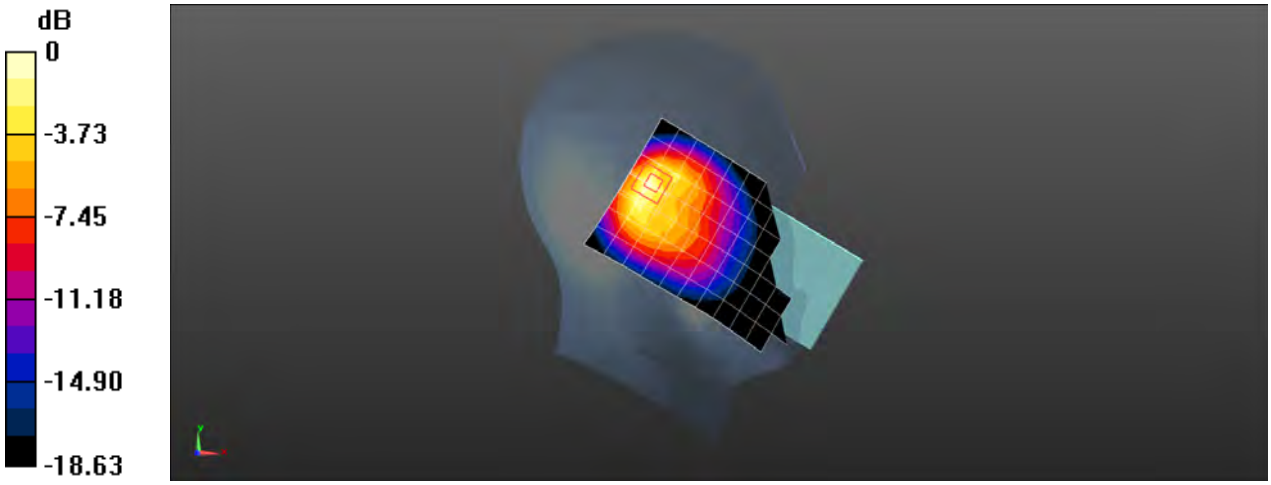

0 dB = 1.27 W/kg = 1.04 dBW/kg

Date: 2018-12-20

Test Laboratory: SGS-SAR Lab

CLT-L29 LTE Band 5 10M QPSK 1RB0 20525CH Back side 15mm Ant2

DUT: CLT-L29; Type: Smart Phone; Serial: WCR0118409000098

Communication System: UID 0, LTE-FDD BW 10MHZ (0); Frequency: 836.5 MHz;Duty Cycle: 1:1

Medium: MSL835;Medium parameters used (interpolated): f = 836.5 MHz; σ = 1.009 S/m; ε_r = 54.525; ρ = 1000 kg/m^3
Phantom section: Flat Section

DASY 5 Configuration:

- Probe: EX3DV4 - SN3789; ConvF(8.84, 8.84, 8.84); Calibrated: 2018-02-08;
- Sensor-Surface: 1.4mm (Mechanical Surface Detection), z = -2.0, 31.0
- Electronics: DAE4 Sn896; Calibrated: 2018-11-08
- Phantom: SAM 1; Type: SAM; Serial: 1283
- DASY52 52.8.8(1222); SEMCAD X 14.6.10(7331)

Configuration/Body/Area Scan (8x13x1): Measurement grid: dx=15mm, dy=15mm
Maximum value of SAR (measured) = 0.238 W/kg

Configuration/Body/Zoom Scan (5x5x7)/Cube 0: Measurement grid: dx=8mm, dy=8mm, dz=5mm
Reference Value = 11.59 V/m; Power Drift = 0.01 dB
Peak SAR (extrapolated) = 0.277 W/kg
SAR(1 g) = 0.182 W/kg; SAR(10 g) = 0.123 W/kg
Maximum value of SAR (measured) = 0.236 W/kg

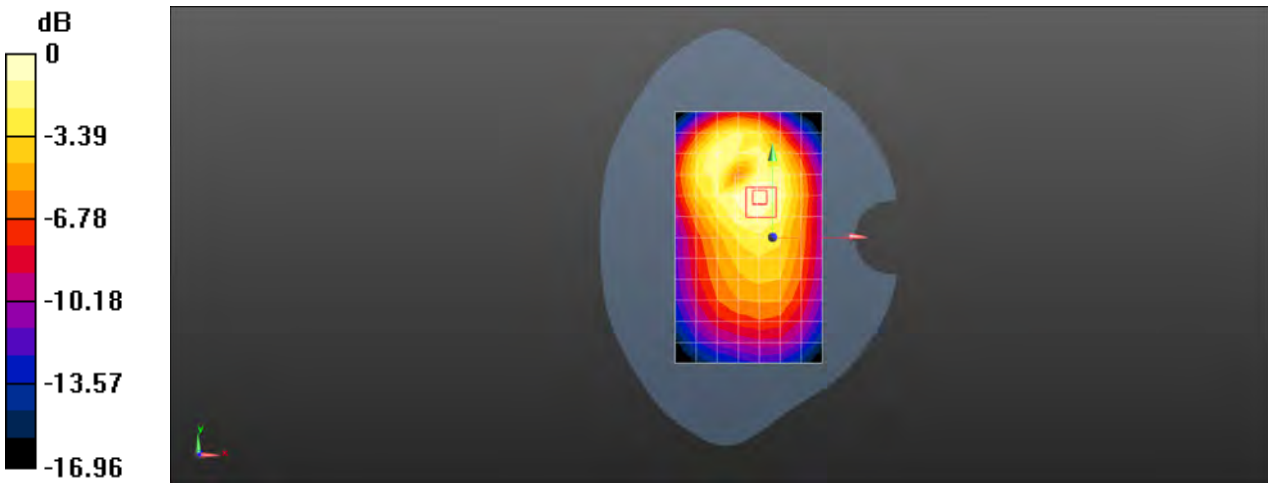

0 dB = 0.236 W/kg = -6.27 dBW/kg

Date: 2018-12-20

Test Laboratory: SGS-SAR Lab

CLT-L29 LTE Band 5 10M QPSK 25RB0 20450CH Back side 10mm Ant2

DUT: CLT-L29; Type: Smart Phone; Serial: WCR0118409000098

Communication System: UID 0, LTE-FDD BW 10MHZ (0); Frequency: 829 MHz;Duty Cycle: 1:1

Medium: MSL835;Medium parameters used: f = 829 MHz; σ = 1.005 S/m; ε_r = 54.557; ρ = 1000 kg/m^3
Phantom section: Flat Section

DASY 5 Configuration:

- Probe: EX3DV4 - SN3789; ConvF(8.84, 8.84, 8.84); Calibrated: 2018-02-08;
- Sensor-Surface: 1.4mm (Mechanical Surface Detection), z = -2.0, 31.0
- Electronics: DAE4 Sn896; Calibrated: 2018-11-08
- Phantom: SAM 1; Type: SAM; Serial: 1283
- DASY52 52.8.8(1222); SEMCAD X 14.6.10(7331)

Configuration/Body/Area Scan (8x13x1): Measurement grid: dx=15mm, dy=15mm
Maximum value of SAR (measured) = 0.192 W/kg

Configuration/Body/Zoom Scan (5x5x7)/Cube 0: Measurement grid: dx=8mm, dy=8mm, dz=5mm
Reference Value = 9.249 V/m; Power Drift = -0.08 dB
Peak SAR (extrapolated) = 0.256 W/kg
SAR(1 g) = 0.145 W/kg; SAR(10 g) = 0.082 W/kg
Maximum value of SAR (measured) = 0.220 W/kg

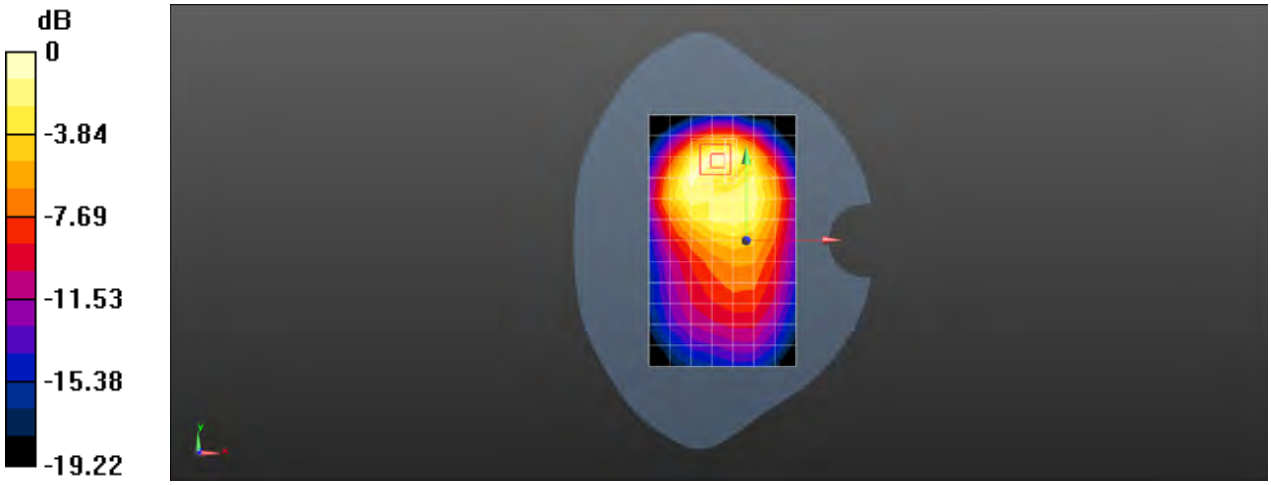

0 dB = 0.220 W/kg = -6.58 dBW/kg