Date: 2018-12-20

Test Laboratory: SGS-SAR Lab

CLT-L29 LTE Band 5 10M QPSK 1RB0 20450CH Left cheek Ant2 simultaneous transmission with WIFI

DUT: CLT-L29; Type: Smart Phone; Serial: WCR0118409000098

Communication System: UID 0, LTE-FDD BW 10MHZ (0); Frequency: 829 MHz;Duty Cycle: 1:1

Medium: HSL835;Medium parameters used: f = 829 MHz; σ = 0.905 S/m; ε_r = 40.754; ρ = 1000 kg/m^3
Phantom section: Left Section

DASY 5 Configuration:

- Probe: EX3DV4 - SN3789; ConvF(8.84, 8.84, 8.84); Calibrated: 2018-02-08;
- Sensor-Surface: 1.4mm (Mechanical Surface Detection), z = -2.0, 31.0
- Electronics: DAE4 Sn896; Calibrated: 2018-11-08
- Phantom: SAM 1; Type: SAM; Serial: 1283
- DASY52 52.8.8(1222); SEMCAD X 14.6.10(7331)

Configuration/Head/Area Scan (8x13x1): Measurement grid: dx=15mm, dy=15mm
Maximum value of SAR (measured) = 0.624 W/kg

Configuration/Head/Zoom Scan (5x5x7)/Cube 0: Measurement grid: dx=8mm, dy=8mm, dz=5mm
Reference Value = 13.28 V/m; Power Drift = 0.02 dB
Peak SAR (extrapolated) = 0.853 W/kg
SAR(1 g) = 0.357 W/kg; SAR(10 g) = 0.176 W/kg
Maximum value of SAR (measured) = 0.654 W/kg

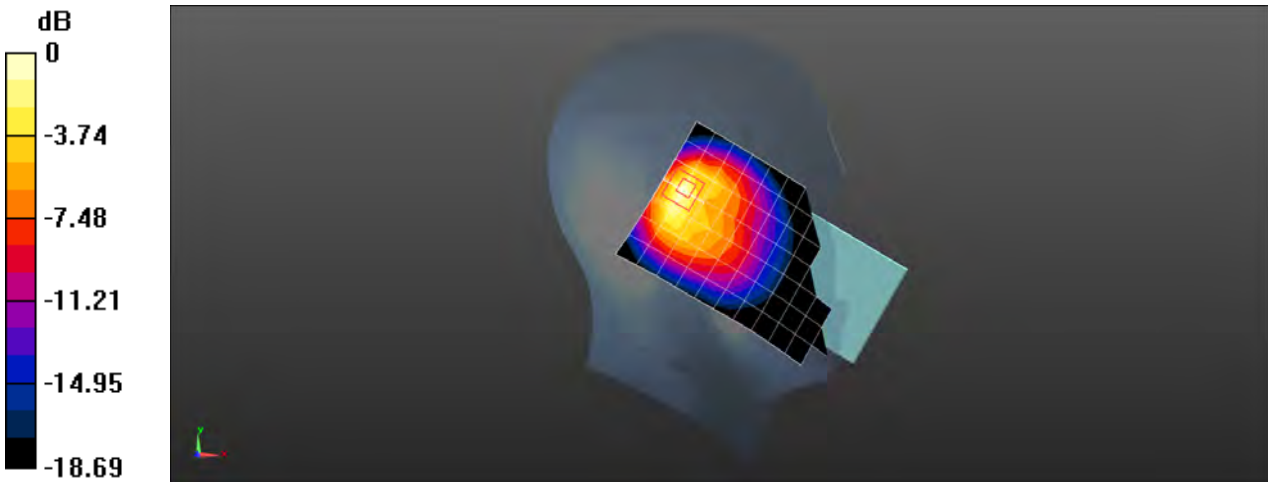

0 dB = 0.654 W/kg = -1.84 dBW/kg

Date: 2018-12-20

Test Laboratory: SGS-SAR Lab

CLT-L29 LTE Band 7 20M QPSK 1RB99 20850CH Right cheek Ant1

DUT: CLT-L29; Type: Smart Phone; Serial: WCR0118409000098

Communication System: UID 0, LTE-FDD BW 20MHz (0); Frequency: 2510 MHz;Duty Cycle: 1:1

Medium: HSL2600;Medium parameters used: f = 2510 MHz; σ = 1.865 S/m; ε_r = 39.999; ρ = 1000 kg/m^3
Phantom section: Right Section

DASY 5 Configuration:

- Probe: EX3DV4 - SN3962; ConvF(7.52, 7.52, 7.52); Calibrated: 2018-01-11;
- Sensor-Surface: 1.4mm (Mechanical Surface Detection), z = -2.0, 31.0
- Electronics: DAE4 Sn1428; Calibrated: 2018-01-17
- Phantom: SAM 3; Type: SAM; Serial: 1912
- DASY52 52.8.8(1222); SEMCAD X 14.6.10(7331)

Configuration/Head/Area Scan (9x16x1): Measurement grid: dx=12mm, dy=12mm
Maximum value of SAR (measured) = 0.113 W/kg

Configuration/Head/Zoom Scan (7x7x7)/Cube 0: Measurement grid: dx=5mm, dy=5mm, dz=5mm
Reference Value = 2.919 V/m; Power Drift = -0.04 dB
Peak SAR (extrapolated) = 0.127 W/kg
SAR(1 g) = 0.076 W/kg; SAR(10 g) = 0.043 W/kg
Maximum value of SAR (measured) = 0.112 W/kg

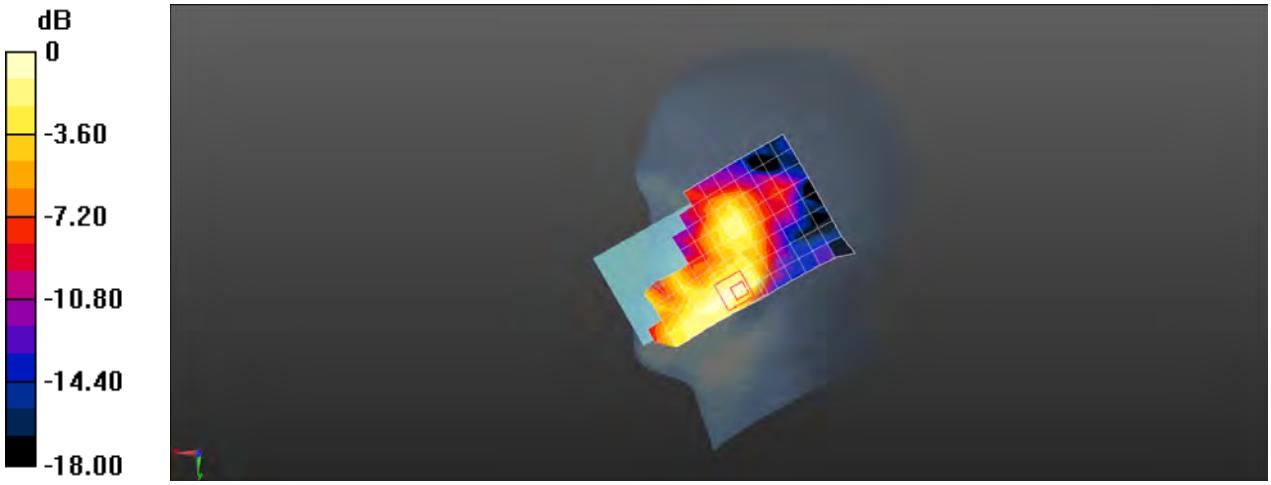

0 dB = 0.112 W/kg = -9.51 dBW/kg

Date: 2018-12-18

Test Laboratory: SGS-SAR Lab

CLT-L29 LTE Band 7 20M QPSK 1RB99 20850CH Back side 15mm Ant1

DUT: CLT-L29; Type: Smart Phone; Serial: WCR0118409000098

Communication System: UID 0, LTE-FDD BW 20MHz (0); Frequency: 2510 MHz;Duty Cycle: 1:1

Medium: MSL2600;Medium parameters used: f = 2510 MHz; σ = 2.051 S/m; ε_r = 50.288; ρ = 1000 kg/m^3
Phantom section: Flat Section

DASY 5 Configuration:

- Probe: EX3DV4 - SN3789; ConvF(7.15, 7.15, 7.15); Calibrated: 2018-02-08;
- Sensor-Surface: 1.4mm (Mechanical Surface Detection), z = -2.0, 31.0
- Electronics: DAE4 Sn896; Calibrated: 2018-11-08
- Phantom: SAM2; Type: SAM; Serial: 1913
- DASY52 52.8.8(1222); SEMCAD X 14.6.10(7331)

Configuration/Body/Area Scan (9x16x1): Measurement grid: dx=12mm, dy=12mm
Maximum value of SAR (measured) = 0.521 W/kg

Configuration/Body/Zoom Scan (7x7x7)/Cube 0: Measurement grid: dx=5mm, dy=5mm, dz=5mm
Reference Value = 3.733 V/m; Power Drift = -0.05 dB
Peak SAR (extrapolated) = 0.683 W/kg
SAR(1 g) = 0.378 W/kg; SAR(10 g) = 0.212 W/kg
Maximum value of SAR (measured) = 0.568 W/kg

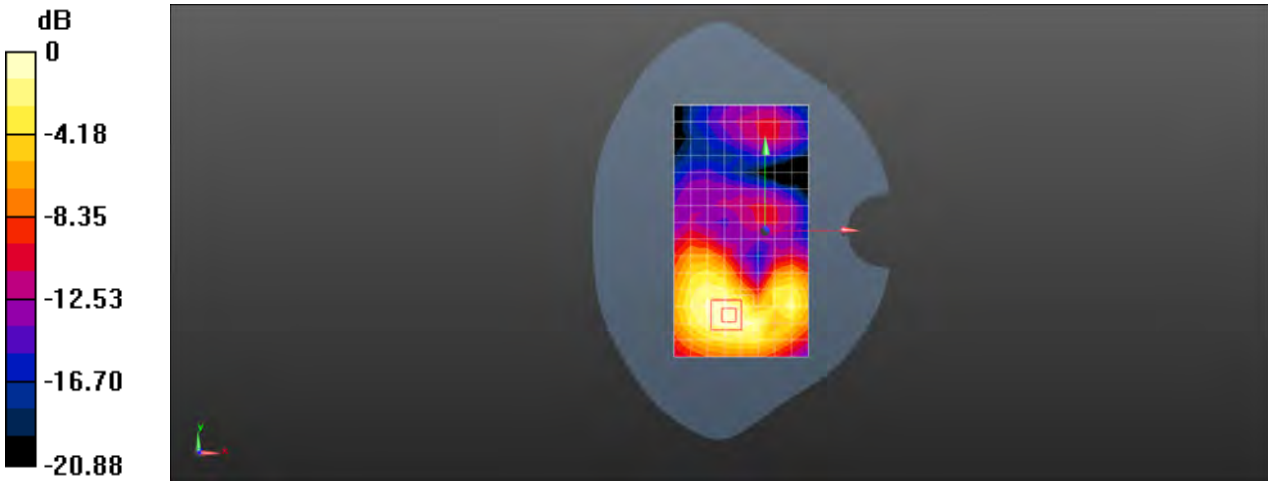

0 dB = 0.568 W/kg = -2.46 dBW/kg

Date: 2018-12-18

Test Laboratory: SGS-SAR Lab

CLT-L29 LTE Band 7 20M QPSK 1RB99 20850CH Bottom side 10mm Ant1

DUT: CLT-L29; Type: Smart Phone; Serial: WCR0118409000098

Communication System: UID 0, LTE-FDD BW 20MHz (0); Frequency: 2510 MHz;Duty Cycle: 1:1

Medium: MSL2600;Medium parameters used: f = 2510 MHz; σ = 2.051 S/m; ε_r = 50.288; ρ = 1000 kg/m^3
Phantom section: Flat Section

DASY 5 Configuration:

- Probe: EX3DV4 - SN3789; ConvF(7.15, 7.15, 7.15); Calibrated: 2018-02-08;
- Sensor-Surface: 1.4mm (Mechanical Surface Detection), z = -2.0, 31.0
- Electronics: DAE4 Sn896; Calibrated: 2018-11-08
- Phantom: SAM2; Type: SAM; Serial: 1913
- DASY52 52.8.8(1222); SEMCAD X 14.6.10(7331)

Configuration/Body/Area Scan (6x11x1): Measurement grid: dx=12mm, dy=12mm
Maximum value of SAR (measured) = 0.743 W/kg

Configuration/Body/Zoom Scan (7x7x7)/Cube 0: Measurement grid: dx=5mm, dy=5mm, dz=5mm
Reference Value = 19.14 V/m; Power Drift = 0.04 dB
Peak SAR (extrapolated) = 1.03 W/kg
SAR(1 g) = 0.548 W/kg; SAR(10 g) = 0.273 W/kg
Maximum value of SAR (measured) = 0.846 W/kg

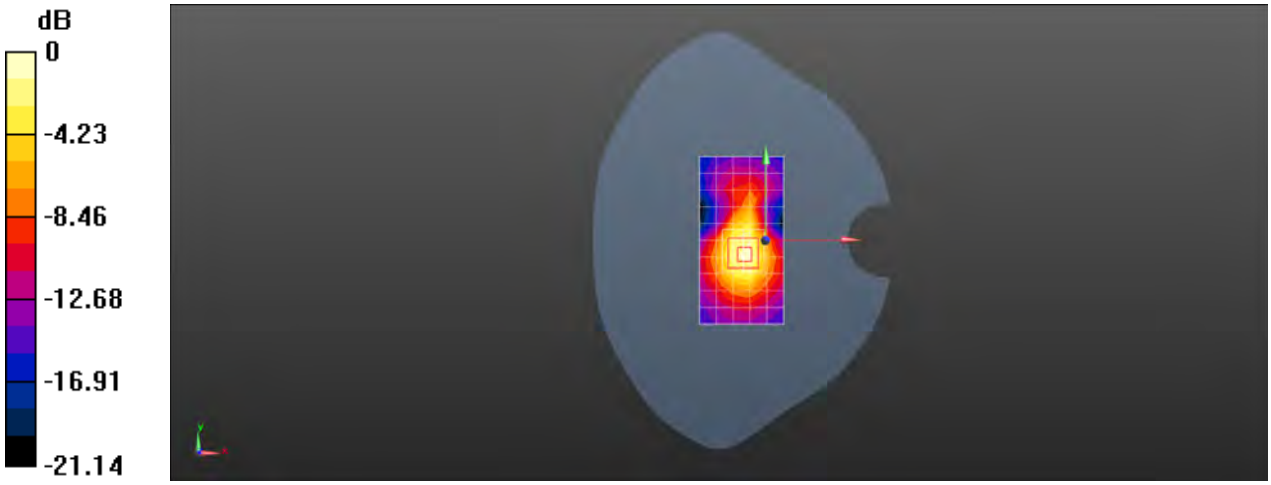

0 dB = 0.846 W/kg = -0.73 dBW/kg

Date: 2018-12-18

Test Laboratory: SGS-SAR Lab

CLT-L29 LTE Band 7 20M QPSK 1RB50 21350CH Bottom side 4mm

DUT: CLT-L29; Type: Smart Phone; Serial: WCR0118409000098

Communication System: UID 0, LTE-FDD BW 20MHz (0); Frequency: 2560 MHz;Duty Cycle: 1:1

Medium: MSL2600;Medium parameters used: f = 2560 MHz; σ = 2.113 S/m; ε_r = 50.194; ρ = 1000 kg/m^3
Phantom section: Flat Section

DASY 5 Configuration:

- Probe: EX3DV4 - SN3789; ConvF(6.96, 6.96, 6.96); Calibrated: 2018-02-08;
- Sensor-Surface: 1.4mm (Mechanical Surface Detection), z = -2.0, 31.0
- Electronics: DAE4 Sn896; Calibrated: 2018-11-08
- Phantom: SAM2; Type: SAM; Serial: 1913
- DASY52 52.8.8(1222); SEMCAD X 14.6.10(7331)

Configuration/Body/Area Scan (6x11x1): Measurement grid: dx=12mm, dy=12mm
Maximum value of SAR (measured) = 4.88 W/kg

Configuration/Body/Zoom Scan (7x7x7)/Cube 0: Measurement grid: dx=5mm, dy=5mm, dz=5mm
Reference Value = 32.85 V/m; Power Drift = -0.05 dB
Peak SAR (extrapolated) = 5.19 W/kg
SAR(1 g) = 2.45 W/kg; SAR(10 g) = 1.07 W/kg
Maximum value of SAR (measured) = 4.19 W/kg

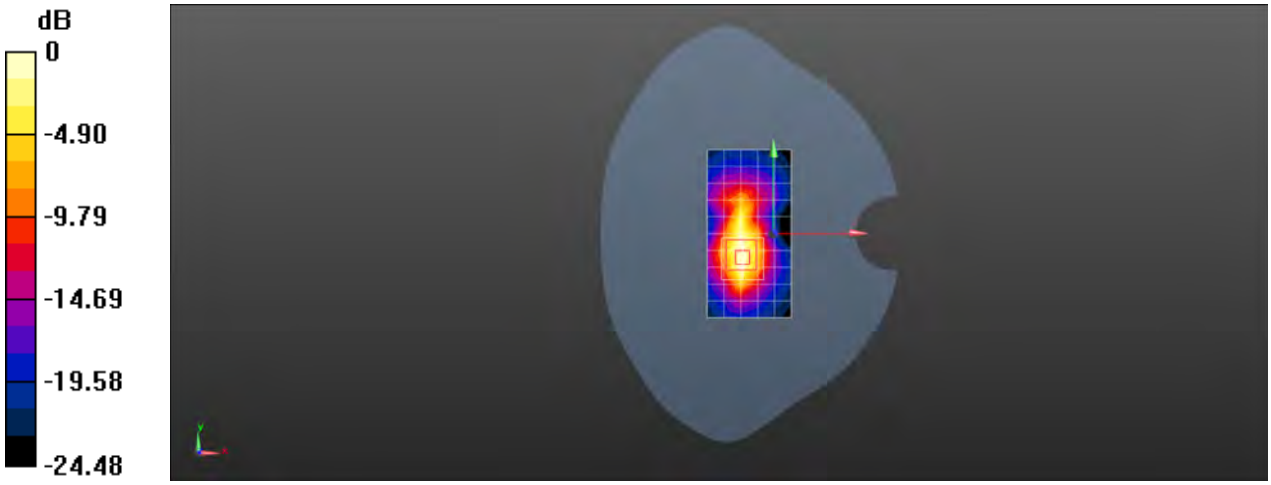

0 dB = 4.19 W/kg = 6.22 dBW/kg

Date: 2018-12-20

Test Laboratory: SGS-SAR Lab

CLT-L29 LTE Band 7 20M QPSK PCC 1RB0 21100CH SCC 20902CH 1RB99 Right cheek Ant2

DUT: CLT-L29; Type: Smart Phone; Serial: WCR0118409000076

Communication System: UID 0, LTE-FDD BW 20MHz (0); Frequency: 2535 MHz;Duty Cycle: 1:1

Medium: HSL2600;Medium parameters used: f = 2535 MHz; σ = 1.897 S/m; ε_r = 39.932; ρ = 1000 kg/m^3
Phantom section: Right Section

DASY 5 Configuration:

- Probe: EX3DV4 - SN3962; ConvF(7.52, 7.52, 7.52); Calibrated: 2018-01-11;
- Sensor-Surface: 1.4mm (Mechanical Surface Detection), z = -2.0, 31.0
- Electronics: DAE4 Sn1428; Calibrated: 2018-01-17
- Phantom: SAM 3; Type: SAM; Serial: 1912
- DASY52 52.8.8(1222); SEMCAD X 14.6.10(7331)

Configuration/Head/Area Scan (9x16x1): Measurement grid: dx=12mm, dy=12mm
Maximum value of SAR (measured) = 0.536 W/kg

Configuration/Head/Zoom Scan (7x7x7)/Cube 0: Measurement grid: dx=5mm, dy=5mm, dz=5mm
Reference Value = 11.24 V/m; Power Drift = 0.07 dB
Peak SAR (extrapolated) = 0.659 W/kg
SAR(1 g) = 0.298 W/kg; SAR(10 g) = 0.131 W/kg
Maximum value of SAR (measured) = 0.515 W/kg



0 dB = 0.515 W/kg = -2.88 dBW/kg

Date: 2018-12-18

Test Laboratory: SGS-SAR Lab

CLT-L29 LTE Band 7 20M QPSK 1RB99 21100CH Back side 15mm Ant2

DUT: CLT-L29; Type: Smart Phone; Serial: WCR0118409000098

Communication System: UID 0, LTE-FDD BW 20MHz (0); Frequency: 2535 MHz;Duty Cycle: 1:1

Medium: MSL2600;Medium parameters used: f = 2535 MHz; σ = 2.083 S/m; ε_r = 50.247; ρ = 1000 kg/m^3
Phantom section: Flat Section

DASY 5 Configuration:

- Probe: EX3DV4 - SN3789; ConvF(7.15, 7.15, 7.15); Calibrated: 2018-02-08;
- Sensor-Surface: 1.4mm (Mechanical Surface Detection), z = -2.0, 31.0
- Electronics: DAE4 Sn896; Calibrated: 2018-11-08
- Phantom: SAM2; Type: SAM; Serial: 1913
- DASY52 52.8.8(1222); SEMCAD X 14.6.10(7331)

Configuration/Body/Area Scan (9x16x1): Measurement grid: dx=12mm, dy=12mm
Maximum value of SAR (measured) = 0.248 W/kg

Configuration/Body/Zoom Scan (7x7x7)/Cube 0: Measurement grid: dx=5mm, dy=5mm, dz=5mm
Reference Value = 2.270 V/m; Power Drift = 0.02 dB
Peak SAR (extrapolated) = 0.318 W/kg
SAR(1 g) = 0.174 W/kg; SAR(10 g) = 0.097 W/kg
Maximum value of SAR (measured) = 0.262 W/kg

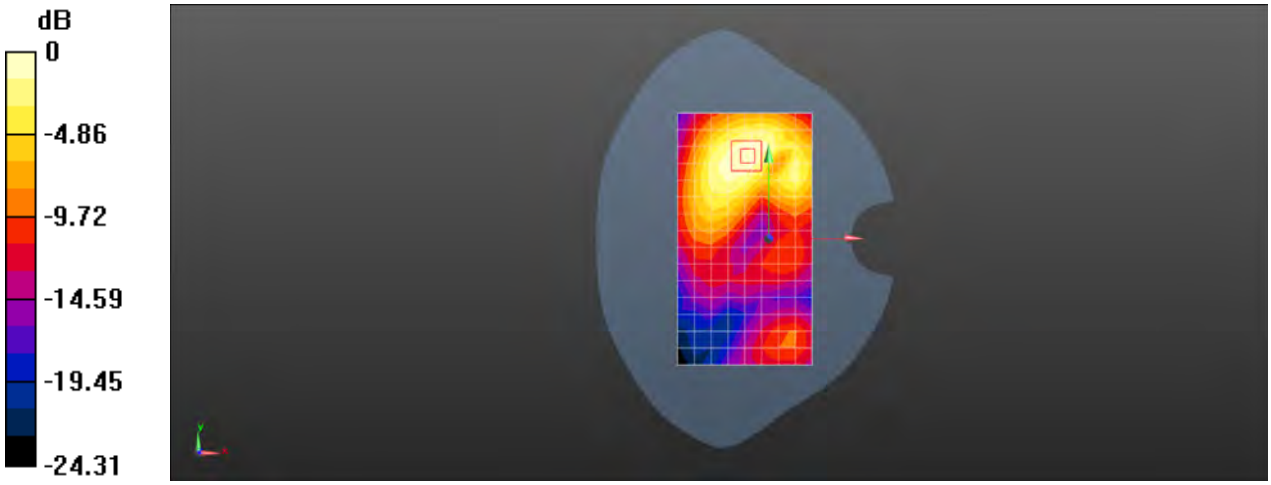

0 dB = 0.262 W/kg = -5.82 dBW/kg

Date: 2018-12-18

Test Laboratory: SGS-SAR Lab

CLT-L29 LTE Band 7 20M QPSK 1RB99 21100CH Top side 10mm with Battery 2 Ant2

DUT: CLT-L29; Type: Smart Phone; Serial: WCR0118409000016

Communication System: UID 0, LTE-FDD BW 20MHz (0); Frequency: 2535 MHz;Duty Cycle: 1:1

Medium: MSL2600;Medium parameters used: f = 2535 MHz; σ = 2.083 S/m; ε_r = 50.247; ρ = 1000 kg/m^3
Phantom section: Flat Section

DASY 5 Configuration:

- Probe: EX3DV4 - SN3789; ConvF(7.15, 7.15, 7.15); Calibrated: 2018-02-08;
- Sensor-Surface: 1.4mm (Mechanical Surface Detection), z = -2.0, 31.0
- Electronics: DAE4 Sn896; Calibrated: 2018-11-08
- Phantom: SAM2; Type: SAM; Serial: 1913
- DASY52 52.8.8(1222); SEMCAD X 14.6.10(7331)

Configuration/Body/Area Scan (6x11x1): Measurement grid: dx=12mm, dy=12mm
Maximum value of SAR (measured) = 0.670 W/kg

Configuration/Body/Zoom Scan (7x7x7)/Cube 0: Measurement grid: dx=5mm, dy=5mm, dz=5mm
Reference Value = 18.31 V/m; Power Drift = 0.09 dB
Peak SAR (extrapolated) = 0.894 W/kg
SAR(1 g) = 0.447 W/kg; SAR(10 g) = 0.220 W/kg
Maximum value of SAR (measured) = 0.729 W/kg

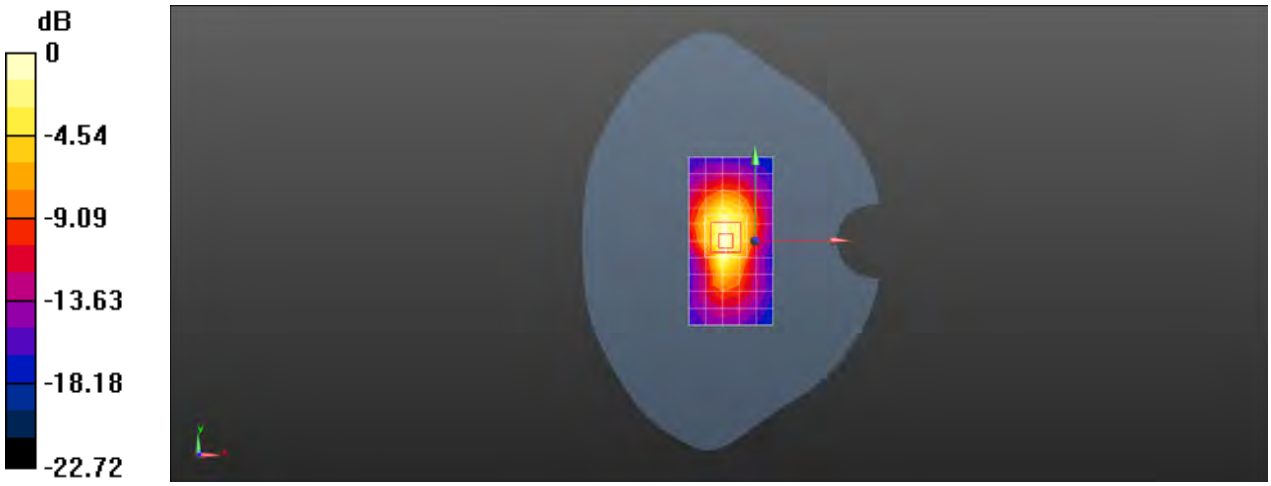

0 dB = 0.729 W/kg = -1.37 dBW/kg

Date: 2018-12-17

Test Laboratory: SGS-SAR Lab

CLT-L29 LTE Band 12 10M QPSK 1RB49 23095CH Right cheek Ant1

DUT: CLT-L29; Type: Smart Phone; Serial: WCR0118409000098

Communication System: UID 0, LTE-FDD BW 10MHZ (0); Frequency: 707.5 MHz;Duty Cycle: 1:1

Medium: HSL750;Medium parameters used: f = 707.5 MHz; σ = 0.854 S/m; ε_r = 44.089; ρ = 1000 kg/m^3
Phantom section: Right Section

DASY 5 Configuration:

- Probe: EX3DV4 - SN3789; ConvF(8.93, 8.93, 8.93); Calibrated: 2018-02-08;
- Sensor-Surface: 1.4mm (Mechanical Surface Detection), z = -2.0, 31.0
- Electronics: DAE4 Sn896; Calibrated: 2018-11-08
- Phantom: SAM 1; Type: SAM; Serial: 1283
- DASY52 52.8.8(1222); SEMCAD X 14.6.10(7331)

Configuration/Head/Area Scan (8x13x1): Measurement grid: dx=15mm, dy=15mm
Maximum value of SAR (measured) = 0.212 W/kg

Configuration/Head/Zoom Scan (5x5x7)/Cube 0: Measurement grid: dx=8mm, dy=8mm, dz=5mm
Reference Value = 4.927 V/m; Power Drift = -0.09 dB
Peak SAR (extrapolated) = 0.227 W/kg
SAR(1 g) = 0.179 W/kg; SAR(10 g) = 0.142 W/kg
Maximum value of SAR (measured) = 0.209 W/kg

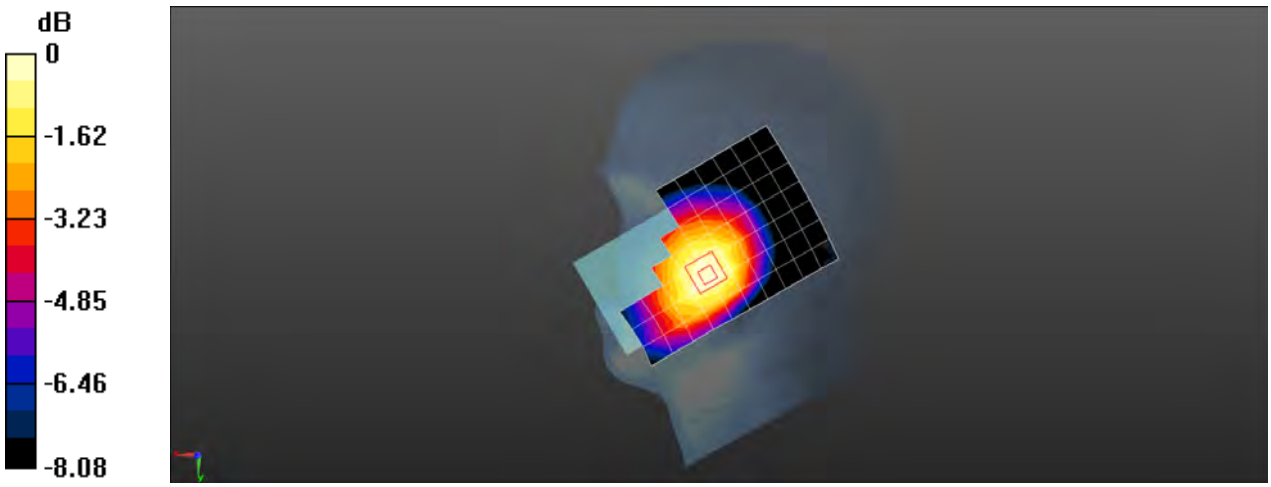

0 dB = 0.209 W/kg = -6.80 dBW/kg

Date: 2018-12-19

Test Laboratory: SGS-SAR Lab

CLT-L29 LTE Band 12 10M QPSK 1RB49 23130CH Back side 15mm Ant1

DUT: CLT-L29; Type: Smart Phone; Serial: WCR0118409000098

Communication System: UID 0, LTE-FDD BW 10MHZ (0); Frequency: 711 MHz;Duty Cycle: 1:1

Medium: MSL750;Medium parameters used: f = 711 MHz; σ = 0.93 S/m; ε_r = 55.061; ρ = 1000 kg/m^3
Phantom section: Flat Section

DASY 5 Configuration:

- Probe: EX3DV4 - SN3789; ConvF(9.27, 9.27, 9.27); Calibrated: 2018-02-08;
- Sensor-Surface: 1.4mm (Mechanical Surface Detection), z = -2.0, 31.0
- Electronics: DAE4 Sn896; Calibrated: 2018-11-08
- Phantom: SAM 1; Type: SAM; Serial: 1283
- DASY52 52.8.8(1222); SEMCAD X 14.6.10(7331)

Configuration/Body/Area Scan (8x13x1): Measurement grid: dx=15mm, dy=15mm
Maximum value of SAR (measured) = 0.345 W/kg

Configuration/Body/Zoom Scan (5x5x7)/Cube 0: Measurement grid: dx=8mm, dy=8mm, dz=5mm
Reference Value = 17.31 V/m; Power Drift = -0.07 dB
Peak SAR (extrapolated) = 0.402 W/kg
SAR(1 g) = 0.272 W/kg; SAR(10 g) = 0.196 W/kg

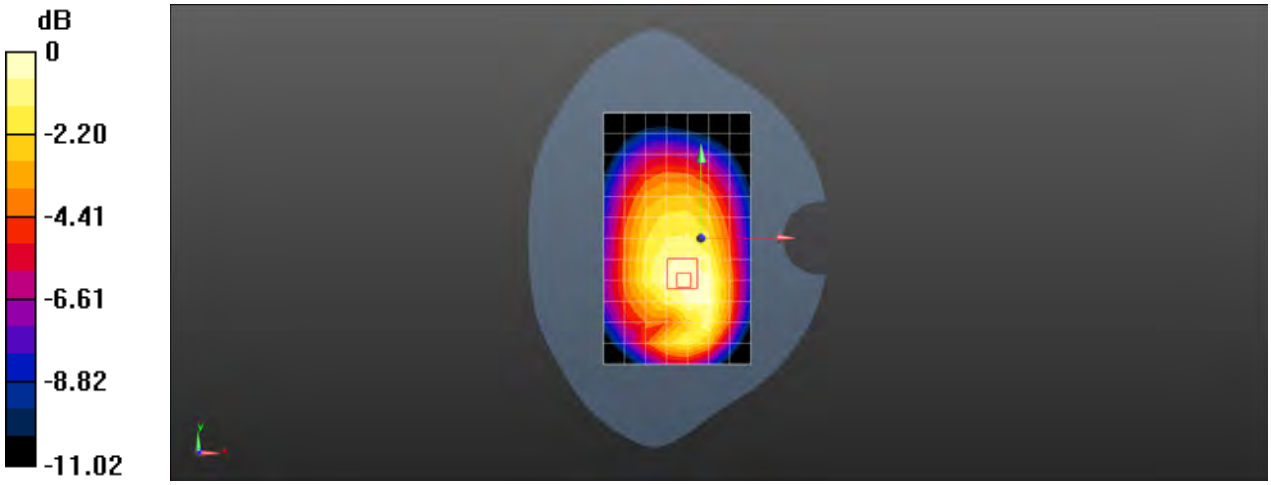

0 dB = 0.345 W/kg = -4.62 dBW/kg

Date: 2018-12-19

Test Laboratory: SGS-SAR Lab

CLT-L29 LTE Band 12 10M QPSK 1RB49 23095CH Back side 10mm Ant1

DUT: CLT-L29; Type: Smart Phone; Serial: WCR0118409000098

Communication System: UID 0, LTE-FDD BW 10MHZ (0); Frequency: 707.5 MHz;Duty Cycle: 1:1

Medium: MSL750;Medium parameters used: f = 707.5 MHz; σ = 0.928 S/m; ε_r = 55.084; ρ = 1000 kg/m^3
Phantom section: Flat Section

DASY 5 Configuration:

- Probe: EX3DV4 - SN3789; ConvF(9.27, 9.27, 9.27); Calibrated: 2018-02-08;
- Sensor-Surface: 1.4mm (Mechanical Surface Detection), z = -2.0, 31.0
- Electronics: DAE4 Sn896; Calibrated: 2018-11-08
- Phantom: SAM 1; Type: SAM; Serial: 1283
- DASY52 52.8.8(1222); SEMCAD X 14.6.10(7331)

Configuration/Body/Area Scan (8x13x1): Measurement grid: dx=15mm, dy=15mm
Maximum value of SAR (measured) = 0.490 W/kg

Configuration/Body/Zoom Scan (5x5x7)/Cube 0: Measurement grid: dx=8mm, dy=8mm, dz=5mm
Reference Value = 17.34 V/m; Power Drift = -0.00 dB
Peak SAR (extrapolated) = 0.632 W/kg
SAR(1 g) = 0.340 W/kg; SAR(10 g) = 0.204 W/kg
Maximum value of SAR (measured) = 0.503 W/kg

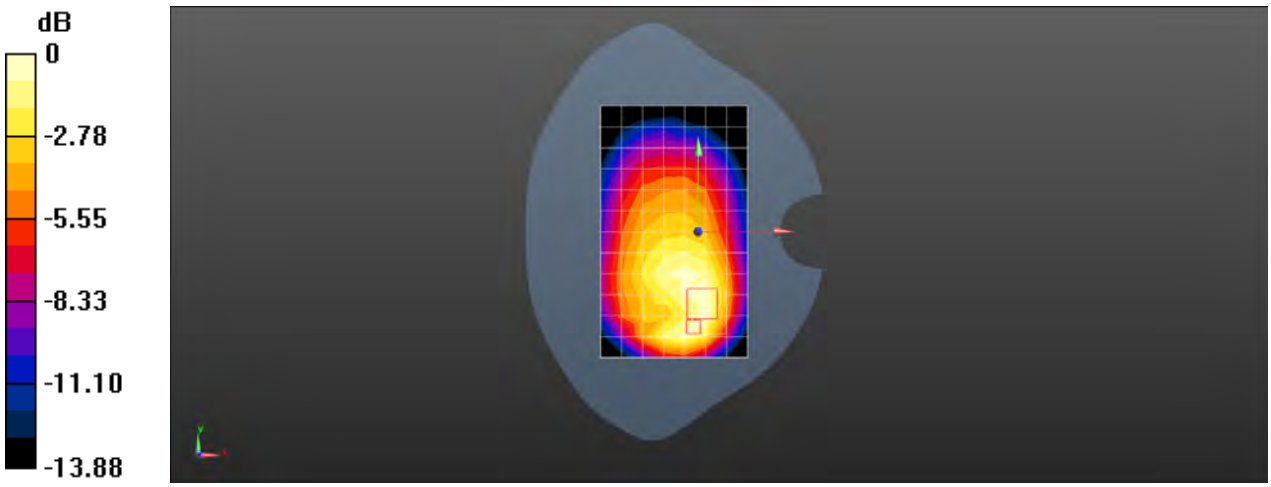

0 dB = 0.503 W/kg = -2.98 dBW/kg

Date: 2018-12-17

Test Laboratory: SGS-SAR Lab

CLT-L29 LTE Band 12 10M QPSK 1RB49 23095CH Left cheek with Battery 3 Ant2

DUT: CLT-L29; Type: Smart Phone; Serial: DXU0218211000122

Communication System: UID 0, LTE-FDD BW 10MHZ (0); Frequency: 707.5 MHz;Duty Cycle: 1:1

Medium: HSL750;Medium parameters used: f = 707.5 MHz; σ = 0.854 S/m; ε_r = 44.089; ρ = 1000 kg/m^3
Phantom section: Left Section

DASY 5 Configuration:

- Probe: EX3DV4 - SN3789; ConvF(8.93, 8.93, 8.93); Calibrated: 2018-02-08;
- Sensor-Surface: 1.4mm (Mechanical Surface Detection), z = -2.0, 31.0
- Electronics: DAE4 Sn896; Calibrated: 2018-11-08
- Phantom: SAM 1; Type: SAM; Serial: 1283
- DASY52 52.8.8(1222); SEMCAD X 14.6.10(7331)

Configuration/Head/Area Scan (8x13x1): Measurement grid: dx=15mm, dy=15mm
Maximum value of SAR (measured) = 1.03 W/kg

Configuration/Head/Zoom Scan (5x5x7)/Cube 0: Measurement grid: dx=8mm, dy=8mm, dz=5mm
Reference Value = 31.04 V/m; Power Drift = 0.05 dB
Peak SAR (extrapolated) = 1.79 W/kg
SAR(1 g) = 0.764 W/kg; SAR(10 g) = 0.380 W/kg
Maximum value of SAR (measured) = 1.33 W/kg

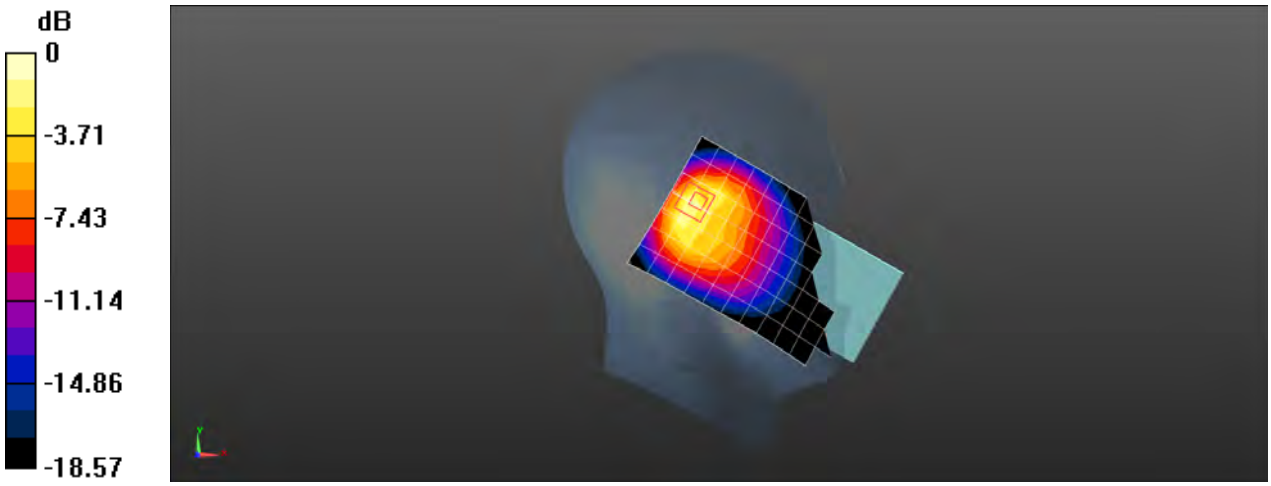

0 dB = 1.33 W/kg = 1.24 dBW/kg

Date: 2018-12-19

Test Laboratory: SGS-SAR Lab

CLT-L29 LTE Band 12 10M QPSK 1RB0 23130CH Front side 15mm Ant2

DUT: CLT-L29; Type: Smart Phone; Serial: WCR0118409000098

Communication System: UID 0, LTE-FDD BW 10MHZ (0); Frequency: 711 MHz;Duty Cycle: 1:1

Medium: MSL750;Medium parameters used: f = 711 MHz; σ = 0.93 S/m; ε_r = 55.061; ρ = 1000 kg/m^3
Phantom section: Flat Section

DASY 5 Configuration:

- Probe: EX3DV4 - SN3789; ConvF(9.27, 9.27, 9.27); Calibrated: 2018-02-08;
- Sensor-Surface: 1.4mm (Mechanical Surface Detection), z = -2.0, 31.0
- Electronics: DAE4 Sn896; Calibrated: 2018-11-08
- Phantom: SAM 1; Type: SAM; Serial: 1283
- DASY52 52.8.8(1222); SEMCAD X 14.6.10(7331)

Configuration/Body/Area Scan (8x13x1): Measurement grid: dx=15mm, dy=15mm
Maximum value of SAR (measured) = 0.201 W/kg

Configuration/Body/Zoom Scan (5x5x7)/Cube 0: Measurement grid: dx=8mm, dy=8mm, dz=5mm
Reference Value = 10.61 V/m; Power Drift = -0.03 dB
Peak SAR (extrapolated) = 0.247 W/kg
SAR(1 g) = 0.136 W/kg; SAR(10 g) = 0.079 W/kg
Maximum value of SAR (measured) = 0.198 W/kg

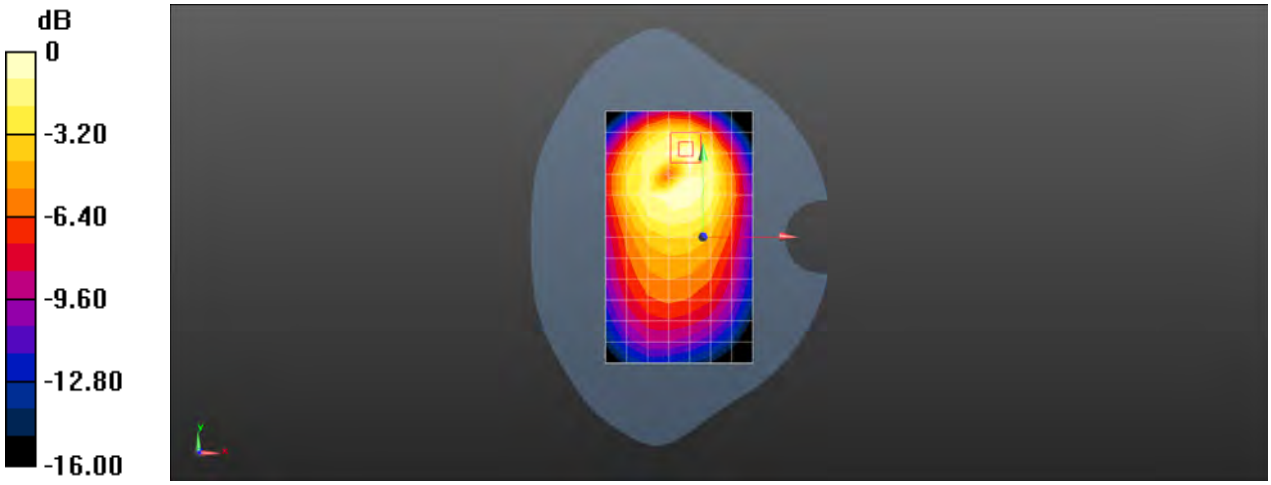

0 dB = 0.198 W/kg = -7.03 dBW/kg

Date: 2018-12-19

Test Laboratory: SGS-SAR Lab

CLT-L29 LTE Band 12 10M QPSK 25RB0 23130CH Front side 10mm Ant2

DUT: CLT-L29; Type: Smart Phone; Serial: WCR0118409000098

Communication System: UID 0, LTE-FDD BW 10MHZ (0); Frequency: 711 MHz;Duty Cycle: 1:1

Medium: MSL750;Medium parameters used: f = 711 MHz; σ = 0.93 S/m; ε_r = 55.061; ρ = 1000 kg/m^3
Phantom section: Flat Section

DASY 5 Configuration:

- Probe: EX3DV4 - SN3789; ConvF(9.27, 9.27, 9.27); Calibrated: 2018-02-08;
- Sensor-Surface: 1.4mm (Mechanical Surface Detection), z = -2.0, 31.0
- Electronics: DAE4 Sn896; Calibrated: 2018-11-08
- Phantom: SAM 1; Type: SAM; Serial: 1283
- DASY52 52.8.8(1222); SEMCAD X 14.6.10(7331)

Configuration/Body/Area Scan (8x13x1): Measurement grid: dx=15mm, dy=15mm
Maximum value of SAR (measured) = 0.243 W/kg

Configuration/Body/Zoom Scan (5x5x7)/Cube 0: Measurement grid: dx=8mm, dy=8mm, dz=5mm
Reference Value = 8.022 V/m; Power Drift = -0.08 dB
Peak SAR (extrapolated) = 0.318 W/kg
SAR(1 g) = 0.164 W/kg; SAR(10 g) = 0.089 W/kg
Maximum value of SAR (measured) = 0.250 W/kg

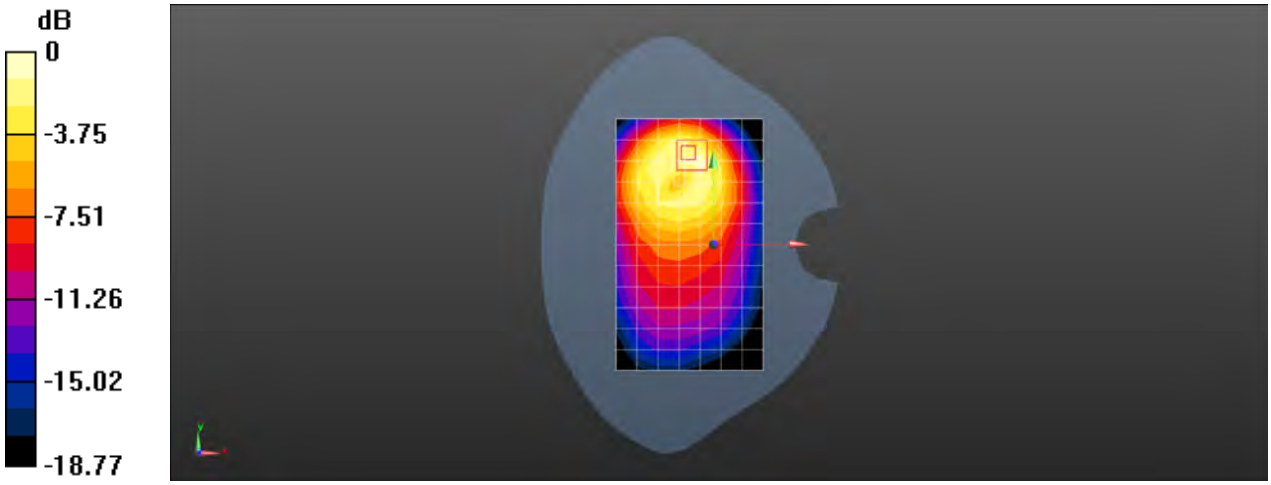

0 dB = 0.250 W/kg = -6.02 dBW/kg

Date: 2018-12-17

Test Laboratory: SGS-SAR Lab

CLT-L29 LTE Band 17 10M QPSK 1RB0 23780CH Right cheek Ant1

DUT: CLT-L29; Type: Smart Phone; Serial: WCR0118409000098

Communication System: UID 0, LTE-FDD BW 10MHZ (0); Frequency: 709 MHz;Duty Cycle: 1:1

Medium: HSL750;Medium parameters used: f = 709 MHz; σ = 0.854 S/m; ε_r = 44.079; ρ = 1000 kg/m^3
Phantom section: Right Section

DASY 5 Configuration:

- Probe: EX3DV4 - SN3789; ConvF(8.93, 8.93, 8.93); Calibrated: 2018-02-08;
- Sensor-Surface: 1.4mm (Mechanical Surface Detection), z = -2.0, 31.0
- Electronics: DAE4 Sn896; Calibrated: 2018-11-08
- Phantom: SAM 1; Type: SAM; Serial: 1283
- DASY52 52.8.8(1222); SEMCAD X 14.6.10(7331)

Configuration/Head/Area Scan (8x13x1): Measurement grid: dx=15mm, dy=15mm
Maximum value of SAR (measured) = 0.209 W/kg

Configuration/Head/Zoom Scan (5x5x7)/Cube 0: Measurement grid: dx=8mm, dy=8mm, dz=5mm
Reference Value = 5.025 V/m; Power Drift = 0.06 dB
Peak SAR (extrapolated) = 0.234 W/kg
SAR(1 g) = 0.178 W/kg; SAR(10 g) = 0.140 W/kg



0 dB = 0.209 W/kg = -6.80 dBW/kg

Date: 2018-12-19

Test Laboratory: SGS-SAR Lab

CLT-L29 LTE Band 17 10M QPSK 1RB0 23790CH Back side 15mm Ant1

DUT: CLT-L29; Type: Smart Phone; Serial: WCR0118409000098

Communication System: UID 0, LTE-FDD BW 10MHZ (0); Frequency: 710 MHz;Duty Cycle: 1:1

Medium: MSL750;Medium parameters used: f = 710 MHz; σ = 0.929 S/m; ε_r = 55.068; ρ = 1000 kg/m^3
Phantom section: Flat Section

DASY 5 Configuration:

- Probe: EX3DV4 - SN3789; ConvF(9.27, 9.27, 9.27); Calibrated: 2018-02-08;
- Sensor-Surface: 1.4mm (Mechanical Surface Detection), z = -2.0, 31.0
- Electronics: DAE4 Sn896; Calibrated: 2018-11-08
- Phantom: SAM 1; Type: SAM; Serial: 1283
- DASY52 52.8.8(1222); SEMCAD X 14.6.10(7331)

Configuration/Body/Area Scan (8x13x1): Measurement grid: dx=15mm, dy=15mm
Maximum value of SAR (measured) = 0.314 W/kg

Configuration/Body/Zoom Scan (5x5x7)/Cube 0: Measurement grid: dx=8mm, dy=8mm, dz=5mm
Reference Value = 16.05 V/m; Power Drift = -0.08 dB
Peak SAR (extrapolated) = 0.370 W/kg
SAR(1 g) = 0.248 W/kg; SAR(10 g) = 0.175 W/kg
Maximum value of SAR (measured) = 0.321 W/kg

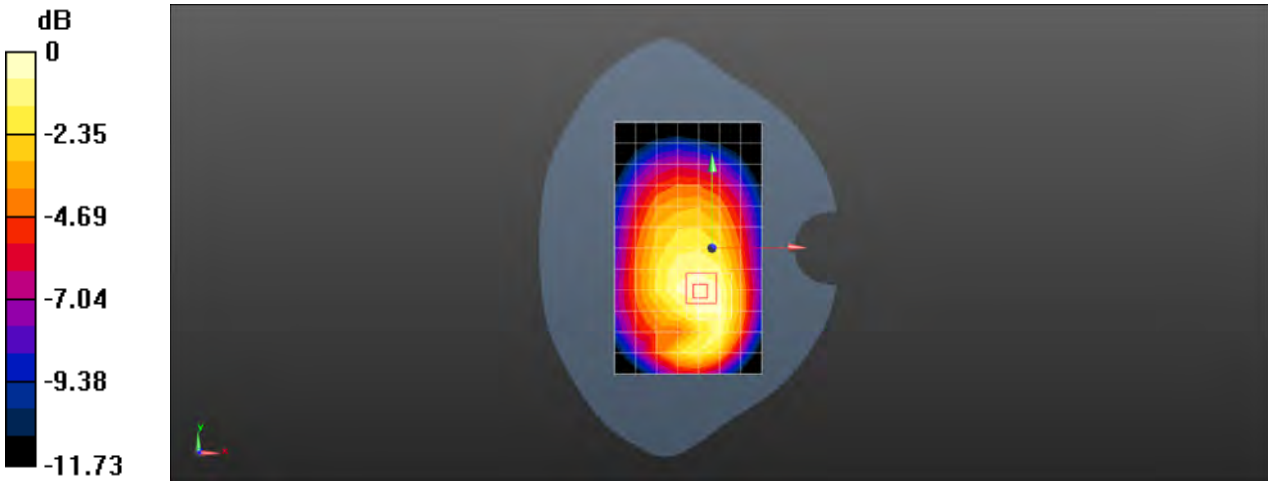

0 dB = 0.321 W/kg = -4.93 dBW/kg

Date: 2018-12-19

Test Laboratory: SGS-SAR Lab

CLT-L29 LTE Band 17 10M QPSK 1RB0 23790CH Back side 10mm Ant1

DUT: CLT-L29; Type: Smart Phone; Serial: WCR0118409000098

Communication System: UID 0, LTE-FDD BW 10MHZ (0); Frequency: 710 MHz;Duty Cycle: 1:1

Medium: MSL750;Medium parameters used: f = 710 MHz; σ = 0.929 S/m; ε_r = 55.068; ρ = 1000 kg/m^3
Phantom section: Flat Section

DASY 5 Configuration:

- Probe: EX3DV4 - SN3789; ConvF(9.27, 9.27, 9.27); Calibrated: 2018-02-08;
- Sensor-Surface: 1.4mm (Mechanical Surface Detection), z = -2.0, 31.0
- Electronics: DAE4 Sn896; Calibrated: 2018-11-08
- Phantom: SAM 1; Type: SAM; Serial: 1283
- DASY52 52.8.8(1222); SEMCAD X 14.6.10(7331)

Configuration/Body/Area Scan (8x13x1): Measurement grid: dx=15mm, dy=15mm
Maximum value of SAR (measured) = 0.466 W/kg

Configuration/Body/Zoom Scan (5x5x7)/Cube 0: Measurement grid: dx=8mm, dy=8mm, dz=5mm
Reference Value = 16.73 V/m; Power Drift = -0.08 dB
Peak SAR (extrapolated) = 0.612 W/kg
SAR(1 g) = 0.326 W/kg; SAR(10 g) = 0.198 W/kg
Maximum value of SAR (measured) = 0.485 W/kg

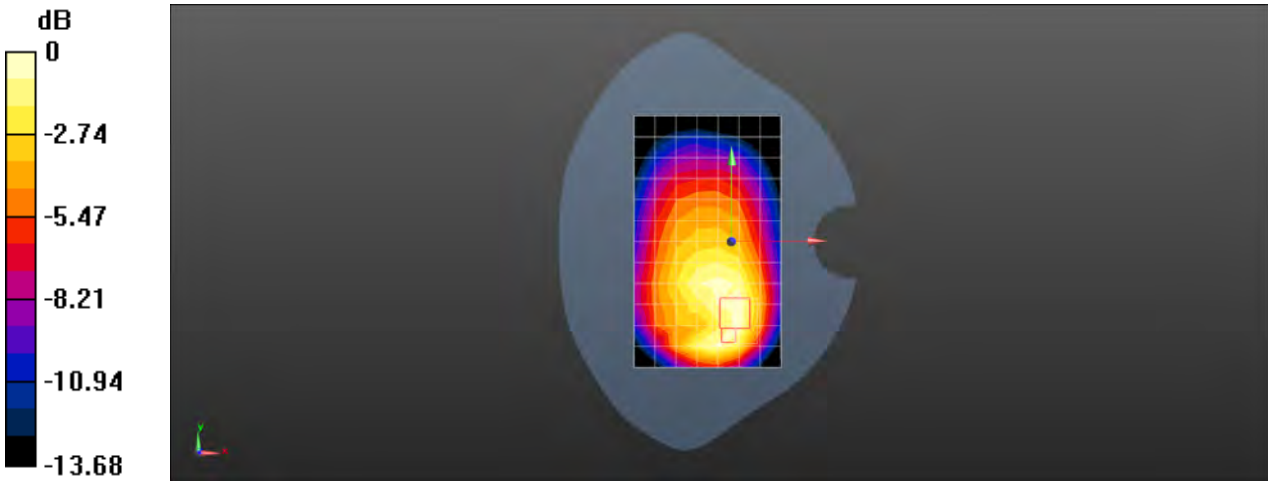

0 dB = 0.485 W/kg = -3.14 dBW/kg

Date: 2018-12-17

Test Laboratory: SGS-SAR Lab

CLT-L29 LTE Band 17 10M QPSK 25RB13 23800CH Left cheek with Battery 3 Ant2

DUT: CLT-L29; Type: Smart Phone; Serial: DXU0218211000122

Communication System: UID 0, LTE-FDD BW 10MHZ (0); Frequency: 711 MHz;Duty Cycle: 1:1

Medium: HSL750;Medium parameters used: f = 711 MHz; σ = 0.856 S/m; ε_r = 44.066; ρ = 1000 kg/m^3
Phantom section: Left Section

DASY 5 Configuration:

- Probe: EX3DV4 - SN3789; ConvF(8.93, 8.93, 8.93); Calibrated: 2018-02-08;
- Sensor-Surface: 1.4mm (Mechanical Surface Detection), z = -2.0, 31.0
- Electronics: DAE4 Sn896; Calibrated: 2018-11-08
- Phantom: SAM 1; Type: SAM; Serial: 1283
- DASY52 52.8.8(1222); SEMCAD X 14.6.10(7331)

Configuration/Head/Area Scan (8x13x1): Measurement grid: dx=15mm, dy=15mm
Maximum value of SAR (measured) = 1.06 W/kg

Configuration/Head/Zoom Scan (5x5x7)/Cube 0: Measurement grid: dx=8mm, dy=8mm, dz=5mm
Reference Value = 30.99 V/m; Power Drift = -0.07 dB
Peak SAR (extrapolated) = 1.83 W/kg
SAR(1 g) = 0.776 W/kg; SAR(10 g) = 0.386 W/kg
Maximum value of SAR (measured) = 1.35 W/kg

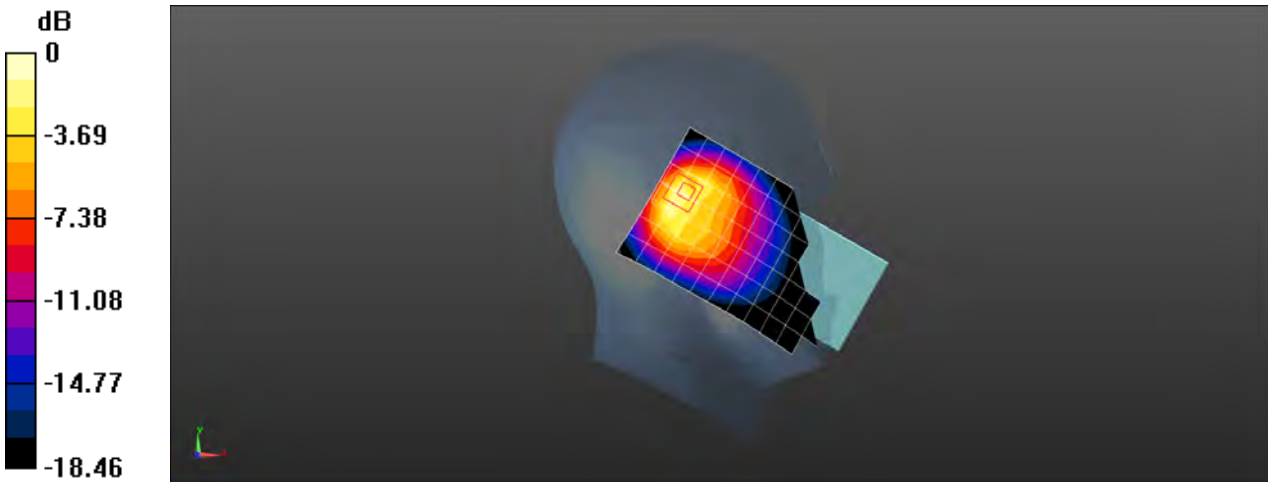

0 dB = 1.35 W/kg = 1.30 dBW/kg

Date: 2018-12-19

Test Laboratory: SGS-SAR Lab

CLT-L29 LTE Band 17 10M QPSK 1RB25 23800CH Front side 15mm Ant2

DUT: CLT-L29; Type: Smart Phone; Serial: WCR0118409000098

Communication System: UID 0, LTE-FDD BW 10MHZ (0); Frequency: 711 MHz;Duty Cycle: 1:1

Medium: MSL750;Medium parameters used: f = 711 MHz; σ = 0.93 S/m; ε_r = 55.061; ρ = 1000 kg/m^3
Phantom section: Flat Section

DASY 5 Configuration:

- Probe: EX3DV4 - SN3789; ConvF(9.27, 9.27, 9.27); Calibrated: 2018-02-08;
- Sensor-Surface: 1.4mm (Mechanical Surface Detection), z = -2.0, 31.0
- Electronics: DAE4 Sn896; Calibrated: 2018-11-08
- Phantom: SAM 1; Type: SAM; Serial: 1283
- DASY52 52.8.8(1222); SEMCAD X 14.6.10(7331)

Configuration/Body/Area Scan (8x13x1): Measurement grid: dx=15mm, dy=15mm
Maximum value of SAR (measured) = 0.257 W/kg

Configuration/Body/Zoom Scan (5x5x7)/Cube 0: Measurement grid: dx=8mm, dy=8mm, dz=5mm
Reference Value = 12.53 V/m; Power Drift = -0.02 dB
Peak SAR (extrapolated) = 0.295 W/kg
SAR(1 g) = 0.209 W/kg; SAR(10 g) = 0.154 W/kg
Maximum value of SAR (measured) = 0.264 W/kg

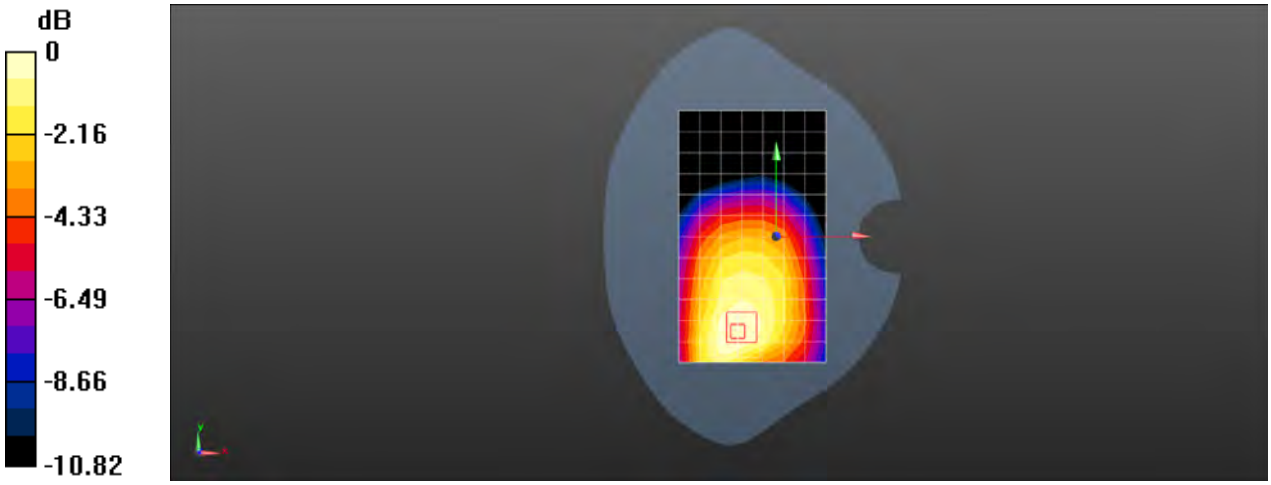

0 dB = 0.264 W/kg = -5.78 dBW/kg

Date: 2018-12-19

Test Laboratory: SGS-SAR Lab

CLT-L29 LTE Band 17 10M QPSK 25RB0 23790CH Front side 10mm Ant2 with Battery 3

DUT: CLT-L29; Type: Smart Phone; Serial: DXU0218211000122

Communication System: UID 0, LTE-FDD BW 10MHZ (0); Frequency: 710 MHz;Duty Cycle: 1:1

Medium: MSL750;Medium parameters used: f = 710 MHz; σ = 0.929 S/m; ε_r = 55.068; ρ = 1000 kg/m^3
Phantom section: Flat Section

DASY 5 Configuration:

- Probe: EX3DV4 - SN3789; ConvF(9.27, 9.27, 9.27); Calibrated: 2018-02-08;
- Sensor-Surface: 1.4mm (Mechanical Surface Detection), z = -2.0, 31.0
- Electronics: DAE4 Sn896; Calibrated: 2018-11-08
- Phantom: SAM 1; Type: SAM; Serial: 1283
- DASY52 52.8.8(1222); SEMCAD X 14.6.10(7331)

Configuration/Body/Area Scan (8x13x1): Measurement grid: dx=15mm, dy=15mm
Maximum value of SAR (measured) = 0.248 W/kg

Configuration/Body/Zoom Scan (5x5x7)/Cube 0: Measurement grid: dx=8mm, dy=8mm, dz=5mm
Reference Value = 12.43 V/m; Power Drift = -0.02 dB
Peak SAR (extrapolated) = 0.296 W/kg
SAR(1 g) = 0.197 W/kg; SAR(10 g) = 0.137 W/kg
Maximum value of SAR (measured) = 0.256 W/kg

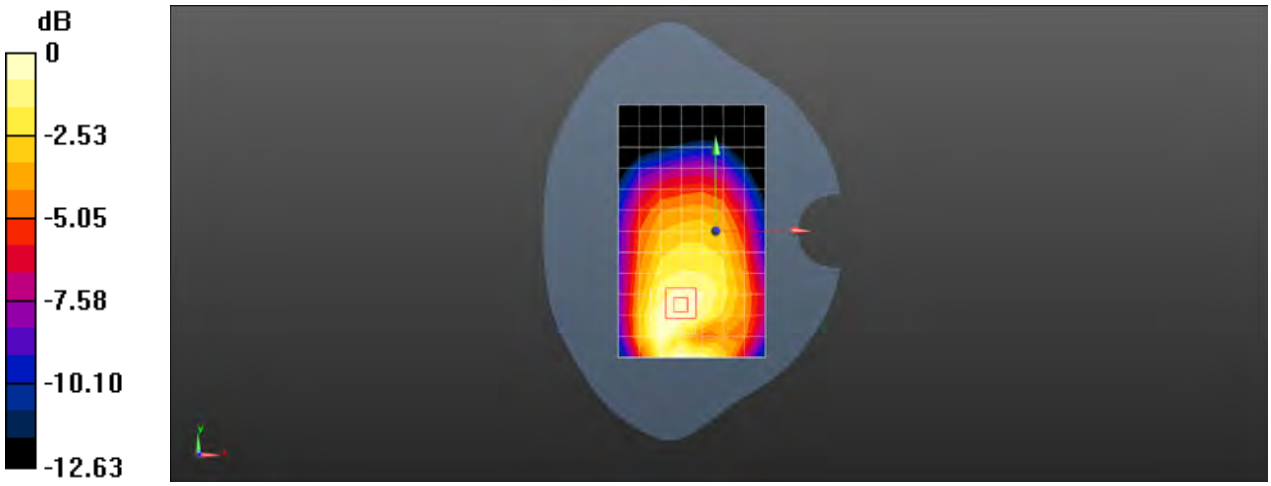

0 dB = 0.256 W/kg = -5.92 dBW/kg

Date: 2018-12-17

Test Laboratory: SGS-SAR Lab

CLT-L29 LTE Band 26 15M QPSK 1RB38 26865CH Right cheek Ant1

DUT: CLT-L29; Type: Smart Phone; Serial: WCR0118409000098

Communication System: UID 0, LTE-FDD BW 15MHz (0); Frequency: 831.5 MHz;Duty Cycle: 1:1

Medium: HSL835;Medium parameters used (interpolated): f = 831.5 MHz; σ = 0.903 S/m; ε_r = 40.725; ρ = 1000 kg/m^3
Phantom section: Right Section

DASY 5 Configuration:

- Probe: EX3DV4 - SN3789; ConvF(8.66, 8.66, 8.66); Calibrated: 2018-02-08;
- Sensor-Surface: 1.4mm (Mechanical Surface Detection), z = -2.0, 31.0
- Electronics: DAE4 Sn896; Calibrated: 2018-11-08
- Phantom: SAM 1; Type: SAM; Serial: 1283
- DASY52 52.8.8(1222); SEMCAD X 14.6.10(7331)

Configuration/Head/Area Scan (8x13x1): Measurement grid: dx=15mm, dy=15mm
Maximum value of SAR (measured) = 0.260 W/kg

Configuration/Head/Zoom Scan (5x5x7)/Cube 0: Measurement grid: dx=8mm, dy=8mm, dz=5mm
Reference Value = 4.674 V/m; Power Drift = 0.06 dB
Peak SAR (extrapolated) = 0.295 W/kg
SAR(1 g) = 0.213 W/kg; SAR(10 g) = 0.161 W/kg

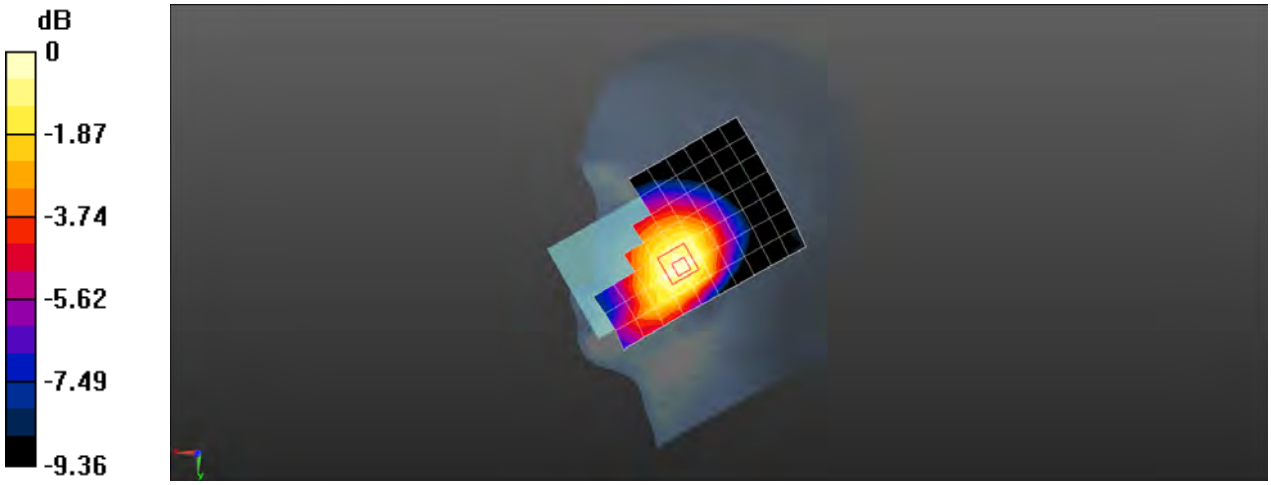

0 dB = 0.260 W/kg = -5.85 dBW/kg

Date: 2018-12-20

Test Laboratory: SGS-SAR Lab

CLT-L29 LTE Band 26 15M QPSK 1RB38 26965CH Back side 15mm Ant1

DUT: CLT-L29; Type: Smart Phone; Serial: WCR0118409000098

Communication System: UID 0, LTE-FDD BW 15MHz (0); Frequency: 841.5 MHz;Duty Cycle: 1:1

Medium: MSL835;Medium parameters used (interpolated): f = 841.5 MHz; σ = 1.013 S/m; ε_r = 54.502; ρ = 1000 kg/m^3
Phantom section: Flat Section

DASY 5 Configuration:

- Probe: EX3DV4 - SN3789; ConvF(8.84, 8.84, 8.84); Calibrated: 2018-02-08;
- Sensor-Surface: 1.4mm (Mechanical Surface Detection), z = -2.0, 31.0
- Electronics: DAE4 Sn896; Calibrated: 2018-11-08
- Phantom: SAM 1; Type: SAM; Serial: 1283
- DASY52 52.8.8(1222); SEMCAD X 14.6.10(7331)

Configuration/Body/Area Scan (8x13x1): Measurement grid: dx=15mm, dy=15mm
Maximum value of SAR (measured) = 0.347 W/kg

Configuration/Body/Zoom Scan (5x5x7)/Cube 0: Measurement grid: dx=8mm, dy=8mm, dz=5mm
Reference Value = 14.96 V/m; Power Drift = -0.01 dB
Peak SAR (extrapolated) = 0.396 W/kg
SAR(1 g) = 0.271 W/kg; SAR(10 g) = 0.194 W/kg
Maximum value of SAR (measured) = 0.343 W/kg

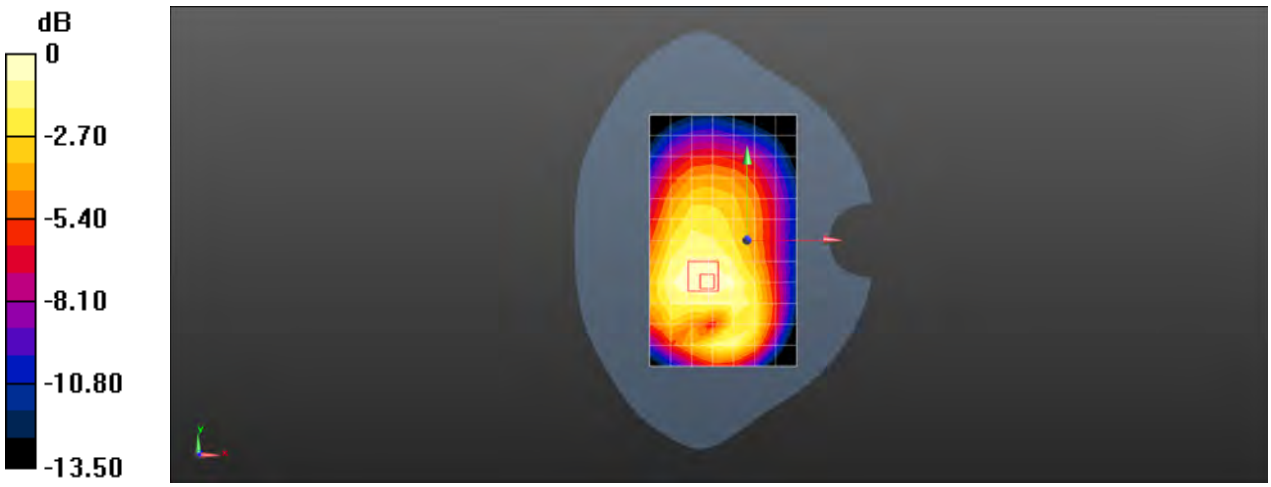

0 dB = 0.343 W/kg = -4.65 dBW/kg

Date: 2018-12-20

Test Laboratory: SGS-SAR Lab

CLT-L29 LTE Band 26 15M QPSK 1RB38 26965CH Back side 10mm Ant1

DUT: CLT-L29; Type: Smart Phone; Serial: WCR0118409000098

Communication System: UID 0, LTE-FDD BW 15MHz (0); Frequency: 841.5 MHz;Duty Cycle: 1:1

Medium: MSL835;Medium parameters used (interpolated): f = 841.5 MHz; σ = 1.013 S/m; ε_r = 54.502; ρ = 1000 kg/m^3
Phantom section: Flat Section

DASY 5 Configuration:

- Probe: EX3DV4 - SN3789; ConvF(8.84, 8.84, 8.84); Calibrated: 2018-02-08;
- Sensor-Surface: 1.4mm (Mechanical Surface Detection), z = -2.0, 31.0
- Electronics: DAE4 Sn896; Calibrated: 2018-11-08
- Phantom: SAM 1; Type: SAM; Serial: 1283
- DASY52 52.8.8(1222); SEMCAD X 14.6.10(7331)

Configuration/Body/Area Scan (8x13x1): Measurement grid: dx=15mm, dy=15mm
Maximum value of SAR (measured) = 0.555 W/kg

Configuration/Body/Zoom Scan (5x5x7)/Cube 0: Measurement grid: dx=8mm, dy=8mm, dz=5mm
Reference Value = 16.36 V/m; Power Drift = -0.04 dB
Peak SAR (extrapolated) = 0.788 W/kg
SAR(1 g) = 0.438 W/kg; SAR(10 g) = 0.258 W/kg
Maximum value of SAR (measured) = 0.650 W/kg

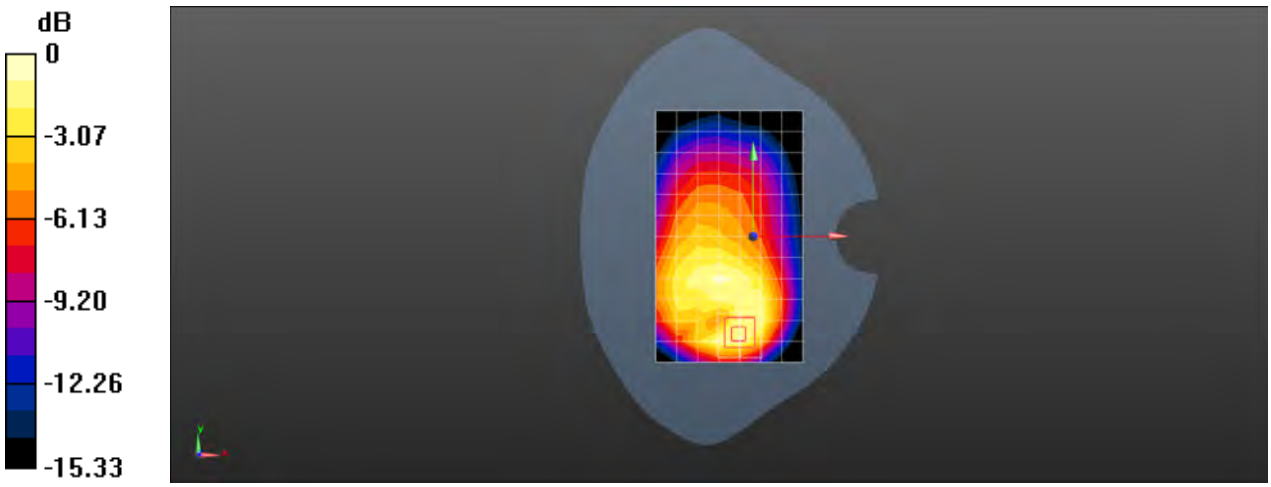

0 dB = 0.650 W/kg = -1.87 dBW/kg

Date: 2018-12-17

Test Laboratory: SGS-SAR Lab

CLT-L29 LTE Band 26 15M QPSK 36RB18 26965CH Left cheek with Battery 3 Ant2

DUT: CLT-L29; Type: Smart Phone; Serial: WCR0118409000054

Communication System: UID 0, LTE-FDD BW 15MHz (0); Frequency: 841.5 MHz;Duty Cycle: 1:1

Medium: HSL835;Medium parameters used (interpolated): f = 841.5 MHz; σ = 0.915 S/m; ε_r = 40.566; ρ = 1000 kg/m^3
Phantom section: Left Section

DASY 5 Configuration:

- Probe: EX3DV4 - SN3789; ConvF(8.66, 8.66, 8.66); Calibrated: 2018-02-08;
- Sensor-Surface: 1.4mm (Mechanical Surface Detection), z = -2.0, 31.0
- Electronics: DAE4 Sn896; Calibrated: 2018-11-08
- Phantom: SAM 1; Type: SAM; Serial: 1283
- DASY52 52.8.8(1222); SEMCAD X 14.6.10(7331)

Configuration/Head/Area Scan (8x13x1): Measurement grid: dx=15mm, dy=15mm
Maximum value of SAR (measured) = 0.990 W/kg

Configuration/Head/Zoom Scan (5x5x7)/Cube 0: Measurement grid: dx=8mm, dy=8mm, dz=5mm
Reference Value = 20.25 V/m; Power Drift = 0.00 dB
Peak SAR (extrapolated) = 1.46 W/kg
SAR(1 g) = 0.615 W/kg; SAR(10 g) = 0.305 W/kg
Maximum value of SAR (measured) = 1.07 W/kg

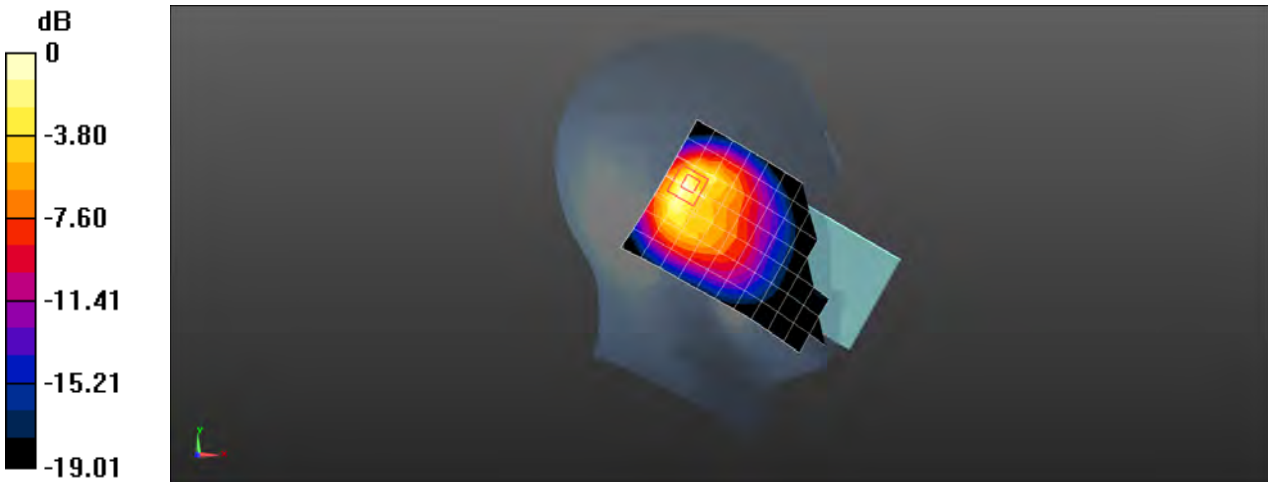

0 dB = 1.07 W/kg = 0.29 dBW/kg

Date: 2018-12-20

Test Laboratory: SGS-SAR Lab

CLT-L29 LTE Band 26 15M QPSK 1RB38 26775CH Front side 15mm Ant2

DUT: CLT-L29; Type: Smart Phone; Serial: WCR0118409000098

Communication System: UID 0, LTE-FDD BW 15MHz (0); Frequency: 822.5 MHz;Duty Cycle: 1:1

Medium: MSL835;Medium parameters used (interpolated): f = 822.5 MHz; σ = 1 S/m; ε_r = 54.592; ρ = 1000 kg/m^3
Phantom section: Flat Section

DASY 5 Configuration:

- Probe: EX3DV4 - SN3789; ConvF(8.84, 8.84, 8.84); Calibrated: 2018-02-08;
- Sensor-Surface: 1.4mm (Mechanical Surface Detection), z = -2.0, 31.0
- Electronics: DAE4 Sn896; Calibrated: 2018-11-08
- Phantom: SAM 1; Type: SAM; Serial: 1283
- DASY52 52.8.8(1222); SEMCAD X 14.6.10(7331)

Configuration/Body/Area Scan (8x13x1): Measurement grid: dx=15mm, dy=15mm
Maximum value of SAR (measured) = 0.198 W/kg

Configuration/Body/Zoom Scan (5x5x7)/Cube 0: Measurement grid: dx=8mm, dy=8mm, dz=5mm
Reference Value = 9.592 V/m; Power Drift = 0.03 dB
Peak SAR (extrapolated) = 0.250 W/kg
SAR(1 g) = 0.164 W/kg; SAR(10 g) = 0.111 W/kg
Maximum value of SAR (measured) = 0.217 W/kg

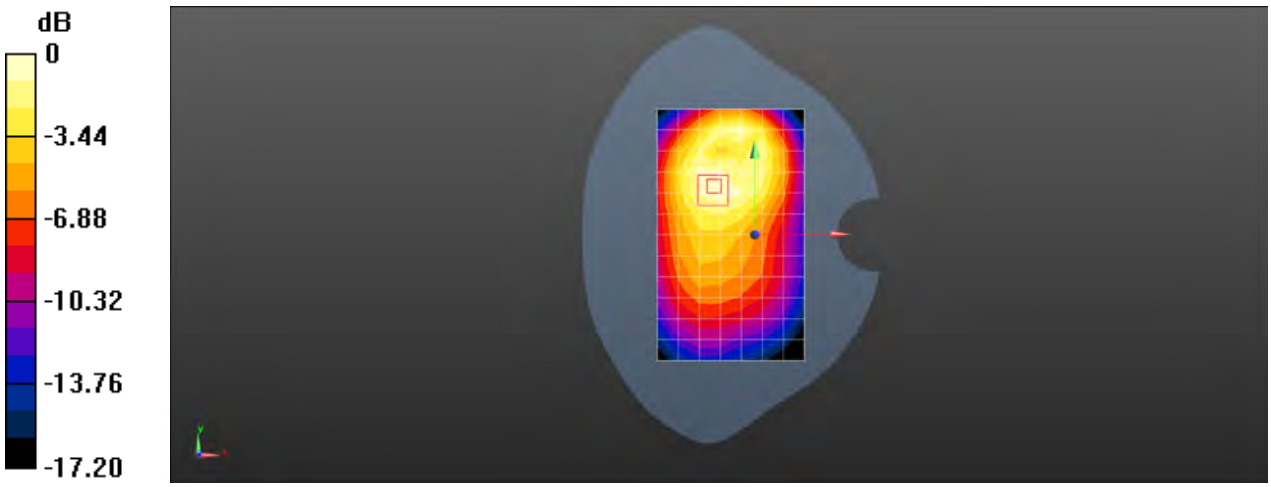

0 dB = 0.217 W/kg = -6.64 dBW/kg

Date: 2018-12-20

Test Laboratory: SGS-SAR Lab

CLT-L29 LTE Band 26 15M QPSK 1RB0 26775CH Back side 10mm Ant2

DUT: CLT-L29; Type: Smart Phone; Serial: WCR0118409000098

Communication System: UID 0, LTE-FDD BW 15MHz (0); Frequency: 822.5 MHz;Duty Cycle: 1:1

Medium: MSL835;Medium parameters used (interpolated): f = 822.5 MHz; σ = 1 S/m; ε_r = 54.592; ρ = 1000 kg/m^3
Phantom section: Flat Section

DASY 5 Configuration:

- Probe: EX3DV4 - SN3789; ConvF(8.84, 8.84, 8.84); Calibrated: 2018-02-08;
- Sensor-Surface: 1.4mm (Mechanical Surface Detection), z = -2.0, 31.0
- Electronics: DAE4 Sn896; Calibrated: 2018-11-08
- Phantom: SAM 1; Type: SAM; Serial: 1283
- DASY52 52.8.8(1222); SEMCAD X 14.6.10(7331)

Configuration/Body/Area Scan (8x13x1): Measurement grid: dx=15mm, dy=15mm
Maximum value of SAR (measured) = 0.293 W/kg

Configuration/Body/Zoom Scan (5x5x7)/Cube 0: Measurement grid: dx=8mm, dy=8mm, dz=5mm
Reference Value = 9.228 V/m; Power Drift = -0.13 dB
Peak SAR (extrapolated) = 0.363 W/kg
SAR(1 g) = 0.198 W/kg; SAR(10 g) = 0.112 W/kg
Maximum value of SAR (measured) = 0.299 W/kg

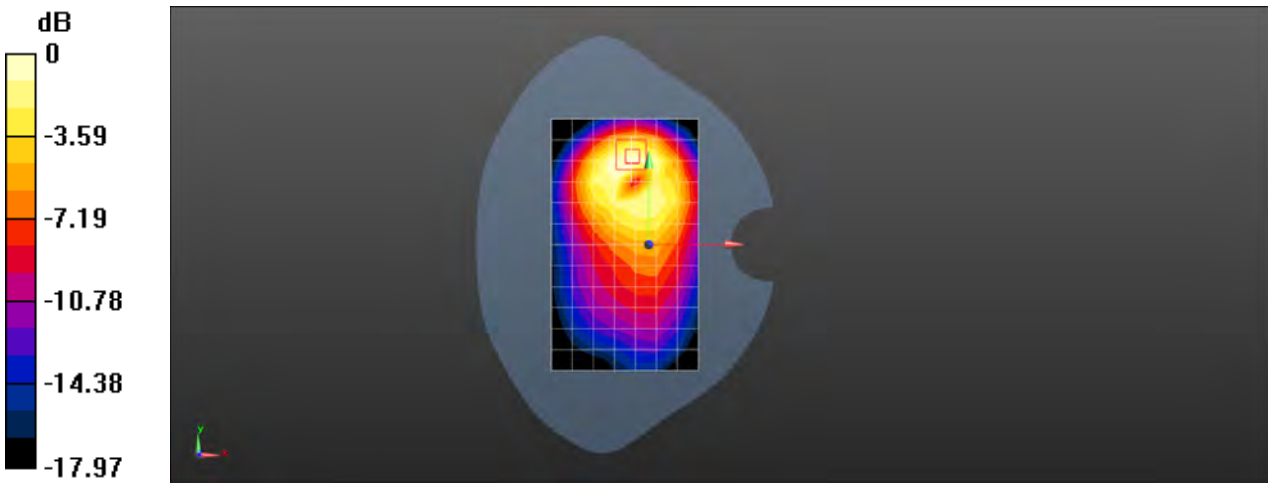

0 dB = 0.299 W/kg = -5.24 dBW/kg

Date: 2018-12-20

Test Laboratory: SGS-SAR Lab

CLT-L29 LTE Band 38 20M QPSK PCC 1RB99 37850CH SCC 1RB0 38048CH Right cheek with Battery 2 Ant1

DUT: CLT-L29; Type: Smart Phone; Serial: WCR0118409000016

Communication System: UID 0, LTE-TDD BW 20MHz (0); Frequency: 2580 MHz;Duty Cycle: 1:1.57906

Medium: HSL2600;Medium parameters used: f = 2580 MHz; σ = 1.948 S/m; ε_r = 39.799; ρ = 1000 kg/m^3
Phantom section: Right Section

DASY 5 Configuration:

- Probe: EX3DV4 - SN3962; ConvF(7.52, 7.52, 7.52); Calibrated: 2018-01-11;
- Sensor-Surface: 1.4mm (Mechanical Surface Detection), z = -2.0, 31.0
- Electronics: DAE4 Sn1428; Calibrated: 2018-01-17
- Phantom: SAM 3; Type: SAM; Serial: 1912
- DASY52 52.8.8(1222); SEMCAD X 14.6.10(7331)

Configuration/Head/Area Scan (9x16x1): Measurement grid: dx=12mm, dy=12mm
Maximum value of SAR (measured) = 0.0460 W/kg

Configuration/Head/Zoom Scan (7x7x7)/Cube 0: Measurement grid: dx=5mm, dy=5mm, dz=5mm
Reference Value = 1.048 V/m; Power Drift = 0.09 dB
Peak SAR (extrapolated) = 0.0770 W/kg
SAR(1 g) = 0.037 W/kg; SAR(10 g) = 0.019 W/kg
Maximum value of SAR (measured) = 0.0536 W/kg



0 dB = 0.0536 W/kg = -12.71 dBW/kg

Date: 2018-12-18

Test Laboratory: SGS-SAR Lab

CLT-L29 LTE Band 38 20M QPSK 1RB99 37850CH Front side 15mm with Battery 3 Ant1

DUT: CLT-L29; Type: Smart Phone; Serial: WCR0118409000054

Communication System: UID 0, LTE-TDD BW 20MHz (0); Frequency: 2580 MHz;Duty Cycle: 1:1.57906

Medium: MSL2600;Medium parameters used: f = 2580 MHz; σ = 2.134 S/m; ε_r = 50.15; ρ = 1000 kg/m^3
Phantom section: Flat Section

DASY 5 Configuration:

- Probe: EX3DV4 - SN3789; ConvF(6.96, 6.96, 6.96); Calibrated: 2018-02-08;
- Sensor-Surface: 1.4mm (Mechanical Surface Detection), z = -2.0, 31.0
- Electronics: DAE4 Sn896; Calibrated: 2018-11-08
- Phantom: SAM2; Type: SAM; Serial: 1913
- DASY52 52.8.8(1222); SEMCAD X 14.6.10(7331)

Configuration/Body/Area Scan (9x16x1): Measurement grid: dx=12mm, dy=12mm
Maximum value of SAR (measured) = 0.207 W/kg

Configuration/Body/Zoom Scan (7x7x7)/Cube 0: Measurement grid: dx=5mm, dy=5mm, dz=5mm
Reference Value = 2.174 V/m; Power Drift = -0.09 dB
Peak SAR (extrapolated) = 0.265 W/kg
SAR(1 g) = 0.145 W/kg; SAR(10 g) = 0.081 W/kg
Maximum value of SAR (measured) = 0.216 W/kg

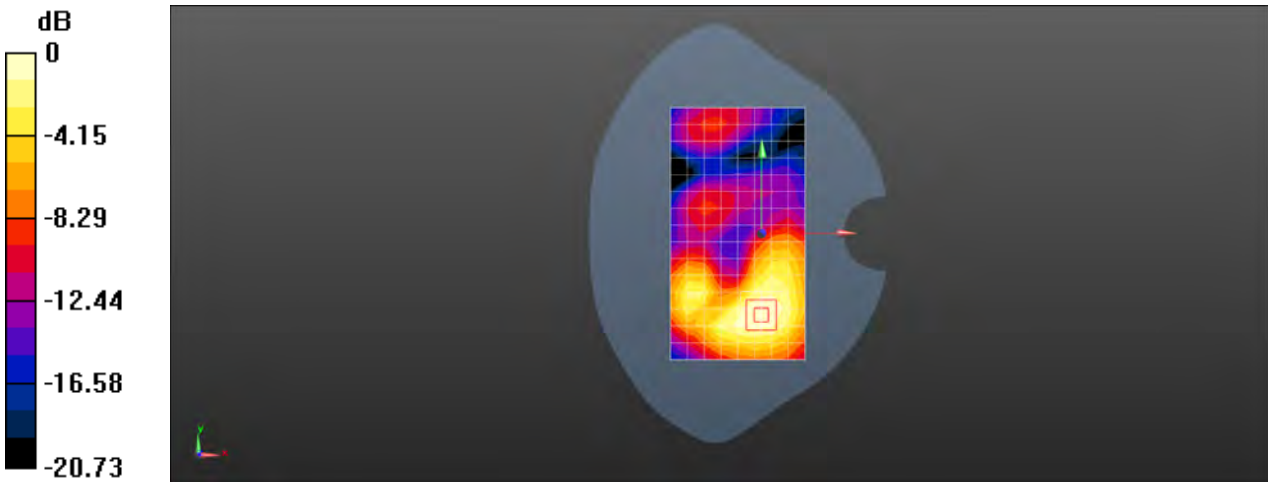

0 dB = 0.216 W/kg = -6.66 dBW/kg

Date: 2018-12-18

Test Laboratory: SGS-SAR Lab

CLT-L29 LTE Band 38 20M QPSK PCC 1RB99 37850CH SCC 1RB0 38048CH Bottom side 10mm with Battery 3 Ant1

DUT: CLT-L29; Type: Smart Phone; Serial: WCR0118409000054

Communication System: UID 0, LTE-TDD BW 20MHz (0); Frequency: 2580 MHz;Duty Cycle: 1:1.57906

Medium: MSL2600;Medium parameters used: f = 2580 MHz; σ = 2.134 S/m; ε_r = 50.15; ρ = 1000 kg/m^3
Phantom section: Flat Section

DASY 5 Configuration:

- Probe: EX3DV4 - SN3789; ConvF(6.96, 6.96, 6.96); Calibrated: 2018-02-08;
- Sensor-Surface: 1.4mm (Mechanical Surface Detection), z = -2.0, 31.0
- Electronics: DAE4 Sn896; Calibrated: 2018-11-08
- Phantom: SAM2; Type: SAM; Serial: 1913
- DASY52 52.8.8(1222); SEMCAD X 14.6.10(7331)

Configuration/Body/Area Scan (5x9x1): Measurement grid: dx=12mm, dy=12mm
Maximum value of SAR (measured) = 0.800 W/kg

Configuration/Body/Zoom Scan (7x7x7)/Cube 0: Measurement grid: dx=5mm, dy=5mm, dz=5mm
Reference Value = 18.59 V/m; Power Drift = 0.09 dB
Peak SAR (extrapolated) = 1.02 W/kg
SAR(1 g) = 0.522 W/kg; SAR(10 g) = 0.256 W/kg
Maximum value of SAR (measured) = 0.832 W/kg

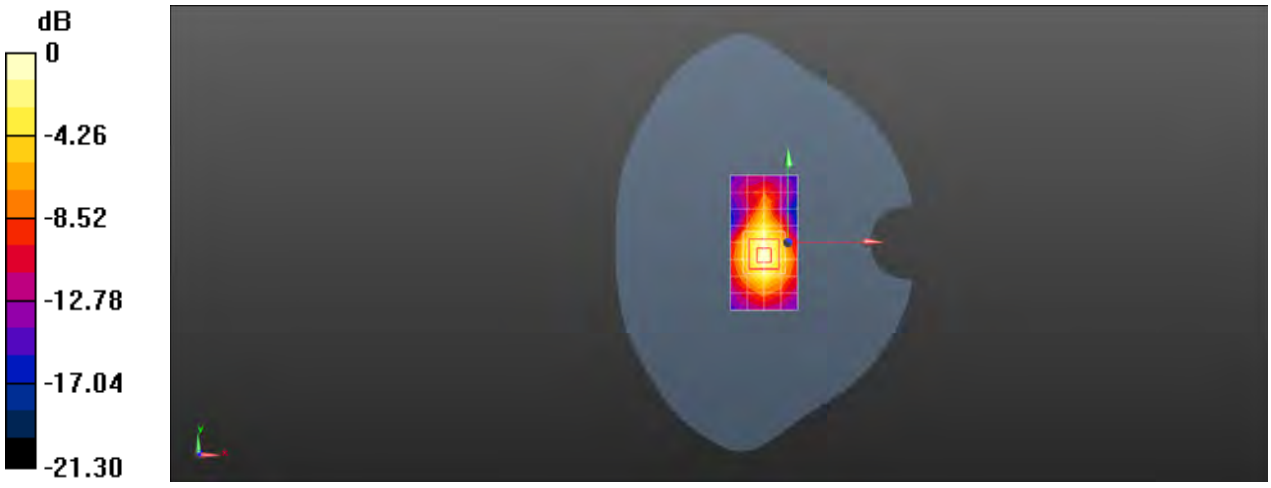

0 dB = 0.832 W/kg = -0.80 dBW/kg

Date: 2018-12-20

Test Laboratory: SGS-SAR Lab

CLT-L29 LTE Band 38 20M QPSK 50RB50 37850CH Right tilted with Battery 2 Ant2

DUT: CLT-L29; Type: Smart Phone; Serial: WCR0118409000016

Communication System: UID 0, LTE-TDD BW 20MHz (0); Frequency: 2580 MHz;Duty Cycle: 1:1.57906

Medium: HSL2600;Medium parameters used: f = 2580 MHz; σ = 1.948 S/m; ε_r = 39.799; ρ = 1000 kg/m^3
Phantom section: Right Section

DASY 5 Configuration:

- Probe: EX3DV4 - SN3962; ConvF(7.52, 7.52, 7.52); Calibrated: 2018-01-11;
- Sensor-Surface: 1.4mm (Mechanical Surface Detection), z = -2.0, 31.0
- Electronics: DAE4 Sn1428; Calibrated: 2018-01-17
- Phantom: SAM 3; Type: SAM; Serial: 1912
- DASY52 52.8.8(1222); SEMCAD X 14.6.10(7331)

Configuration/Head/Area Scan (10x16x1): Measurement grid: dx=12mm, dy=12mm
Maximum value of SAR (measured) = 0.445 W/kg

Configuration/Head/Zoom Scan (7x7x7)/Cube 0: Measurement grid: dx=5mm, dy=5mm, dz=5mm
Reference Value = 8.394 V/m; Power Drift = 0.06 dB
Peak SAR (extrapolated) = 0.803 W/kg
SAR(1 g) = 0.280 W/kg; SAR(10 g) = 0.117 W/kg
Maximum value of SAR (measured) = 0.459 W/kg



0 dB = 0.459 W/kg = -3.38 dBW/kg

Date: 2018-12-18

Test Laboratory: SGS-SAR Lab

CLT-L29 LTE Band 38 20M QPSK 1RB99 37850CH Back side 15mm Ant2

DUT: CLT-L29; Type: Smart Phone; Serial: WCR0118409000098

Communication System: UID 0, LTE-TDD BW 20MHz (0); Frequency: 2580 MHz;Duty Cycle: 1:1.57906

Medium: MSL2600;Medium parameters used: f = 2580 MHz; σ = 2.134 S/m; ε_r = 50.15; ρ = 1000 kg/m^3
Phantom section: Flat Section

DASY 5 Configuration:

- Probe: EX3DV4 - SN3789; ConvF(6.96, 6.96, 6.96); Calibrated: 2018-02-08;
- Sensor-Surface: 1.4mm (Mechanical Surface Detection), z = -2.0, 31.0
- Electronics: DAE4 Sn896; Calibrated: 2018-11-08
- Phantom: SAM2; Type: SAM; Serial: 1913
- DASY52 52.8.8(1222); SEMCAD X 14.6.10(7331)

Configuration/Body/Area Scan (9x16x1): Measurement grid: dx=12mm, dy=12mm
Maximum value of SAR (measured) = 0.136 W/kg

Configuration/Body/Zoom Scan (7x7x7)/Cube 0: Measurement grid: dx=5mm, dy=5mm, dz=5mm
Reference Value = 1.514 V/m; Power Drift = 0.06 dB
Peak SAR (extrapolated) = 0.183 W/kg
SAR(1 g) = 0.094 W/kg; SAR(10 g) = 0.050 W/kg
Maximum value of SAR (measured) = 0.148 W/kg

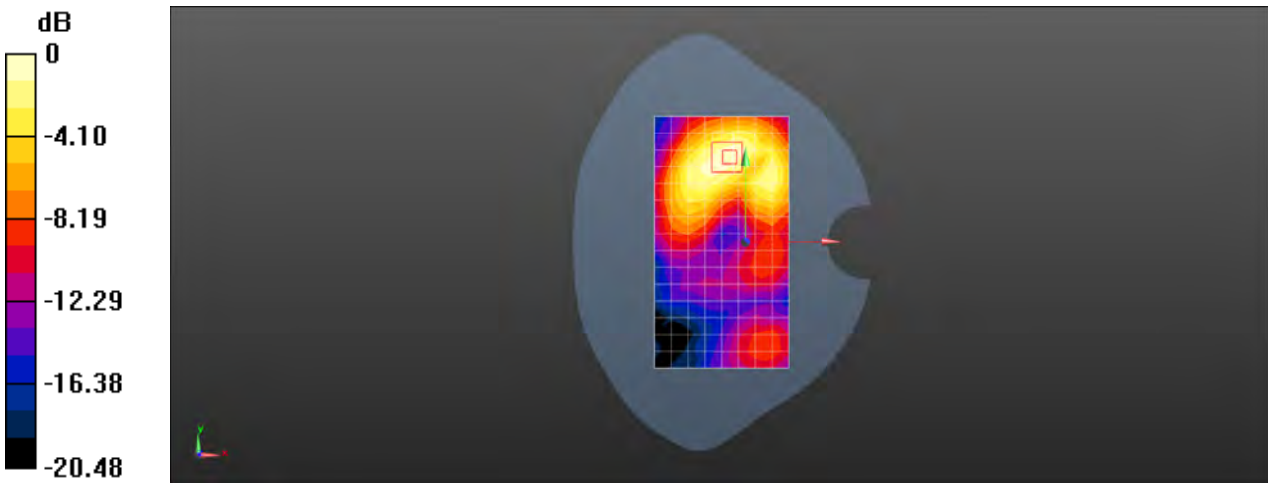

0 dB = 0.148 W/kg = -8.30 dBW/kg

Date: 2018-12-18

Test Laboratory: SGS-SAR Lab

CLT-L29 LTE Band 38 20M QPSK PCC 1RB99 37850CH SCC 1RB0 38048CH Top side 10mm Ant2

DUT: CLT-L29; Type: Smart Phone; Serial: WCR0118409000098

Communication System: UID 0, LTE-TDD BW 20MHz (0); Frequency: 2580 MHz;Duty Cycle: 1:1.57906

Medium: MSL2600;Medium parameters used: f = 2580 MHz; σ = 2.134 S/m; ε_r = 50.15; ρ = 1000 kg/m^3
Phantom section: Flat Section

DASY 5 Configuration:

- Probe: EX3DV4 - SN3789; ConvF(6.96, 6.96, 6.96); Calibrated: 2018-02-08;
- Sensor-Surface: 1.4mm (Mechanical Surface Detection), z = -2.0, 31.0
- Electronics: DAE4 Sn896; Calibrated: 2018-11-08
- Phantom: SAM2; Type: SAM; Serial: 1913
- DASY52 52.8.8(1222); SEMCAD X 14.6.10(7331)

Configuration/Body/Area Scan (5x9x1): Measurement grid: dx=12mm, dy=12mm
Maximum value of SAR (measured) = 0.239 W/kg

Configuration/Body/Zoom Scan (7x7x7)/Cube 0: Measurement grid: dx=5mm, dy=5mm, dz=5mm
Reference Value = 12.30 V/m; Power Drift = -0.08 dB
Peak SAR (extrapolated) = 0.358 W/kg
SAR(1 g) = 0.161 W/kg; SAR(10 g) = 0.080 W/kg
Maximum value of SAR (measured) = 0.283 W/kg

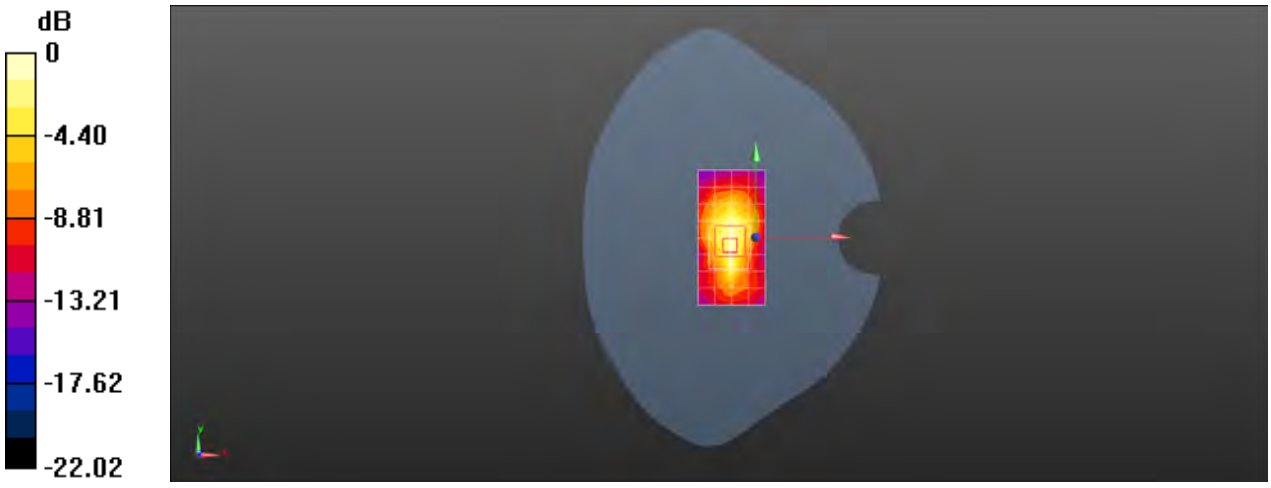

0 dB = 0.283 W/kg = -5.48 dBW/kg

Date: 2018-12-20

Test Laboratory: SGS-SAR Lab

CLT-L29 LTE Band 41 20M QPSK 1RB50 40240CH Right cheek with Battery 2 Ant1

DUT: CLT-L29; Type: Smart Phone; Serial: WCR0118409000016

Communication System: UID 0, LTE-TDD BW 20MHz (0); Frequency: 2555 MHz;Duty Cycle: 1:1.57906

Medium: HSL2600;Medium parameters used: f = 2555 MHz; σ = 1.921 S/m; ε_r = 39.867; ρ = 1000 kg/m^3
Phantom section: Right Section

DASY 5 Configuration:

- Probe: EX3DV4 - SN3962; ConvF(7.52, 7.52, 7.52); Calibrated: 2018-01-11;
- Sensor-Surface: 1.4mm (Mechanical Surface Detection), z = -2.0, 31.0
- Electronics: DAE4 Sn1428; Calibrated: 2018-01-17
- Phantom: SAM 3; Type: SAM; Serial: 1912
- DASY52 52.8.8(1222); SEMCAD X 14.6.10(7331)

Configuration/Head/Area Scan (10x16x1): Measurement grid: dx=12mm, dy=12mm
Maximum value of SAR (measured) = 0.0578 W/kg

Configuration/Head/Zoom Scan (7x7x7)/Cube 0: Measurement grid: dx=5mm, dy=5mm, dz=5mm
Reference Value = 1.128 V/m; Power Drift = 0.03 dB
Peak SAR (extrapolated) = 0.130 W/kg
SAR(1 g) = 0.045 W/kg; SAR(10 g) = 0.025 W/kg
Maximum value of SAR (measured) = 0.0677 W/kg



0 dB = 0.0677 W/kg = -11.69 dBW/kg

Date: 2018-12-18

Test Laboratory: SGS-SAR Lab

CLT-L29 LTE Band 41 20M QPSK PCC 1RB0 40840CH SCC 40642CH 1RB99 Front side 15mm Ant1

DUT: CLT-L29; Type: Smart Phone; Serial: WCR0118409000098

Communication System: UID 0, LTE-TDD BW 20MHz (0); Frequency: 2615 MHz;Duty Cycle: 1:1.57906

Medium: MSL2600;Medium parameters used: f = 2615 MHz; σ = 2.184 S/m; ε_r = 49.971; ρ = 1000 kg/m^3
Phantom section: Flat Section

DASY 5 Configuration:

- Probe: EX3DV4 - SN3789; ConvF(6.96, 6.96, 6.96); Calibrated: 2018-02-08;
- Sensor-Surface: 1.4mm (Mechanical Surface Detection), z = -2.0, 31.0
- Electronics: DAE4 Sn896; Calibrated: 2018-11-08
- Phantom: SAM2; Type: SAM; Serial: 1913
- DASY52 52.8.8(1222); SEMCAD X 14.6.10(7331)

Configuration/Body/Area Scan (9x16x1): Measurement grid: dx=12mm, dy=12mm
Maximum value of SAR (measured) = 0.271 W/kg

Configuration/Body/Zoom Scan (7x7x7)/Cube 0: Measurement grid: dx=5mm, dy=5mm, dz=5mm
Reference Value = 2.079 V/m; Power Drift = -0.07 dB
Peak SAR (extrapolated) = 0.323 W/kg
SAR(1 g) = 0.181 W/kg; SAR(10 g) = 0.103 W/kg
Maximum value of SAR (measured) = 0.269 W/kg

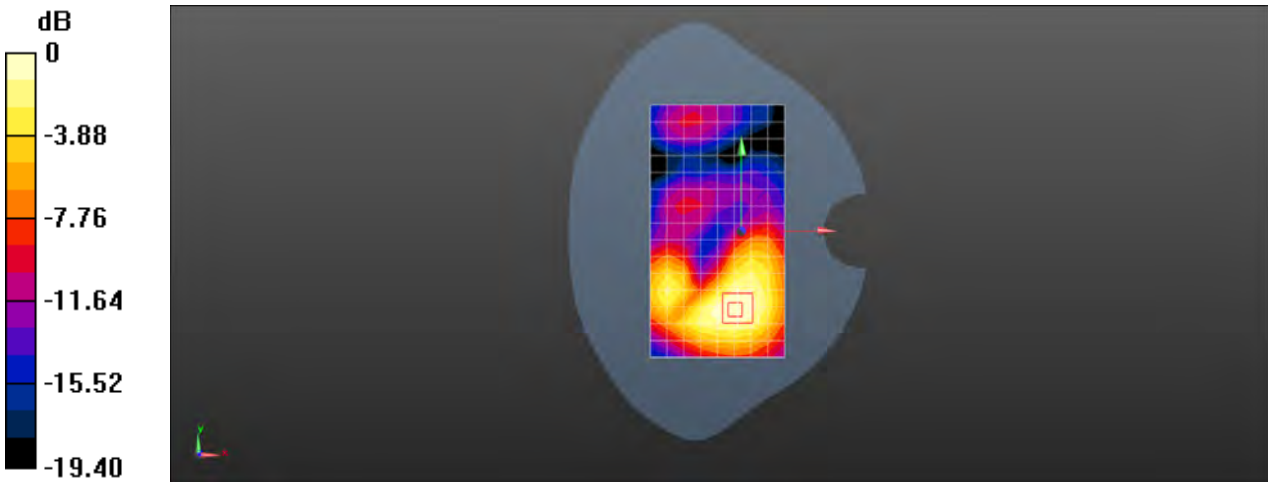

0 dB = 0.269 W/kg = -5.70 dBW/kg

Date: 2018-12-18

Test Laboratory: SGS-SAR Lab

CLT-L29 LTE Band 41 20M QPSK 1RB50 40240CH Bottom side 10mm Ant1

DUT: CLT-L29; Type: Smart Phone; Serial: WCR0118409000098

Communication System: UID 0, LTE-TDD BW 20MHz (0); Frequency: 2555 MHz;Duty Cycle: 1:1.57906

Medium: MSL2600;Medium parameters used: f = 2555 MHz; σ = 2.107 S/m; ε_r = 50.205; ρ = 1000 kg/m^3
Phantom section: Flat Section

DASY 5 Configuration:

- Probe: EX3DV4 - SN3789; ConvF(6.96, 6.96, 6.96); Calibrated: 2018-02-08;
- Sensor-Surface: 1.4mm (Mechanical Surface Detection), z = -2.0, 31.0
- Electronics: DAE4 Sn896; Calibrated: 2018-11-08
- Phantom: SAM2; Type: SAM; Serial: 1913
- DASY52 52.8.8(1222); SEMCAD X 14.6.10(7331)

Configuration/Body/Area Scan (6x11x1): Measurement grid: dx=12mm, dy=12mm
Maximum value of SAR (measured) = 0.516 W/kg

Configuration/Body/Zoom Scan (7x7x7)/Cube 0: Measurement grid: dx=5mm, dy=5mm, dz=5mm
Reference Value = 15.64 V/m; Power Drift = 0.04 dB
Peak SAR (extrapolated) = 0.782 W/kg
SAR(1 g) = 0.405 W/kg; SAR(10 g) = 0.199 W/kg
Maximum value of SAR (measured) = 0.634 W/kg

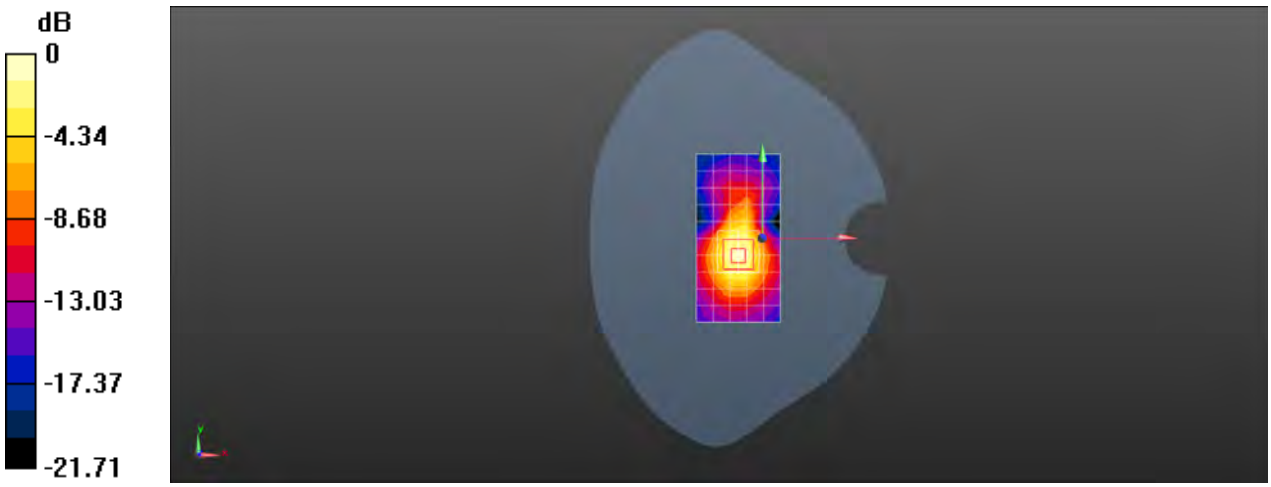

0 dB = 0.634 W/kg = -1.98 dBW/kg

Date: 2018-12-20

Test Laboratory: SGS-SAR Lab

CLT-L29 LTE Band 41 20M QPSK 1RB50 40540CH Left cheek with Battery 3 Ant2

DUT: CLT-L29; Type: Smart Phone; Serial: WCR0118409000054

Communication System: UID 0, LTE-TDD BW 20MHz (0); Frequency: 2585 MHz;Duty Cycle: 1:1.57906

Medium: HSL2600;Medium parameters used: f = 2585 MHz; σ = 1.952 S/m; ε_r = 39.785; ρ = 1000 kg/m^3
Phantom section: Left Section

DASY 5 Configuration:

- Probe: EX3DV4 - SN3962; ConvF(7.52, 7.52, 7.52); Calibrated: 2018-01-11;
- Sensor-Surface: 1.4mm (Mechanical Surface Detection), z = -2.0, 31.0
- Electronics: DAE4 Sn1428; Calibrated: 2018-01-17
- Phantom: SAM 3; Type: SAM; Serial: 1912
- DASY52 52.8.8(1222); SEMCAD X 14.6.10(7331)

Configuration/Head/Area Scan (10x16x1): Measurement grid: dx=12mm, dy=12mm
Maximum value of SAR (measured) = 0.739 W/kg

Configuration/Head/Zoom Scan (7x7x7)/Cube 0: Measurement grid: dx=5mm, dy=5mm, dz=5mm
Reference Value = 14.81 V/m; Power Drift = -0.08 dB
Peak SAR (extrapolated) = 0.964 W/kg
SAR(1 g) = 0.462 W/kg; SAR(10 g) = 0.207 W/kg
Maximum value of SAR (measured) = 0.784 W/kg

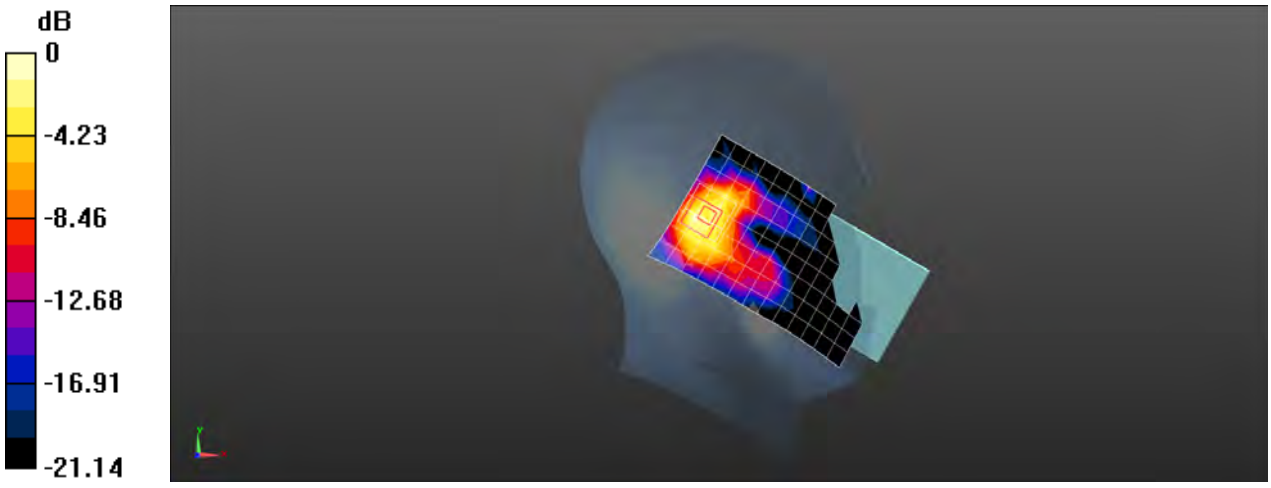

0 dB = 0.784 W/kg = -1.06 dBW/kg

Date: 2018-12-18

Test Laboratory: SGS-SAR Lab

CLT-L29 LTE Band 41 20M QPSK 1RB50 40540CH Back side 15mm Ant2

DUT: CLT-L29; Type: Smart Phone; Serial: WCR0118409000098

Communication System: UID 0, LTE-TDD BW 20MHz (0); Frequency: 2585 MHz;Duty Cycle: 1:1.57906

Medium: MSL2600;Medium parameters used: f = 2585 MHz; σ = 2.139 S/m; ε_r = 50.138; ρ = 1000 kg/m^3
Phantom section: Flat Section

DASY 5 Configuration:

- Probe: EX3DV4 - SN3789; ConvF(6.96, 6.96, 6.96); Calibrated: 2018-02-08;
- Sensor-Surface: 1.4mm (Mechanical Surface Detection), z = -2.0, 31.0
- Electronics: DAE4 Sn896; Calibrated: 2018-11-08
- Phantom: SAM2; Type: SAM; Serial: 1913
- DASY52 52.8.8(1222); SEMCAD X 14.6.10(7331)

Configuration/Body/Area Scan (9x16x1): Measurement grid: dx=12mm, dy=12mm
Maximum value of SAR (measured) = 0.137 W/kg

Configuration/Body/Zoom Scan (7x7x7)/Cube 0: Measurement grid: dx=5mm, dy=5mm, dz=5mm
Reference Value = 1.582 V/m; Power Drift = -0.05 dB
Peak SAR (extrapolated) = 0.180 W/kg
SAR(1 g) = 0.095 W/kg; SAR(10 g) = 0.050 W/kg
Maximum value of SAR (measured) = 0.145 W/kg

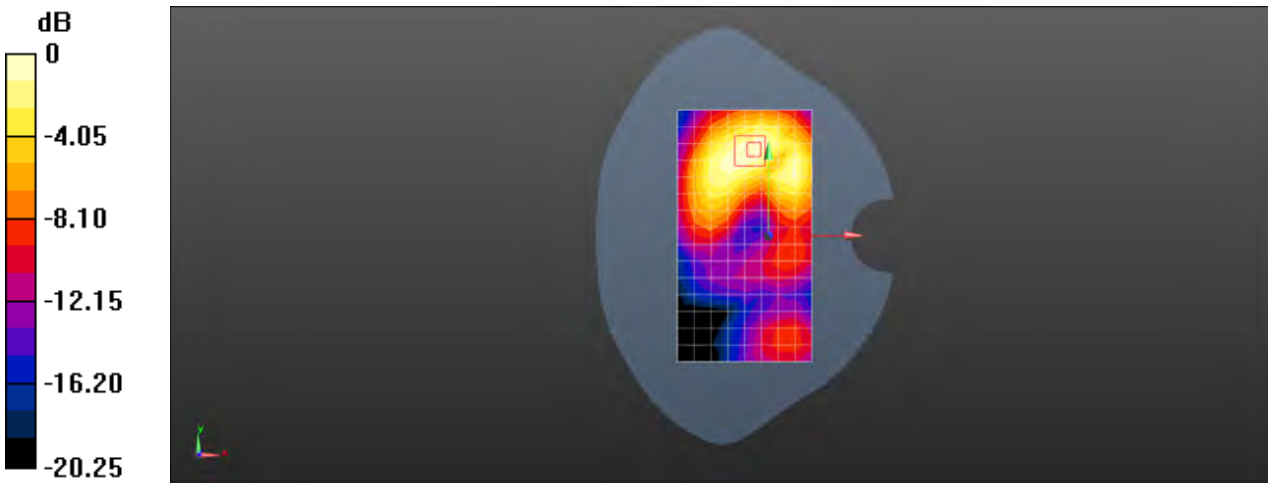

0 dB = 0.145 W/kg = -8.39 dBW/kg

Date: 2018-12-18

Test Laboratory: SGS-SAR Lab

CLT-L29 LTE Band 41 20M QPSK 1RB50 40240CH Top side 10mm Ant2

DUT: CLT-L29; Type: Smart Phone; Serial: WCR0118409000098

Communication System: UID 0, LTE-TDD BW 20MHz (0); Frequency: 2555 MHz;Duty Cycle: 1:1.57906

Medium: MSL2600;Medium parameters used: f = 2555 MHz; σ = 2.107 S/m; ε_r = 50.205; ρ = 1000 kg/m^3
Phantom section: Flat Section

DASY 5 Configuration:

- Probe: EX3DV4 - SN3789; ConvF(6.96, 6.96, 6.96); Calibrated: 2018-02-08;
- Sensor-Surface: 1.4mm (Mechanical Surface Detection), z = -2.0, 31.0
- Electronics: DAE4 Sn896; Calibrated: 2018-11-08
- Phantom: SAM2; Type: SAM; Serial: 1913
- DASY52 52.8.8(1222); SEMCAD X 14.6.10(7331)

Configuration/Body/Area Scan (6x9x1): Measurement grid: dx=12mm, dy=12mm
Maximum value of SAR (measured) = 0.228 W/kg

Configuration/Body/Zoom Scan (7x7x7)/Cube 0: Measurement grid: dx=5mm, dy=5mm, dz=5mm
Reference Value = 11.21 V/m; Power Drift = 0.04 dB
Peak SAR (extrapolated) = 0.400 W/kg
SAR(1 g) = 0.166 W/kg; SAR(10 g) = 0.081 W/kg
Maximum value of SAR (measured) = 0.315 W/kg

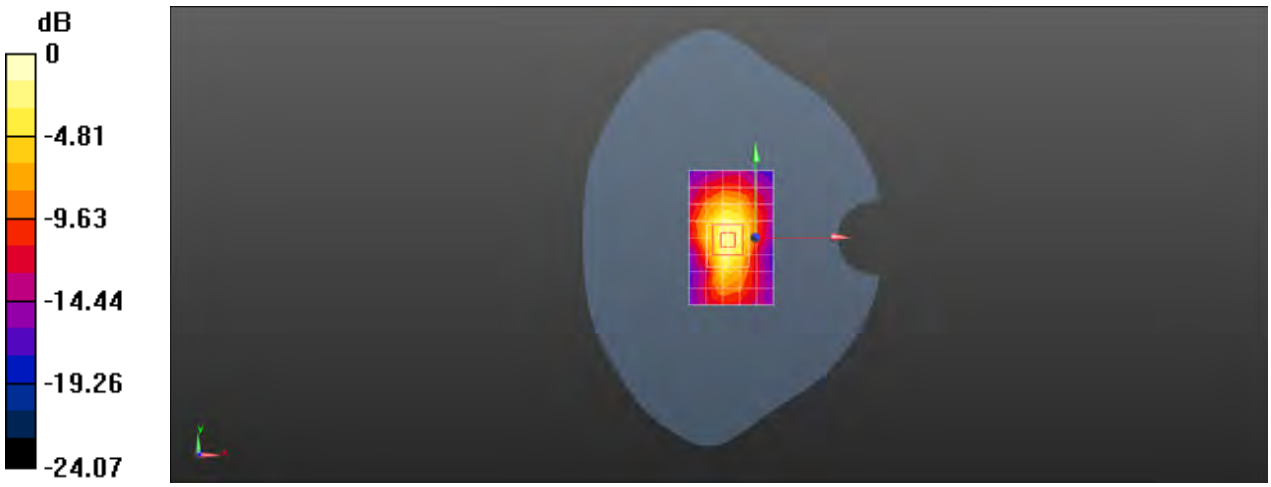

0 dB = 0.315 W/kg = -5.02 dBW/kg

Date: 2018-12-17

Test Laboratory: SGS-SAR Lab

CLT-L29 WiFi 802.11b 1CH Left tilted Ant1

DUT: CLT-L29; Type: Smart Phone; Serial: WCR0118409000054

Communication System: UID 0, WI-FI(2.4GHz) (0); Frequency: 2412 MHz;Duty Cycle: 1:1

Medium: HSL2450;Medium parameters used: f = 2412 MHz; σ = 1.761 S/m; ε_r = 40.293; ρ = 1000 kg/m^3
Phantom section: Left Section

DASY 5 Configuration:

- Probe: EX3DV4 - SN3962; ConvF(7.62, 7.62, 7.62); Calibrated: 2018-01-11;
- Sensor-Surface: 1.4mm (Mechanical Surface Detection), z = -2.0, 31.0
- Electronics: DAE4 Sn1428; Calibrated: 2018-01-17
- Phantom: SAM 3; Type: SAM; Serial: 1912
- DASY52 52.8.8(1222); SEMCAD X 14.6.10(7331)

Configuration/Head/Area Scan (10x17x1): Measurement grid: dx=12mm, dy=12mm
Maximum value of SAR (measured) = 0.798 W/kg

Configuration/Head/Zoom Scan (7x7x7)/Cube 0: Measurement grid: dx=5mm, dy=5mm, dz=5mm
Reference Value = 13.87 V/m; Power Drift = 0.07 dB
Peak SAR (extrapolated) = 1.28 W/kg
SAR(1 g) = 0.553 W/kg; SAR(10 g) = 0.253 W/kg
Maximum value of SAR (measured) = 1.01 W/kg

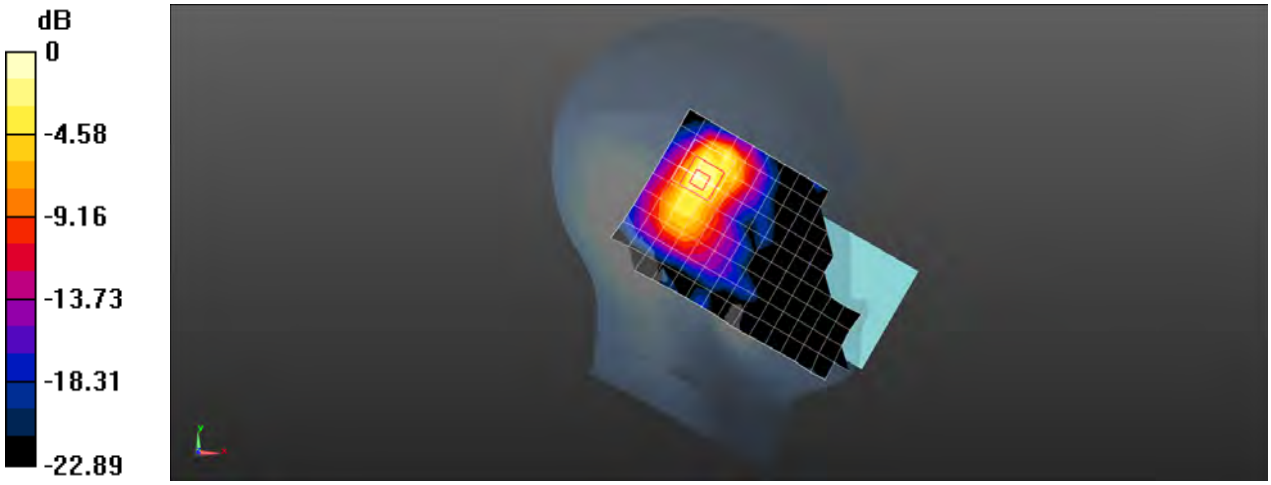

0 dB = 1.01 W/kg = 0.04 dBW/kg

Date: 2018-12-19

Test Laboratory: SGS-SAR Lab

CLT-L29 Wifi 802.11b 1CH Back side 15mm Ant1

DUT: CLT-L29; Type: Smart Phone; Serial: WCR0118409000098

Communication System: UID 0, WI-FI(2.4GHz) (0); Frequency: 2412 MHz;Duty Cycle: 1:1

Medium: MSL2450;Medium parameters used: f = 2412 MHz; σ = 1.945 S/m; ε_r = 50.544; ρ = 1000 kg/m^3
Phantom section: Flat Section

DASY 5 Configuration:

- Probe: EX3DV4 - SN3789; ConvF(7.15, 7.15, 7.15); Calibrated: 2018-02-08;
- Sensor-Surface: 1.4mm (Mechanical Surface Detection), z = -2.0, 31.0
- Electronics: DAE4 Sn896; Calibrated: 2018-11-08
- Phantom: SAM 2; Type: SAM; Serial: 1913
- DASY52 52.8.8(1222); SEMCAD X 14.6.10(7331)

Configuration/Body/Area Scan (9x16x1): Measurement grid: dx=12mm, dy=12mm
Maximum value of SAR (measured) = 0.206 W/kg

Configuration/Body/Zoom Scan (7x7x7)/Cube 0: Measurement grid: dx=5mm, dy=5mm, dz=5mm
Reference Value = 3.227 V/m; Power Drift = -0.07 dB
Peak SAR (extrapolated) = 0.264 W/kg
SAR(1 g) = 0.147 W/kg; SAR(10 g) = 0.085 W/kg
Maximum value of SAR (measured) = 0.220 W/kg

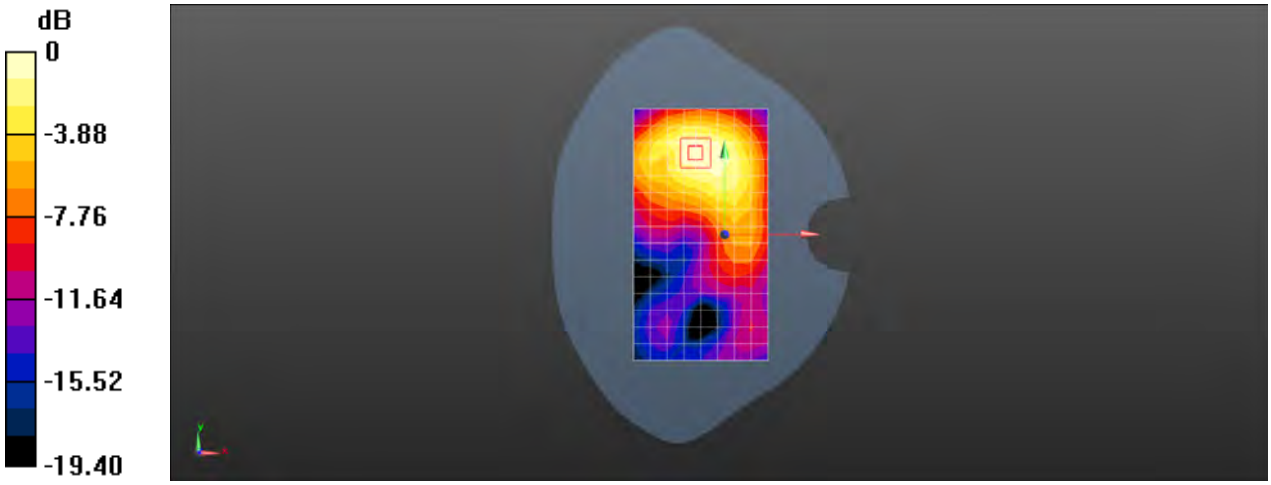

0 dB = 0.220 W/kg = -6.58 dBW/kg

Date: 2018-12-19

Test Laboratory: SGS-SAR Lab

CLT-L29 Wifi 802.11b 1CH Top side 10mm Ant1

DUT: CLT-L29; Type: Smart Phone; Serial: WCR0118409000098

Communication System: UID 0, WI-FI(2.4GHz) (0); Frequency: 2412 MHz;Duty Cycle: 1:1

Medium: MSL2450;Medium parameters used: f = 2412 MHz; σ = 1.945 S/m; ε_r = 50.544; ρ = 1000 kg/m^3
Phantom section: Flat Section

DASY 5 Configuration:

- Probe: EX3DV4 - SN3789; ConvF(7.15, 7.15, 7.15); Calibrated: 2018-02-08;
- Sensor-Surface: 1.4mm (Mechanical Surface Detection), z = -2.0, 31.0
- Electronics: DAE4 Sn896; Calibrated: 2018-11-08
- Phantom: SAM 2; Type: SAM; Serial: 1913
- DASY52 52.8.8(1222); SEMCAD X 14.6.10(7331)

Configuration/Body/Area Scan (6x11x1): Measurement grid: dx=12mm, dy=12mm
Maximum value of SAR (measured) = 0.840 W/kg

Configuration/Body/Zoom Scan (7x7x7)/Cube 0: Measurement grid: dx=5mm, dy=5mm, dz=5mm
Reference Value = 23.70 V/m; Power Drift = -0.17 dB
Peak SAR (extrapolated) = 1.16 W/kg
SAR(1 g) = 0.584 W/kg; SAR(10 g) = 0.303 W/kg
Maximum value of SAR (measured) = 0.955 W/kg

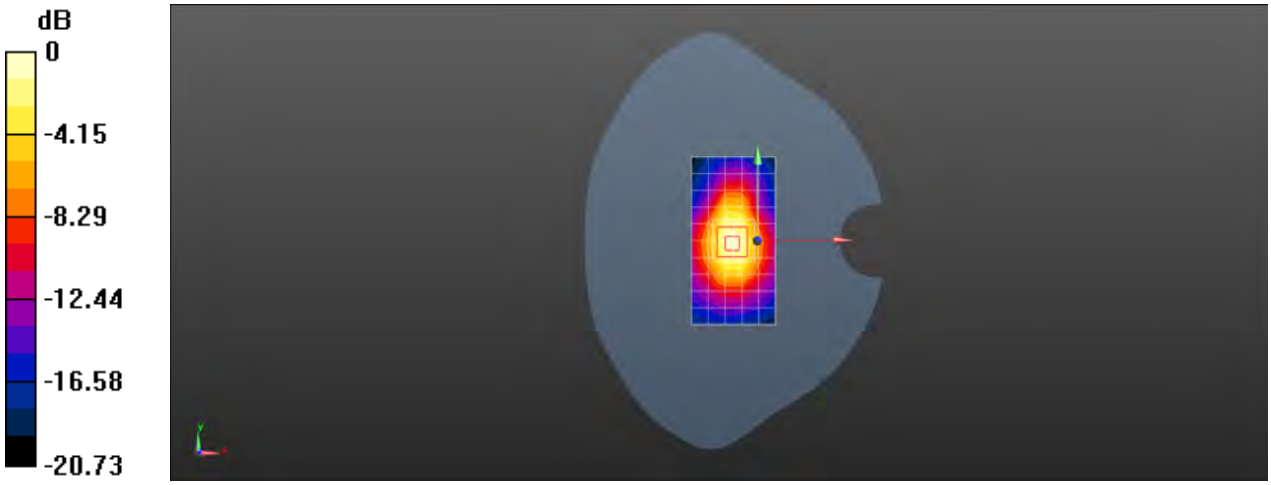

0 dB = 0.955 W/kg = -0.20 dBW/kg

Date: 2018-12-17

Test Laboratory: SGS-SAR Lab

CLT-L29 WiFi 802.11b 6CH Right cheek Ant2

DUT: CLT-L29; Type: Smart Phone; Serial: WCR0118409000054

Communication System: UID 0, WI-FI(2.4GHz) (0); Frequency: 2437 MHz;Duty Cycle: 1:1

Medium: HSL2450;Medium parameters used: f = 2437 MHz; σ = 1.79 S/m; ε_r = 40.255; ρ = 1000 kg/m^3
Phantom section: Right Section

DASY 5 Configuration:

- Probe: EX3DV4 - SN3962; ConvF(7.62, 7.62, 7.62); Calibrated: 2018-01-11;
- Sensor-Surface: 1.4mm (Mechanical Surface Detection), z = -2.0, 31.0
- Electronics: DAE4 Sn1428; Calibrated: 2018-01-17
- Phantom: SAM 3; Type: SAM; Serial: 1912
- DASY52 52.8.8(1222); SEMCAD X 14.6.10(7331)

Configuration/Head/Area Scan (10x16x1): Measurement grid: dx=12mm, dy=12mm
Maximum value of SAR (measured) = 0.147 W/kg

Configuration/Head/Zoom Scan (7x7x7)/Cube 0: Measurement grid: dx=5mm, dy=5mm, dz=5mm
Reference Value = 3.312 V/m; Power Drift = -0.11 dB
Peak SAR (extrapolated) = 0.293 W/kg
SAR(1 g) = 0.063 W/kg; SAR(10 g) = 0.023 W/kg
Maximum value of SAR (measured) = 0.141 W/kg



0 dB = 0.141 W/kg = -8.51 dBW/kg

Date: 2018-12-19

Test Laboratory: SGS-SAR Lab

CLT-L29 Wifi 802.11b 6CH Back side 15mm Ant2

DUT: CLT-L29; Type: Smart Phone; Serial: WCR0118409000098

Communication System: UID 0, WI-FI(2.4GHz) (0); Frequency: 2437 MHz;Duty Cycle: 1:1

Medium: MSL2450;Medium parameters used: f = 2437 MHz; σ = 1.972 S/m; ε_r = 50.511; ρ = 1000 kg/m^3
Phantom section: Flat Section

DASY 5 Configuration:

- Probe: EX3DV4 - SN3789; ConvF(7.15, 7.15, 7.15); Calibrated: 2018-02-08;
- Sensor-Surface: 1.4mm (Mechanical Surface Detection), z = -2.0, 31.0
- Electronics: DAE4 Sn896; Calibrated: 2018-11-08
- Phantom: SAM 2; Type: SAM; Serial: 1913
- DASY52 52.8.8(1222); SEMCAD X 14.6.10(7331)

Configuration/Body/Area Scan (9x16x1): Measurement grid: dx=12mm, dy=12mm
Maximum value of SAR (measured) = 0.168 W/kg

Configuration/Body/Zoom Scan (7x7x7)/Cube 0: Measurement grid: dx=5mm, dy=5mm, dz=5mm
Reference Value = 2.516 V/m; Power Drift = -0.03 dB
Peak SAR (extrapolated) = 0.241 W/kg
SAR(1 g) = 0.122 W/kg; SAR(10 g) = 0.058 W/kg
Maximum value of SAR (measured) = 0.193 W/kg

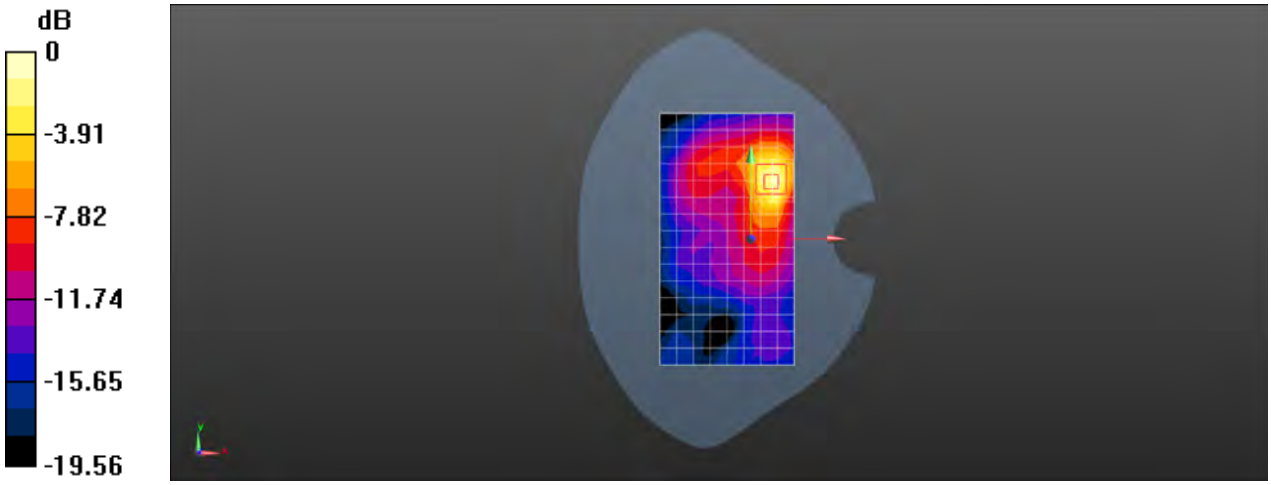

0 dB = 0.193 W/kg = -7.14 dBW/kg

Date: 2018-12-19

Test Laboratory: SGS-SAR Lab

CLT-L29 Wifi 802.11b 11CH Back side 10mm Ant2

DUT: CLT-L29; Type: Smart Phone; Serial: WCR0118409000098

Communication System: UID 0, WI-FI(2.4GHz) (0); Frequency: 2462 MHz;Duty Cycle: 1:1

Medium: MSL2450;Medium parameters used: f = 2462 MHz; σ = 1.998 S/m; ε_r = 50.452; ρ = 1000 kg/m^3
Phantom section: Flat Section

DASY 5 Configuration:

- Probe: EX3DV4 - SN3789; ConvF(7.15, 7.15, 7.15); Calibrated: 2018-02-08;
- Sensor-Surface: 1.4mm (Mechanical Surface Detection), z = -2.0, 31.0
- Electronics: DAE4 Sn896; Calibrated: 2018-11-08
- Phantom: SAM 2; Type: SAM; Serial: 1913
- DASY52 52.8.8(1222); SEMCAD X 14.6.10(7331)

Configuration/Body/Area Scan (9x16x1): Measurement grid: dx=12mm, dy=12mm
Maximum value of SAR (measured) = 0.328 W/kg

Configuration/Body/Zoom Scan (7x7x7)/Cube 0: Measurement grid: dx=5mm, dy=5mm, dz=5mm
Reference Value = 3.221 V/m; Power Drift = -0.01 dB
Peak SAR (extrapolated) = 0.605 W/kg
SAR(1 g) = 0.263 W/kg; SAR(10 g) = 0.109 W/kg
Maximum value of SAR (measured) = 0.479 W/kg

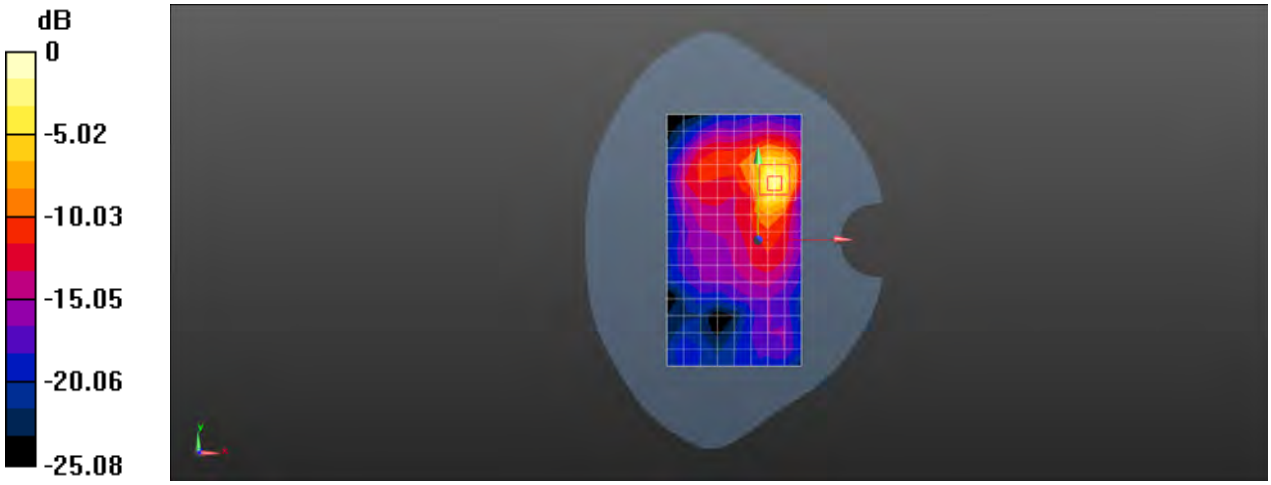

0 dB = 0.479 W/kg = -3.20 dBW/kg

Date: 2018-12-18

Test Laboratory: SGS-SAR Lab

CLT-L29 Wifi 802.11ac 80M 138CH Left tilted Ant1

DUT: CLT-L29; Type: Smart Phone; Serial: WCR0118409000076

Communication System: UID 0, WI-FI(5GHz) (0); Frequency: 5690 MHz;Duty Cycle: 1:1

Medium: HSL5G;Medium parameters used: f = 5690 MHz; σ = 5.167 S/m; ε_r = 34.827; ρ = 1000 kg/m^3
Phantom section: Left Section

DASY 5 Configuration:

- Probe: EX3DV4 - SN3962; ConvF(4.89, 4.89, 4.89); Calibrated: 2018-01-11;
- Sensor-Surface: 1.4mm (Mechanical Surface Detection), z = -2.0, 23.0
- Electronics: DAE4 Sn1428; Calibrated: 2018-01-17
- Phantom: SAM 3; Type: SAM; Serial: 1912
- DASY52 52.8.8(1222); SEMCAD X 14.6.10(7331)

Configuration/Head/Area Scan (10x20x1): Measurement grid: dx=10mm, dy=10mm
Maximum value of SAR (measured) = 0.477 W/kg

Configuration/Head/Zoom Scan (7x7x12)/Cube 0: Measurement grid: dx=4mm, dy=4mm, dz=2mm
Reference Value = 2.585 V/m; Power Drift = -0.03 dB
Peak SAR (extrapolated) = 1.87 W/kg
SAR(1 g) = 0.255 W/kg; SAR(10 g) = 0.062 W/kg
Maximum value of SAR (measured) = 0.799 W/kg

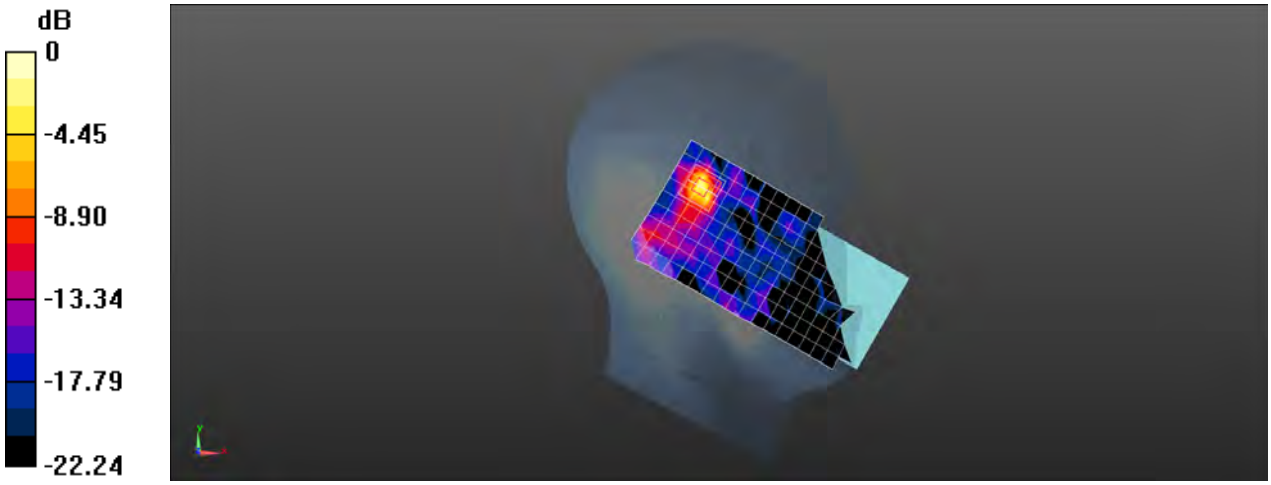

0 dB = 0.799 W/kg = -0.97 dBW/kg

Date: 2018-12-19

Test Laboratory: SGS-SAR Lab

CLT-L29 Wifi 802.11a 136CH Back side 15mm Ant1

DUT: CLT-L29; Type: Smart Phone; Serial: WCR0118409000076

Communication System: UID 0, WI-FI(5GHz) (0); Frequency: 5680 MHz;Duty Cycle: 1:1

Medium: MSL5GHz;Medium parameters used: f = 5680 MHz; σ = 5.879 S/m; ε_r = 47.209; ρ = 1000 kg/m^3
Phantom section: Flat Section

DASY 5 Configuration:

- Probe: EX3DV4 - SN3962; ConvF(4.45, 4.45, 4.45); Calibrated: 2018-01-11;
- Sensor-Surface: 1.4mm (Mechanical Surface Detection), z = -2.0, 23.0
- Electronics: DAE4 Sn1428; Calibrated: 2018-01-17
- Phantom: SAM 3; Type: SAM; Serial: 1912
- DASY52 52.8.8(1222); SEMCAD X 14.6.10(7331)

Configuration/Body/Area Scan (10x19x1): Measurement grid: dx=10mm, dy=10mm
Maximum value of SAR (measured) = 0.332 W/kg

Configuration/Body/Zoom Scan (7x7x12)/Cube 0: Measurement grid: dx=4mm, dy=4mm, dz=2mm
Reference Value = 2.675 V/m; Power Drift = -0.02 dB
Peak SAR (extrapolated) = 0.907 W/kg
SAR(1 g) = 0.162 W/kg; SAR(10 g) = 0.064 W/kg
Maximum value of SAR (measured) = 0.349 W/kg

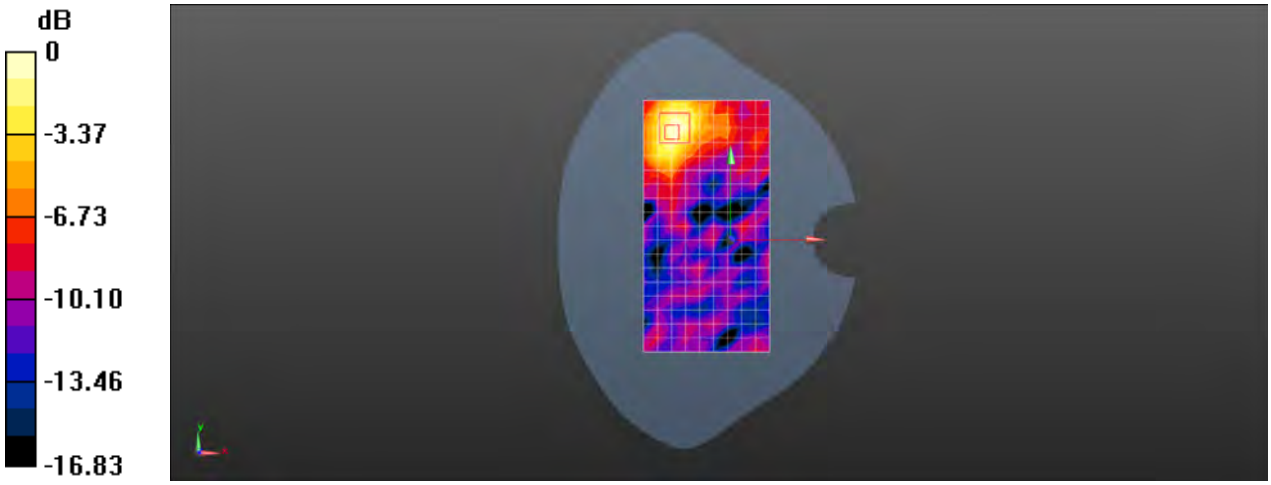

0 dB = 0.349 W/kg = -4.57 dBW/kg

Date: 2018-12-19

Test Laboratory: SGS-SAR Lab

CLT-L29 Wifi 802.11a 149CH Top side 10mm Ant1

DUT: CLT-L29; Type: Smart Phone; Serial: WCR0118409000076

Communication System: UID 0, WI-FI(5GHz) (0); Frequency: 5745 MHz;Duty Cycle: 1:1

Medium: MSL5GHz;Medium parameters used: f = 5745 MHz; σ = 5.988 S/m; ε_r = 47.02; ρ = 1000 kg/m^3
Phantom section: Flat Section

DASY 5 Configuration:

- Probe: EX3DV4 - SN3962; ConvF(4.59, 4.59, 4.59); Calibrated: 2018-01-11;
- Sensor-Surface: 1.4mm (Mechanical Surface Detection), z = -2.0, 23.0
- Electronics: DAE4 Sn1428; Calibrated: 2018-01-17
- Phantom: SAM 3; Type: SAM; Serial: 1912
- DASY52 52.8.8(1222); SEMCAD X 14.6.10(7331)

Configuration/Body/Area Scan (7x10x1): Measurement grid: dx=10mm, dy=10mm
Maximum value of SAR (measured) = 0.643 W/kg

Configuration/Body/Zoom Scan (7x7x12)/Cube 0: Measurement grid: dx=4mm, dy=4mm, dz=2mm
Reference Value = 5.033 V/m; Power Drift = -0.04 dB
Peak SAR (extrapolated) = 1.39 W/kg
SAR(1 g) = 0.342 W/kg; SAR(10 g) = 0.121 W/kg
Maximum value of SAR (measured) = 0.806 W/kg

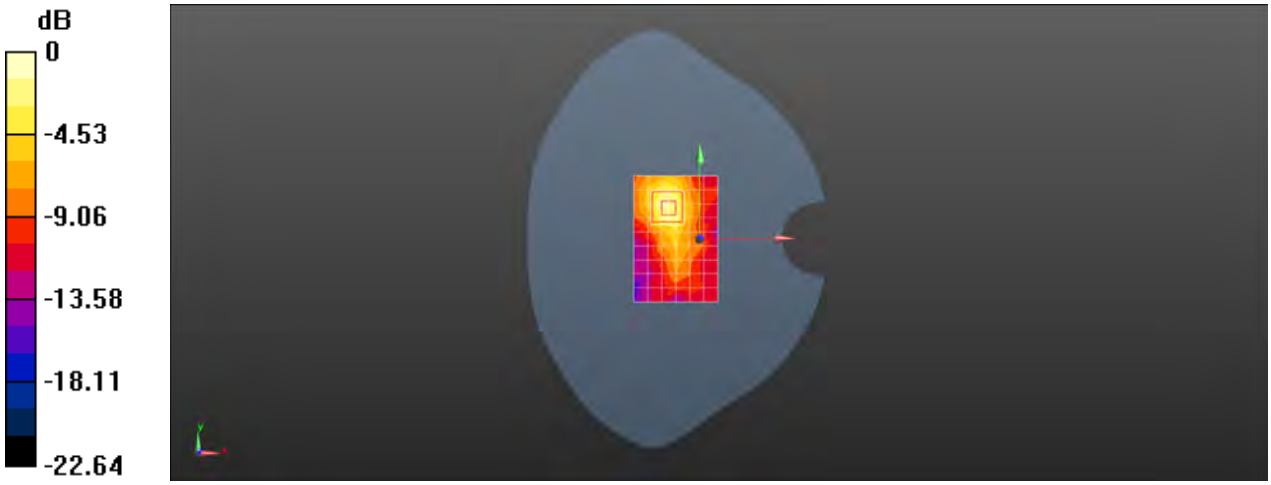

0 dB = 0.806 W/kg = -0.94 dBW/kg

Date: 2018-12-19

Test Laboratory: SGS-SAR Lab

CLT-L29 Wifi 802.11a 136CH Top side 0mm Ant1

DUT: CLT-L29; Type: Smart Phone; Serial: WCR0118409000076

Communication System: UID 0, WI-FI(5GHz) (0); Frequency: 5680 MHz;Duty Cycle: 1:1

Medium: MSL5GHz;Medium parameters used: f = 5680 MHz; σ = 5.879 S/m; ε_r = 47.209; ρ = 1000 kg/m^3
Phantom section: Flat Section

DASY 5 Configuration:

- Probe: EX3DV4 - SN3962; ConvF(4.45, 4.45, 4.45); Calibrated: 2018-01-11;
- Sensor-Surface: 1.4mm (Mechanical Surface Detection), z = -2.0, 23.0
- Electronics: DAE4 Sn1428; Calibrated: 2018-01-17
- Phantom: SAM 3; Type: SAM; Serial: 1912
- DASY52 52.8.8(1222); SEMCAD X 14.6.10(7331)

Configuration/Body/Area Scan (7x10x1): Measurement grid: dx=10mm, dy=10mm
Maximum value of SAR (measured) = 14.1 W/kg

Configuration/Body/Zoom Scan (7x7x12)/Cube 0: Measurement grid: dx=4mm, dy=4mm, dz=2mm
Reference Value = 13.48 V/m; Power Drift = 0.14 dB
Peak SAR (extrapolated) = 33.2 W/kg
SAR(1 g) = 4.3 W/kg; SAR(10 g) = 0.895 W/kg
Maximum value of SAR (measured) = 15.2 W/kg

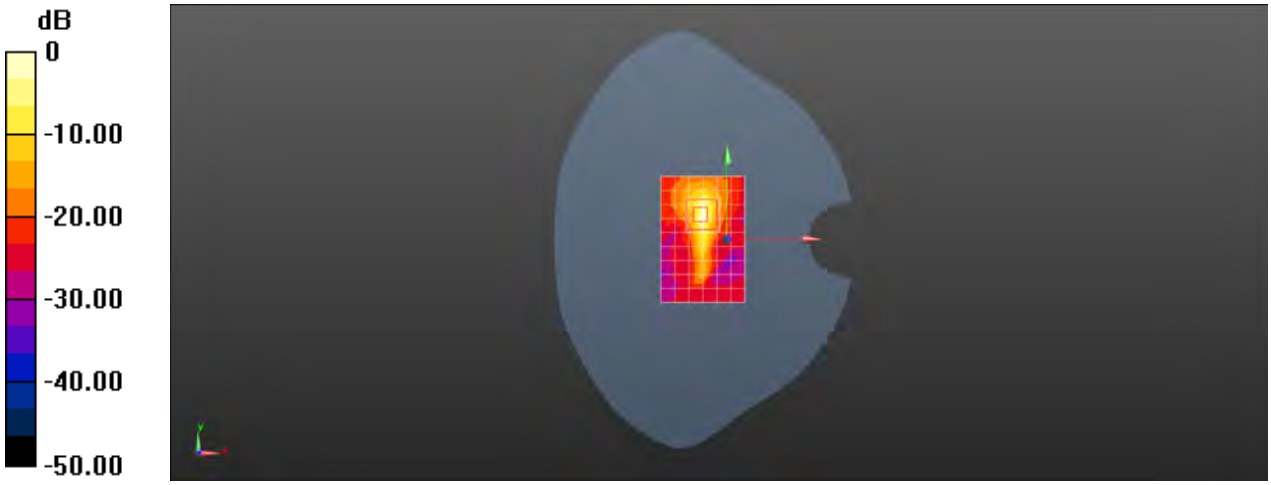

0 dB = 15.2 W/kg = 11.82 dBW/kg

Date: 2018-12-18

Test Laboratory: SGS-SAR Lab

CLT-L29 Wifi 802.11n 40M 134CH Right cheek Ant2

DUT: CLT-L29; Type: Smart Phone; Serial: WCR0118409000076

Communication System: UID 0, WI-FI(5GHz) (0); Frequency: 5670 MHz;Duty Cycle: 1:1

Medium: HSL5G;Medium parameters used: f = 5670 MHz; σ = 5.21 S/m; ε_r = 34.874; ρ = 1000 kg/m^3
Phantom section: Right Section

DASY 5 Configuration:

- Probe: EX3DV4 - SN3962; ConvF(4.89, 4.89, 4.89); Calibrated: 2018-01-11;
- Sensor-Surface: 1.4mm (Mechanical Surface Detection), z = -2.0, 23.0
- Electronics: DAE4 Sn1428; Calibrated: 2018-01-17
- Phantom: SAM 3; Type: SAM; Serial: 1912
- DASY52 52.8.8(1222); SEMCAD X 14.6.10(7331)

Configuration/Head/Area Scan (10x20x1): Measurement grid: dx=10mm, dy=10mm
Maximum value of SAR (measured) = 0.410 W/kg

Configuration/Head/Zoom Scan (7x7x12)/Cube 0: Measurement grid: dx=4mm, dy=4mm, dz=2mm
Reference Value = 2.566 V/m; Power Drift = 0.07 dB
Peak SAR (extrapolated) = 5.77 W/kg
SAR(1 g) = 0.186 W/kg; SAR(10 g) = 0.047 W/kg
Maximum value of SAR (measured) = 5.77 W/kg



0 dB = 5.77 W/kg = 7.61 dBW/kg

Date: 2018-12-19

Test Laboratory: SGS-SAR Lab

CLT-L29 Wifi 802.11a 132CH Front side 15mm Ant2

DUT: CLT-L29; Type: Smart Phone; Serial: WCR0118409000076

Communication System: UID 0, WI-FI(5GHz) (0); Frequency: 5660 MHz;Duty Cycle: 1:1

Medium: MSL5GHz;Medium parameters used: f = 5660 MHz; σ = 5.927 S/m; ε_r = 47.419; ρ = 1000 kg/m^3
Phantom section: Flat Section

DASY 5 Configuration:

- Probe: EX3DV4 - SN3962; ConvF(4.45, 4.45, 4.45); Calibrated: 2018-01-11;
- Sensor-Surface: 1.4mm (Mechanical Surface Detection), z = -2.0, 23.0
- Electronics: DAE4 Sn1428; Calibrated: 2018-01-17
- Phantom: SAM 3; Type: SAM; Serial: 1912
- DASY52 52.8.8(1222); SEMCAD X 14.6.10(7331)

Configuration/Body/Area Scan (10x19x1): Measurement grid: dx=10mm, dy=10mm
Maximum value of SAR (measured) = 0.101 W/kg

Configuration/Body/Zoom Scan (7x7x12)/Cube 0: Measurement grid: dx=4mm, dy=4mm, dz=2mm
Reference Value = 3.038 V/m; Power Drift = -0.09 dB
Peak SAR (extrapolated) = 0.322 W/kg
SAR(1 g) = 0.038 W/kg; SAR(10 g) = 0.023 W/kg
Maximum value of SAR (measured) = 0.119 W/kg

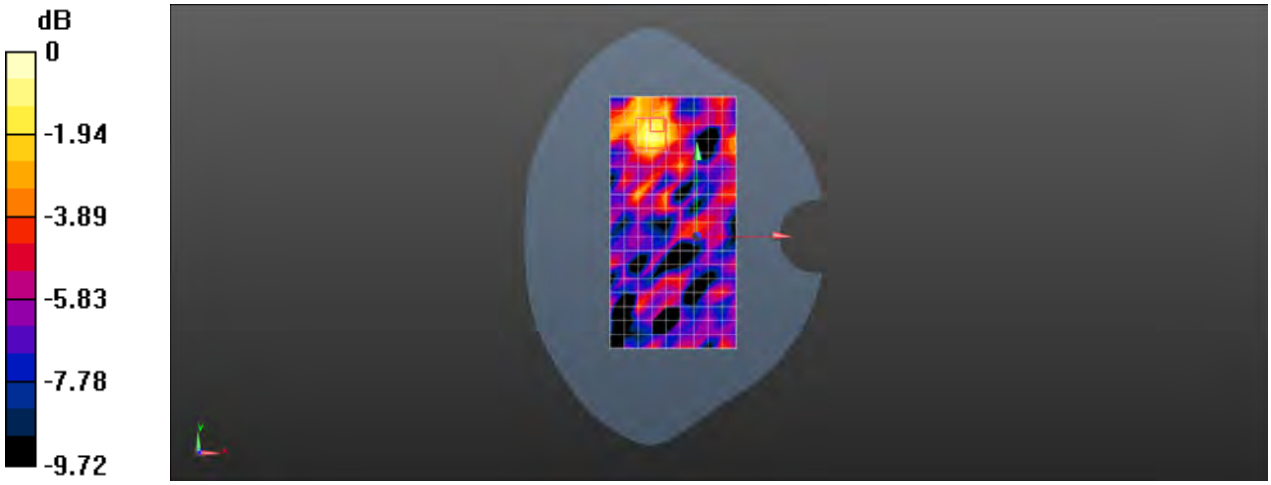

0 dB = 0.119 W/kg = -9.24 dBW/kg

Date: 2018-12-19

Test Laboratory: SGS-SAR Lab

CLT-L29 Wifi 802.11a 149CH Front side 10mm Ant2

DUT: CLT-L29; Type: Smart Phone; Serial: WCR0118409000076

Communication System: UID 0, WI-FI(5GHz) (0); Frequency: 5745 MHz;Duty Cycle: 1:1

Medium: MSL5000;Medium parameters used: f = 5745 MHz; σ = 5.988 S/m; ε_r = 47.02; ρ = 1000 kg/m^3
Phantom section: Flat Section

DASY 5 Configuration:

- Probe: EX3DV4 - SN3962; ConvF(4.59, 4.59, 4.59); Calibrated: 2018-01-11;
- Sensor-Surface: 1.4mm (Mechanical Surface Detection), z = -2.0, 23.0
- Electronics: DAE4 Sn1428; Calibrated: 2018-01-17
- Phantom: SAM 3; Type: SAM; Serial: 1912
- DASY52 52.8.8(1222); SEMCAD X 14.6.10(7331)

Configuration/Body/Area Scan (10x19x1): Measurement grid: dx=10mm, dy=10mm
Maximum value of SAR (measured) = 0.166 W/kg

Configuration/Body/Zoom Scan (7x7x12)/Cube 0: Measurement grid: dx=4mm, dy=4mm, dz=2mm
Reference Value = 2.799 V/m; Power Drift = -0.01 dB
Peak SAR (extrapolated) = 0.398 W/kg
SAR(1 g) = 0.058 W/kg; SAR(10 g) = 0.029 W/kg
Maximum value of SAR (measured) = 0.157 W/kg

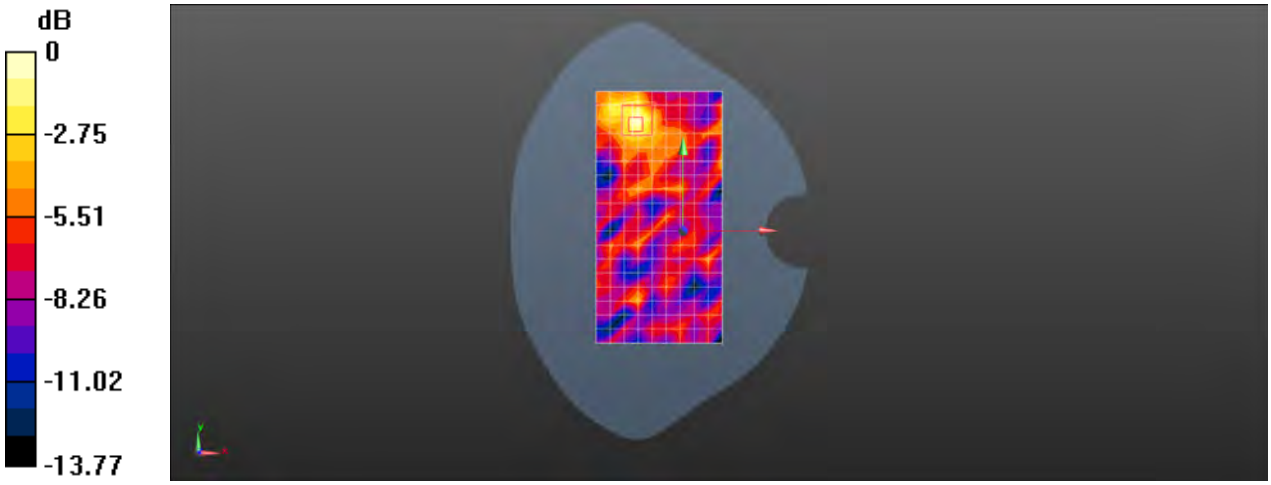

0 dB = 0.157 W/kg = -8.04 dBW/kg

Date: 2018-12-19

Test Laboratory: SGS-SAR Lab

CLT-L29 Wifi 802.11a 132CH Front side 0mm Ant2

DUT: CLT-L29; Type: Smart Phone; Serial: WCR0118409000076

Communication System: UID 0, WI-FI(5GHz) (0); Frequency: 5660 MHz;Duty Cycle: 1:1

Medium: MSL5GHz;Medium parameters used: f = 5660 MHz; σ = 5.927 S/m; ε_r = 47.419; ρ = 1000 kg/m^3
Phantom section: Flat Section

DASY 5 Configuration:

- Probe: EX3DV4 - SN3962; ConvF(4.45, 4.45, 4.45); Calibrated: 2018-01-11;
- Sensor-Surface: 1.4mm (Mechanical Surface Detection), z = -2.0, 23.0
- Electronics: DAE4 Sn1428; Calibrated: 2018-01-17
- Phantom: SAM 3; Type: SAM; Serial: 1912
- DASY52 52.8.8(1222); SEMCAD X 14.6.10(7331)

Configuration/Body/Area Scan (10x19x1): Measurement grid: dx=10mm, dy=10mm
Maximum value of SAR (measured) = 1.90 W/kg

Configuration/Body/Zoom Scan (7x7x12)/Cube 0: Measurement grid: dx=4mm, dy=4mm, dz=2mm
Reference Value = 3.275 V/m; Power Drift = -0.03 dB
Peak SAR (extrapolated) = 3.70 W/kg
SAR(1 g) = 0.710 W/kg; SAR(10 g) = 0.221 W/kg
Maximum value of SAR (measured) = 2.04 W/kg

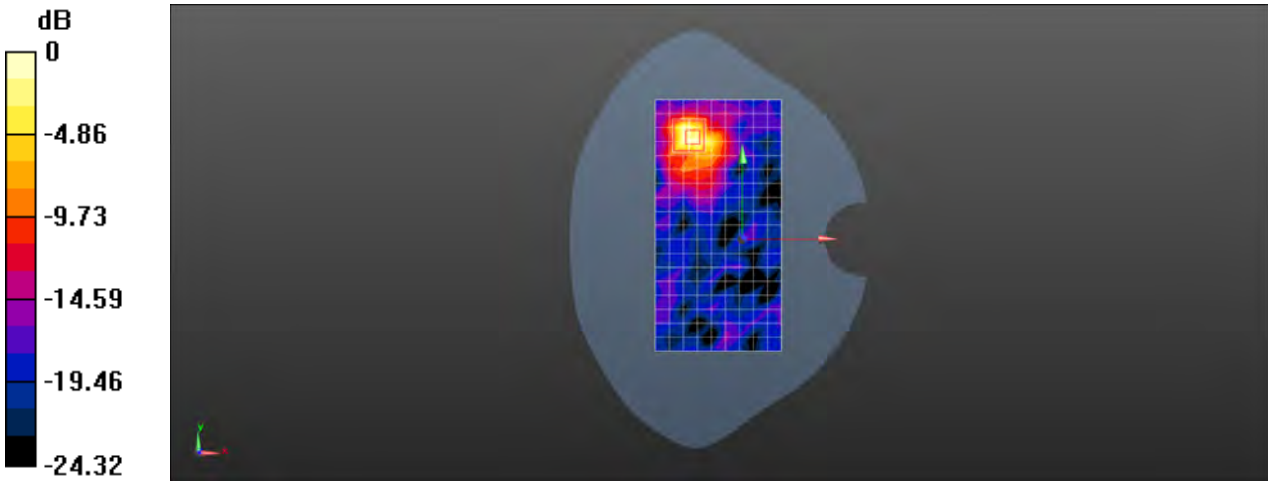

0 dB = 2.04 W/kg = 3.10 dBW/kg

Date: 2018-12-17

Test Laboratory: SGS-SAR Lab

CLT-L29 Bluetooth DH5 58CH Left cheek

DUT: CLT-L29; Type: Smart Phone; Serial: WCR0118409000054

Communication System: UID 0, Bluetooth (0); Frequency: 2460 MHz;Duty Cycle: 1:1

Medium: HSL2450;Medium parameters used: f = 2460 MHz; σ = 1.814 S/m; ε_r = 40.2; ρ = 1000 kg/m^3
Phantom section: Left Section

DASY 5 Configuration:

- Probe: EX3DV4 - SN3962; ConvF(7.62, 7.62, 7.62); Calibrated: 2018-01-11;
- Sensor-Surface: 1.4mm (Mechanical Surface Detection), z = -2.0, 31.0
- Electronics: DAE4 Sn1428; Calibrated: 2018-01-17
- Phantom: SAM 3; Type: SAM; Serial: 1912
- DASY52 52.8.8(1222); SEMCAD X 14.6.10(7331)

Configuration/Head/Area Scan (10x16x1): Measurement grid: dx=12mm, dy=12mm
Maximum value of SAR (measured) = 0.201 W/kg

Configuration/Head/Zoom Scan (7x7x7)/Cube 0: Measurement grid: dx=5mm, dy=5mm, dz=5mm
Reference Value = 5.822 V/m; Power Drift = 0.08 dB
Peak SAR (extrapolated) = 0.369 W/kg
SAR(1 g) = 0.108 W/kg; SAR(10 g) = 0.045 W/kg
Maximum value of SAR (measured) = 0.208 W/kg

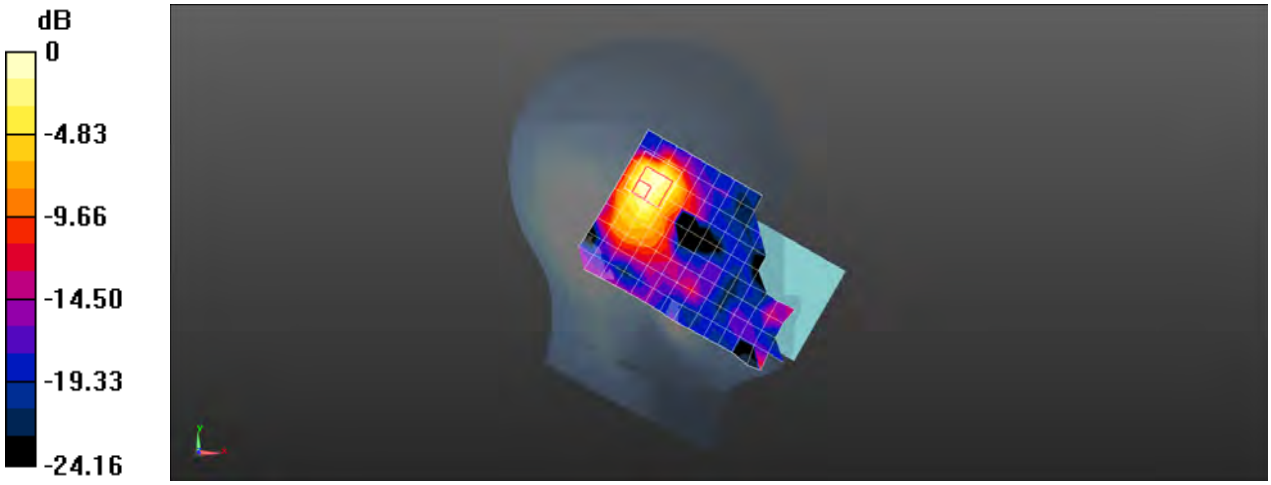

0 dB = 0.208 W/kg = -6.82 dBW/kg

Date: 2018-12-17

Test Laboratory: SGS-SAR Lab

CLT-29 Bluetooth DH5 11CH Back side 15mm

DUT: CLT-L29; Type: Smart Phone; Serial: WCR0118409000098

Communication System: UID 0, Bluetooth (0); Frequency: 2413 MHz;Duty Cycle: 1:1

Medium: MSL2450;Medium parameters used: f = 2413 MHz; σ = 1.945 S/m; ε_r = 50.543; ρ = 1000 kg/m^3
Phantom section: Flat Section

DASY 5 Configuration:

- Probe: EX3DV4 - SN3789; ConvF(7.15, 7.15, 7.15); Calibrated: 2018-02-08;
- Sensor-Surface: 1.4mm (Mechanical Surface Detection), z = -2.0, 31.0
- Electronics: DAE4 Sn896; Calibrated: 2018-11-08
- Phantom: SAM 2; Type: SAM; Serial: 1913
- DASY52 52.8.8(1222); SEMCAD X 14.6.10(7331)

Configuration/Body/Area Scan (9x16x1): Measurement grid: dx=12mm, dy=12mm
Maximum value of SAR (measured) = 0.0142 W/kg

Configuration/Body/Zoom Scan (7x7x7)/Cube 0: Measurement grid: dx=5mm, dy=5mm, dz=5mm
Reference Value = 0.9890 V/m; Power Drift = -0.01 dB
Peak SAR (extrapolated) = 0.0210 W/kg
SAR(1 g) = 0.011 W/kg; SAR(10 g) = 0.00653 W/kg
Maximum value of SAR (measured) = 0.0169 W/kg

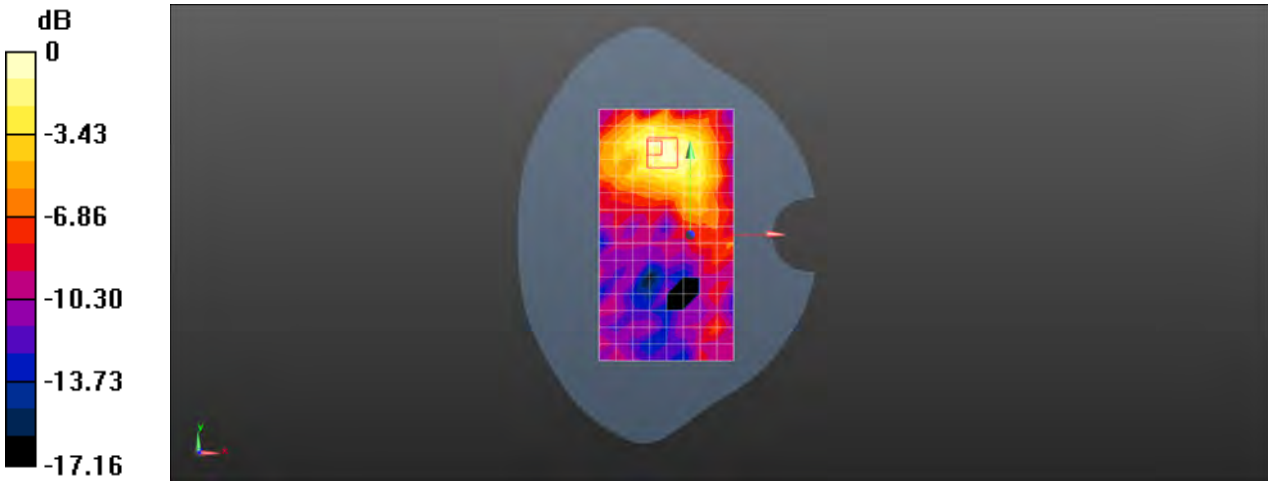

0 dB = 0.0169 W/kg = -17.72 dBW/kg

Date: 2018-12-17

Test Laboratory: SGS-SAR Lab

CLT-29 Bluetooth DH5 39CH Top side 10mm

DUT: CLT-L29; Type: Smart Phone; Serial: WCR0118409000098

Communication System: UID 0, Bluetooth (0); Frequency: 2441 MHz;Duty Cycle: 1:1

Medium: MSL2450;Medium parameters used: f = 2441 MHz; σ = 1.976 S/m; ε_r = 50.502; ρ = 1000 kg/m^3
Phantom section: Flat Section

DASY 5 Configuration:

- Probe: EX3DV4 - SN3789; ConvF(7.15, 7.15, 7.15); Calibrated: 2018-02-08;
- Sensor-Surface: 1.4mm (Mechanical Surface Detection), z = -2.0, 31.0
- Electronics: DAE4 Sn896; Calibrated: 2018-11-08
- Phantom: SAM 2; Type: SAM; Serial: 1913
- DASY52 52.8.8(1222); SEMCAD X 14.6.10(7331)

Configuration/Body/Area Scan (6x11x1): Measurement grid: dx=12mm, dy=12mm
Maximum value of SAR (measured) = 0.0495 W/kg

Configuration/Body/Zoom Scan (7x7x7)/Cube 0: Measurement grid: dx=5mm, dy=5mm, dz=5mm
Reference Value = 5.785 V/m; Power Drift = -0.05 dB
Peak SAR (extrapolated) = 0.0720 W/kg
SAR(1 g) = 0.039 W/kg; SAR(10 g) = 0.020 W/kg
Maximum value of SAR (measured) = 0.0587 W/kg

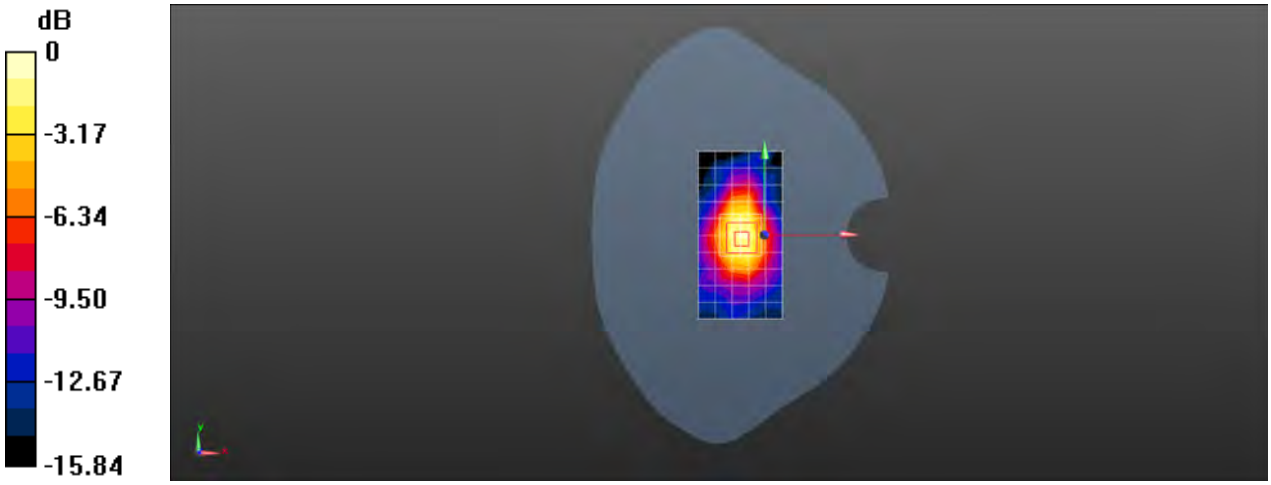

0 dB = 0.0587 W/kg = -12.31 dBW/kg