ANNEX L: The EUT Appearances and Test Configuration



Front Side

Back Side

a: EUT

Earphone1

Earphone2

b.Earphone

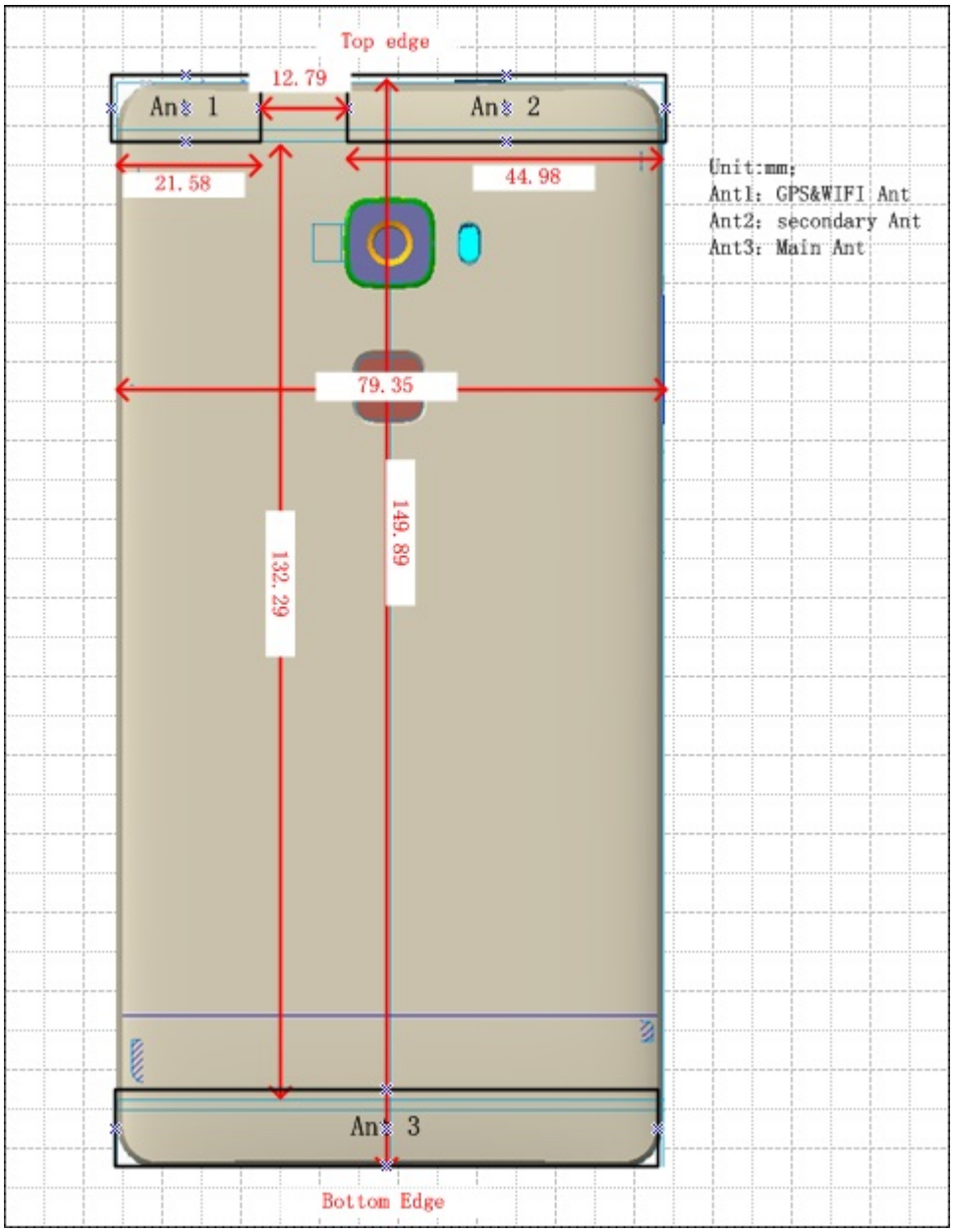

c: Antenna

Picture 13: Constituents of EUT



Picture 14: Left Hand Touch Cheek Position



Picture 15: Left Hand Tilt 15 Degree Position



Picture 16: Right Hand Touch Cheek Position



Picture 17: Right Hand Tilt 15 Degree Position



Picture 18: Back Side, the distance from handset to the bottom of the Phantom is 15mm



Picture 19: Front Side, the distance from handset to the bottom of the Phantom is 15mm

Picture 20: Back Side, the distance from handset to the bottom of the Phantom is 10mm



Picture 21: Front Side, the distance from handset to the bottom of the Phantom is 10mm



Picture 22: Left Side, the distance from handset to the bottom of the Phantom is 10mm



Picture 23: Right Side, the distance from handset to the bottom of the Phantom is 10mm



Picture 24: Top Side, the distance from handset to the bottom of the Phantom is 10mm



Picture 25: Bottom Side, the distance from handset to the bottom of the Phantom is 10mm