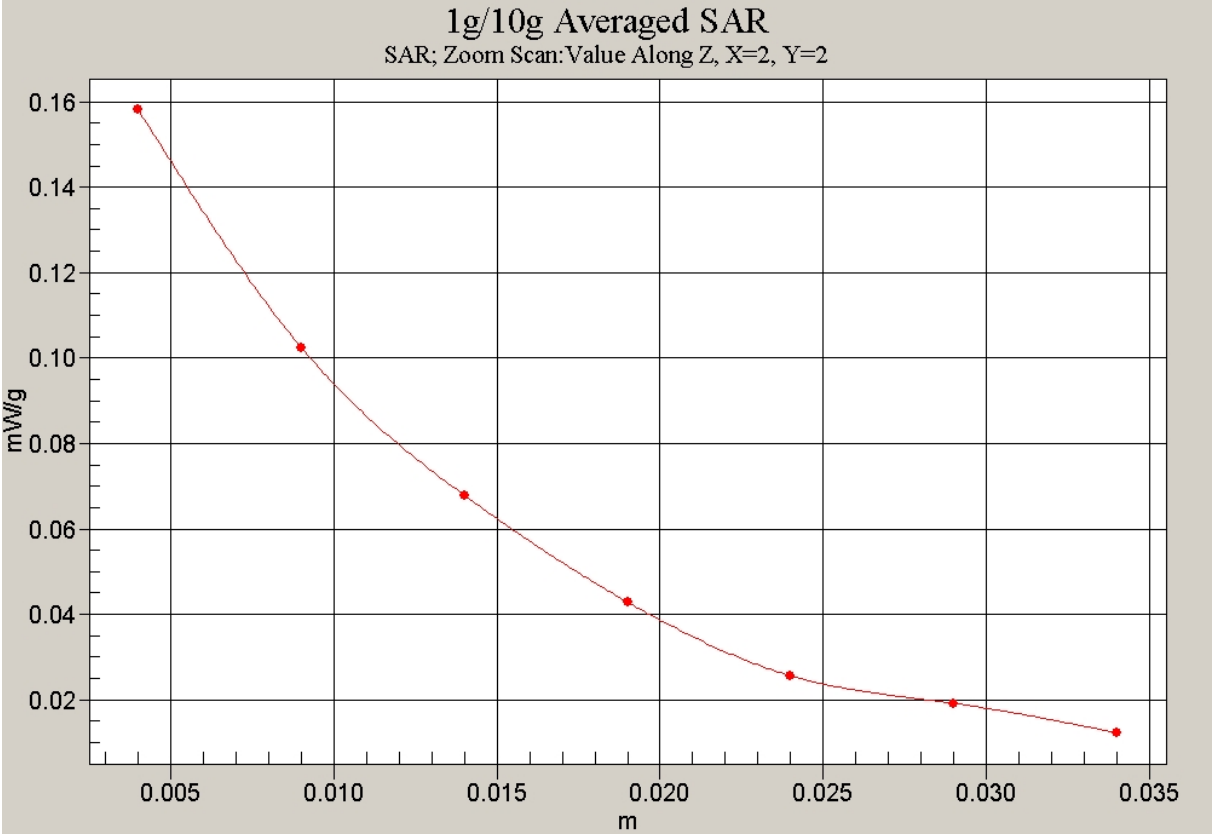

Fig.16 Z-Scan at power reference point (PCS 1900-EGPRS CH661 Test Position 3)

1900 EGPRS Test Position 4 with IBM Laptop

Electronics: DAE3 Sn536

Communication System: GSM 1900MHz GPRS Frequency: 1880 MHz Duty Cycle: 1:4

Probe: ET3DV6 - SN1736 ConvF(4.88, 4.88, 4.88)

Test Position 4/Area Scan (71x91x1): Measurement grid: dx=10mm, dy=10mm

Maximum value of SAR (interpolated) = 0.226 mW/g

Test Position 4/Zoom Scan (7x7x7)/Cube 0: Measurement grid: dx=5mm, dy=5mm, dz=5mm

Reference Value = 9.42 V/m; Power Drift = -0.021 dB

Peak SAR (extrapolated) = 0.332 W/kg

SAR(1 g) = 0.209 mW/g; SAR(10 g) = 0.133 mW/g

Maximum value of SAR (measured) = 0.224 mW/g

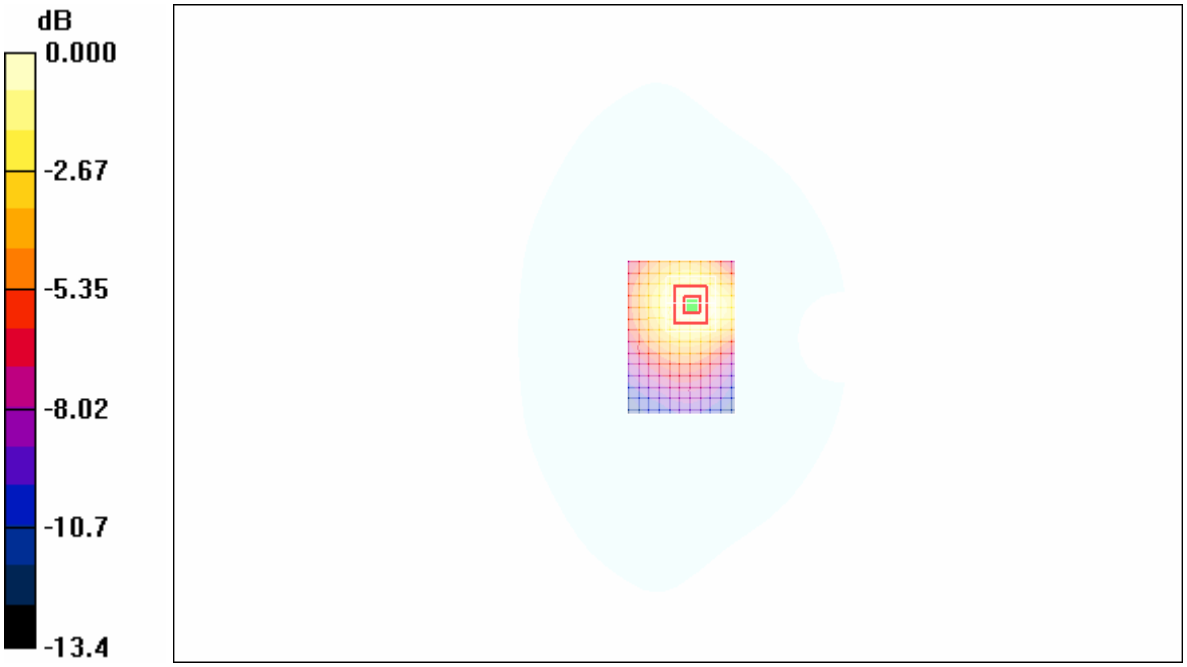

0 dB = 0.224mW/g

Fig. 17 PCS 1900-EGPRS CH661 Test Position 4

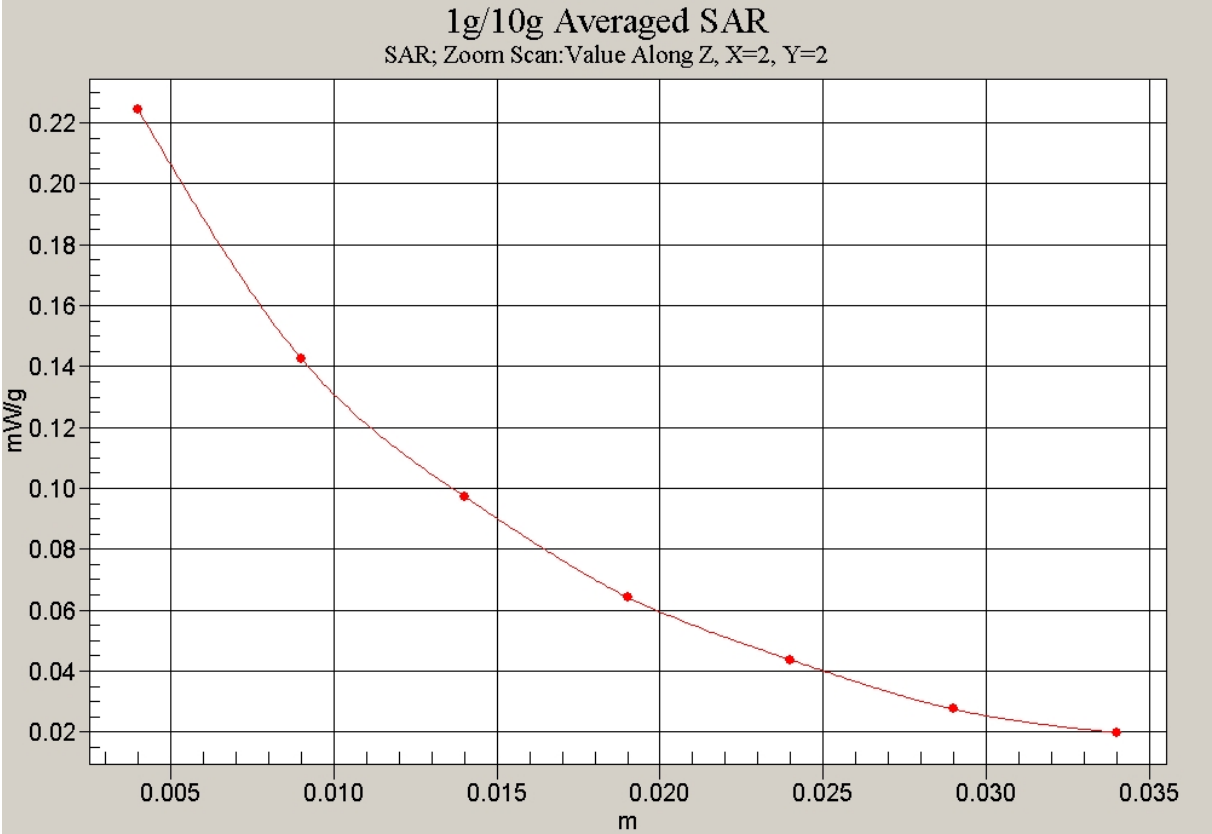

Fig.18 Z-Scan at power reference point (PCS 1900-EGPRS CH661 Test Position 4)

1900 EGPRS Test Position 5 with IBM Laptop

Electronics: DAE3 Sn536

Communication System: GSM 1900MHz GPRS Frequency: 1880 MHz Duty Cycle: 1:4

Probe: ET3DV6 - SN1736 ConvF(4.88, 4.88, 4.88)

Test Position 5/Area Scan (71x91x1): Measurement grid: dx=10mm, dy=10mm

Maximum value of SAR (interpolated) = 0.084 mW/g

Test Position 5/Zoom Scan (7x7x7)/Cube 0: Measurement grid: dx=5mm, dy=5mm, dz=5mm

Reference Value = 6.94 V/m; Power Drift = 0.164 dB

Peak SAR (extrapolated) = 0.130 W/kg

SAR(1 g) = 0.080 mW/g; SAR(10 g) = 0.051 mW/g

Maximum value of SAR (measured) = 0.084 mW/g

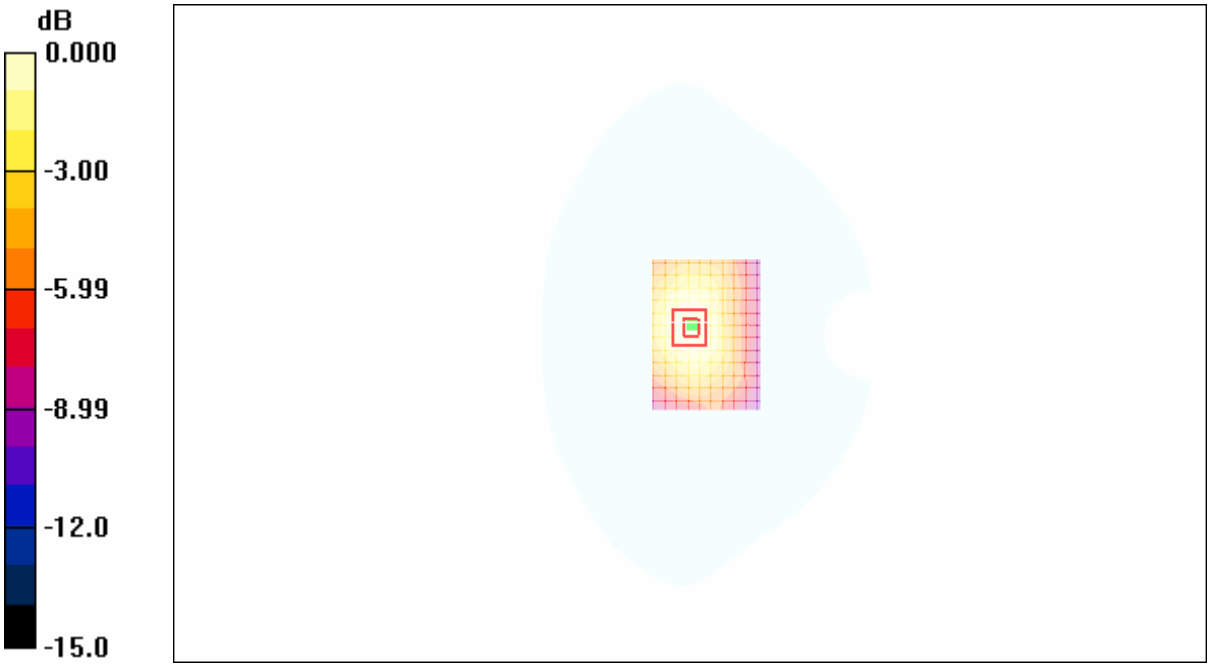

0 dB = 0.084mW/g

Fig.19 PCS 1900-EGPRS CH661 Test Position 5

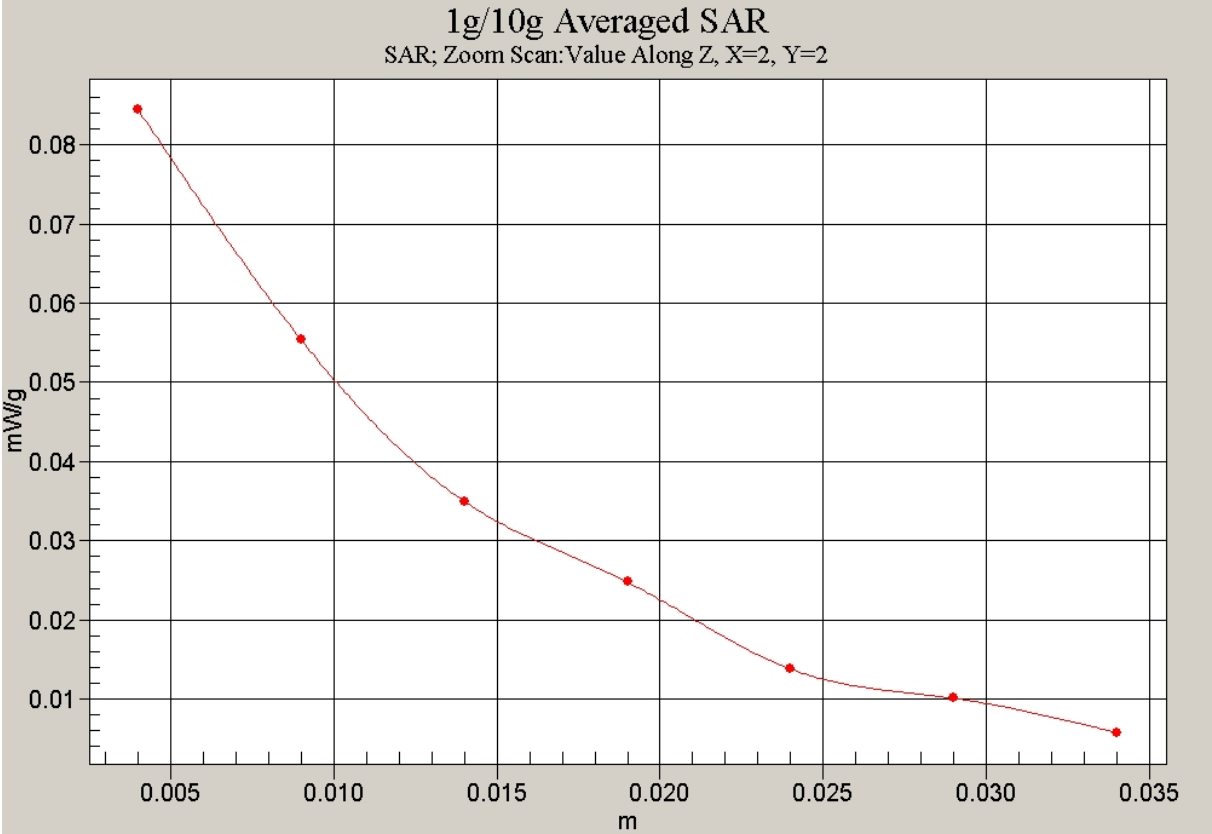

Fig.20 Z-Scan at power reference point (PCS 1900-EGPRS CH661 Test Position 5)

1900 GPRS Test Position 1 with DELL Laptop

Electronics: DAE3 Sn536

Communication System: GSM 1900MHz GPRS Frequency: 1880 MHz Duty Cycle: 1:4

Probe: ET3DV6 - SN1736 ConvF(4.88, 4.88, 4.88)

Test Position 1/Area Scan (71x91x1): Measurement grid: dx=10mm, dy=10mm

Maximum value of SAR (interpolated) = 0.943 mW/g

Test Position 1/Zoom Scan (7x7x7)/Cube 0: Measurement grid: dx=5mm, dy=5mm, dz=5mm

Reference Value = 17.4 V/m; Power Drift = -0.200 dB

Peak SAR (extrapolated) = 1.33 W/kg

SAR(1 g) = 0.871 mW/g; SAR(10 g) = 0.555 mW/g

Maximum value of SAR (measured) = 0.945 mW/g

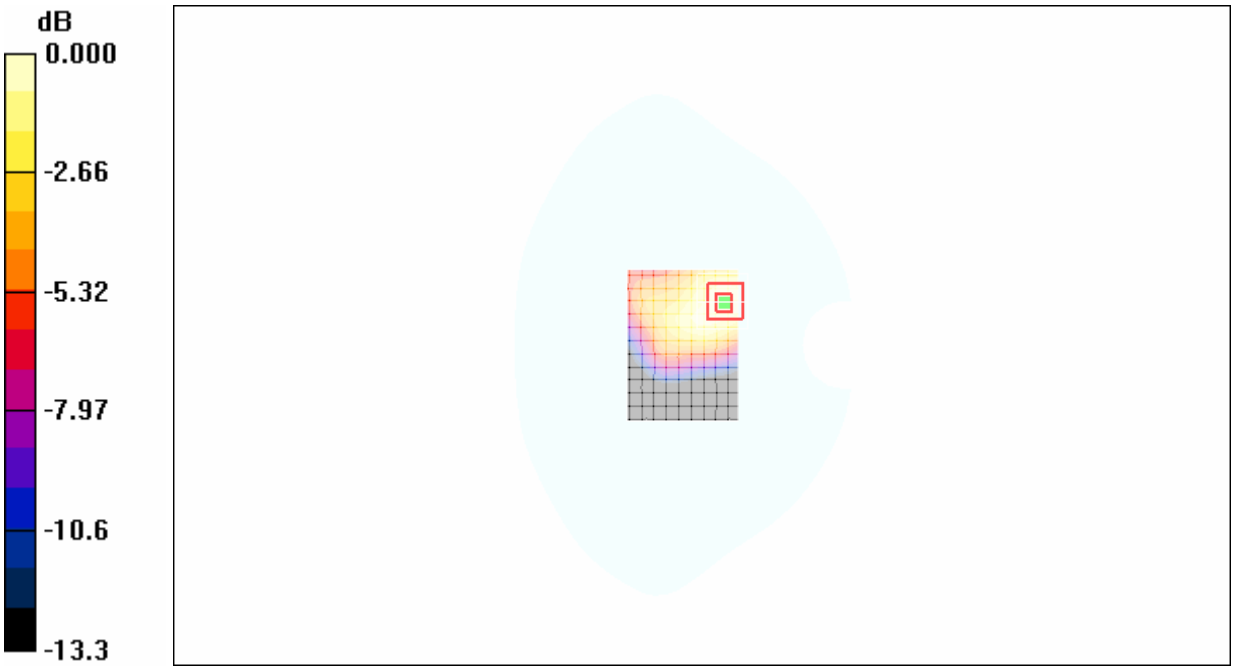

0 dB = 0.945mW/g

Fig. 21 PCS 1900-GPRS CH661 Test Position 1

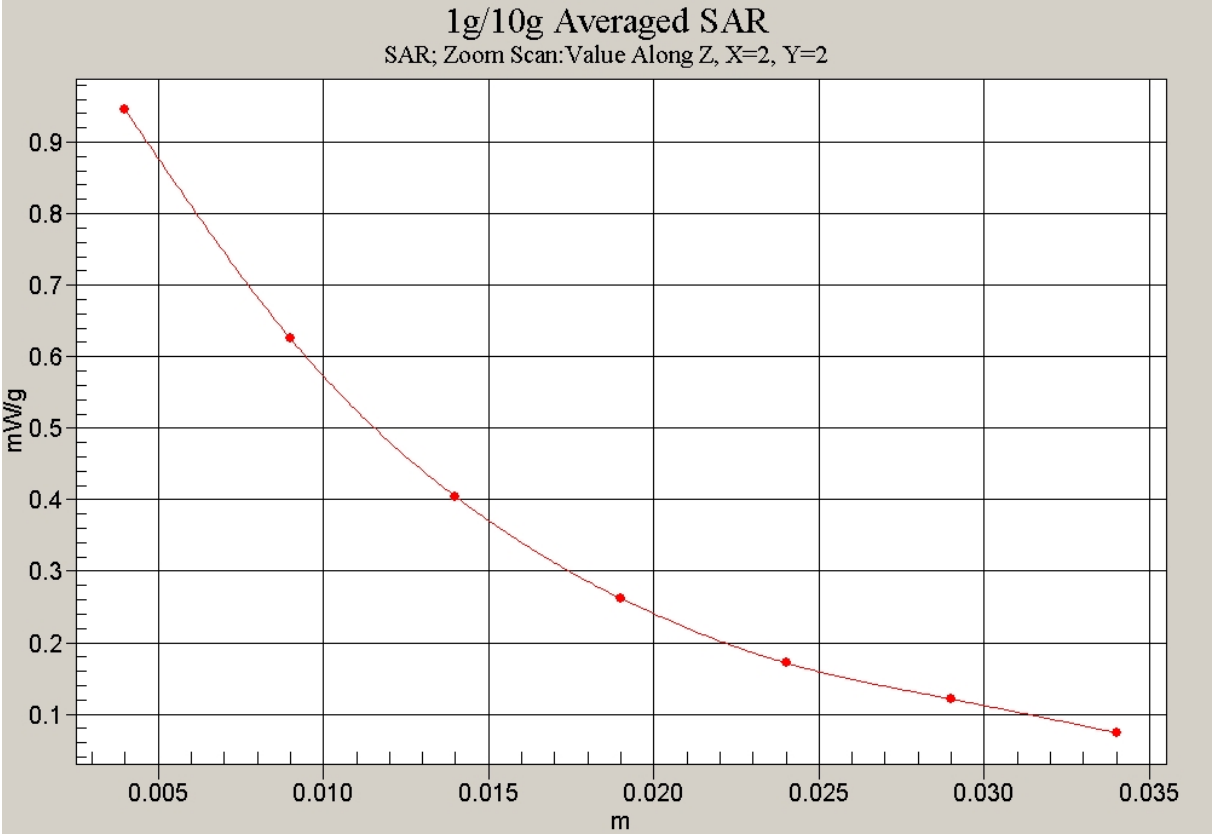

Fig.22 Z-Scan at power reference point (PCS 1900-GPRS CH661 Test Position 1)

1900 GPRS Test Position 2 with DELL Laptop

Electronics: DAE3 Sn536

Communication System: GSM 1900MHz GPRS Frequency: 1880 MHz Duty Cycle: 1:4

Probe: ET3DV6 - SN1736 ConvF(4.88, 4.88, 4.88)

Test Position 2/Area Scan (71x91x1): Measurement grid: dx=10mm, dy=10mm

Maximum value of SAR (interpolated) = 0.594 mW/g

Test Position 2/Zoom Scan (7x7x7)/Cube 0: Measurement grid: dx=5mm, dy=5mm, dz=5mm

Reference Value = 18.4 V/m; Power Drift = -0.104 dB

Peak SAR (extrapolated) = 0.903 W/kg

SAR(1 g) = 0.560 mW/g; SAR(10 g) = 0.359 mW/g

Maximum value of SAR (measured) = 0.597 mW/g

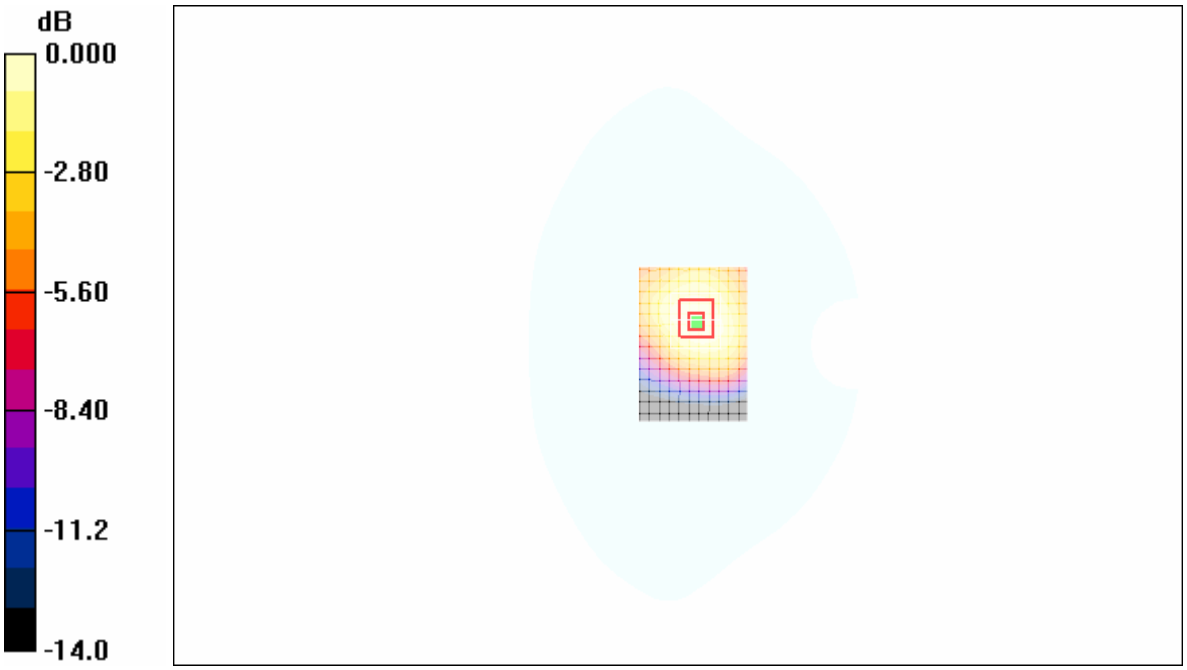

0 dB = 0.597mW/g

Fig. 23 PCS 1900-GPRS CH661 Test Position 2

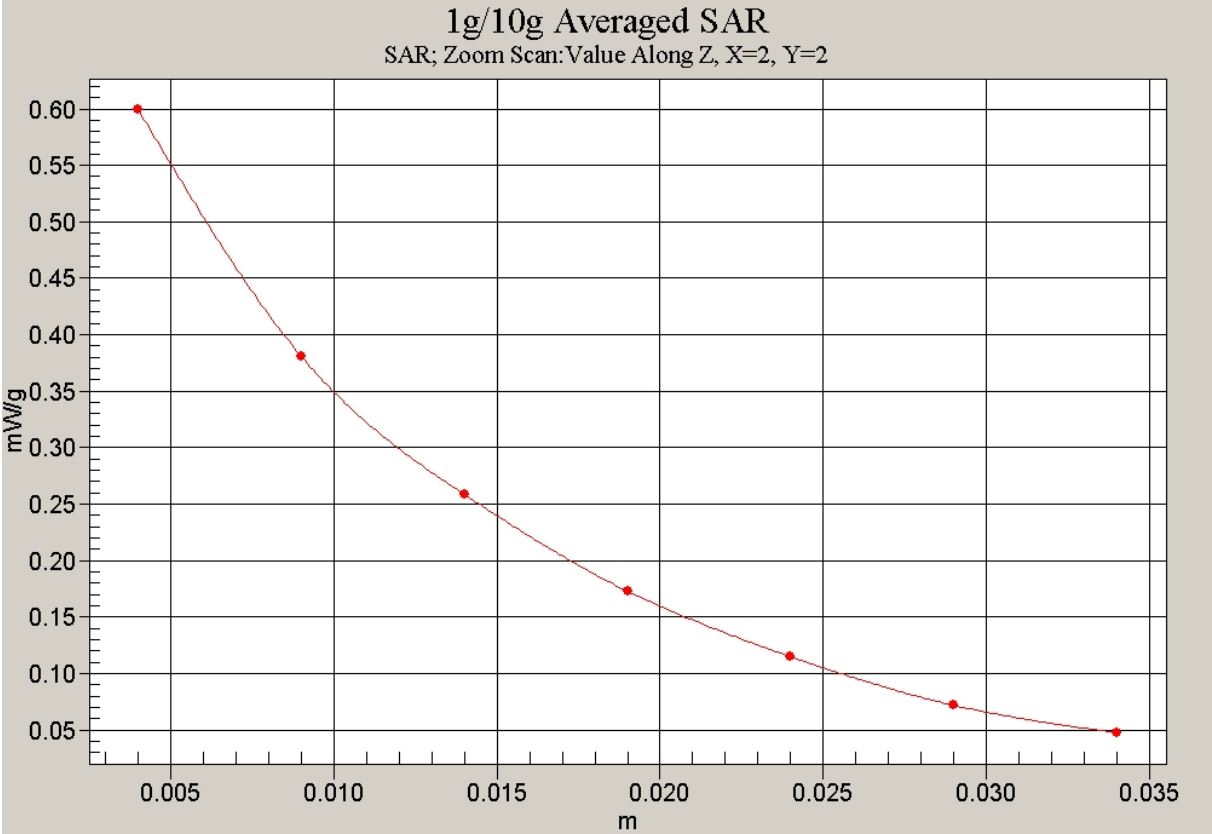

Fig.24 Z-Scan at power reference point (PCS 1900-GPRS CH661 Test Position 2)

1900 GPRS Test Position 3 with DELL Laptop

Electronics: DAE3 Sn536

Communication System: GSM 1900MHz GPRS Frequency: 1880 MHz Duty Cycle: 1:4

Probe: ET3DV6 - SN1736 ConvF(4.88, 4.88, 4.88)

Test Position 3/Area Scan (81x101x1): Measurement grid: dx=10mm, dy=10mm

Maximum value of SAR (interpolated) = 0.384 mW/g

Test Position 3/Zoom Scan (7x7x7)/Cube 0: Measurement grid: dx=5mm, dy=5mm, dz=5mm

Reference Value = 5.89 V/m; Power Drift = 0.008 dB

Peak SAR (extrapolated) = 0.582 W/kg

SAR(1 g) = 0.353 mW/g; SAR(10 g) = 0.215 mW/g

Maximum value of SAR (measured) = 0.380 mW/g

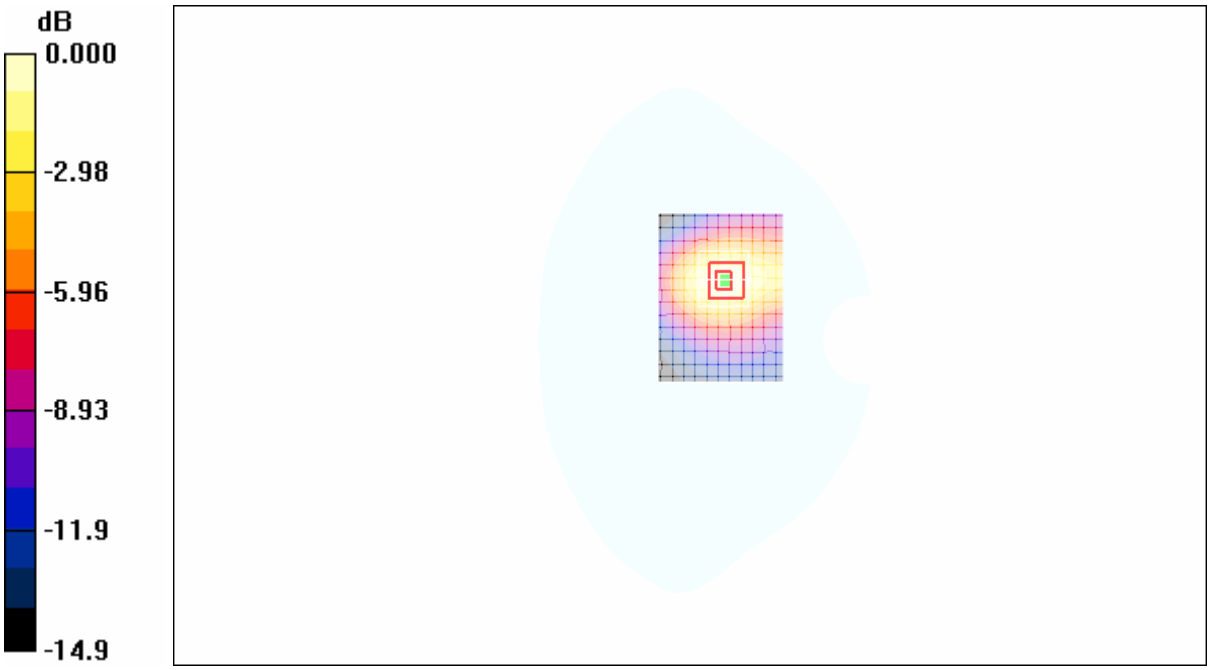

0 dB = 0.380mW/g

Fig. 25 PCS 1900-GPRS CH661 Test Position 3

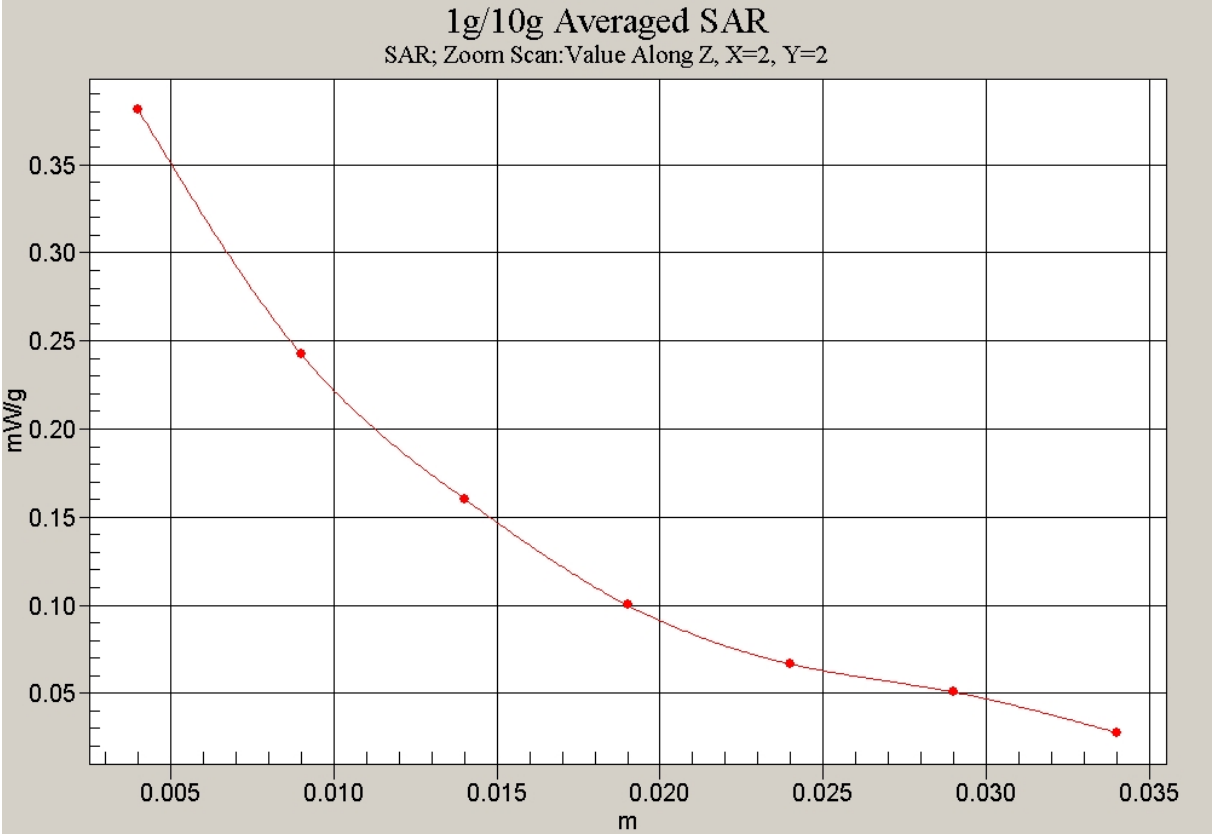

Fig.26 Z-Scan at power reference point (PCS 1900-GPRS CH661 Test Position 3)

1900 GPRS Test Position 4 with DELL Laptop

Electronics: DAE3 Sn536

Communication System: GSM 1900MHz GPRS Frequency: 1880 MHz Duty Cycle: 1:4

Probe: ET3DV6 - SN1736 ConvF(4.88, 4.88, 4.88)

Test Position 4/Area Scan (71x91x1): Measurement grid: dx=10mm, dy=10mm

Maximum value of SAR (interpolated) = 0.326 mW/g

Test Position 4/Zoom Scan (7x7x7)/Cube 0: Measurement grid: dx=5mm, dy=5mm, dz=5mm

Reference Value = 12.3 V/m; Power Drift = -0.043 dB

Peak SAR (extrapolated) = 0.484 W/kg

SAR(1 g) = 0.304 mW/g; SAR(10 g) = 0.195 mW/g

Maximum value of SAR (measured) = 0.323 mW/g



0 dB = 0.323mW/g

Fig. 27 PCS 1900-GPRS CH661 Test Position 4

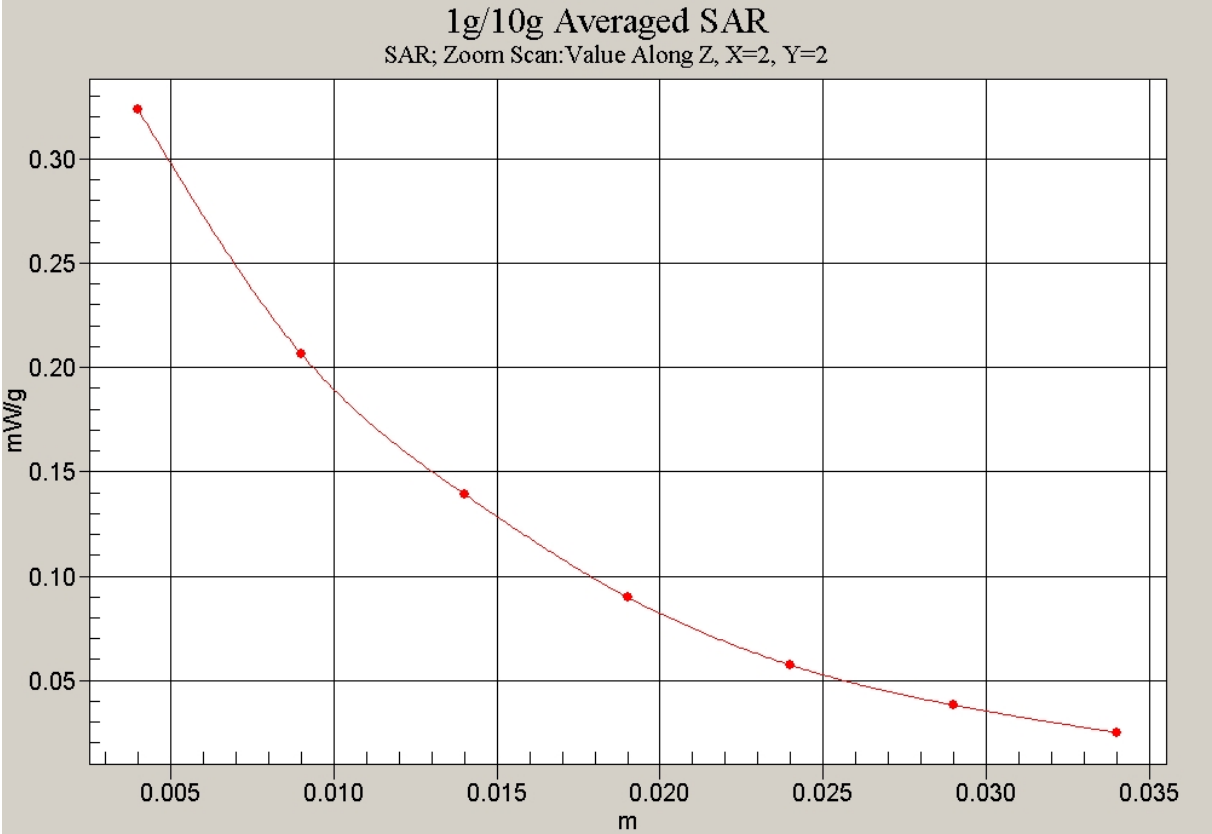

Fig.28 Z-Scan at power reference point (PCS 1900-GPRS CH661 Test Position 4)

1900 GPRS Test Position 5 with DELL Laptop

Electronics: DAE3 Sn536

Communication System: GSM 1900MHz GPRS Frequency: 1880 MHz Duty Cycle: 1:4

Probe: ET3DV6 - SN1736 ConvF(4.88, 4.88, 4.88)

Test Position 5/Area Scan (71x91x1): Measurement grid: dx=10mm, dy=10mm

Maximum value of SAR (interpolated) = 0.108 mW/g

Test Position 5/Zoom Scan (7x7x7)/Cube 0: Measurement grid: dx=5mm, dy=5mm, dz=5mm

Reference Value = 7.77 V/m; Power Drift = -0.049 dB

Peak SAR (extrapolated) = 0.163 W/kg

SAR(1 g) = 0.101 mW/g; SAR(10 g) = 0.067 mW/g

Maximum value of SAR (measured) = 0.106 mW/g

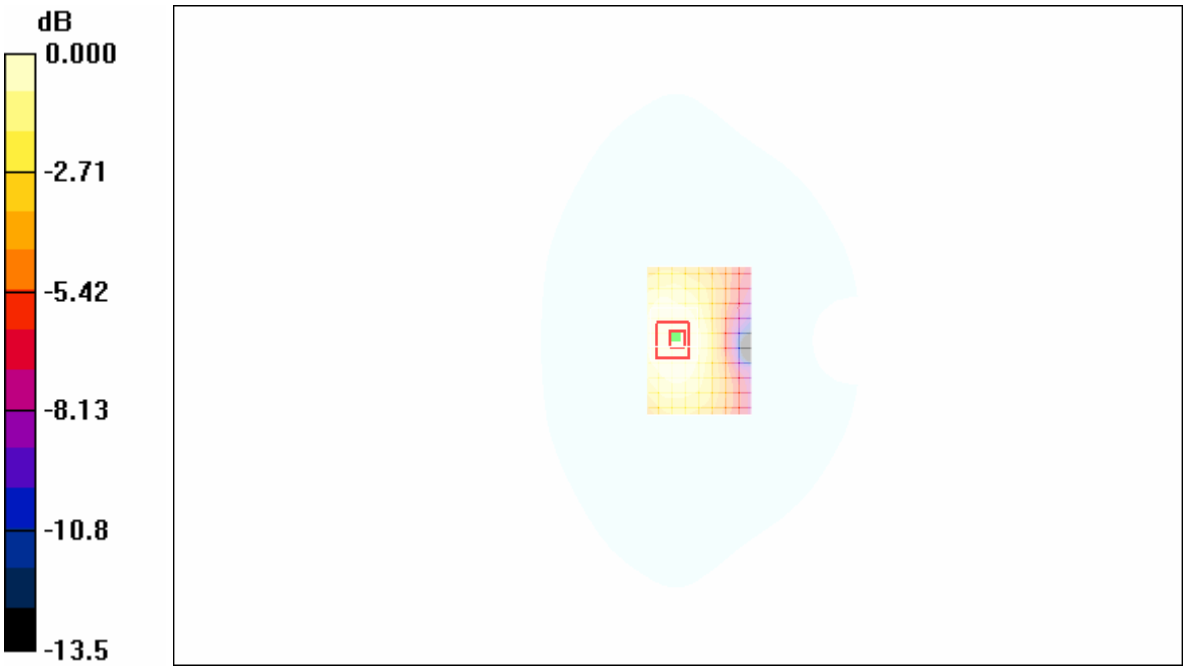

0 dB = 0.106mW/g

Fig.29 PCS 1900-GPRS CH661 Test Position 5

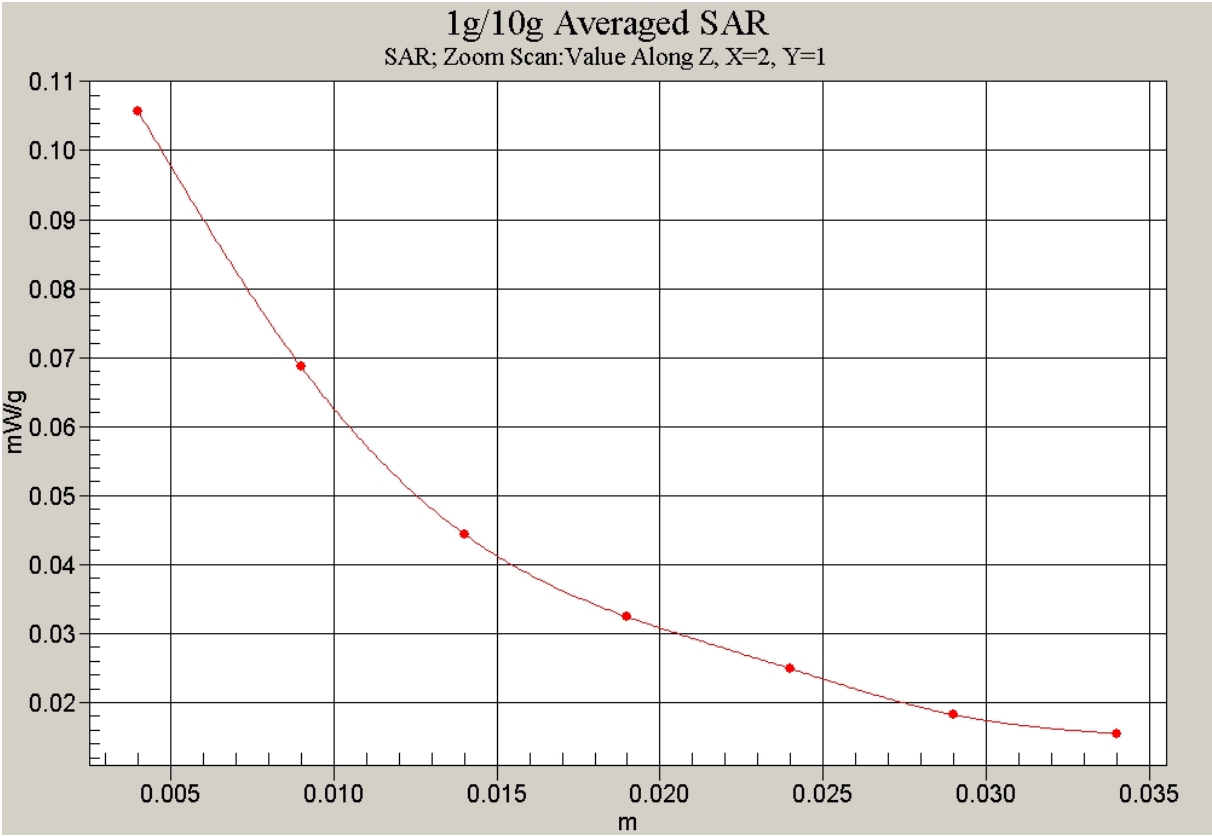

Fig.30 Z-Scan at power reference point (PCS 1900-GPRS CH661 Test Position 5)

1900 EGPRS Test Position 1 with DELL Laptop

Electronics: DAE3 Sn536

Communication System: GSM 1900MHz GPRS Frequency: 1880 MHz Duty Cycle: 1:4

Probe: ET3DV6 - SN1736 ConvF(4.88, 4.88, 4.88)

Test Position 1/Area Scan (71x91x1): Measurement grid: dx=10mm, dy=10mm

Maximum value of SAR (interpolated) = 0.376 mW/g

Test Position 1/Zoom Scan (7x7x7)/Cube 0: Measurement grid: dx=5mm, dy=5mm, dz=5mm

Reference Value = 9.53 V/m; Power Drift = -0.133 dB

Peak SAR (extrapolated) = 0.556 W/kg

SAR(1 g) = 0.347 mW/g; SAR(10 g) = 0.215 mW/g

Maximum value of SAR (measured) = 0.373 mW/g

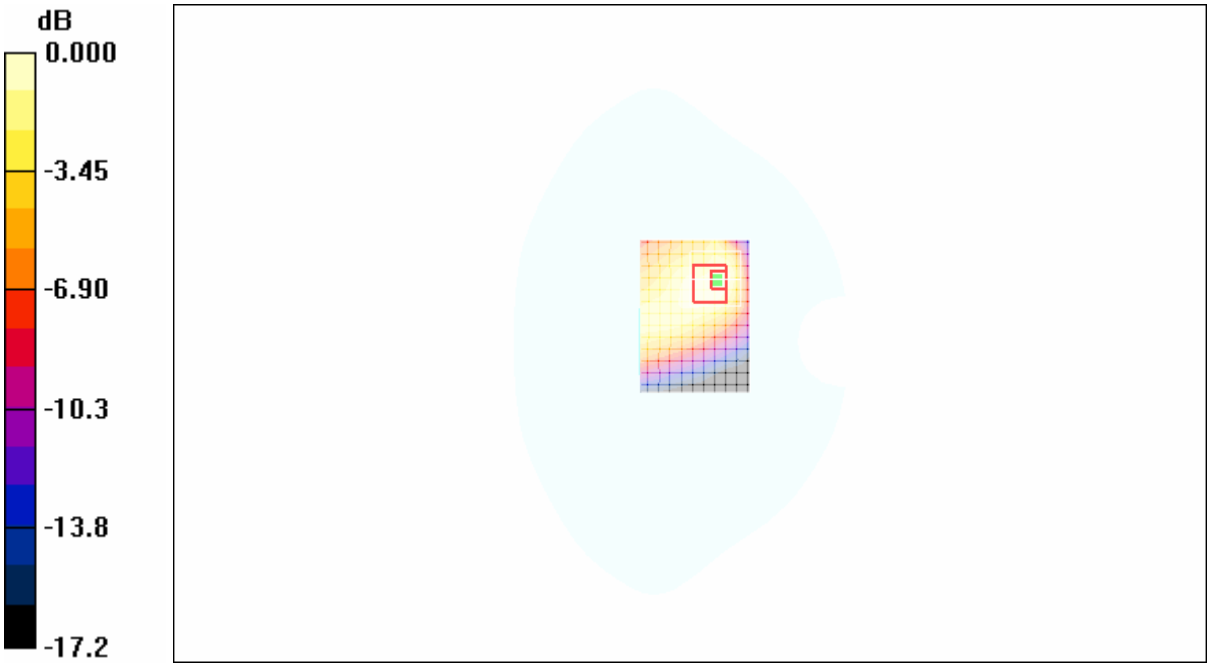

0 dB = 0.373mW/g

Fig. 31 PCS 1900-EGPRS CH661 Test Position 1

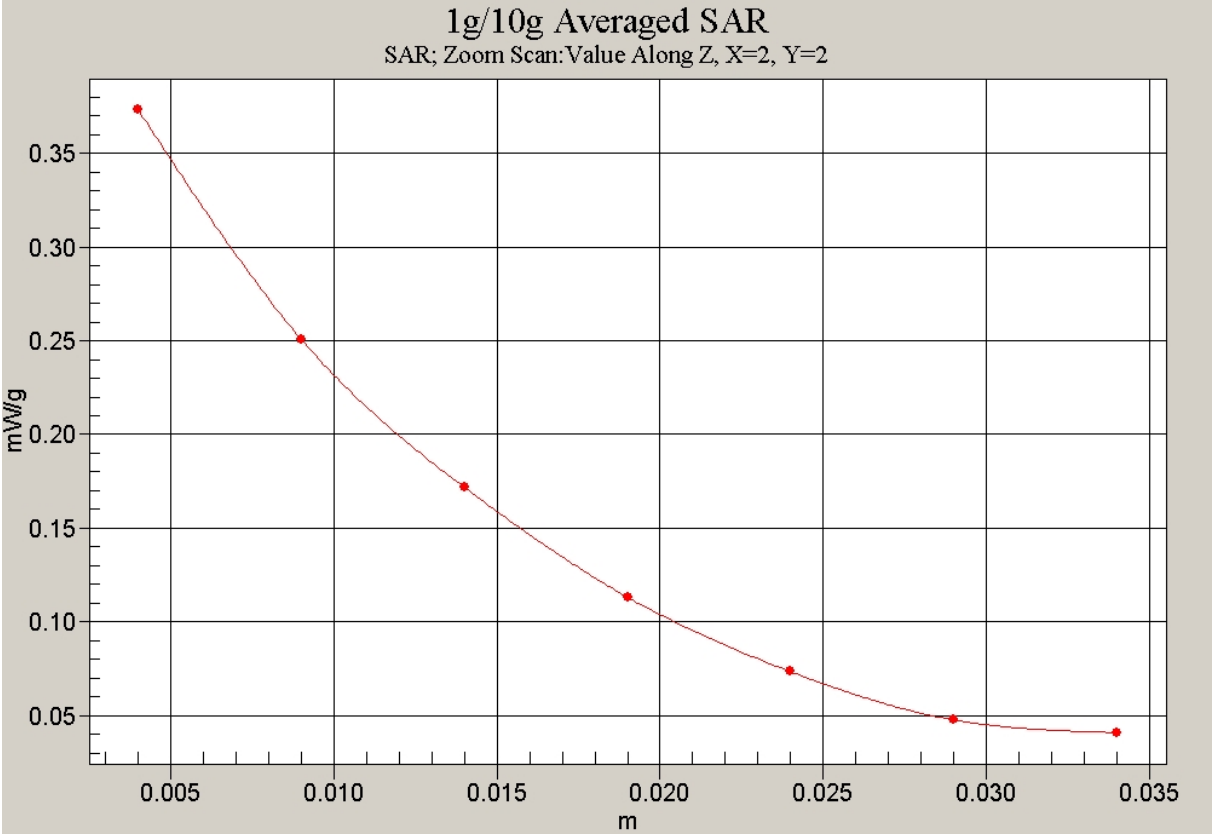

Fig. 32 Z-Scan at power reference point (PCS 1900-EGPRS CH661 Test Position 1)

1900 EGPRS Test Position 2 with DELL Laptop

Electronics: DAE3 Sn536

Communication System: GSM 1900MHz GPRS Frequency: 1880 MHz Duty Cycle: 1:4

Probe: ET3DV6 - SN1736 ConvF(4.88, 4.88, 4.88)

Test Position 2/Area Scan (71x91x1): Measurement grid: dx=10mm, dy=10mm

Maximum value of SAR (interpolated) = 0.265 mW/g

Test Position 2/Zoom Scan (7x7x7)/Cube 0: Measurement grid: dx=5mm, dy=5mm, dz=5mm

Reference Value = 12.5 V/m; Power Drift = 0.200 dB

Peak SAR (extrapolated) = 0.412 W/kg

SAR(1 g) = 0.247 mW/g; SAR(10 g) = 0.158 mW/g

Maximum value of SAR (measured) = 0.263 mW/g

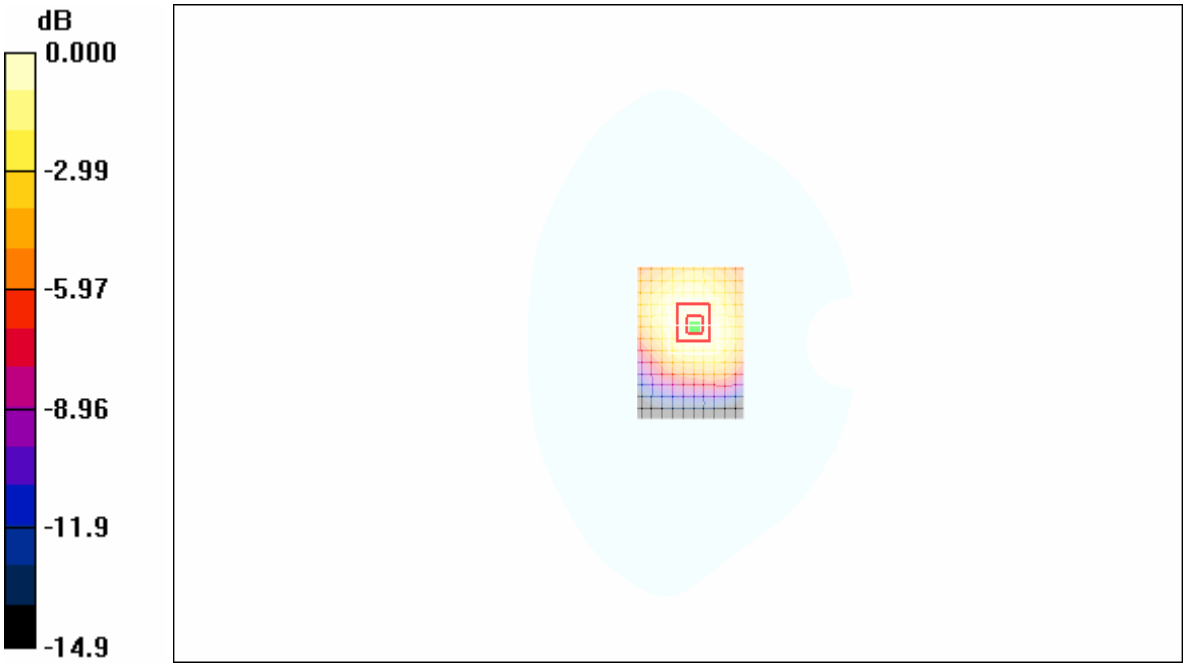

0 dB = 0.263mW/g

Fig.33 PCS 1900-EGPRS CH661 Test Position 2

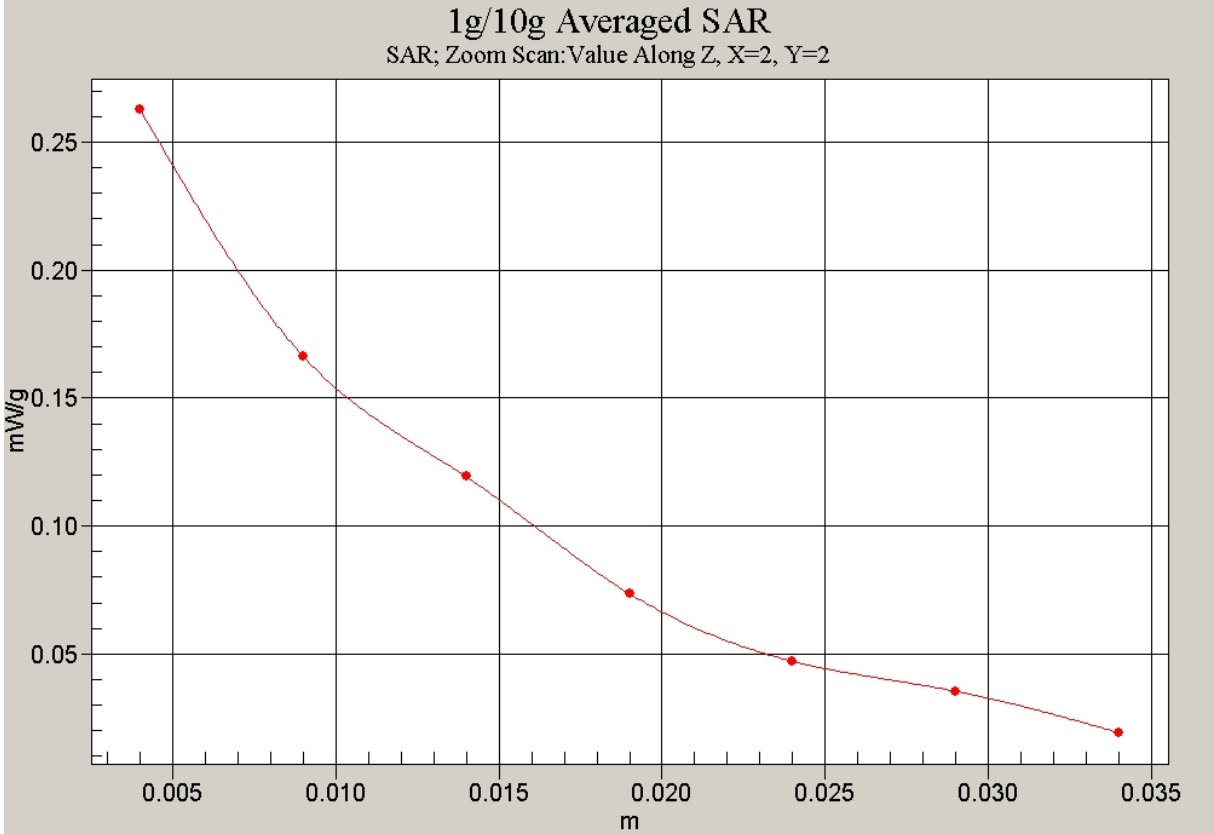

Fig. 34 Z-Scan at power reference point (PCS 1900-EGPRS CH661 Test Position 2)

1900 EGPRS Test Position 3 with DELL Laptop

Electronics: DAE3 Sn536

Communication System: GSM 1900MHz GPRS Frequency: 1880 MHz Duty Cycle: 1:4

Probe: ET3DV6 - SN1736 ConvF(4.88, 4.88, 4.88)

Test Position 3/Area Scan (81x101x1): Measurement grid: dx=10mm, dy=10mm

Maximum value of SAR (interpolated) = 0.154 mW/g

Test Position 3/Zoom Scan (7x7x7)/Cube 0: Measurement grid: dx=5mm, dy=5mm, dz=5mm

Reference Value = 2.84 V/m; Power Drift = -0.155 dB

Peak SAR (extrapolated) = 0.221 W/kg

SAR(1 g) = 0.141 mW/g; SAR(10 g) = 0.085 mW/g

Maximum value of SAR (measured) = 0.153 mW/g



0 dB = 0.153mW/g

Fig. 35 PCS 1900-EGPRS CH661 Test Position 3

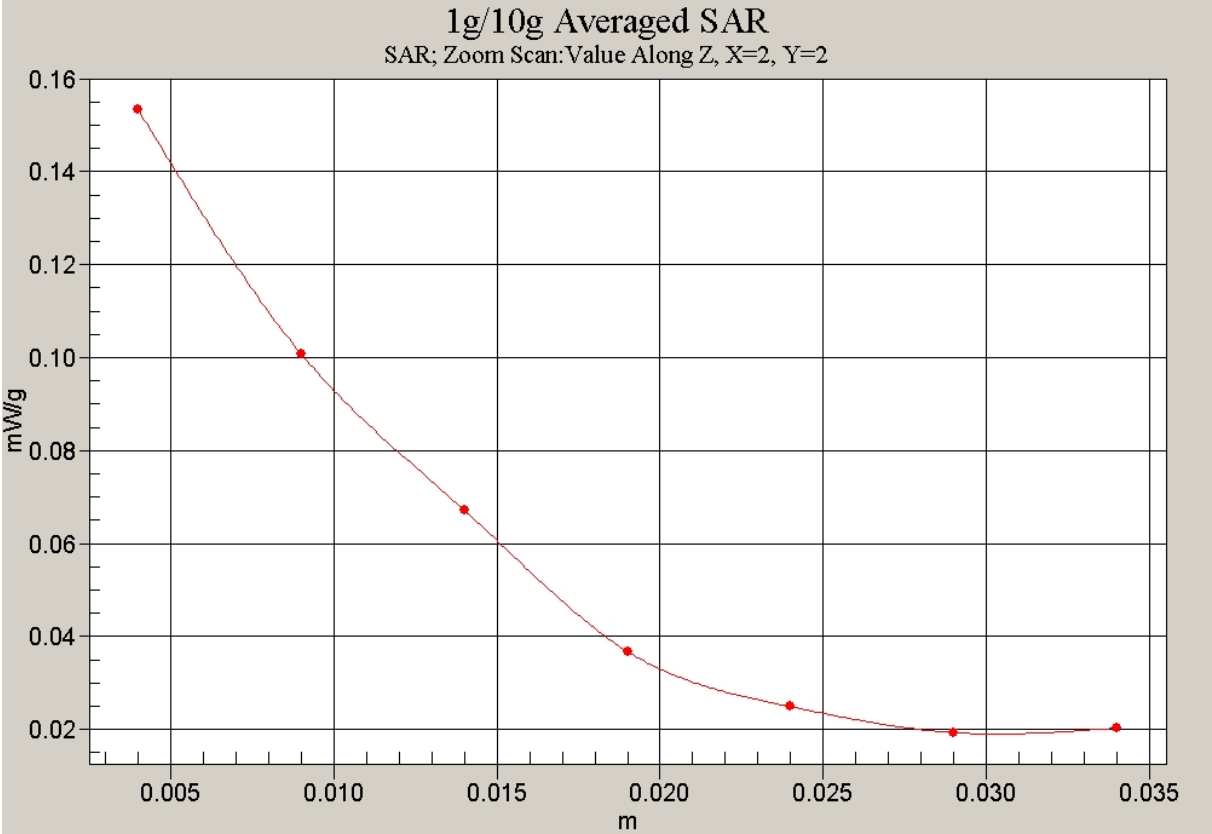

Fig. 36 Z-Scan at power reference point (PCS 1900-EGPRS CH661 Test Position 3)

1900 EGPRS Test Position 4 with DELL Laptop

Electronics: DAE3 Sn536

Communication System: GSM 1900MHz GPRS Frequency: 1880 MHz Duty Cycle: 1:4

Probe: ET3DV6 - SN1736 ConvF(4.88, 4.88, 4.88)

Test Position 4/Area Scan (71x91x1): Measurement grid: dx=10mm, dy=10mm

Maximum value of SAR (interpolated) = 0.139 mW/g

Test Position 4/Zoom Scan (7x7x7)/Cube 0: Measurement grid: dx=5mm, dy=5mm, dz=5mm

Reference Value = 7.21 V/m; Power Drift = 0.200 dB

Peak SAR (extrapolated) = 0.216 W/kg

SAR(1 g) = 0.132 mW/g; SAR(10 g) = 0.086 mW/g

Maximum value of SAR (measured) = 0.141 mW/g



0 dB = 0.141mW/g

Fig. 37 PCS 1900-EGPRS CH661 Test Position 4

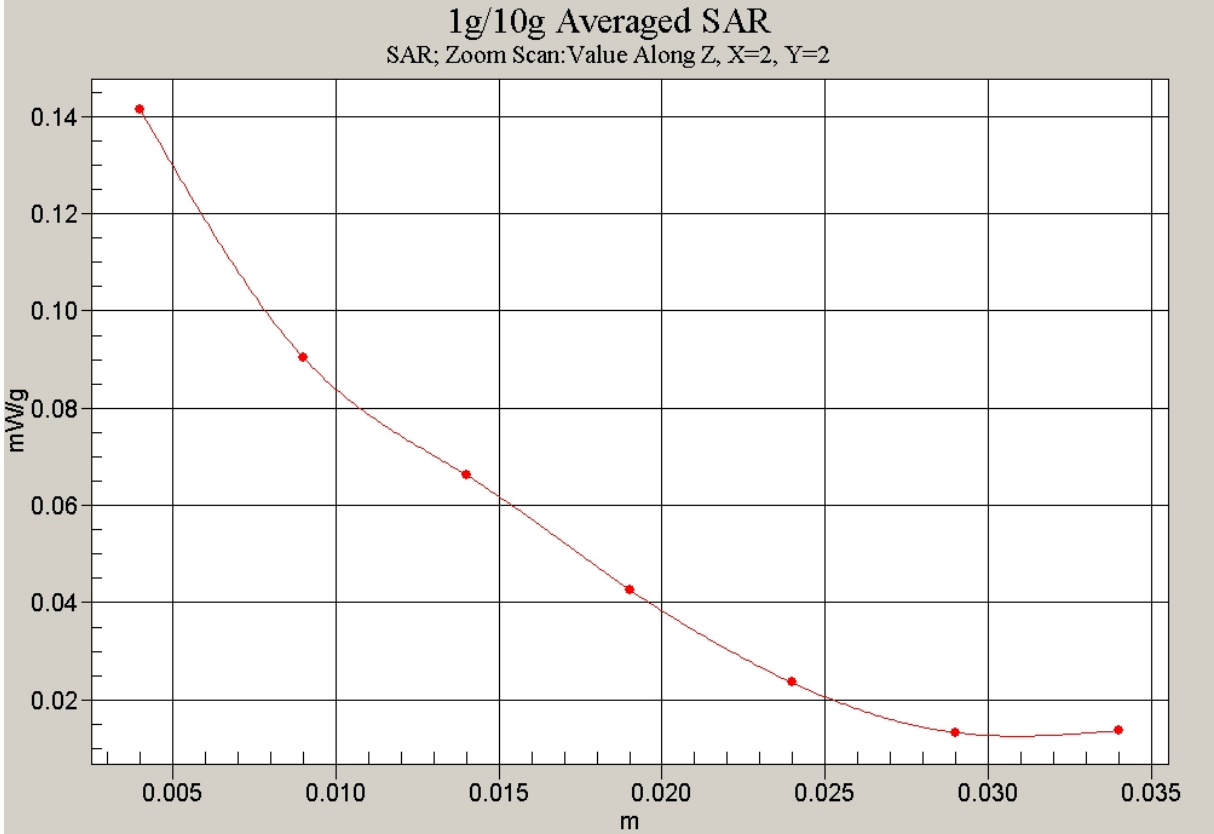

Fig. 38 Z-Scan at power reference point (PCS 1900-EGPRS CH661 Test Position 4)

1900 EGPRS Test Position 5 with DELL Laptop

Electronics: DAE3 Sn536

Communication System: GSM 1900MHz GPRS Frequency: 1880 MHz Duty Cycle: 1:4

Probe: ET3DV6 - SN1736 ConvF(4.88, 4.88, 4.88)

Test Position 5/Area Scan (71x91x1): Measurement grid: dx=10mm, dy=10mm

Maximum value of SAR (interpolated) = 0.046 mW/g

Test Position 5/Zoom Scan (7x7x7)/Cube 0: Measurement grid: dx=5mm, dy=5mm, dz=5mm

Reference Value = 5.12 V/m; Power Drift = -0.067 dB

Peak SAR (extrapolated) = 0.060 W/kg

SAR(1 g) = 0.041 mW/g; SAR(10 g) = 0.028 mW/g

Maximum value of SAR (measured) = 0.045 mW/g



Fig. 39 PCS 1900-EGPRS CH661 Test Position 5

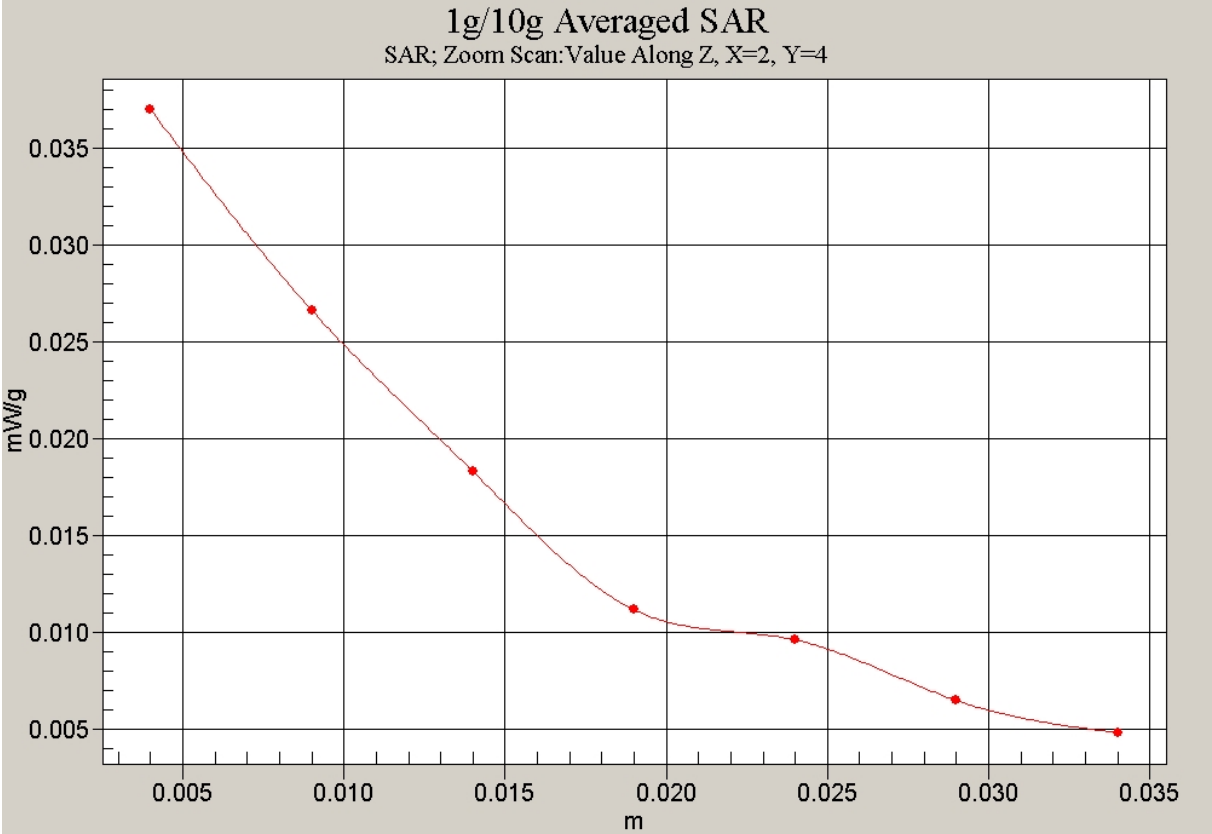

Fig. 40 Z-Scan at power reference point (PCS 1900-EGPRS CH661 Test Position 5)

1900 GPRS Test Position 1 with HP Laptop

Electronics: DAE3 Sn536

Communication System: GSM 1900MHz GPRS Frequency: 1880 MHz Duty Cycle: 1:4

Probe: ET3DV6 - SN1736 ConvF(4.88, 4.88, 4.88)

Test Position 1/Area Scan (71x91x1): Measurement grid: dx=10mm, dy=10mm

Maximum value of SAR (interpolated) = 1.00 mW/g

Test Position 1/Zoom Scan (7x7x7)/Cube 0: Measurement grid: dx=5mm, dy=5mm, dz=5mm

Reference Value = 21.8 V/m; Power Drift = -0.092 dB

Peak SAR (extrapolated) = 1.45 W/kg

SAR(1 g) = 0.930 mW/g; SAR(10 g) = 0.583 mW/g

Maximum value of SAR (measured) = 1.00 mW/g



0 dB = 1.00mW/g

Fig. 41 PCS 1900-GPRS CH661 Test Position 1

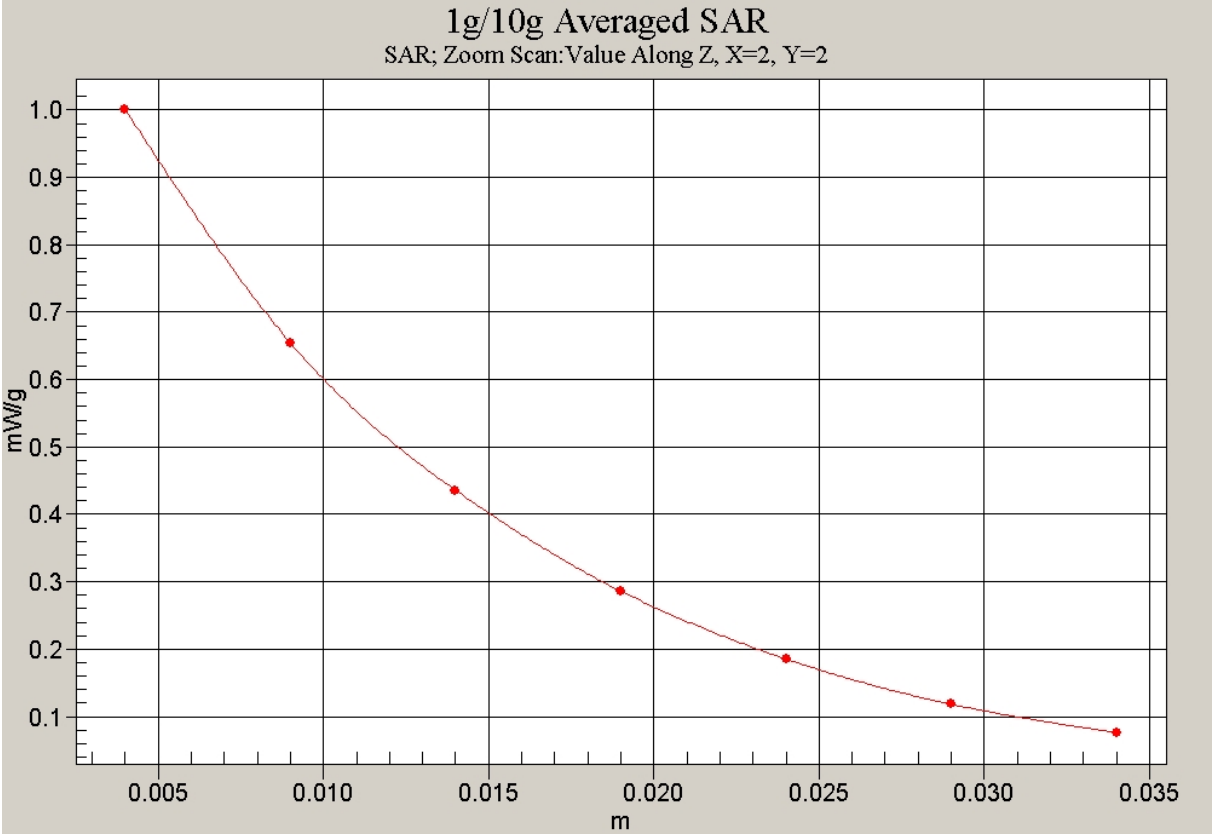

Fig.42 Z-Scan at power reference point (PCS 1900-GPRS CH661 Test Position 1)

1900 GPRS Test Position 2 with HP Laptop

Electronics: DAE3 Sn536

Communication System: GSM 1900MHz GPRS Frequency: 1880 MHz Duty Cycle: 1:4

Probe: ET3DV6 - SN1736 ConvF(4.88, 4.88, 4.88)

Test Position 2/Area Scan (71x91x1): Measurement grid: dx=10mm, dy=10mm

Maximum value of SAR (interpolated) = 0.736 mW/g

Test Position 2/Zoom Scan (7x7x7)/Cube 0: Measurement grid: dx=5mm, dy=5mm, dz=5mm

Reference Value = 18.7 V/m; Power Drift = -0.021 dB

Peak SAR (extrapolated) = 1.08 W/kg

SAR(1 g) = 0.666 mW/g; SAR(10 g) = 0.420 mW/g

Maximum value of SAR (measured) = 0.716 mW/g

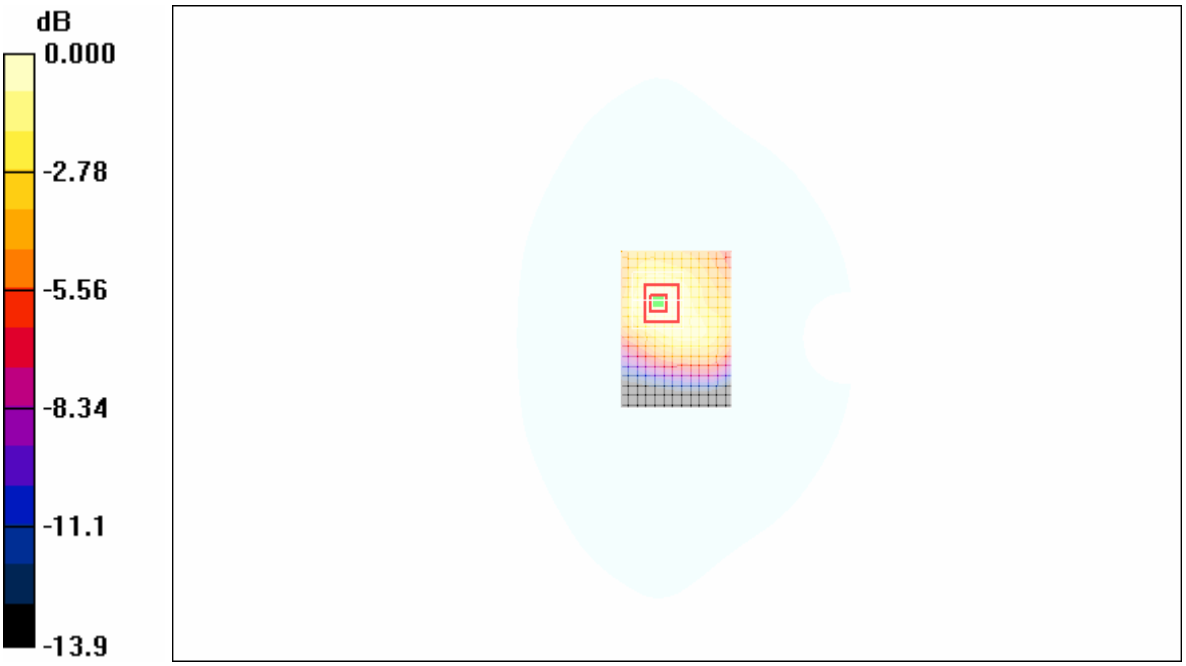

0 dB = 0.716mW/g

Fig.43 PCS 1900-GPRS CH661 Test Position 2

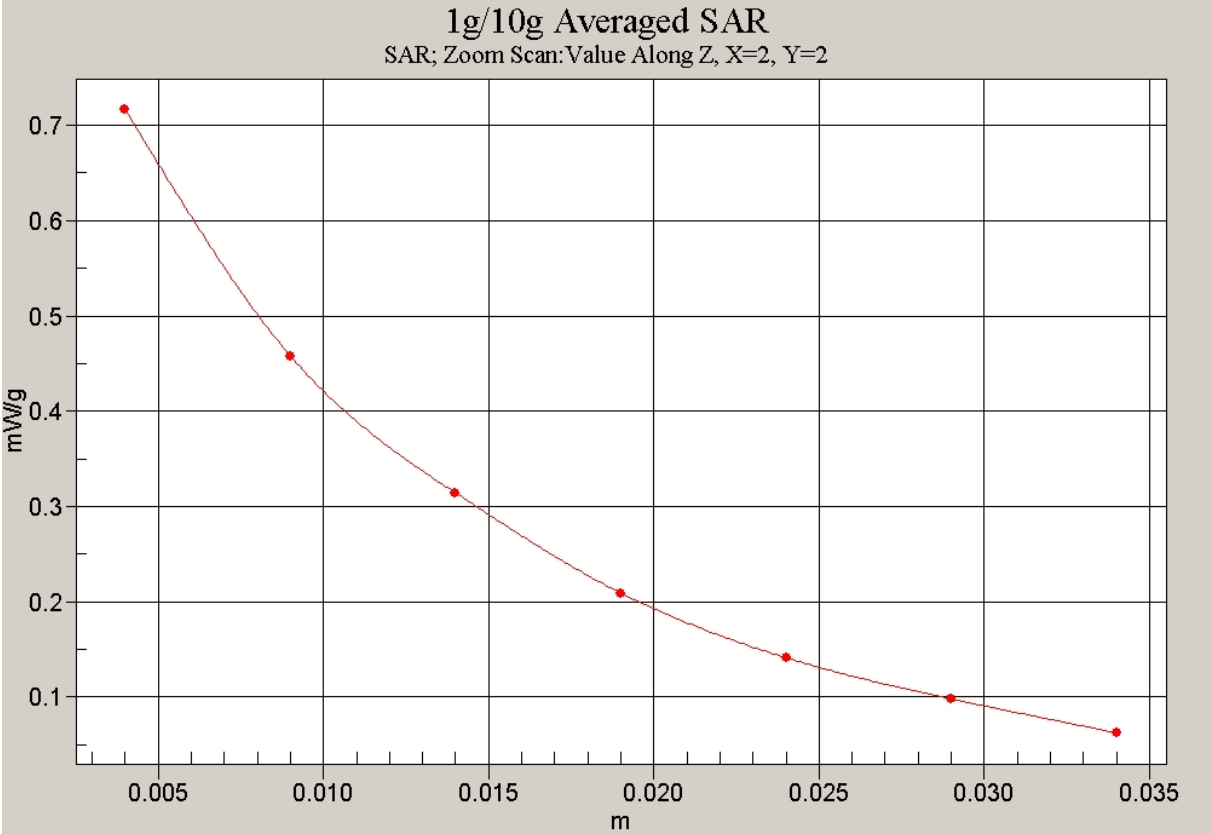

Fig.44 Z-Scan at power reference point (PCS 1900-GPRS CH661 Test Position 2)

1900 GPRS Test Position 3 with HP Laptop

Electronics: DAE3 Sn536

Communication System: GSM 1900MHz GPRS Frequency: 1880 MHz Duty Cycle: 1:4

Probe: ET3DV6 - SN1736 ConvF(4.88, 4.88, 4.88)

Test Position 3/Area Scan (81x101x1): Measurement grid: dx=10mm, dy=10mm

Maximum value of SAR (interpolated) = 0.320 mW/g

Test Position 3/Zoom Scan (7x7x7)/Cube 0: Measurement grid: dx=5mm, dy=5mm, dz=5mm

Reference Value = 3.68 V/m; Power Drift = 0.200 dB

Peak SAR (extrapolated) = 0.479 W/kg

SAR(1 g) = 0.287 mW/g; SAR(10 g) = 0.174 mW/g

Maximum value of SAR (measured) = 0.311 mW/g



0 dB = 0.311mW/g

Fig.45 PCS 1900-GPRS CH661 Test Position 3

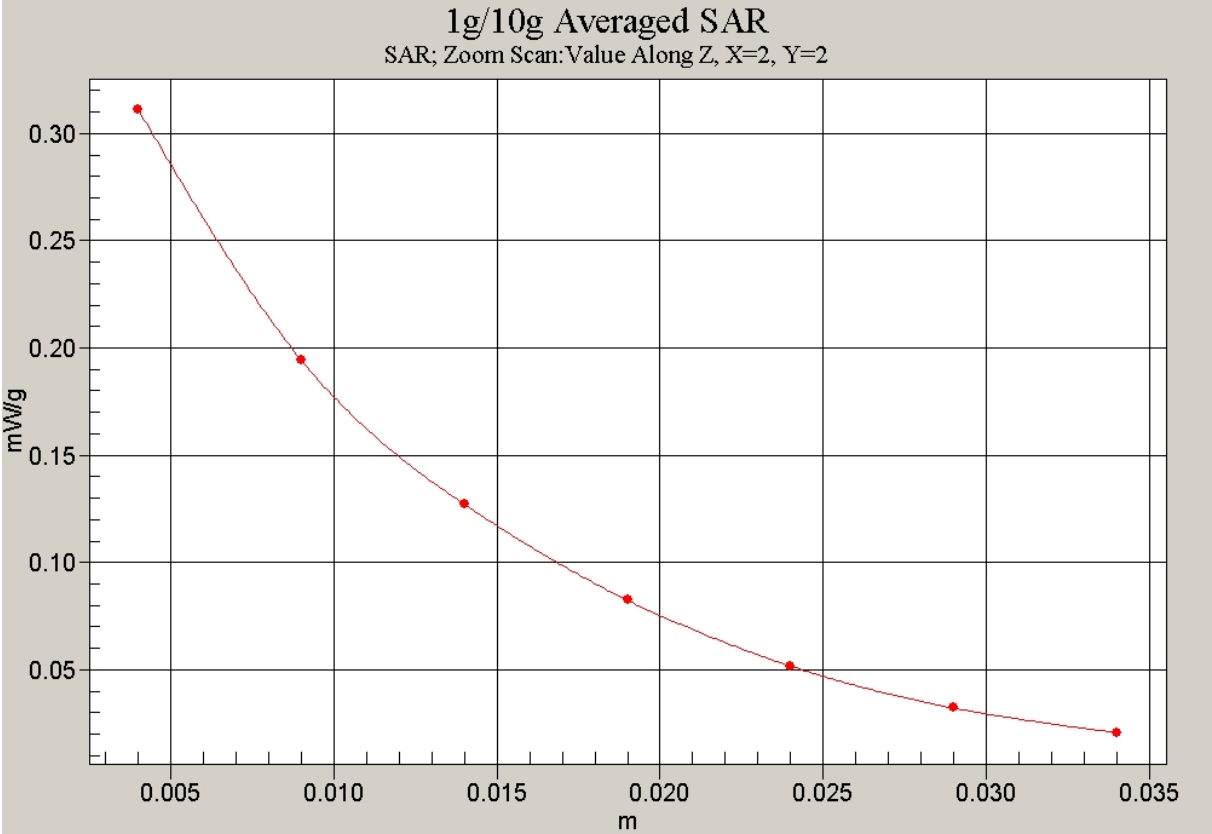

Fig.46 Z-Scan at power reference point (PCS 1900-GPRS CH661 Test Position 3)

1900 GPRS Test Position 4 with HP Laptop

Electronics: DAE3 Sn536

Communication System: GSM 1900MHz GPRS Frequency: 1880 MHz Duty Cycle: 1:4

Probe: ET3DV6 - SN1736 ConvF(4.88, 4.88, 4.88)

Test Position 4/Area Scan (71x91x1): Measurement grid: dx=10mm, dy=10mm

Maximum value of SAR (interpolated) = 0.343 mW/g

Test Position 4/Zoom Scan (7x7x7)/Cube 0: Measurement grid: dx=5mm, dy=5mm, dz=5mm

Reference Value = 9.73 V/m; Power Drift = 0.004 dB

Peak SAR (extrapolated) = 0.508 W/kg

SAR(1 g) = 0.317 mW/g; SAR(10 g) = 0.204 mW/g

Maximum value of SAR (measured) = 0.338 mW/g

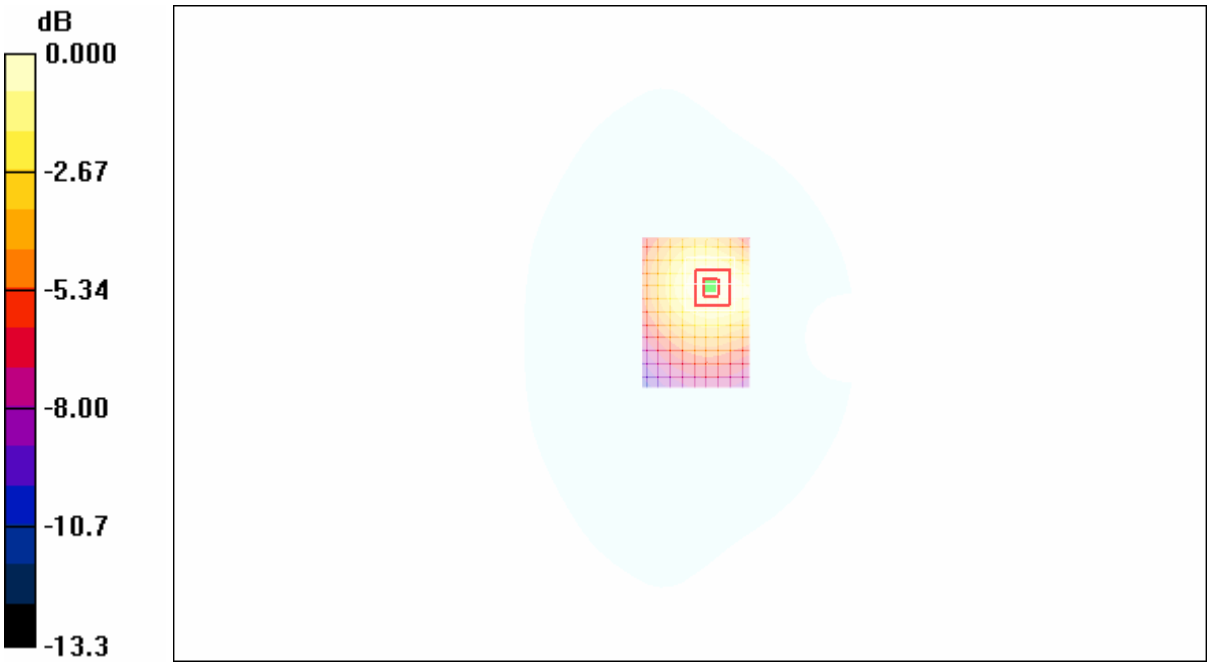

0 dB = 0.338mW/g

Fig. 47 PCS 1900-GPRS CH661 Test Position 4

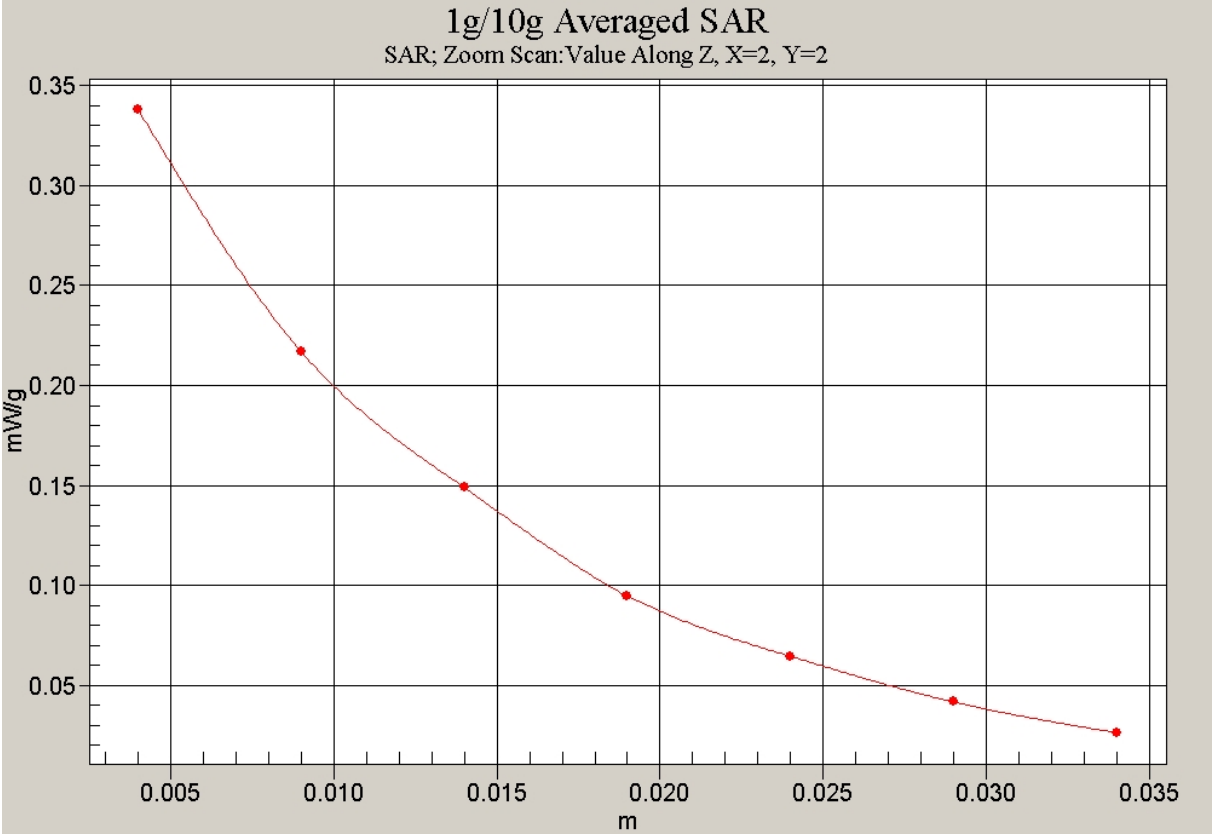

Fig.48 Z-Scan at power reference point (PCS 1900-GPRS CH661 Test Position 4)

1900 GPRS Test Position 5 with DELL Laptop

Electronics: DAE3 Sn536

Communication System: GSM 1900MHz GPRS Frequency: 1880 MHz Duty Cycle: 1:4

Probe: ET3DV6 - SN1736 ConvF(4.88, 4.88, 4.88)

Test Position 5/Area Scan (71x91x1): Measurement grid: dx=10mm, dy=10mm

Maximum value of SAR (interpolated) = 0.142 mW/g

Test Position 5/Zoom Scan (7x7x7)/Cube 0: Measurement grid: dx=5mm, dy=5mm, dz=5mm

Reference Value = 7.75 V/m; Power Drift = -0.056 dB

Peak SAR (extrapolated) = 0.202 W/kg

SAR(1 g) = 0.132 mW/g; SAR(10 g) = 0.086 mW/g

Maximum value of SAR (measured) = 0.142 mW/g

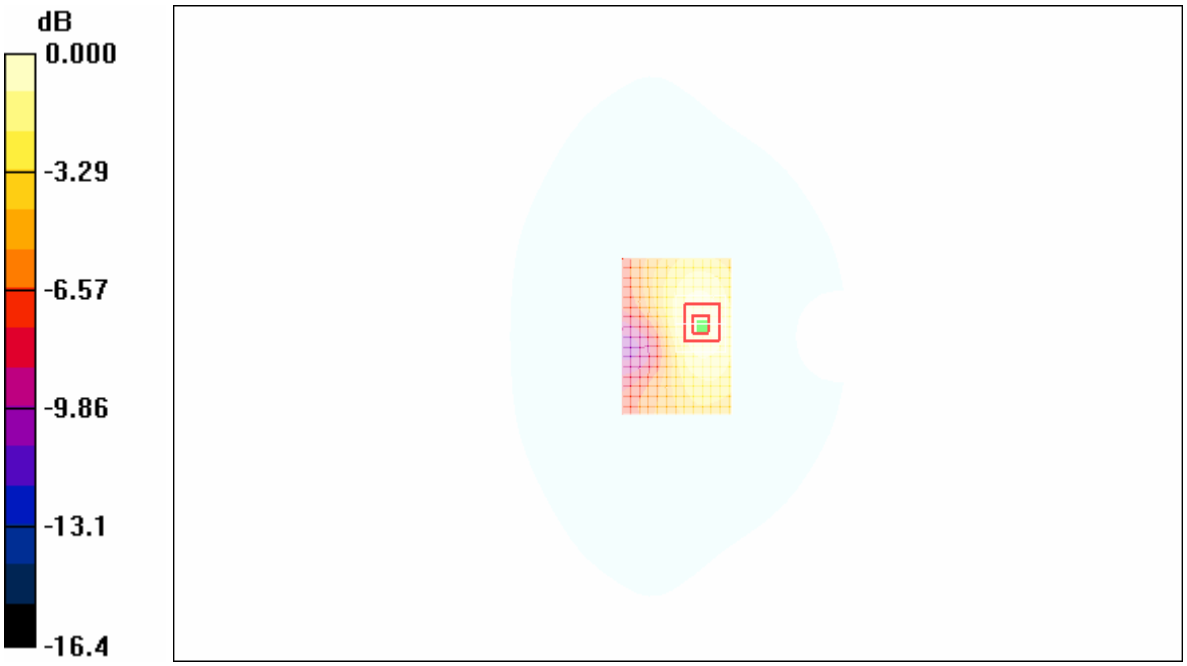

0 dB = 0.142mW/g

Fig. 49 PCS 1900-GPRS CH661 Test Position 5

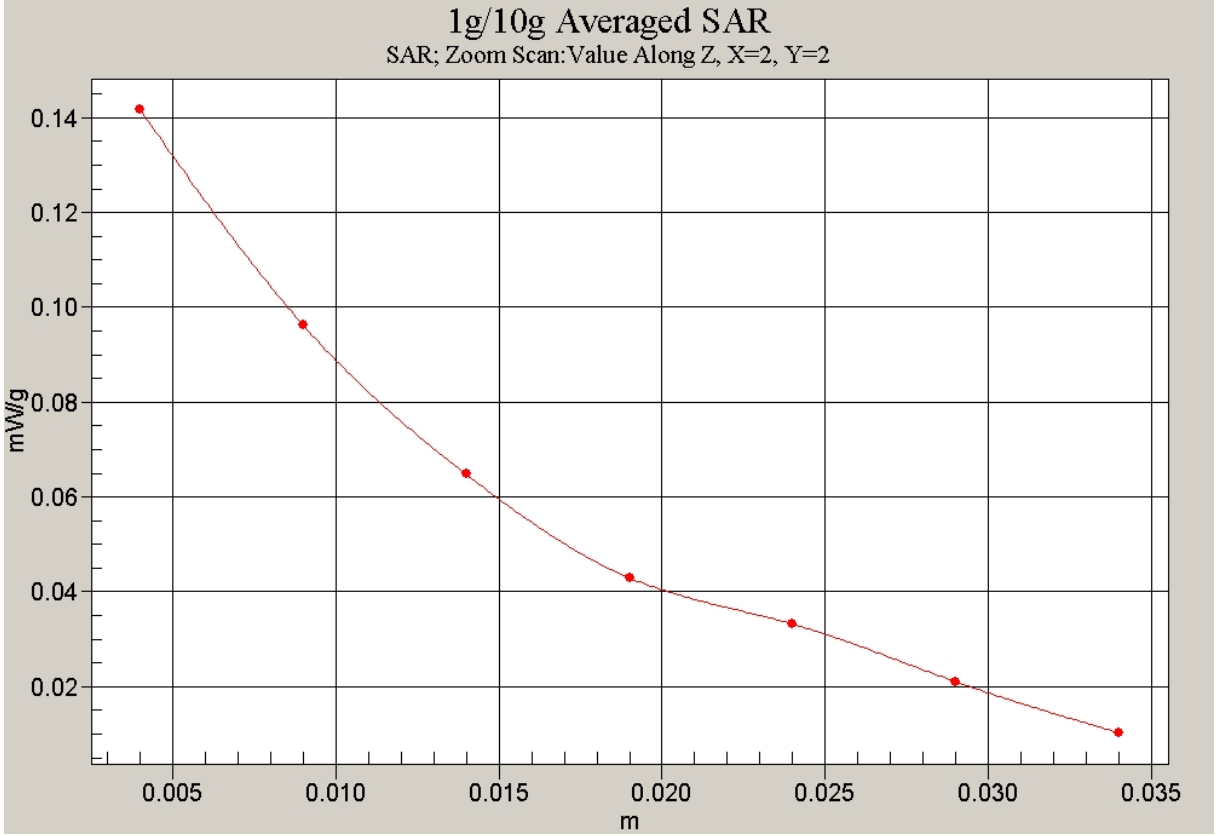

Fig.50 Z-Scan at power reference point (PCS 1900-GPRS CH661 Test Position 5)

1900 EGPRS Test Position 1 with HP Laptop

Electronics: DAE3 Sn536

Communication System: GSM 1900MHz GPRS Frequency: 1880 MHz Duty Cycle: 1:4

Probe: ET3DV6 - SN1736 ConvF(4.88, 4.88, 4.88)

Test Position 1/Area Scan (71x91x1): Measurement grid: dx=10mm, dy=10mm

Maximum value of SAR (interpolated) = 0.411 mW/g

Test Position 1/Zoom Scan (7x7x7)/Cube 0: Measurement grid: dx=5mm, dy=5mm, dz=5mm

Reference Value = 14.6 V/m; Power Drift = 0.036 dB

Peak SAR (extrapolated) = 0.596 W/kg

SAR(1 g) = 0.388 mW/g; SAR(10 g) = 0.245 mW/g

Maximum value of SAR (measured) = 0.416 mW/g



0 dB = 0.416mW/g

Fig.51 PCS 1900-EGPRS CH661 Test Position 1

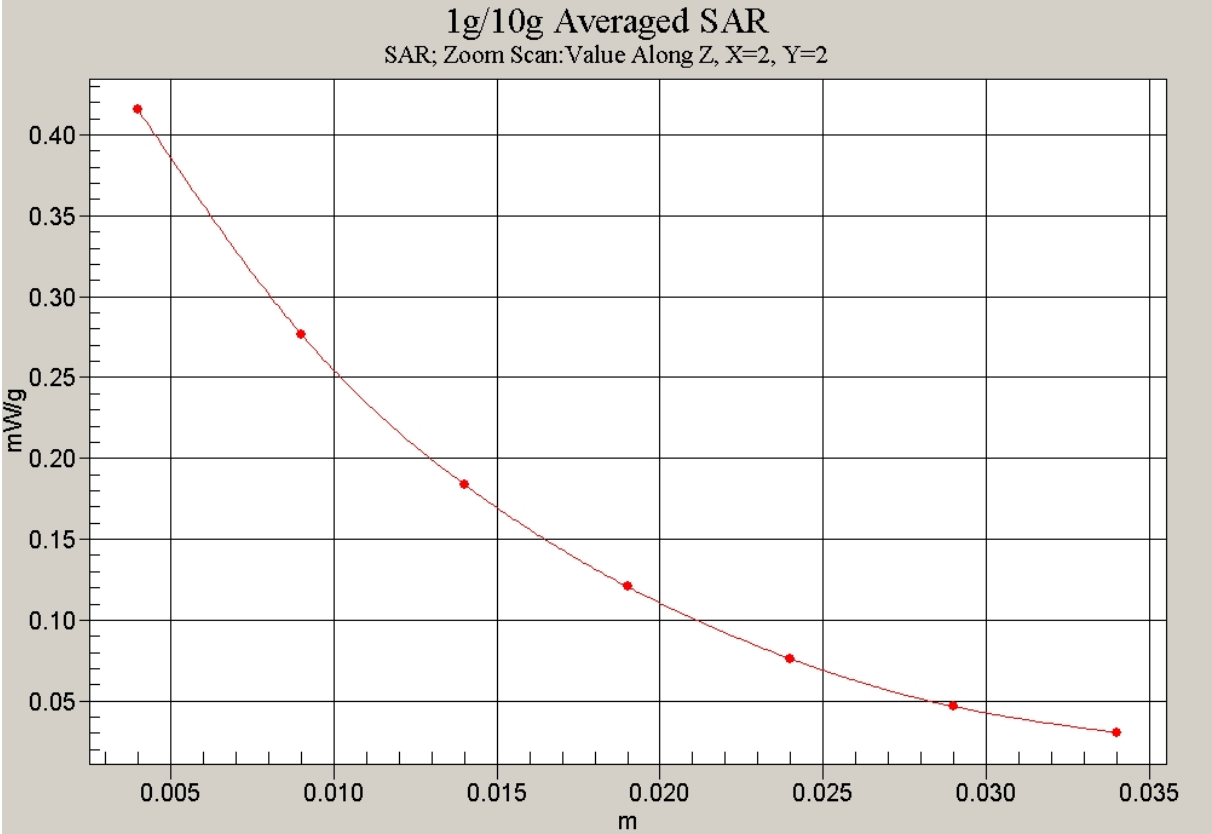

Fig.52 Z-Scan at power reference point (PCS 1900-EGPRS CH661 Test Position 1)

1900 EGPRS Test Position 2 with HP Laptop

Electronics: DAE3 Sn536

Communication System: GSM 1900MHz GPRS Frequency: 1880 MHz Duty Cycle: 1:4

Probe: ET3DV6 - SN1736 ConvF(4.88, 4.88, 4.88)

Test Position 2/Area Scan (71x91x1): Measurement grid: dx=10mm, dy=10mm

Maximum value of SAR (interpolated) = 0.376 mW/g

Test Position 2/Zoom Scan (7x7x7)/Cube 0: Measurement grid: dx=5mm, dy=5mm, dz=5mm

Reference Value = 9.48 V/m; Power Drift = 0.126 dB

Peak SAR (extrapolated) = 0.569 W/kg

SAR(1 g) = 0.349 mW/g; SAR(10 g) = 0.220 mW/g

Maximum value of SAR (measured) = 0.380 mW/g

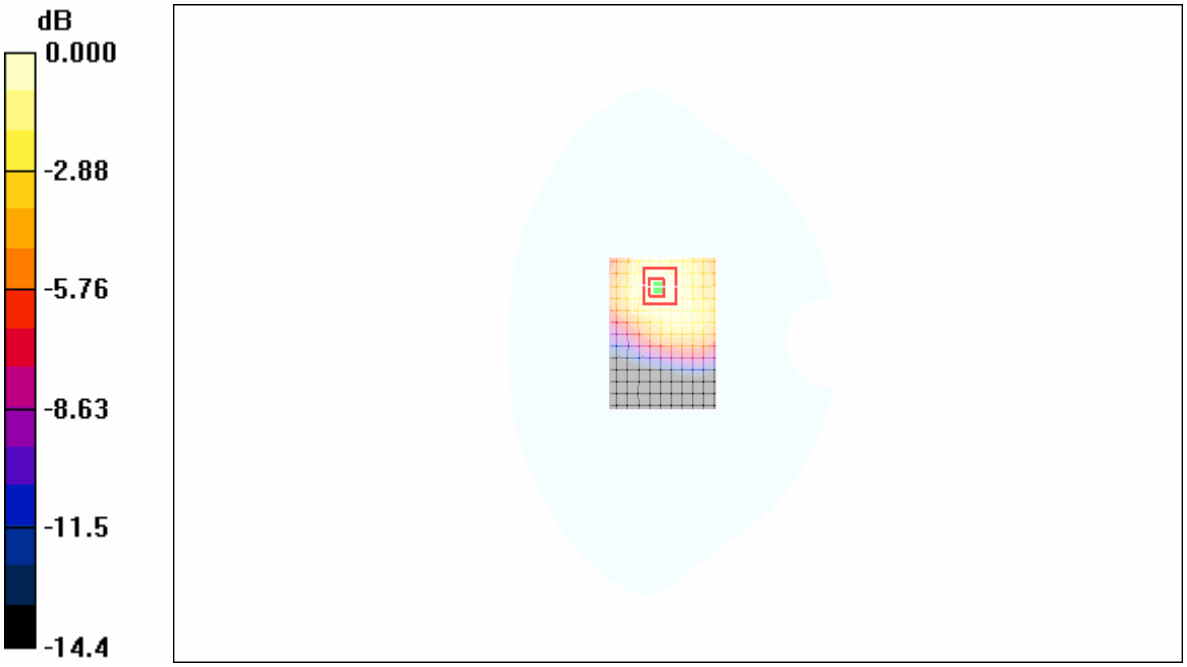

0 dB = 0.380mW/g

Fig. 53 PCS 1900-EGPRS CH661 Test Position 2

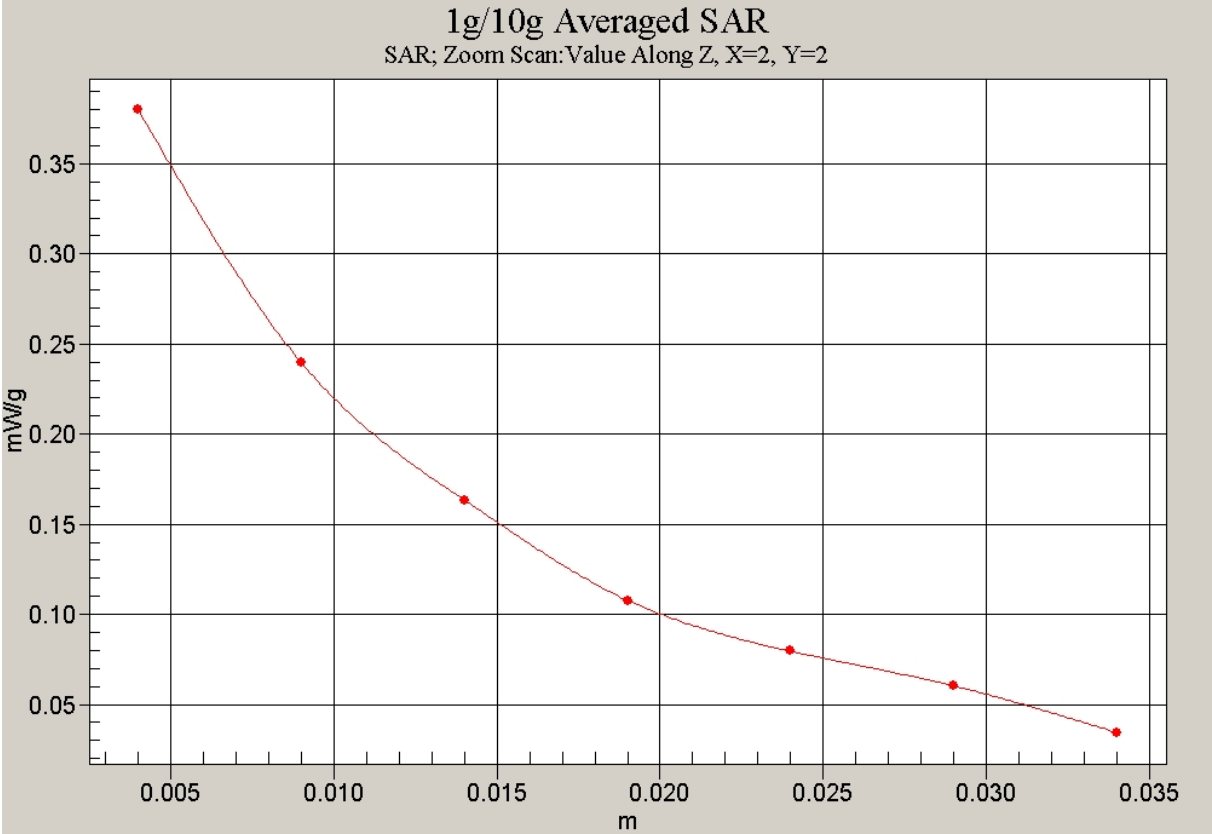

Fig.54 Z-Scan at power reference point (PCS 1900-EGPRS CH661 Test Position 2)

1900 EGPRS Test Position 3 with HP Laptop

Electronics: DAE3 Sn536

Communication System: GSM 1900MHz GPRS Frequency: 1880 MHz Duty Cycle: 1:4

Probe: ET3DV6 - SN1736 ConvF(4.88, 4.88, 4.88)

Test Position 3/Area Scan (81x101x1): Measurement grid: dx=10mm, dy=10mm

Maximum value of SAR (interpolated) = 0.151 mW/g

Test Position 3/Zoom Scan (7x7x7)/Cube 0: Measurement grid: dx=5mm, dy=5mm, dz=5mm

Reference Value = 2.63 V/m; Power Drift = 0.200 dB

Peak SAR (extrapolated) = 0.239 W/kg

SAR(1 g) = 0.141 mW/g; SAR(10 g) = 0.085 mW/g

Maximum value of SAR (measured) = 0.154 mW/g



0 dB = 0.154mW/g

Fig.55 PCS 1900-EGPRS CH661 Test Position 3