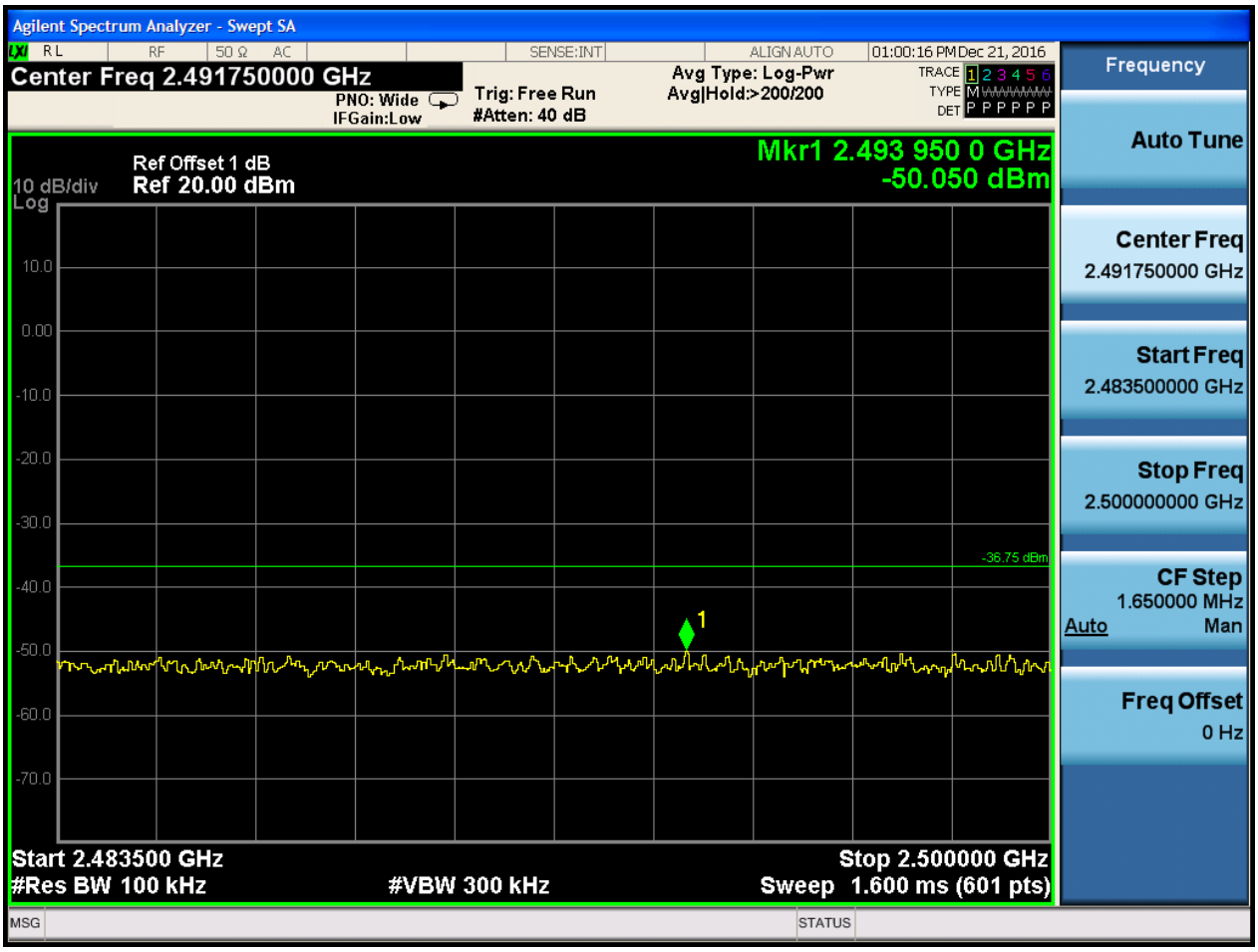

Huawei Proprietary and Confidential
Copyright © Huawei Technologies Co., Ltd.

Huawei Proprietary and Confidential
Copyright © Huawei Technologies Co., Ltd.

2.31 11N40m_L@Ant 1

Pref:

Huawei Proprietary and Confidential
Copyright © Huawei Technologies Co., Ltd.

Puw:

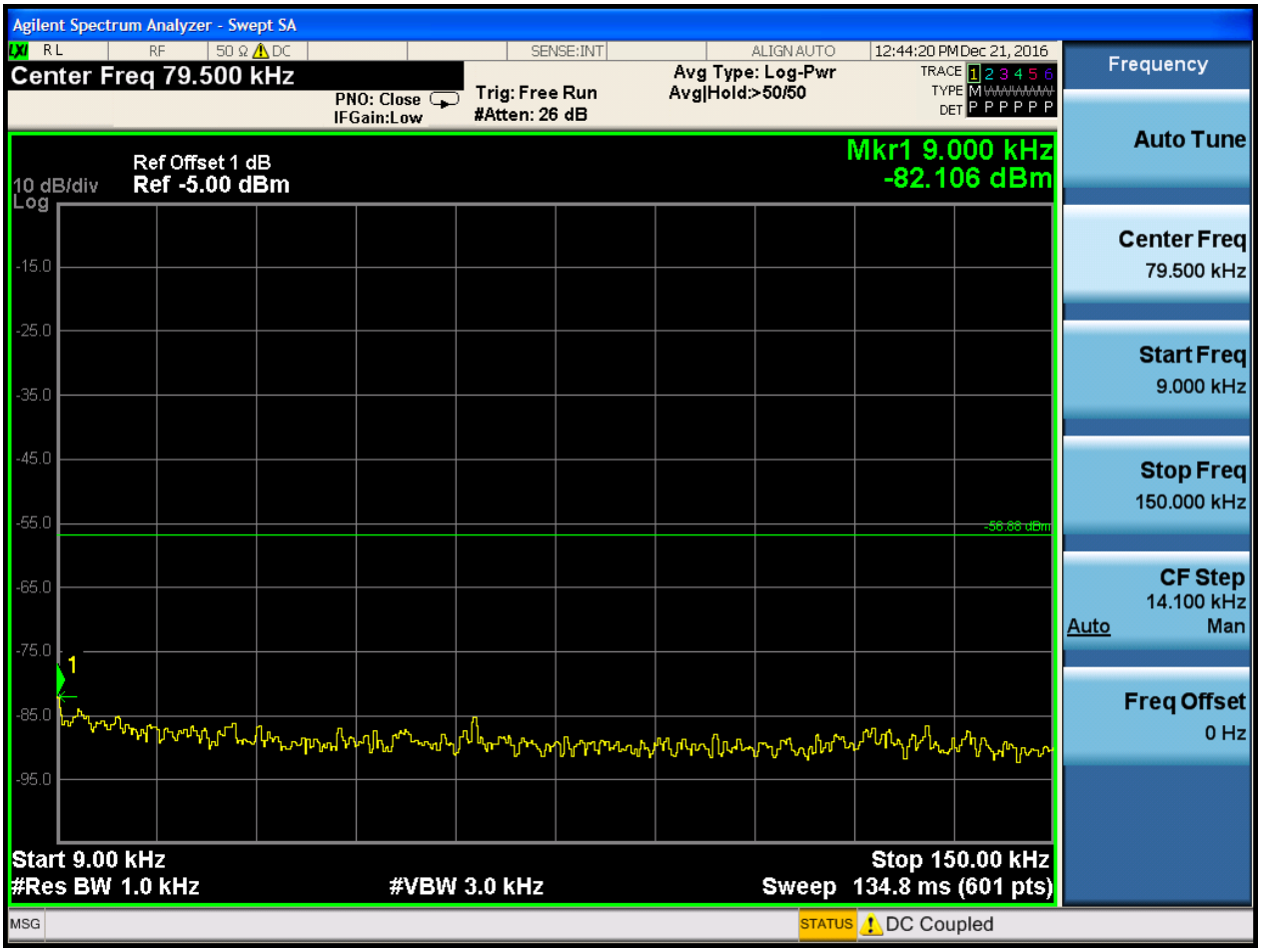

Huawei Proprietary and Confidential
Copyright © Huawei Technologies Co., Ltd.

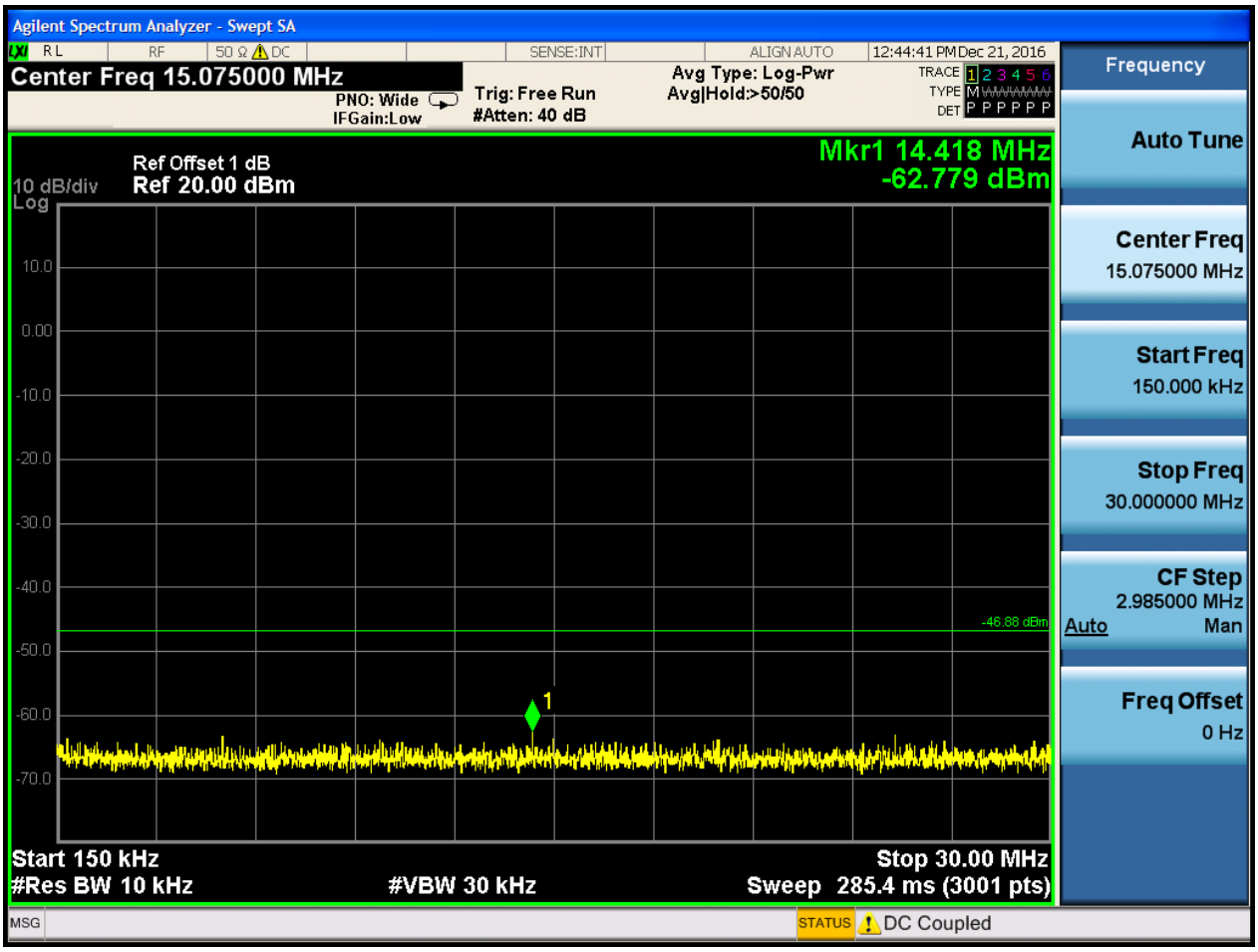

Huawei Proprietary and Confidential
Copyright © Huawei Technologies Co., Ltd.

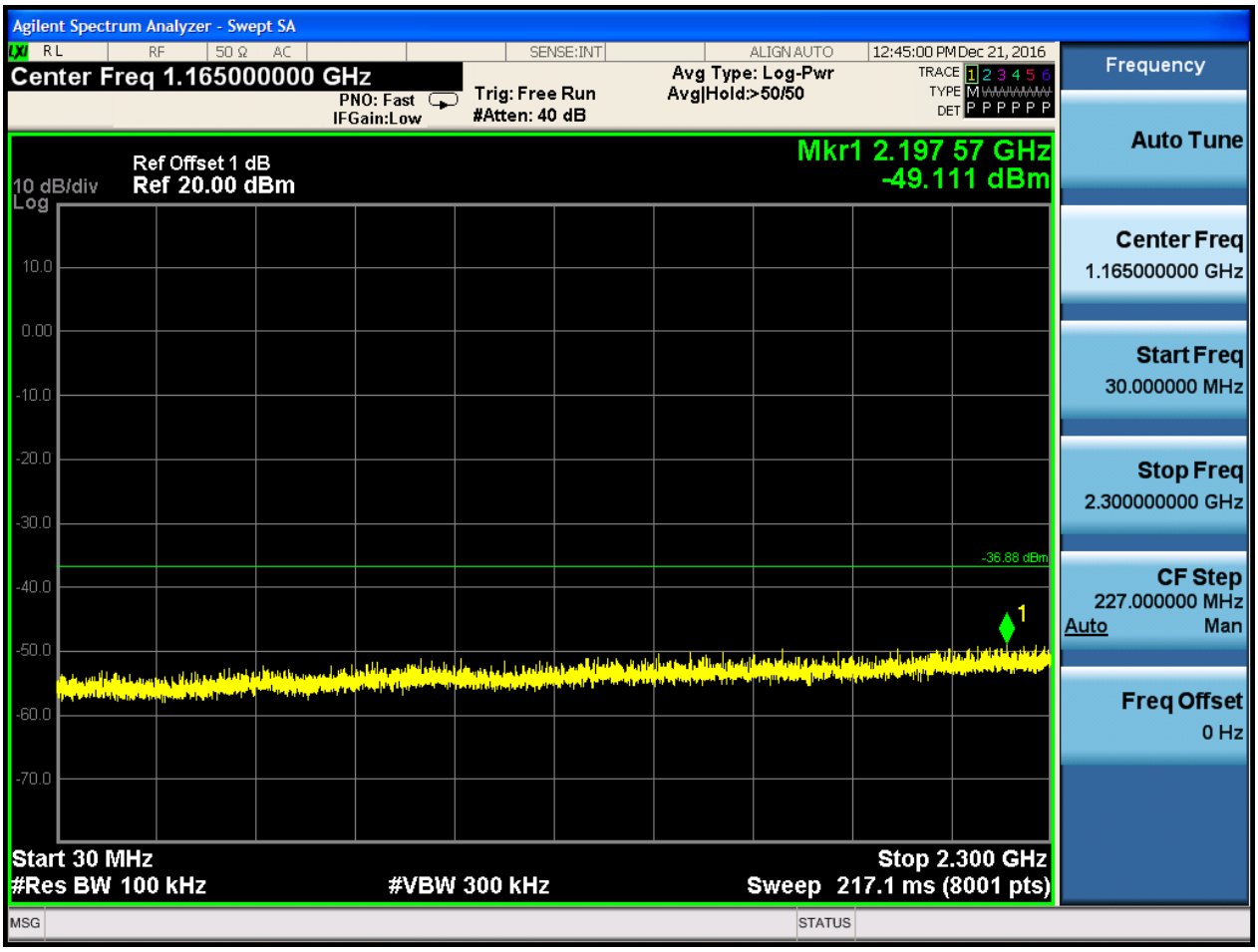

Huawei Proprietary and Confidential
Copyright © Huawei Technologies Co., Ltd.

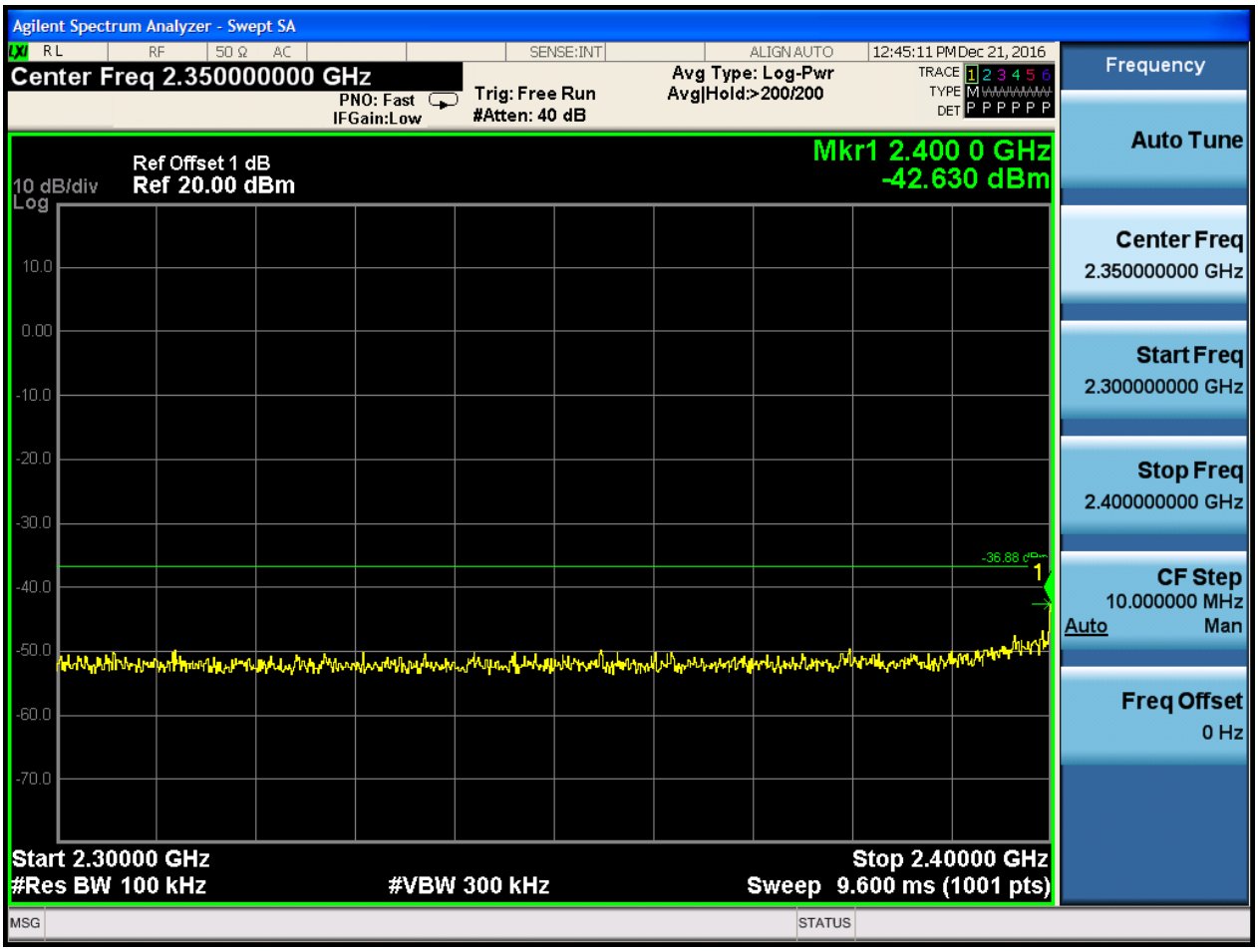

Huawei Proprietary and Confidential
Copyright © Huawei Technologies Co., Ltd.

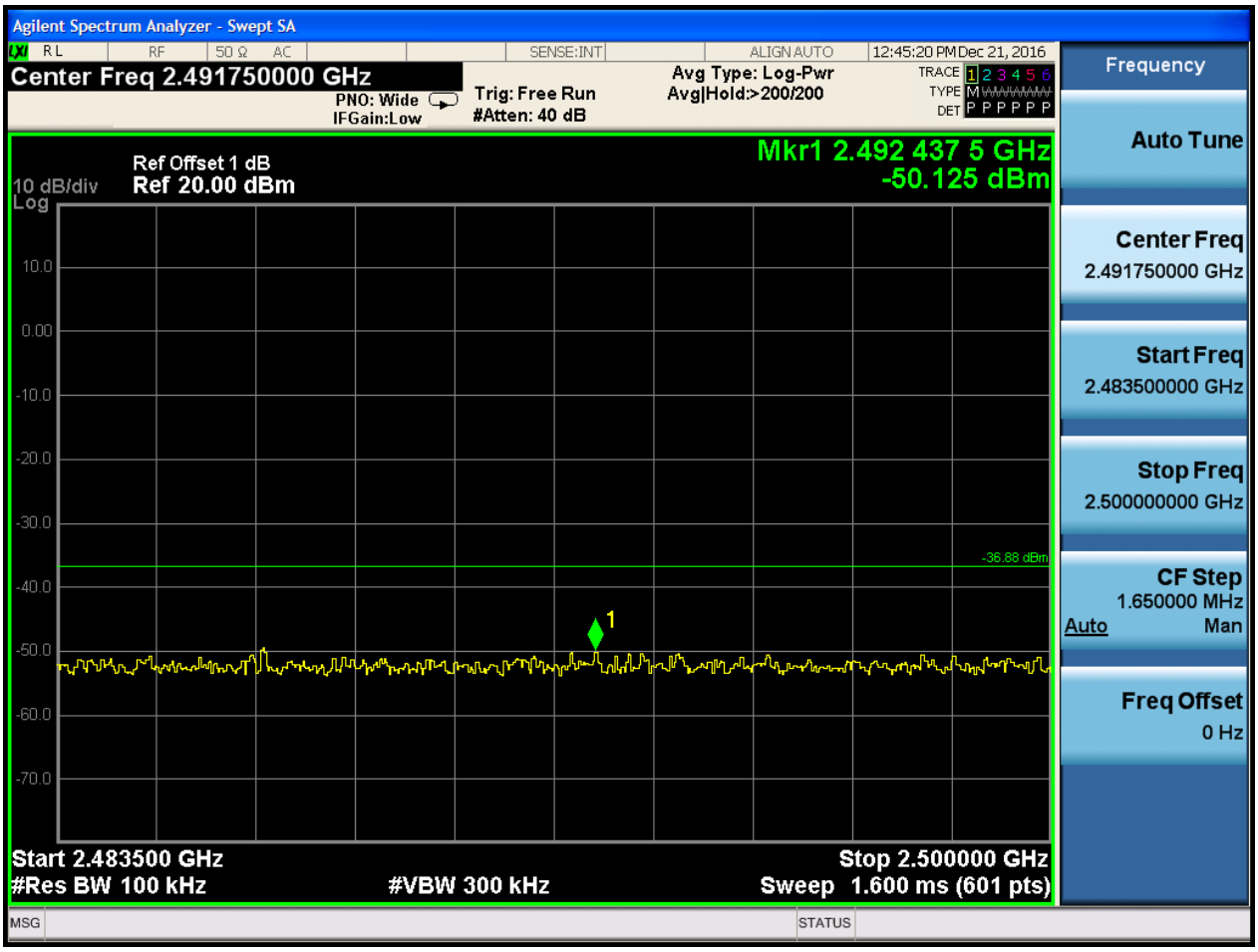

Huawei Proprietary and Confidential
Copyright © Huawei Technologies Co., Ltd.

Huawei Proprietary and Confidential
Copyright © Huawei Technologies Co., Ltd.

2.32 11N40m_L@Ant 2

Pref:

Huawei Proprietary and Confidential
Copyright © Huawei Technologies Co., Ltd.

Puw:

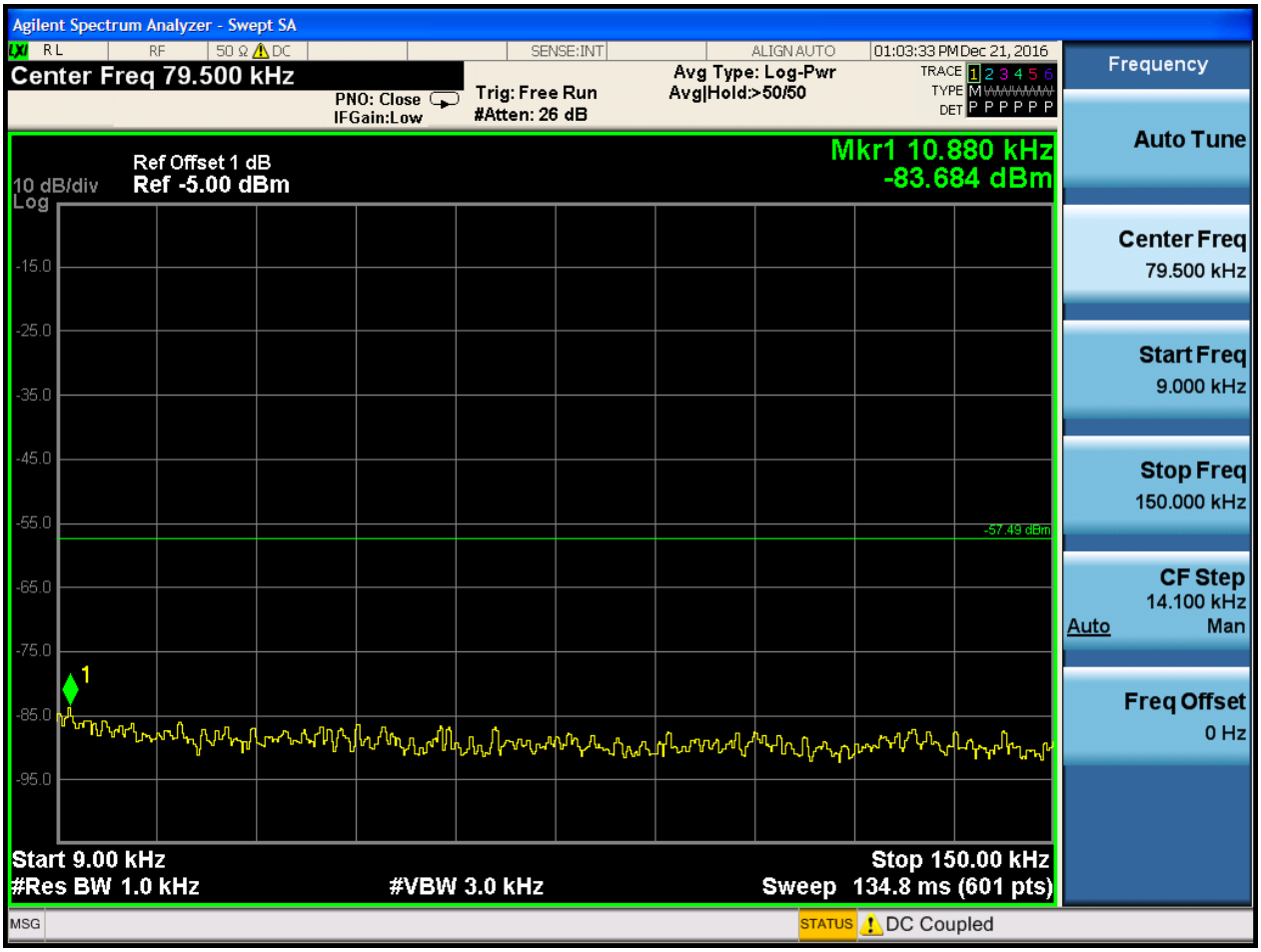

Huawei Proprietary and Confidential
Copyright © Huawei Technologies Co., Ltd.

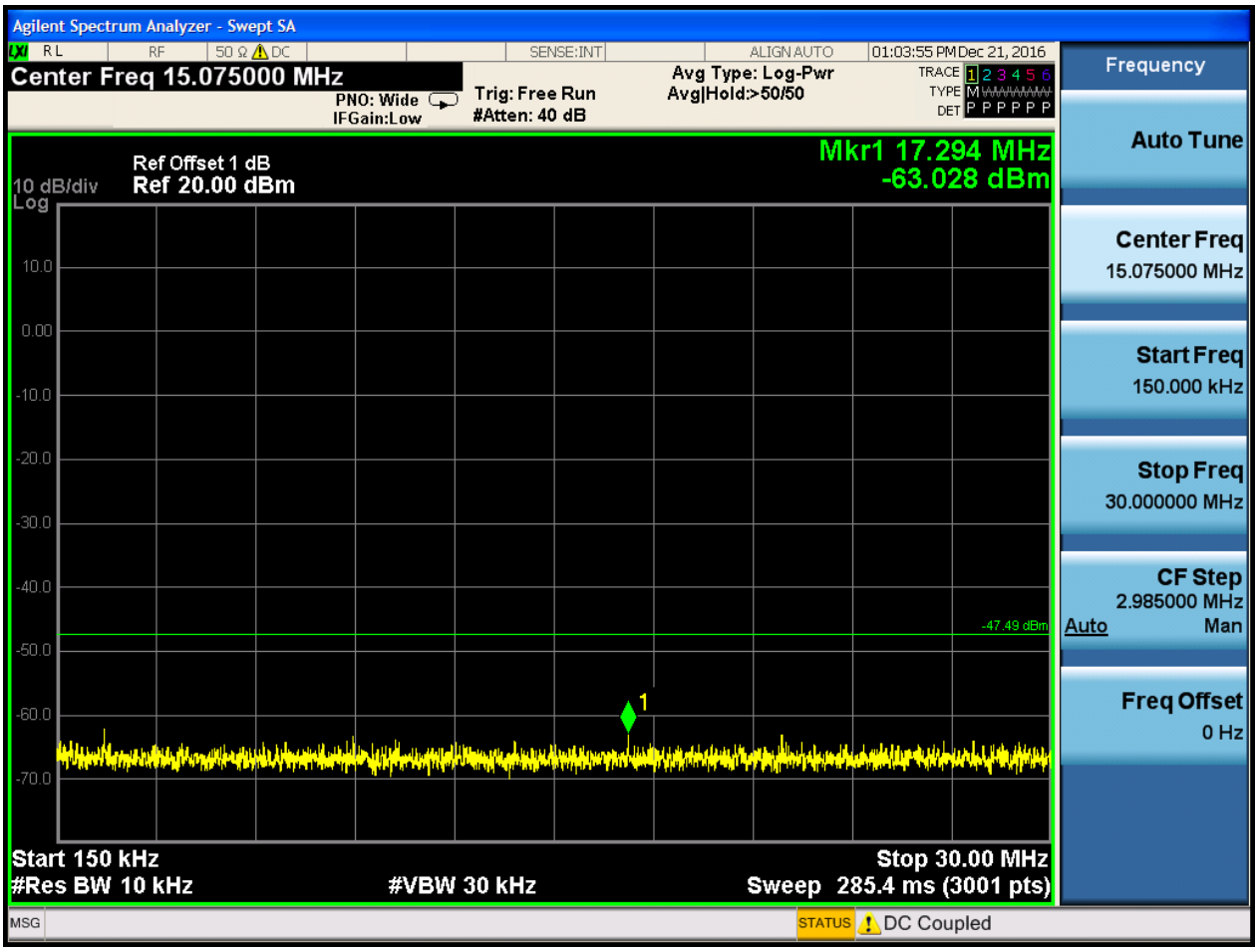

Huawei Proprietary and Confidential
Copyright © Huawei Technologies Co., Ltd.

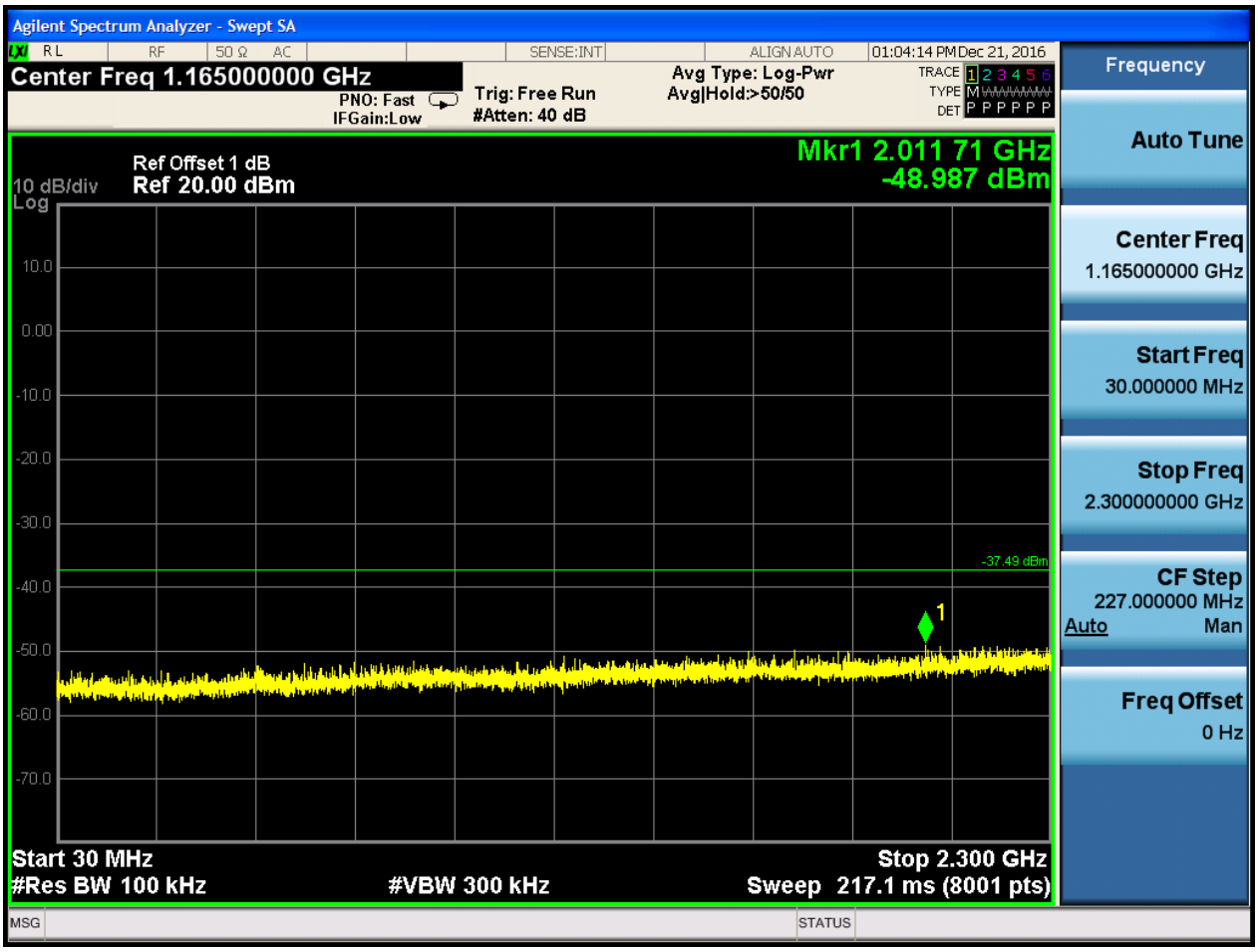

Huawei Proprietary and Confidential
Copyright © Huawei Technologies Co., Ltd.

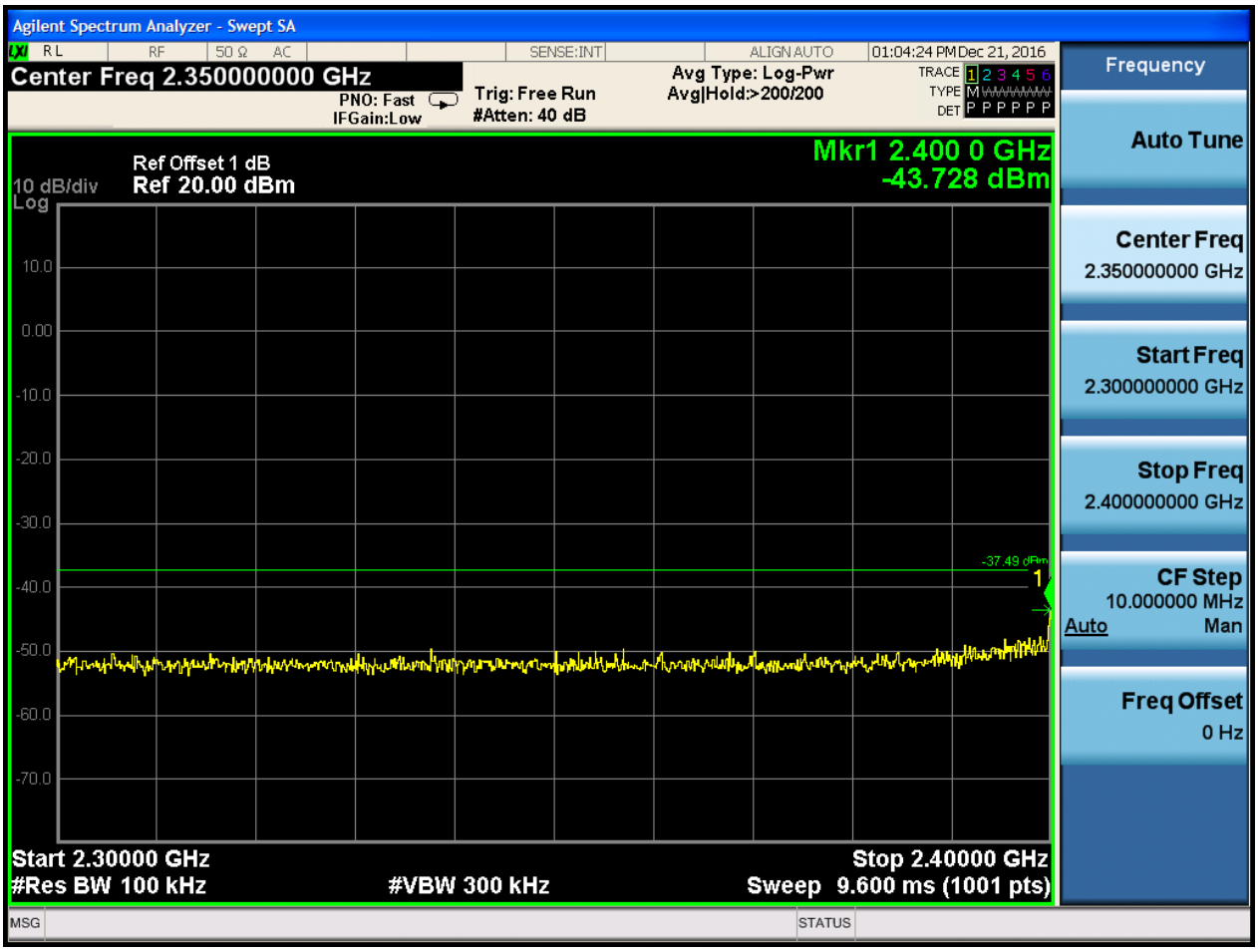

Huawei Proprietary and Confidential
Copyright © Huawei Technologies Co., Ltd.

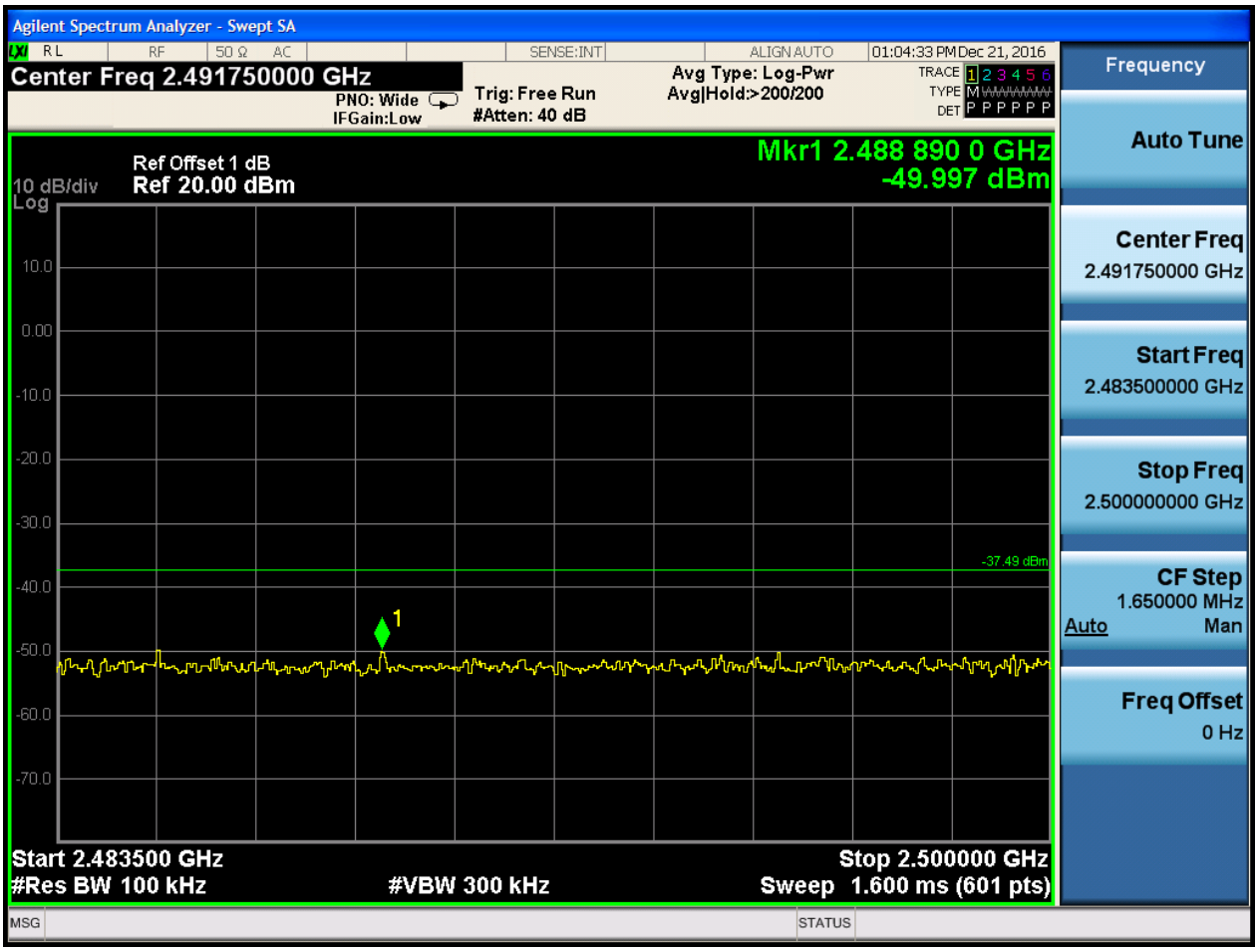

Huawei Proprietary and Confidential
Copyright © Huawei Technologies Co., Ltd.

Huawei Proprietary and Confidential
Copyright © Huawei Technologies Co., Ltd.

Huawei Proprietary and Confidential
Copyright © Huawei Technologies Co., Ltd.

2.33 11N40m_M@Ant 1

Pref:

Huawei Proprietary and Confidential
Copyright © Huawei Technologies Co., Ltd.

Puw:

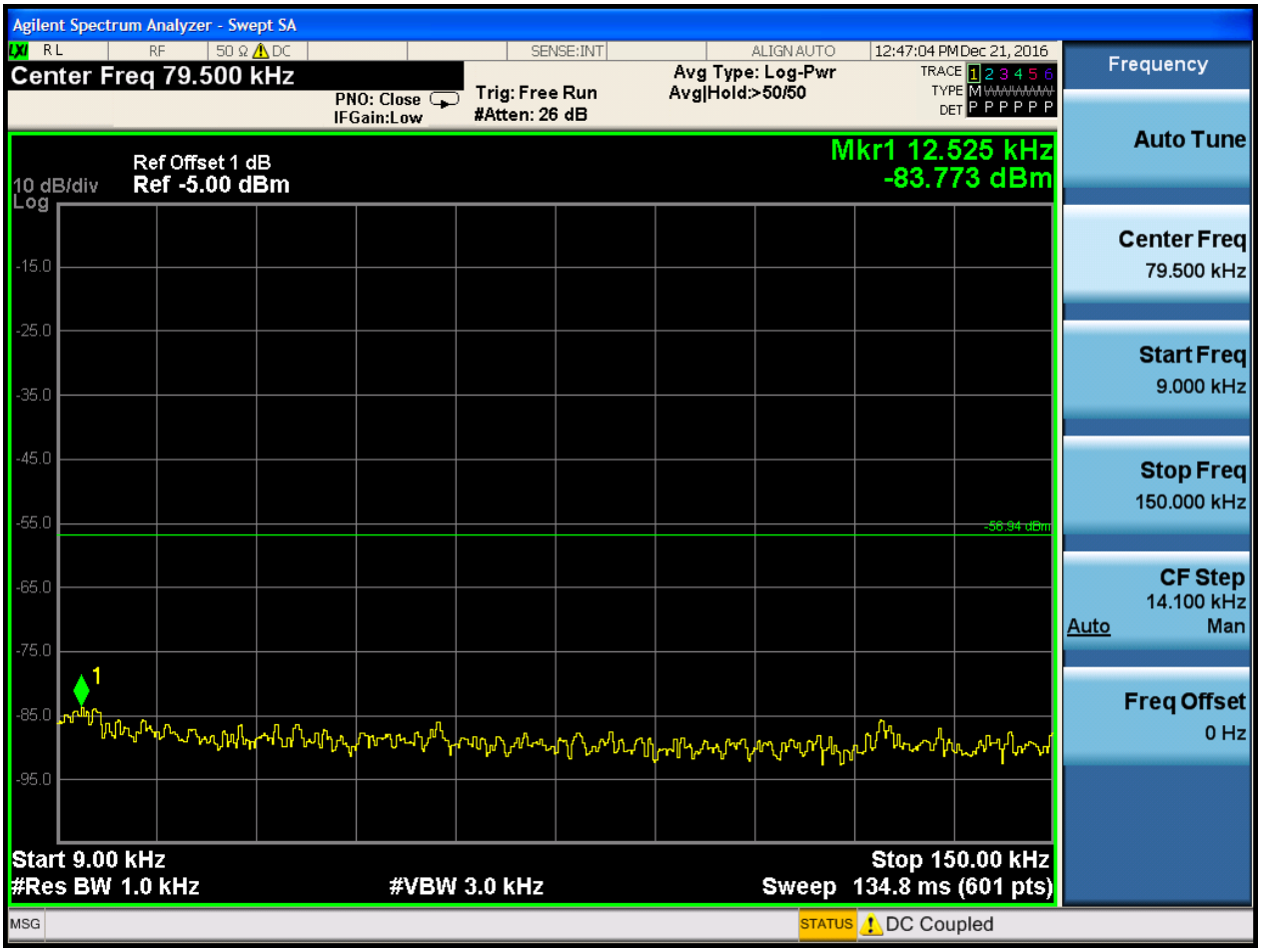

Huawei Proprietary and Confidential
Copyright © Huawei Technologies Co., Ltd.

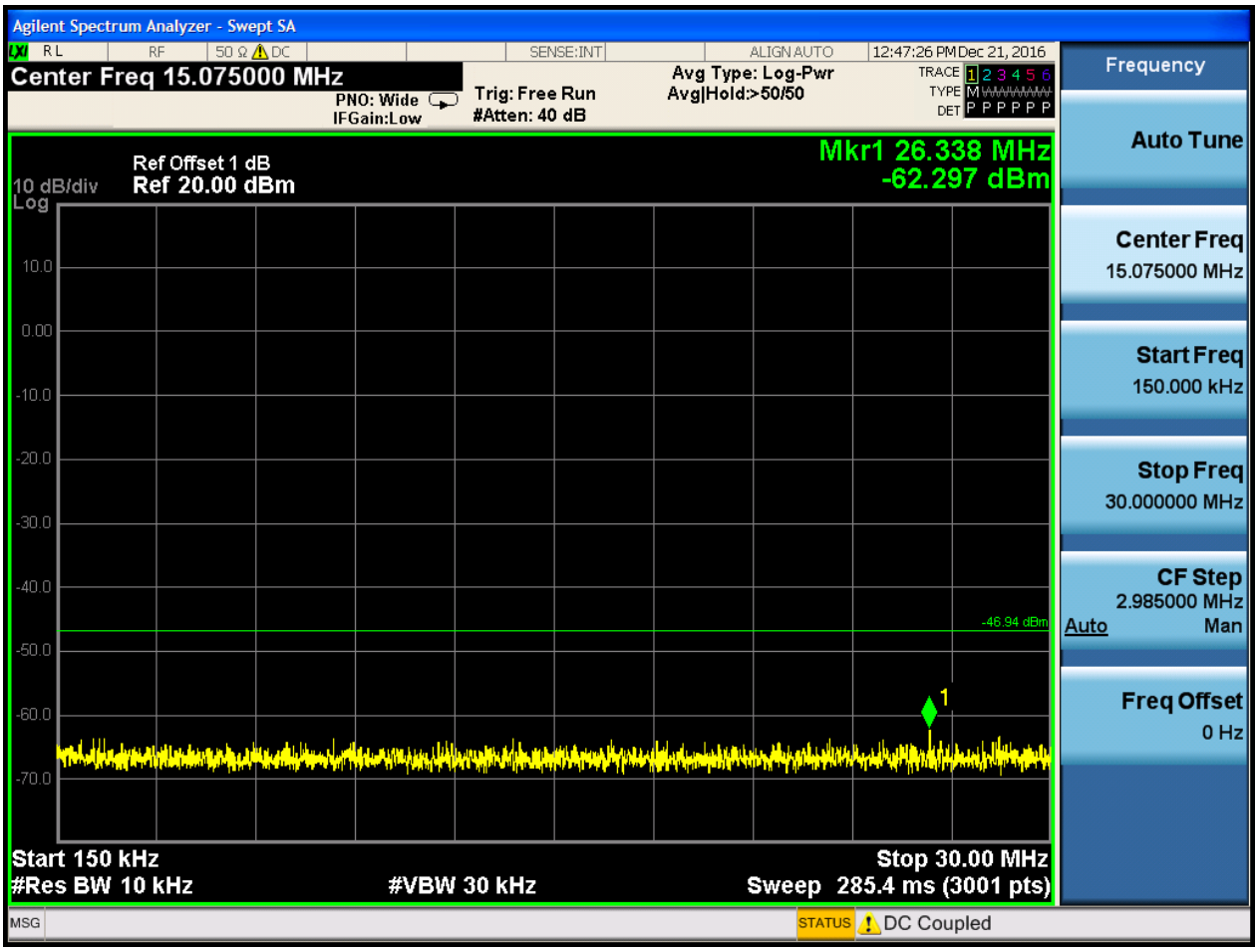

Huawei Proprietary and Confidential
Copyright © Huawei Technologies Co., Ltd.

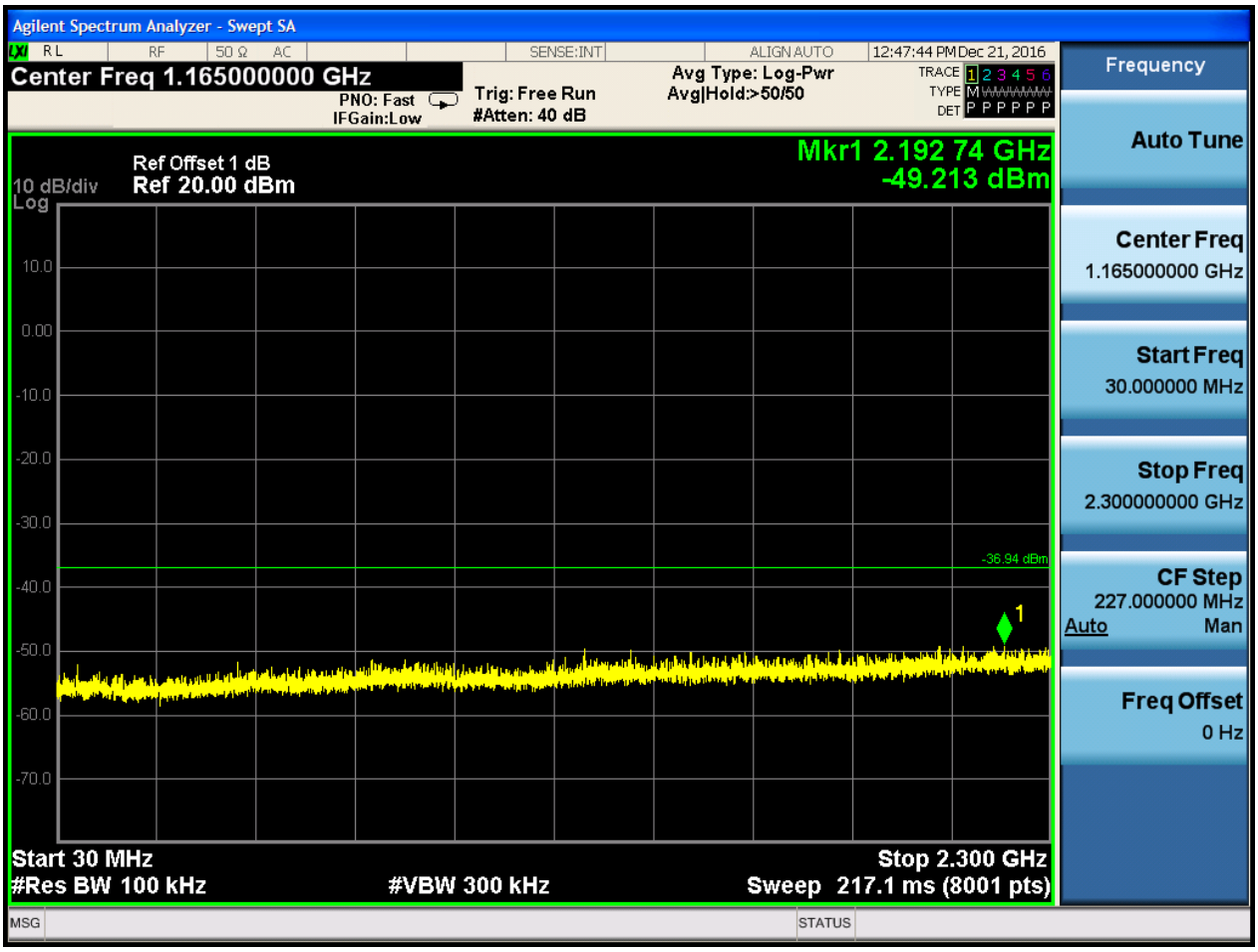

Huawei Proprietary and Confidential
Copyright © Huawei Technologies Co., Ltd.

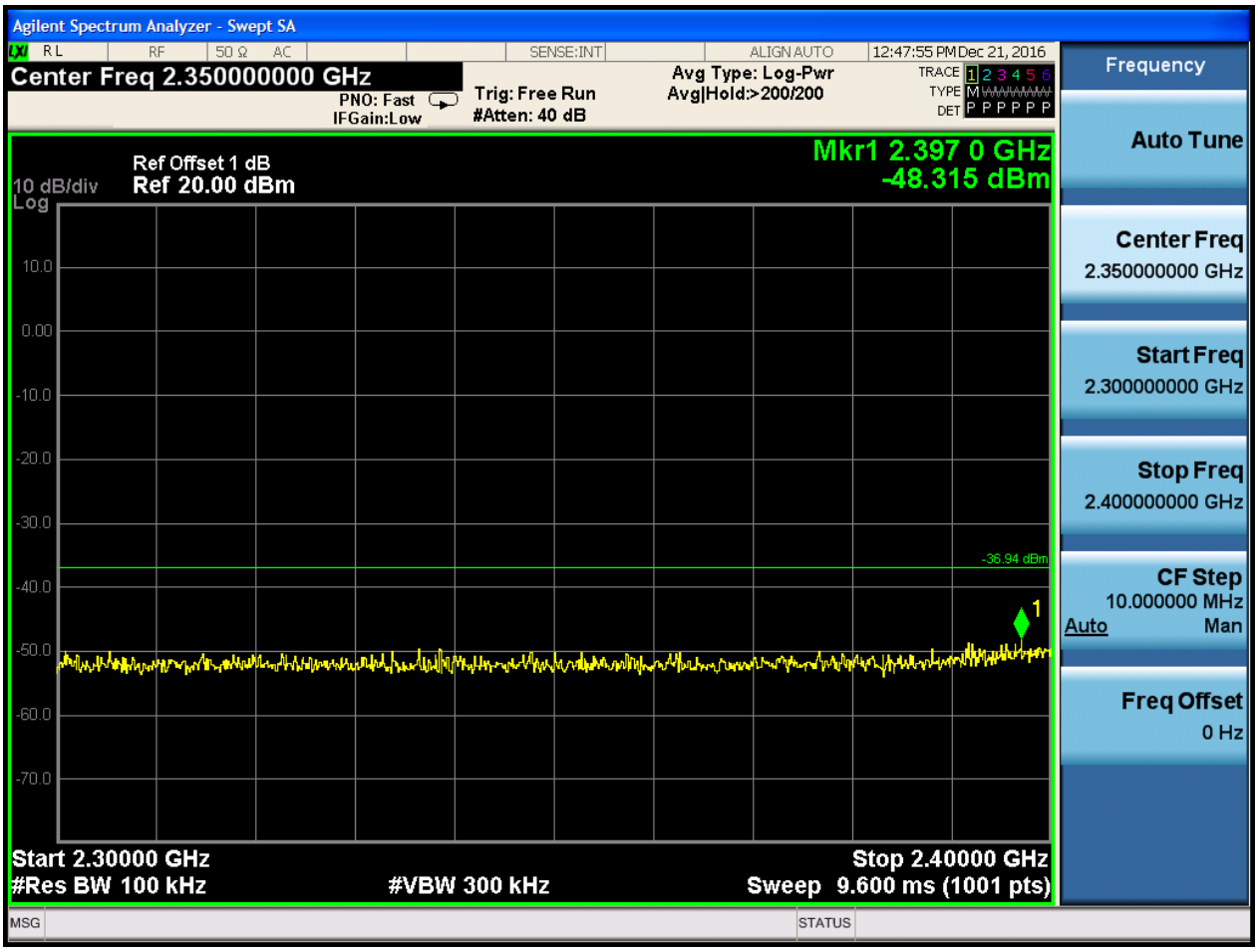

Huawei Proprietary and Confidential
Copyright © Huawei Technologies Co., Ltd.

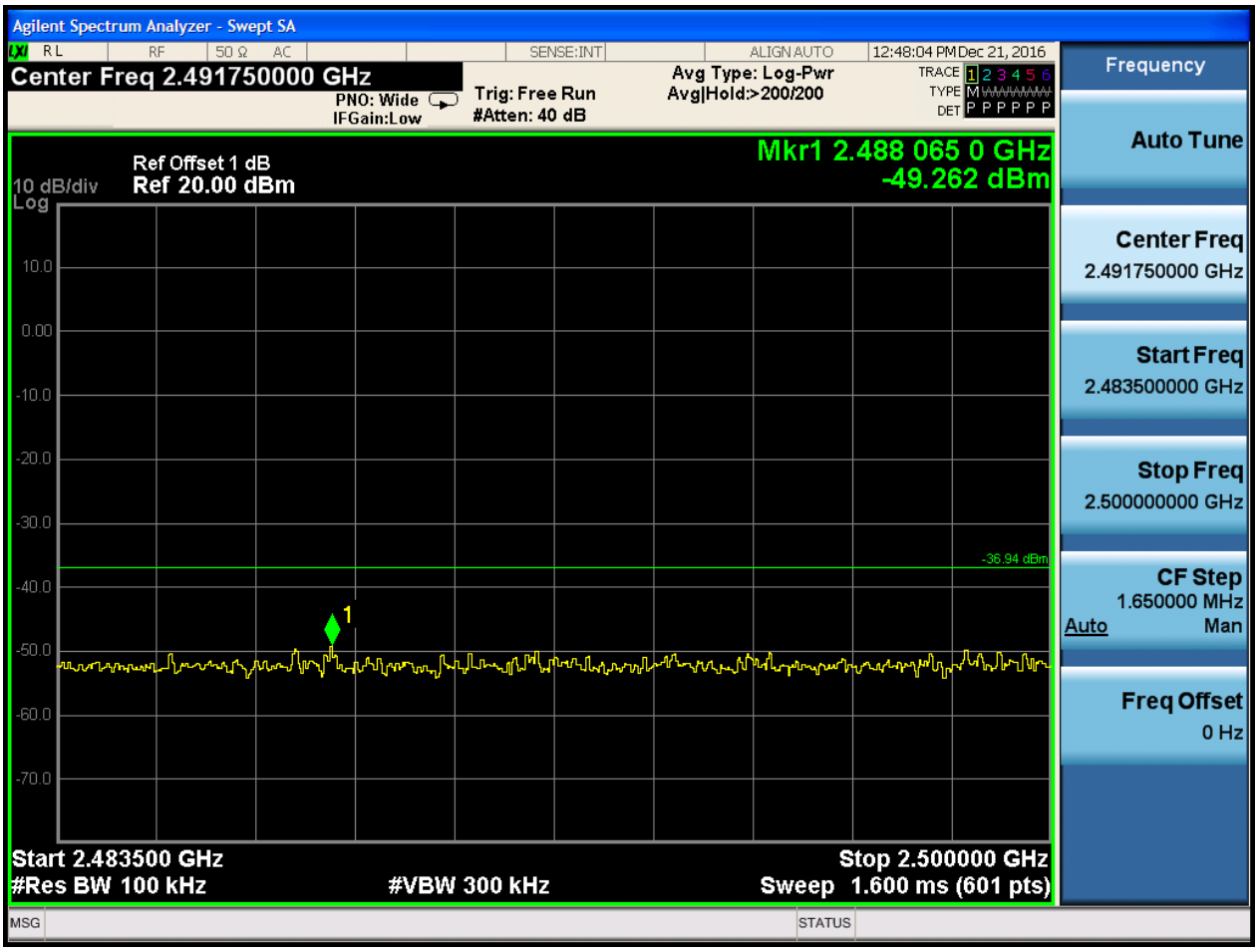

Huawei Proprietary and Confidential
Copyright © Huawei Technologies Co., Ltd.

Huawei Proprietary and Confidential
Copyright © Huawei Technologies Co., Ltd.

2.34 11N40m_M@Ant 2

Pref:

Huawei Proprietary and Confidential
Copyright © Huawei Technologies Co., Ltd.

Puw:

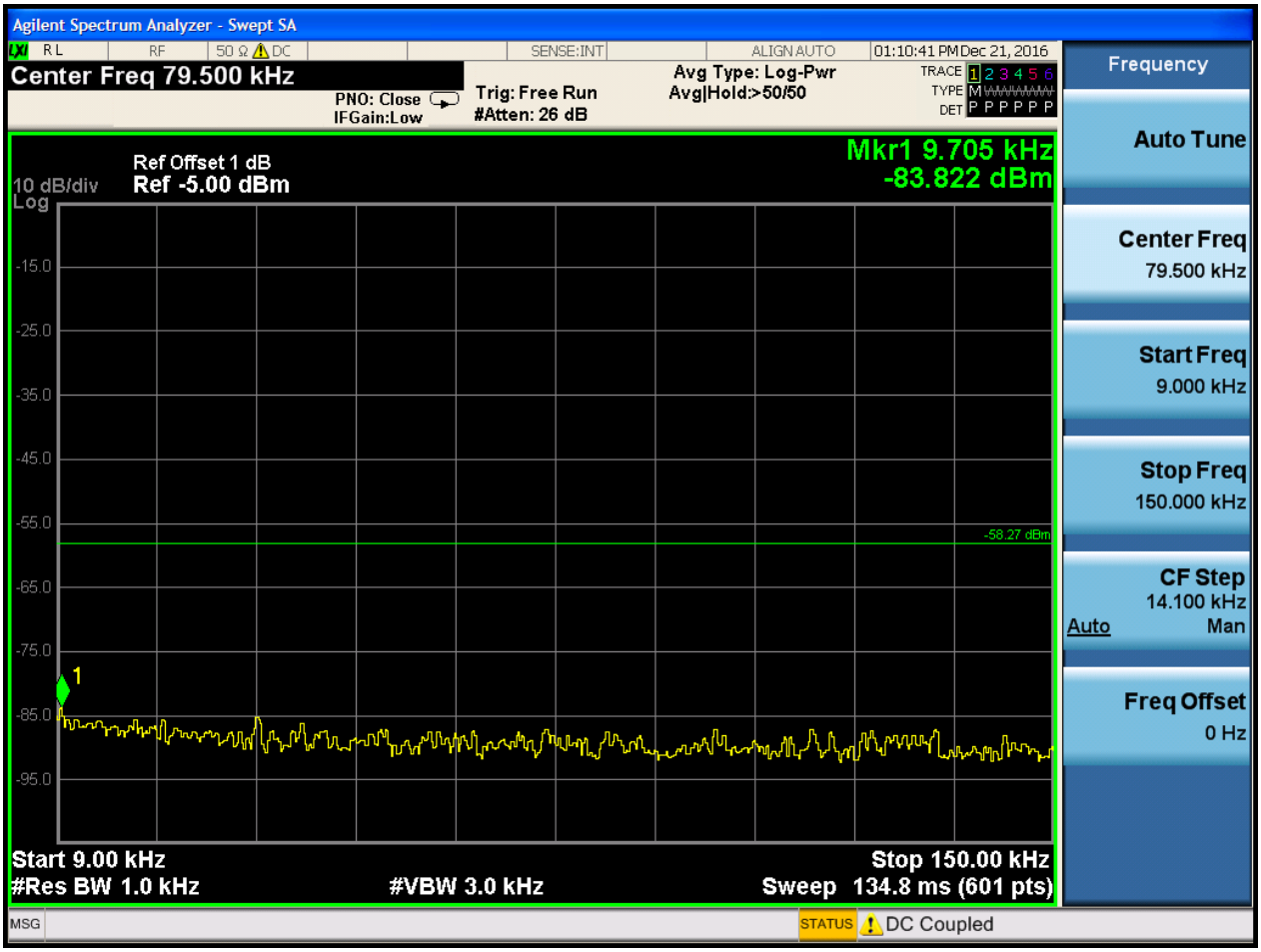

Huawei Proprietary and Confidential
Copyright © Huawei Technologies Co., Ltd.

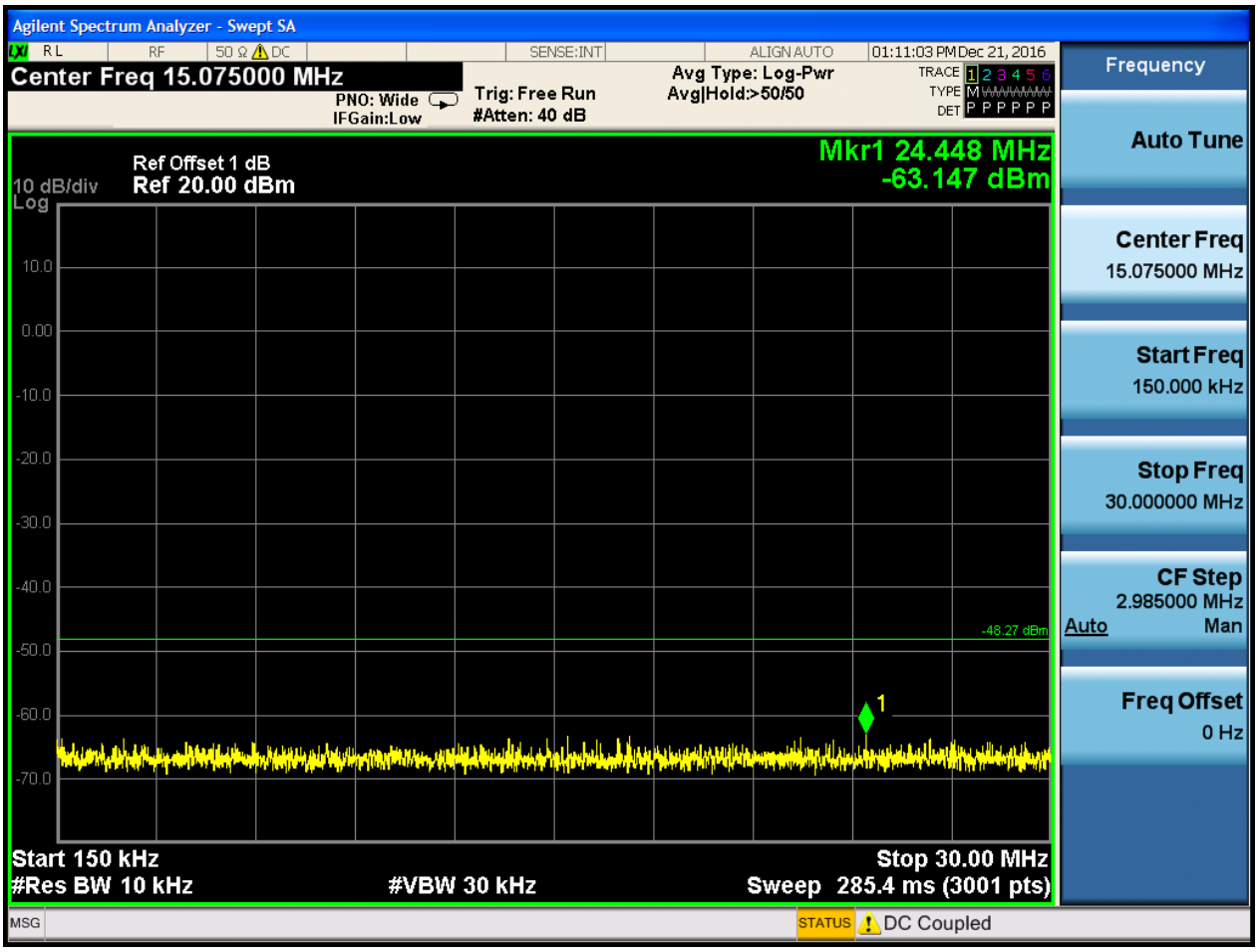

Huawei Proprietary and Confidential
Copyright © Huawei Technologies Co., Ltd.

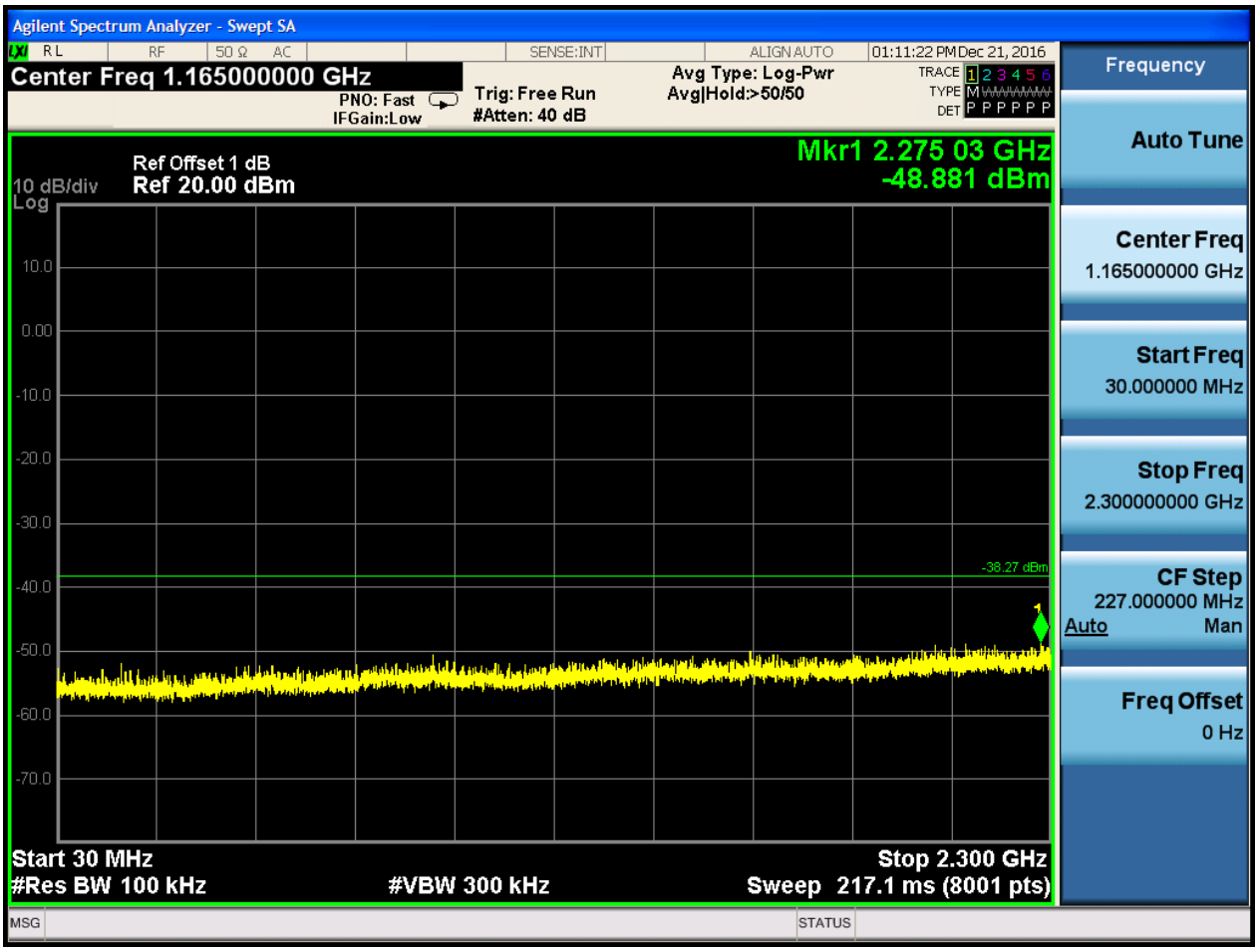

Huawei Proprietary and Confidential
Copyright © Huawei Technologies Co., Ltd.

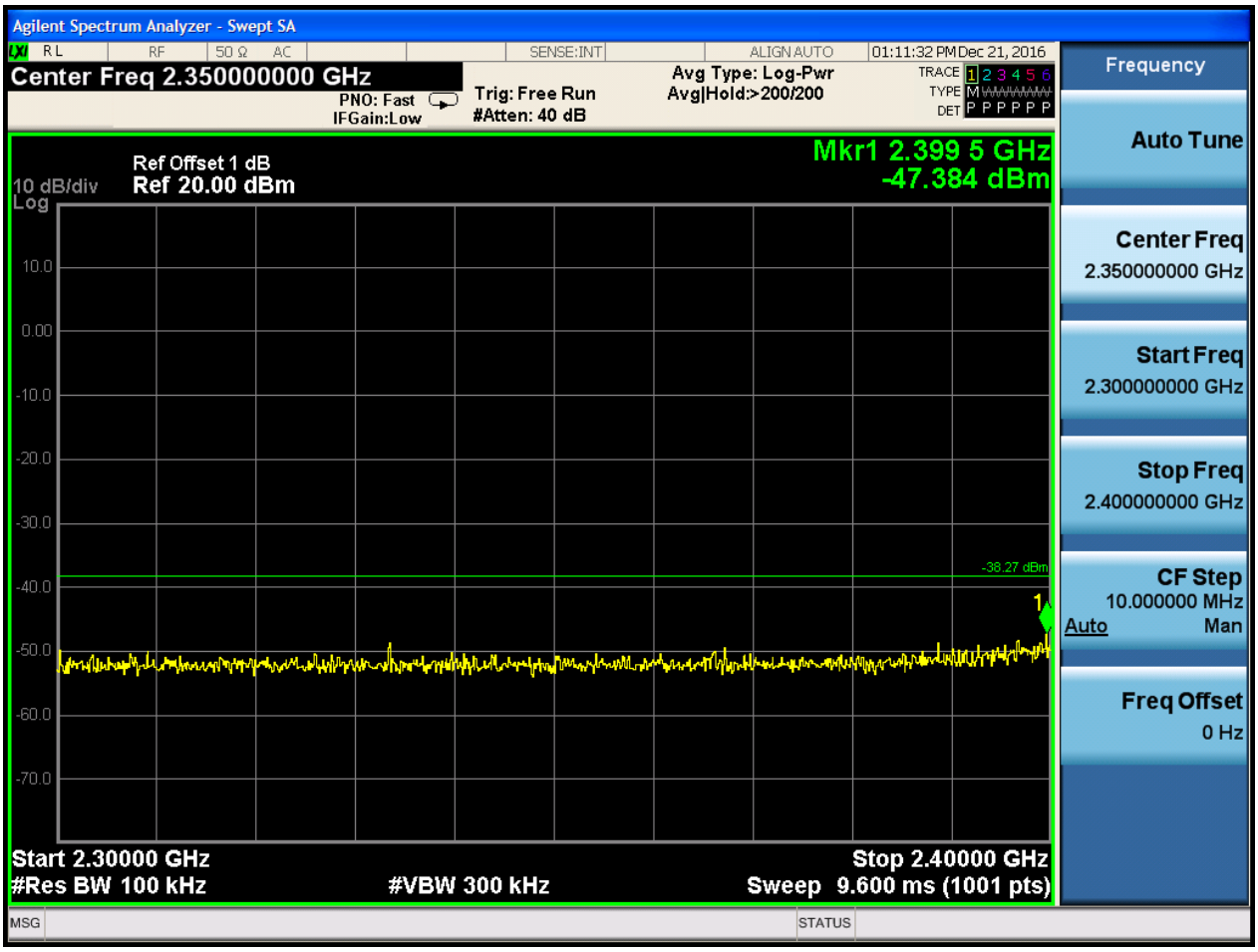

Huawei Proprietary and Confidential
Copyright © Huawei Technologies Co., Ltd.

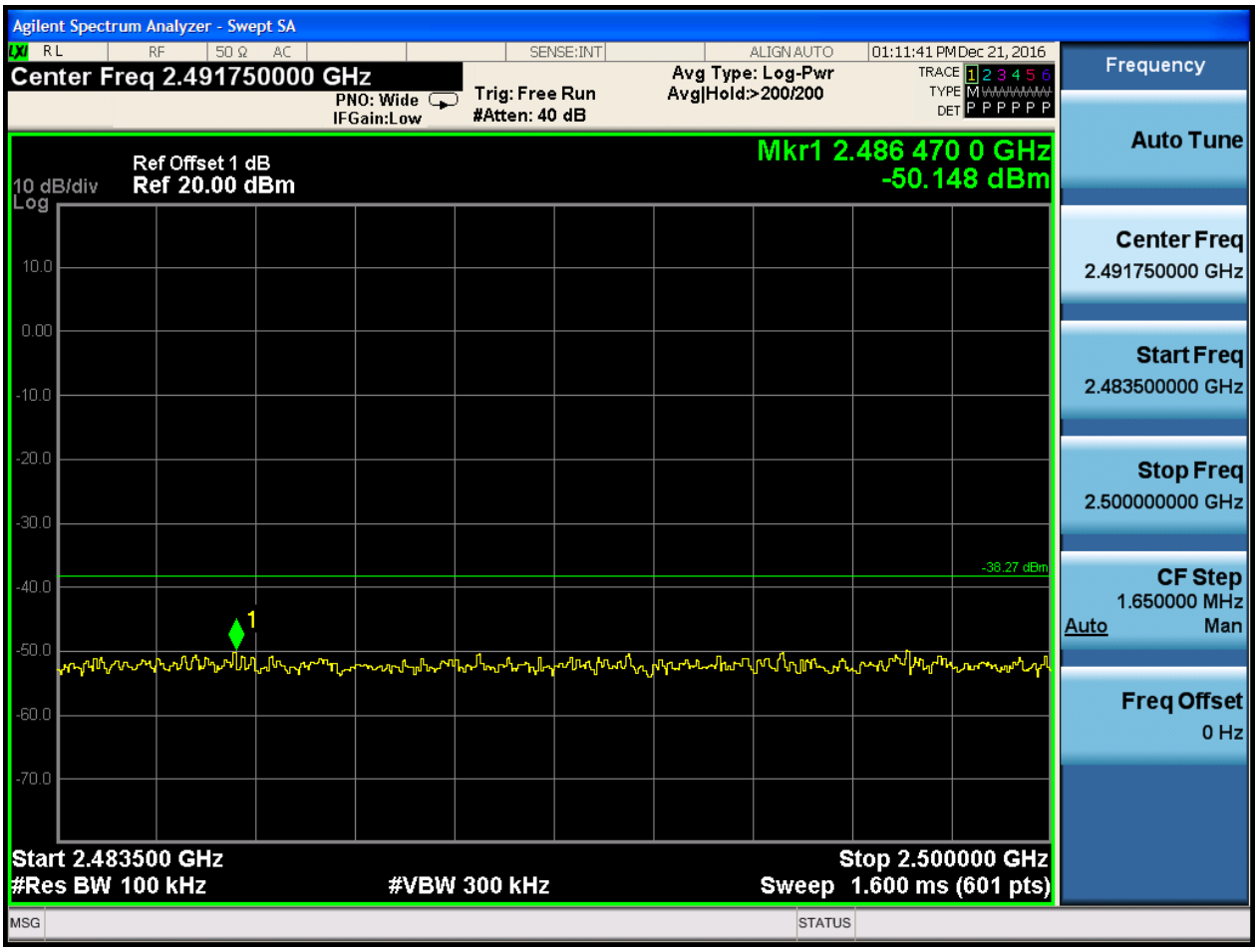

Huawei Proprietary and Confidential
Copyright © Huawei Technologies Co., Ltd.

Huawei Proprietary and Confidential
Copyright © Huawei Technologies Co., Ltd.

Huawei Proprietary and Confidential
Copyright © Huawei Technologies Co., Ltd.

2.35 11N40m_H@Ant 1

Pref:

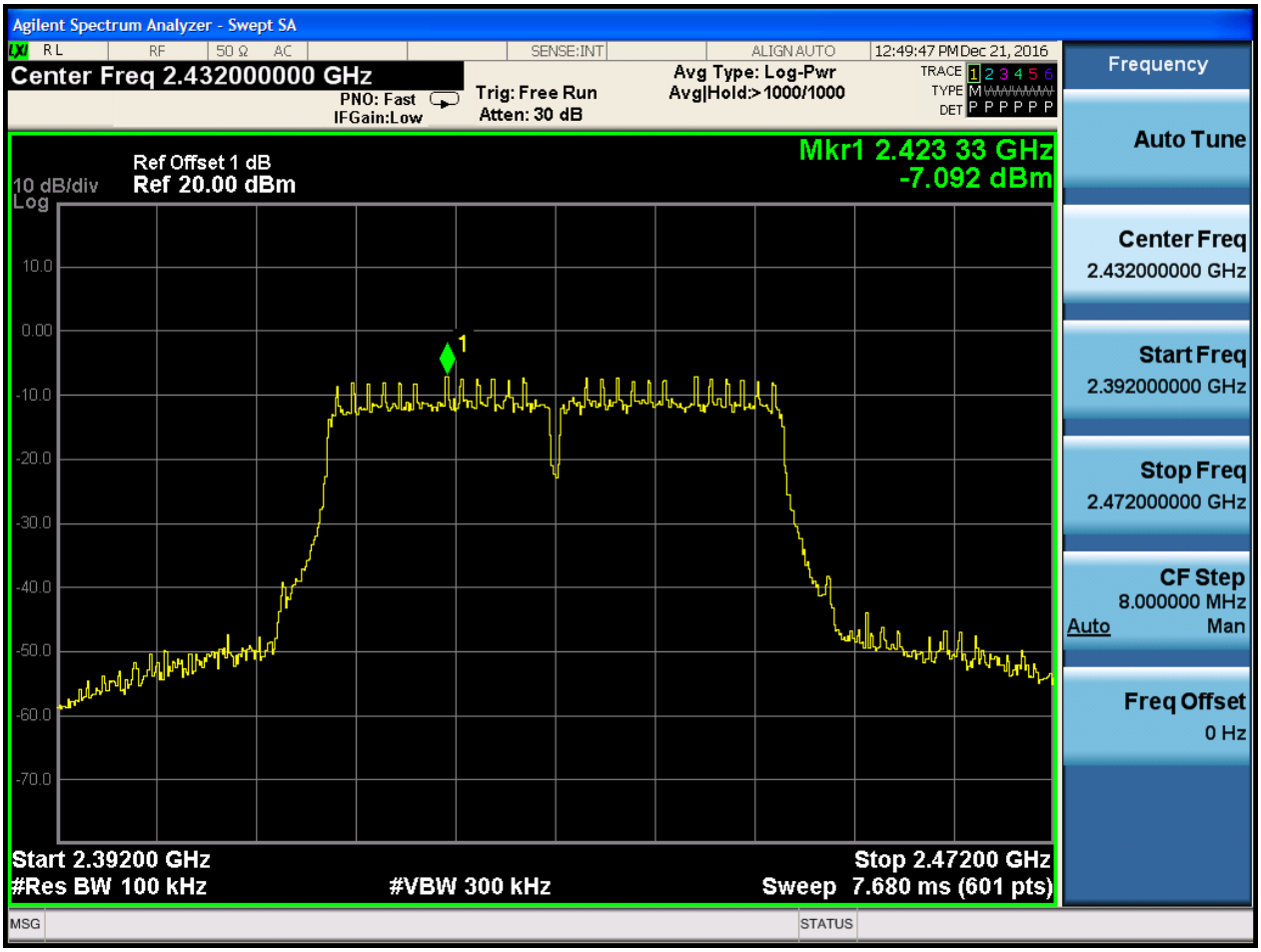

Huawei Proprietary and Confidential
Copyright © Huawei Technologies Co., Ltd.

Puw:

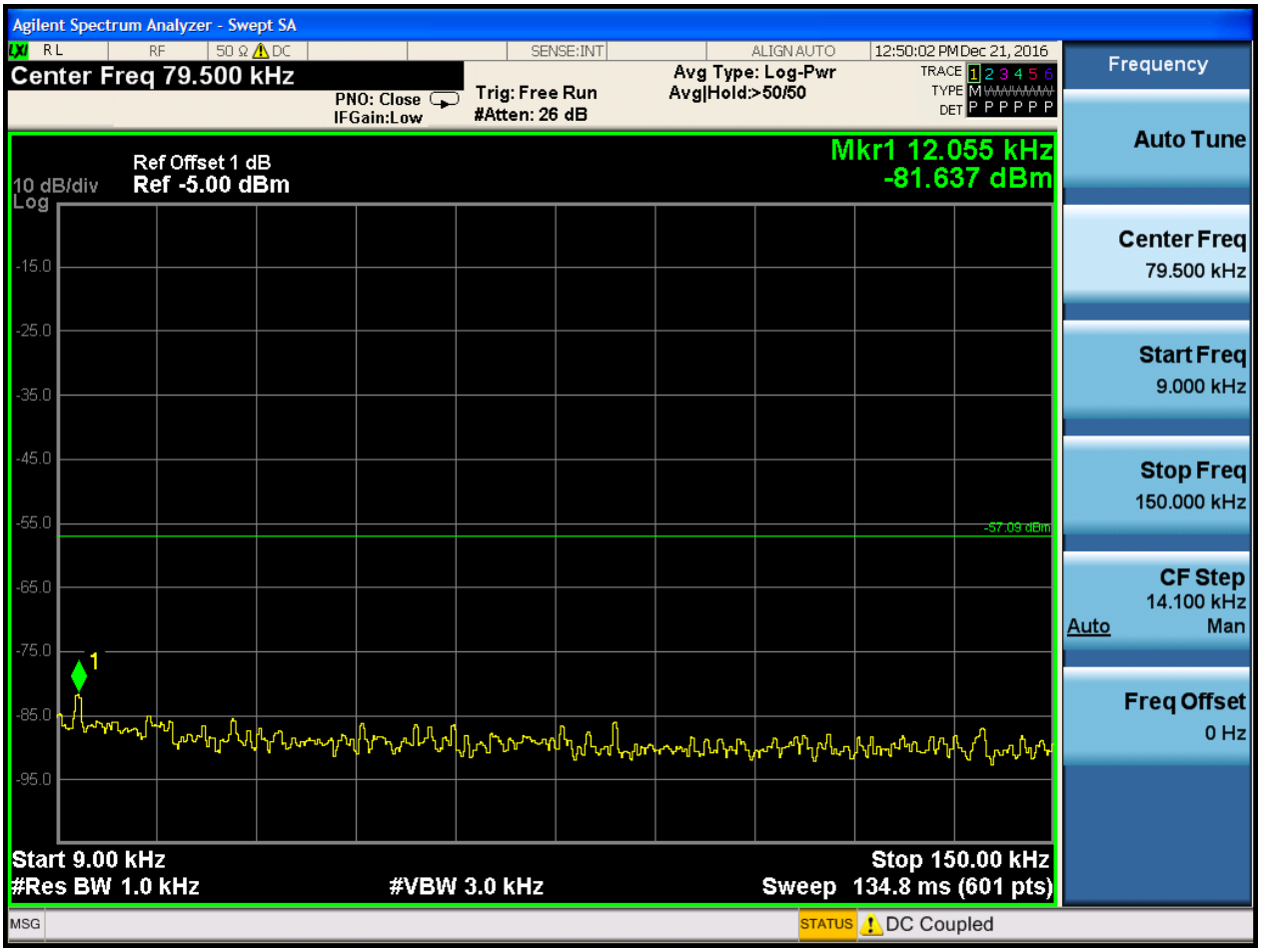

Huawei Proprietary and Confidential
Copyright © Huawei Technologies Co., Ltd.

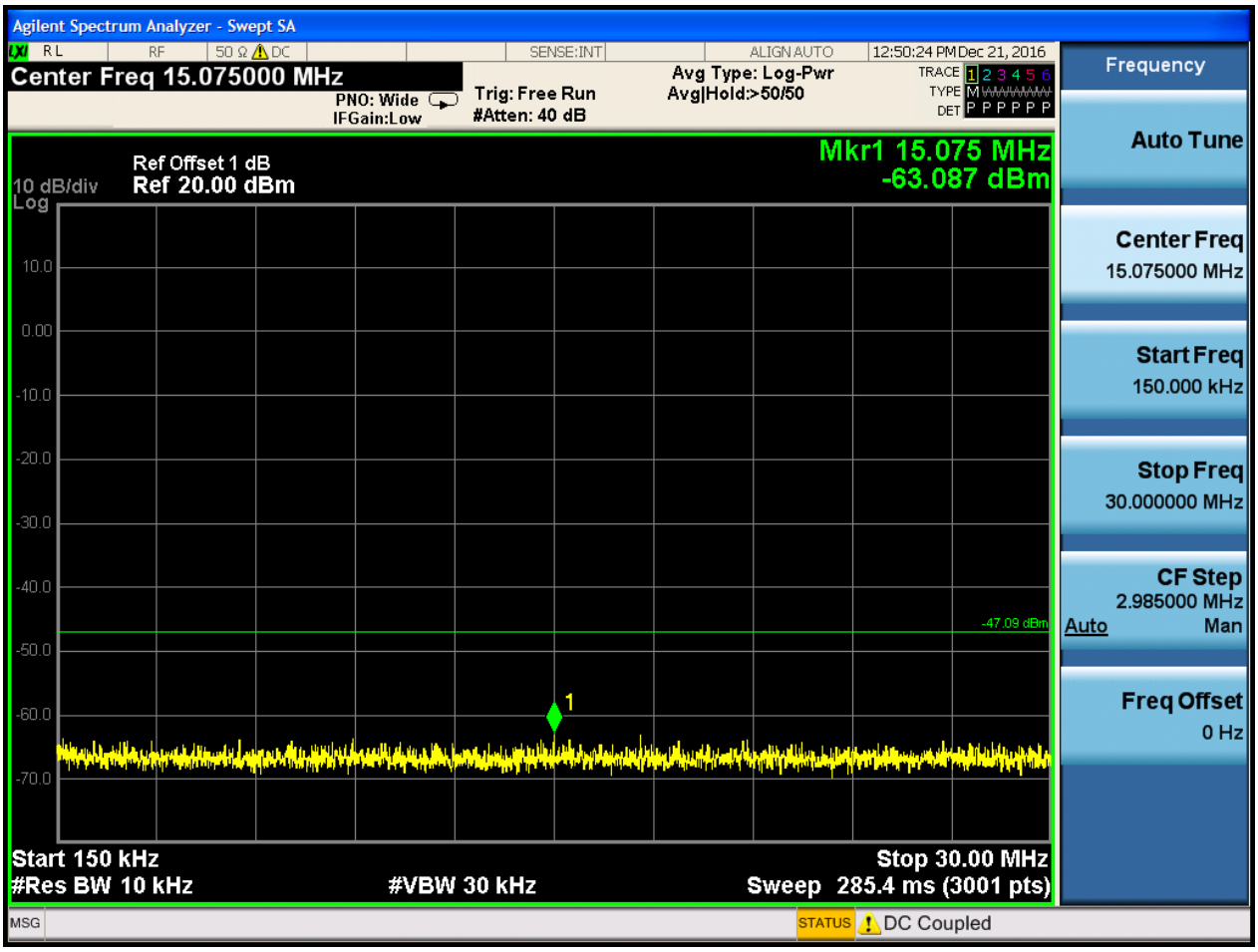

Huawei Proprietary and Confidential
Copyright © Huawei Technologies Co., Ltd.

Huawei Proprietary and Confidential
Copyright © Huawei Technologies Co., Ltd.

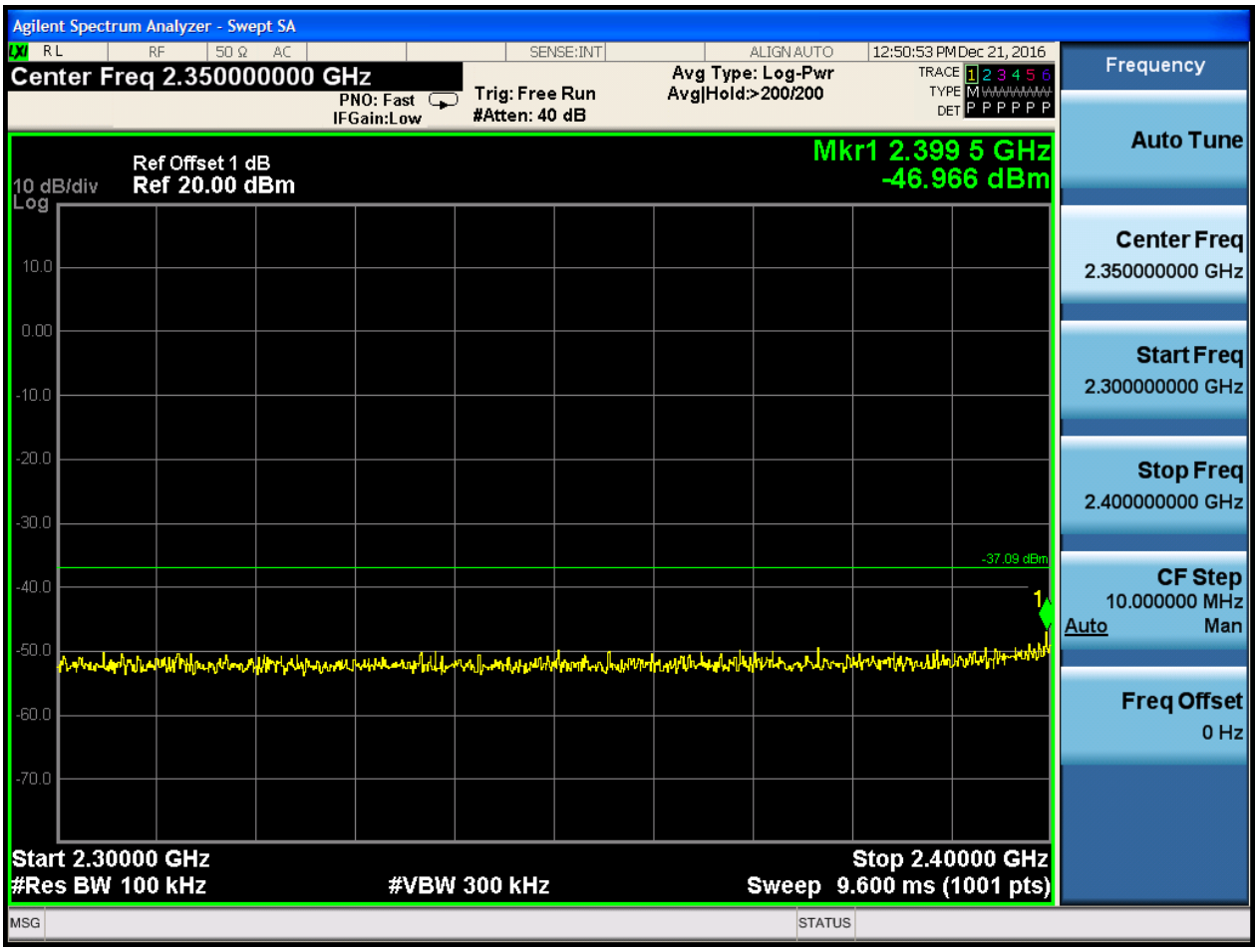

Huawei Proprietary and Confidential
Copyright © Huawei Technologies Co., Ltd.

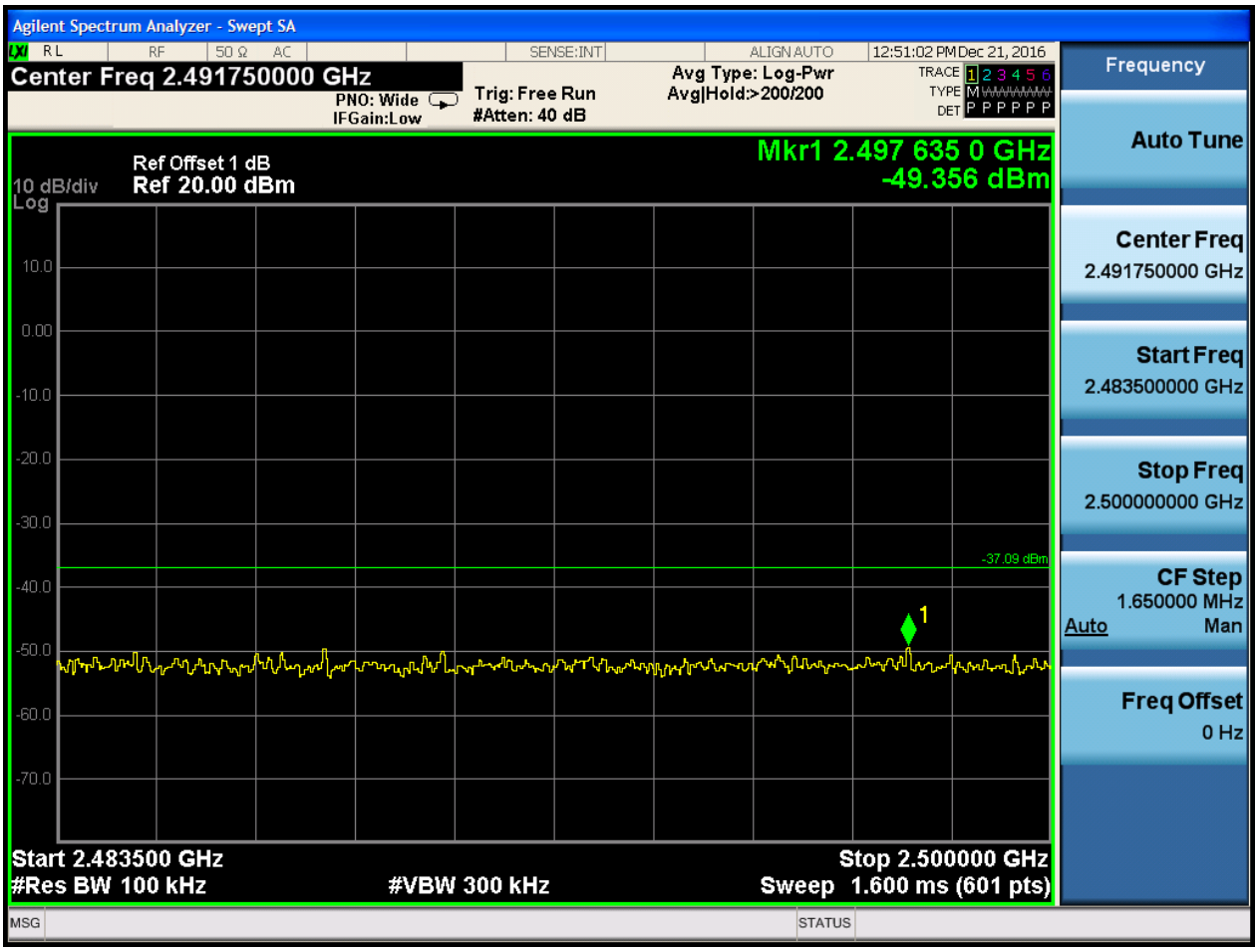

Huawei Proprietary and Confidential
Copyright © Huawei Technologies Co., Ltd.

Huawei Proprietary and Confidential
Copyright © Huawei Technologies Co., Ltd.

2.36 11N40m_H@Ant 2

Pref:

Puw:

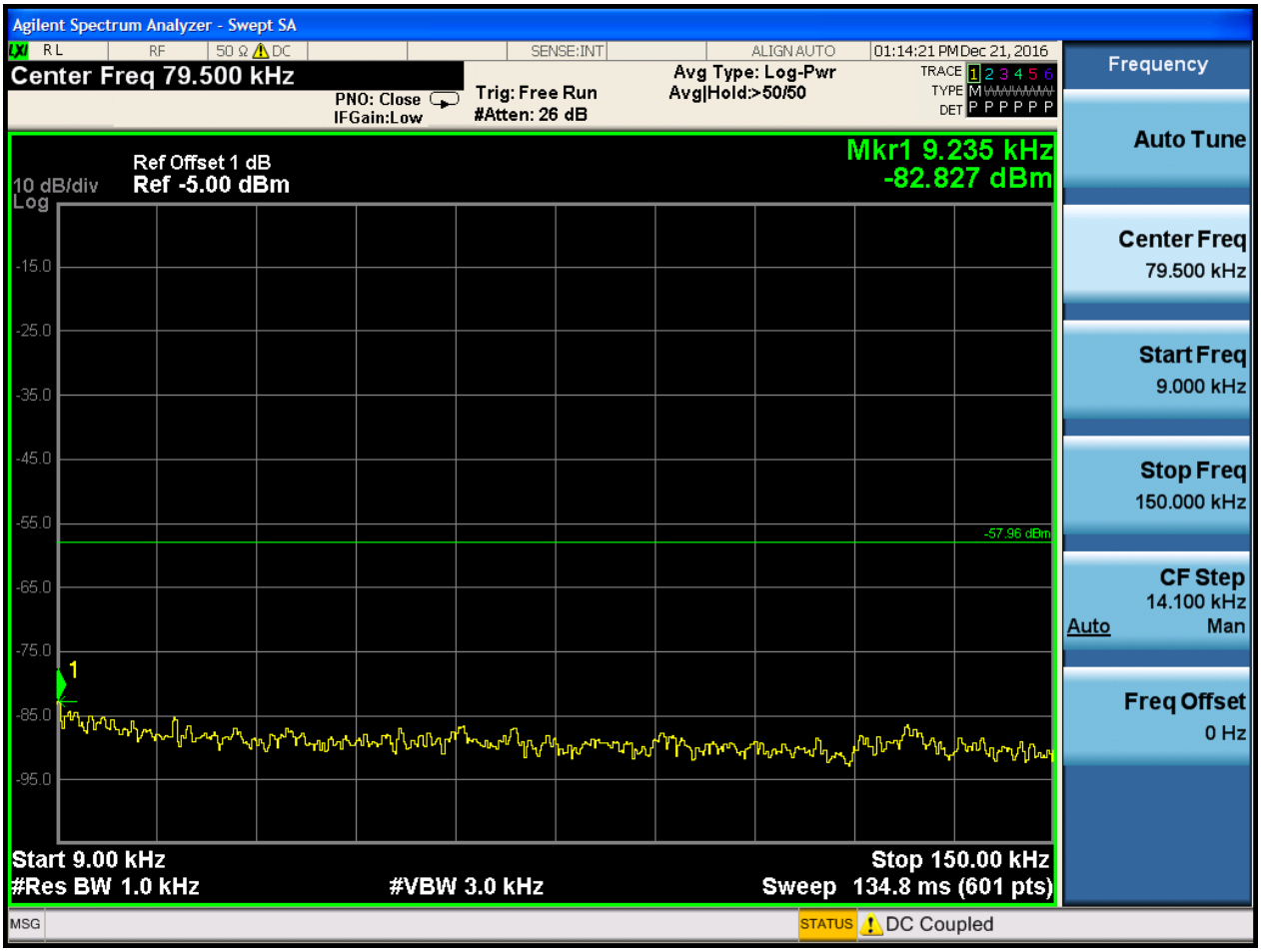

Huawei Proprietary and Confidential
Copyright © Huawei Technologies Co., Ltd.

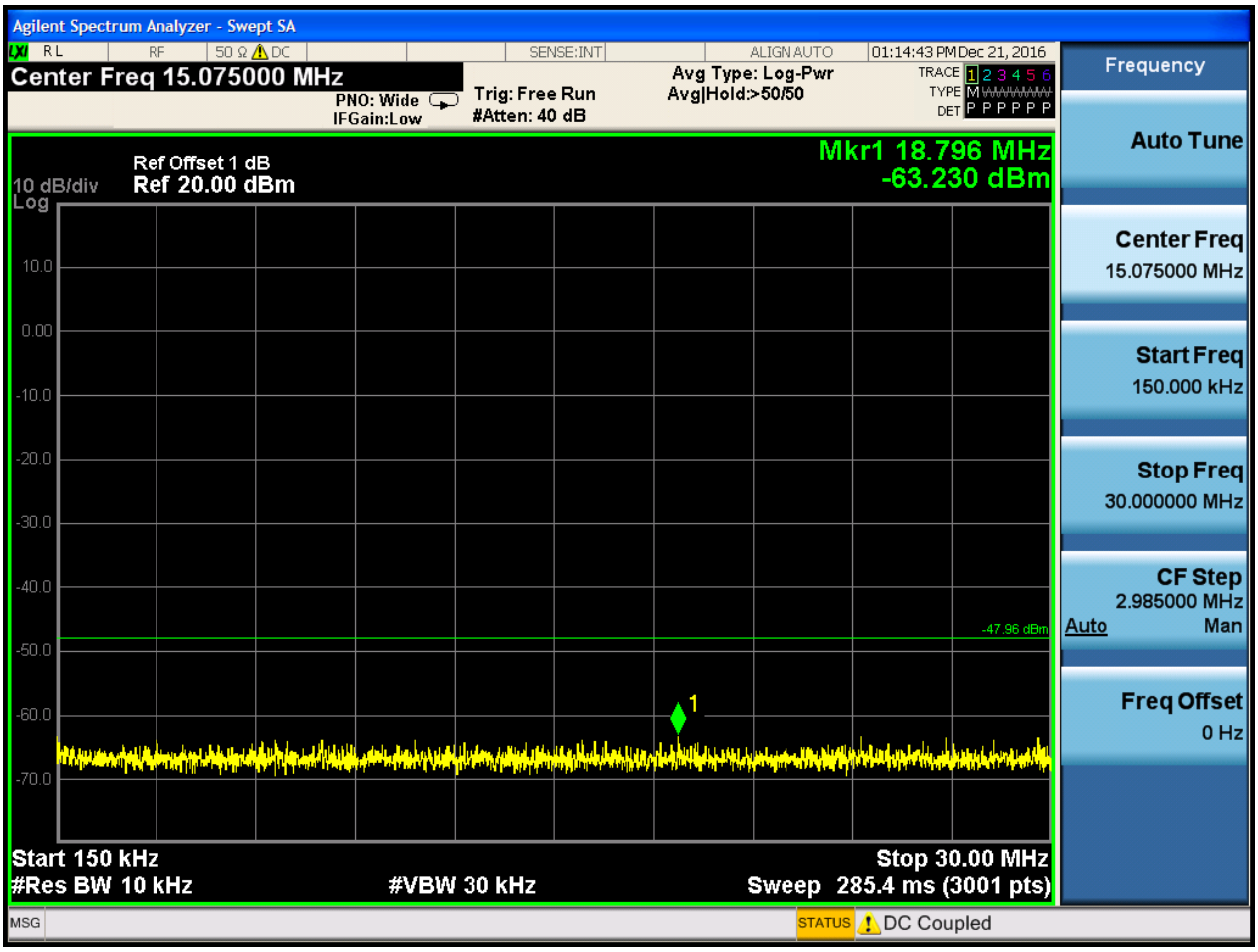

Huawei Proprietary and Confidential
Copyright © Huawei Technologies Co., Ltd.

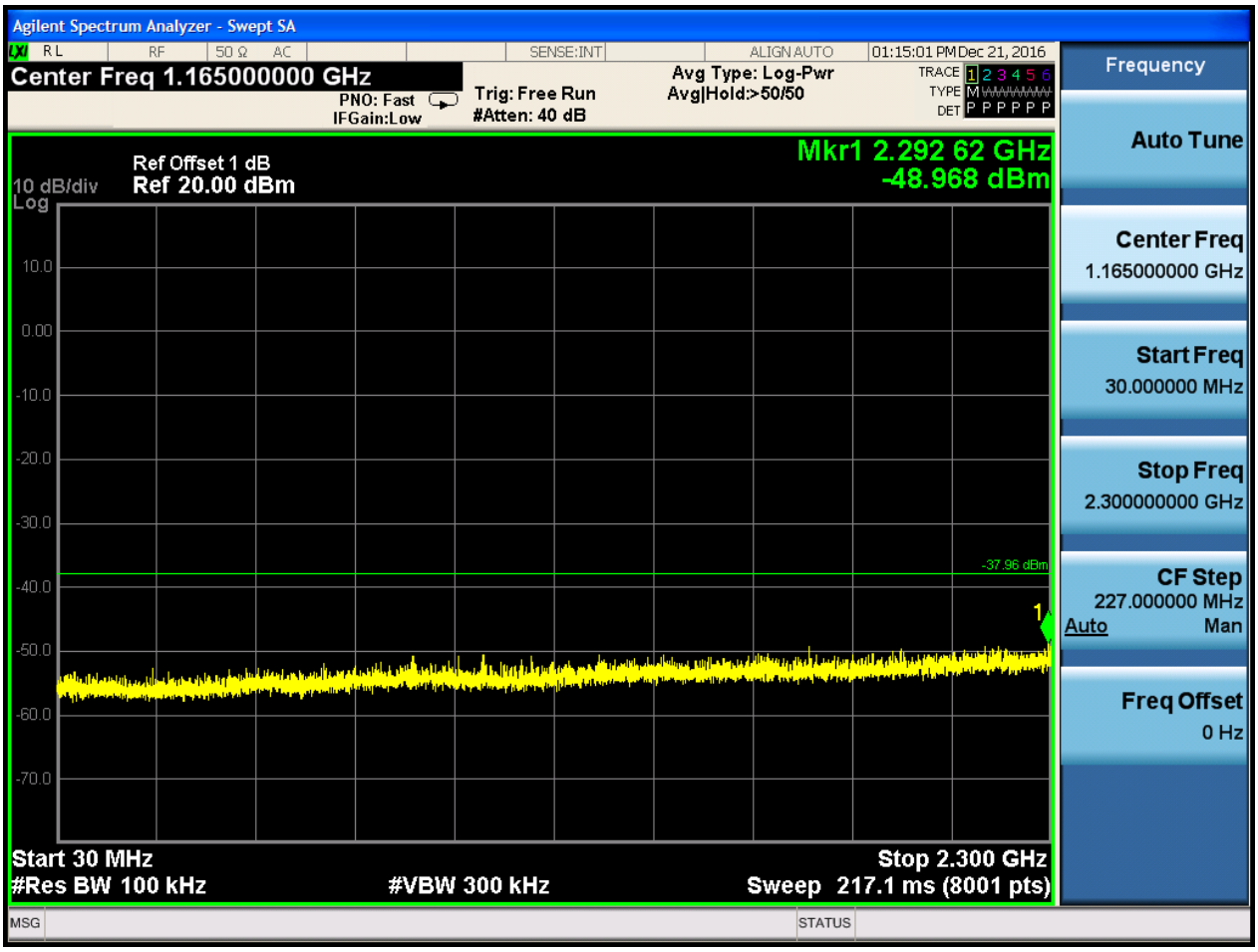

Huawei Proprietary and Confidential
Copyright © Huawei Technologies Co., Ltd.

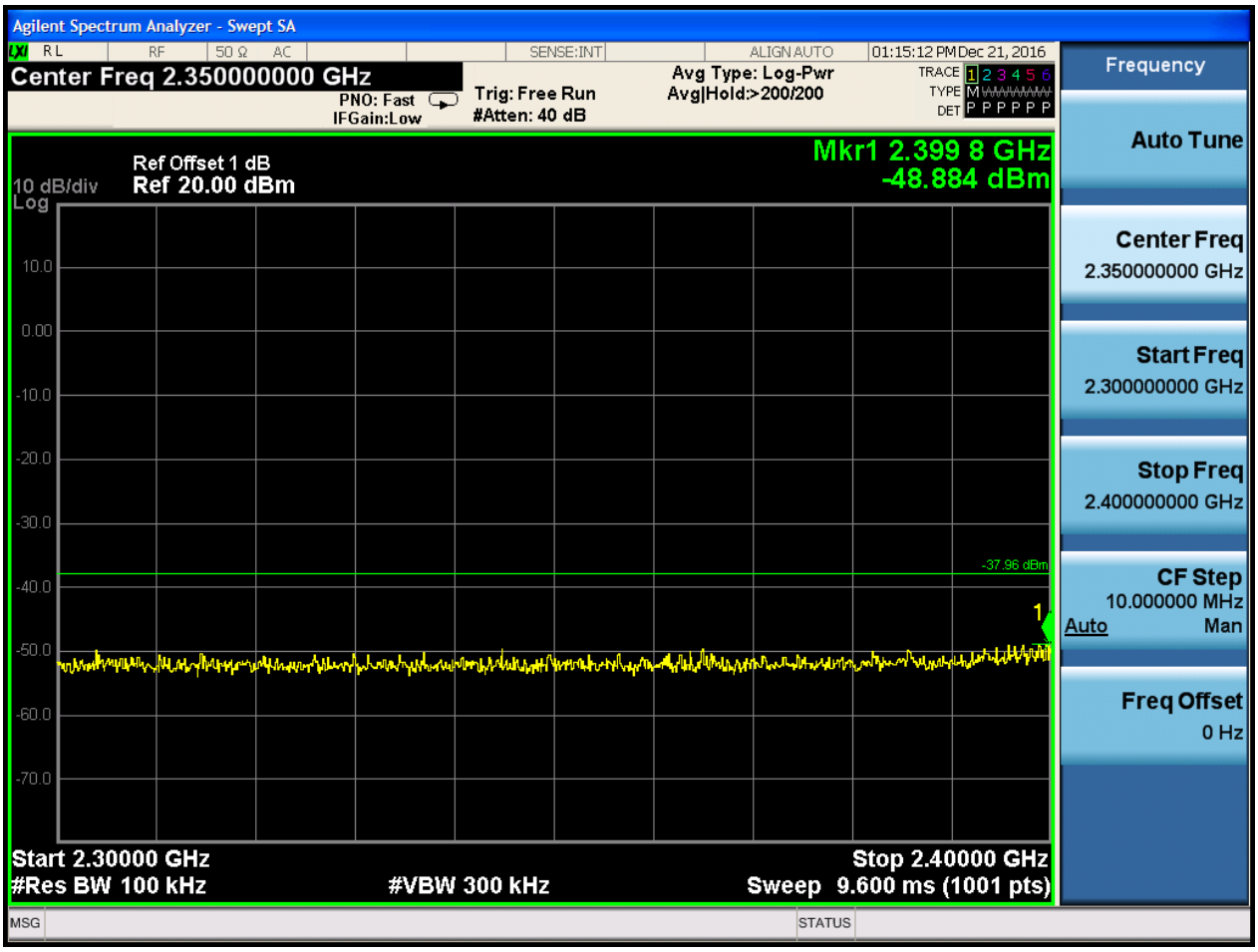

Huawei Proprietary and Confidential
Copyright © Huawei Technologies Co., Ltd.

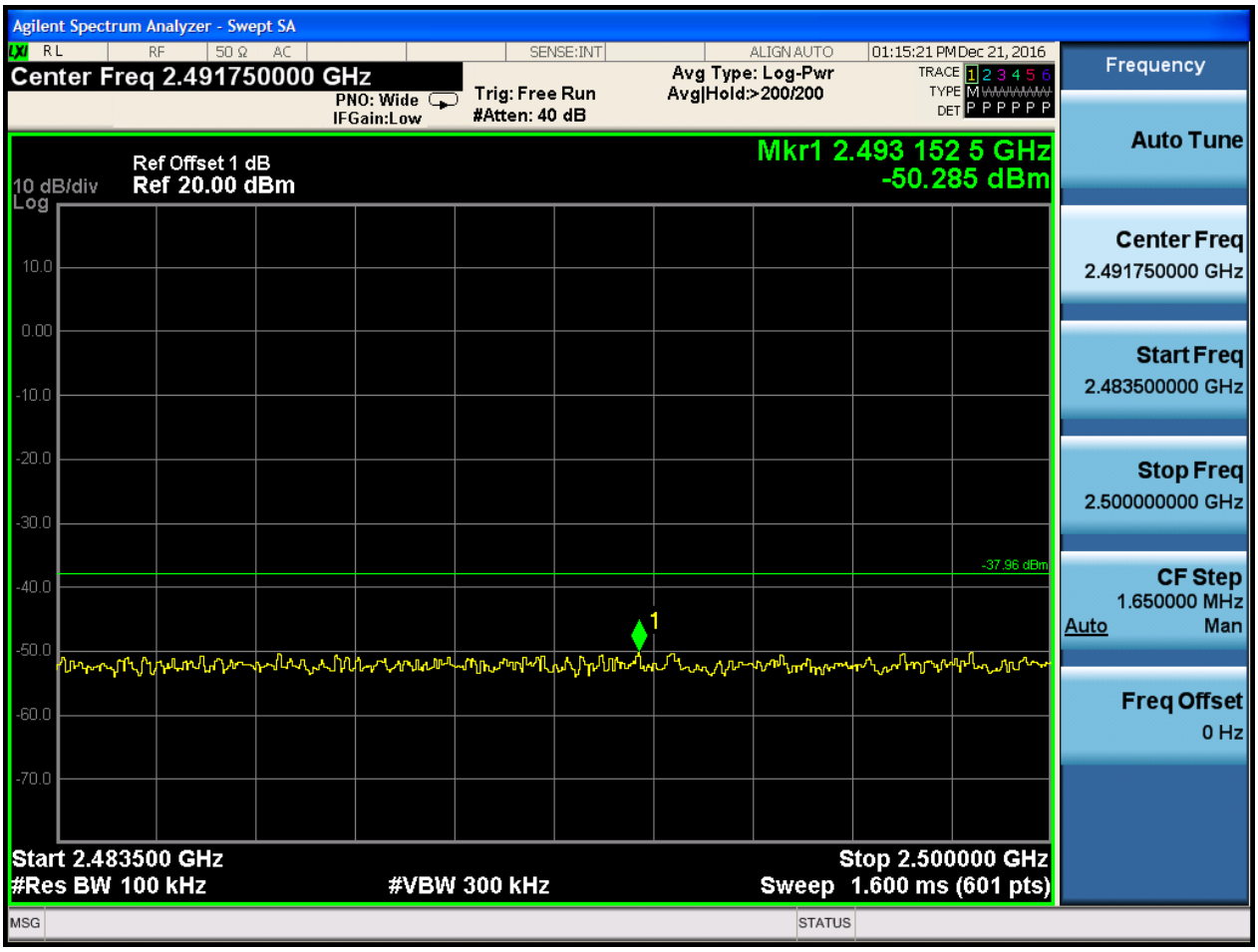

Huawei Proprietary and Confidential
Copyright © Huawei Technologies Co., Ltd.

Huawei Proprietary and Confidential
Copyright © Huawei Technologies Co., Ltd.

Appendix H: Radiated Spurious Emission & Spurious in Restricted Band

Note: Below 1GHz, RBW = 100 kHz, VBW = 300 kHz.

Above 1GHz, RBW = 1 MHz, VBW = 3 MHz.

The simultaneous transmission has been considered

We tested all modes, but the data presented below is the worst case.

Huawei Proprietary and Confidential
Copyright © Huawei Technologies Co., Ltd.

Part 1: Testing Range of "9 kHz to 30MHz"

NOTE1: No peak found in the Test Range of "9 kHz to 30MHz"

Part 2: Testing Range of "30 MHz to 1 GHz"

Note 1: The test results and plot for testing range of "30 MHz to 1 GHz" showed as below is the WORST case for all Test Modes and Channels. This range will not be presented for each Test Mode and each Channel.

Note 2: The emissions in this range are mainly from the Platform Device (Notepad PC and its ancillary components).

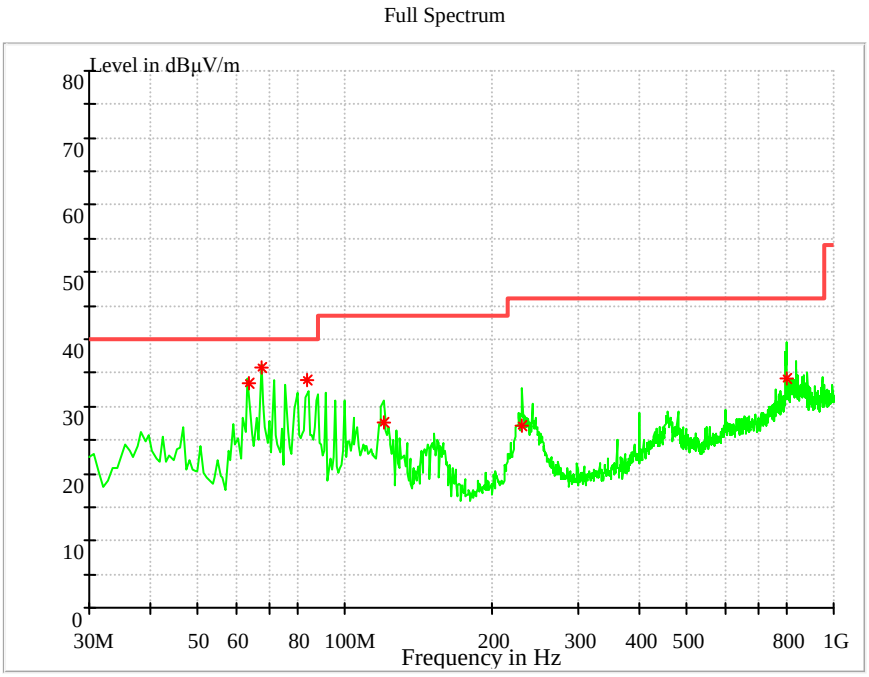

MEASUREMENT RESULT: QP Detector

Frequency (MHz)	Level (dBµ V/m)	Limit (dBµ V/m)	Margin (dB)	Height (cm)	Pol	Azimuth (deg)	Transd. (dB)
63.493714	33.39	40.00	6.61	160.0	V	14.0	12.0
67.570286	35.75	40.00	4.25	100.0	V	35.0	11.1
83.957143	33.83	40.00	6.17	135.0	V	0.0	10.9
120.032000	27.60	43.50	15.90	109.0	V	216.0	11.7
230.892571	27.15	46.00	18.85	100.0	H	209.0	13.6
799.512286	34.07	46.00	11.93	110.0	H	195.0	23.8

Note:

Level =Reading level by receiver + Transd (Antenna factor + cable loss – preamplifier gain)

Margin=Limit-Level. The reading level is calculated by software which is not shown in the sheet.

Huawei Proprietary and Confidential
Copyright © Huawei Technologies Co., Ltd.

Part 3: Testing Range of "1 GHz to 3GHz"

Note 1: The testing range of "1 GHz to 3 GHz" is for checking radiated emissions located in restricted bands near the EUT operating bands.

Note 2: Two limits are required in the testing range above 1 GHz, that is Peak limit (74 dBμV/m) and Average Limit (54 dBμV/m).

Note 3: The peak spike exceeds the limit line is EUT's operating frequency.

1.1.1Test Mode: 11B

1.1.1.1 Channel 1@Ant 1

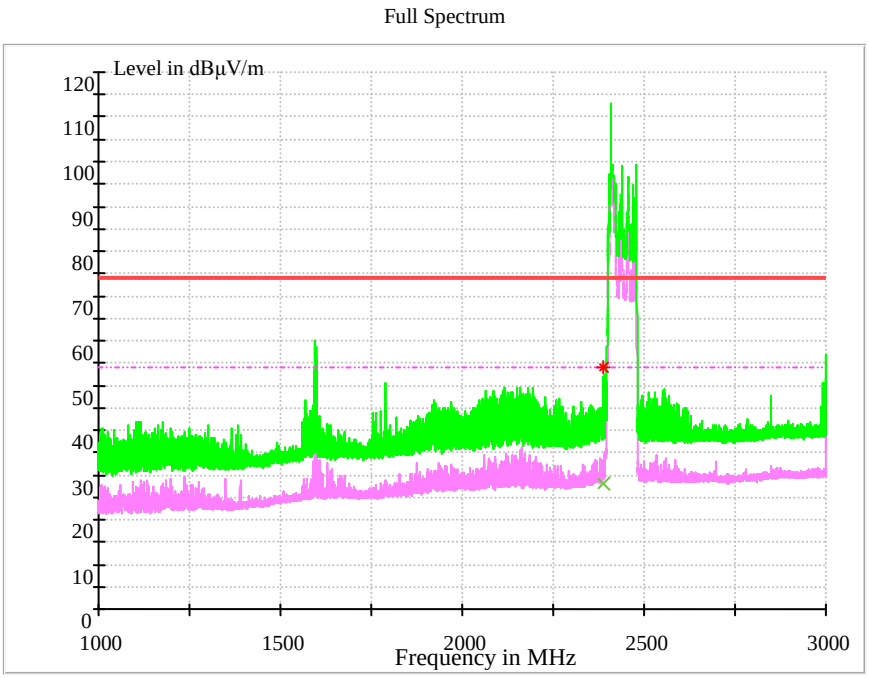

MEASUREMENT RESULT: AV Detector

Frequency (MHz)	Level (dBμ V/m)	Limit (dBμ V/m)	Margin (dB)	Height (cm)	Pol	Azimuth	Transd. (dB)
2390.000000	27.96	54.00	26.04	134.0	H	0.0	-7.6

MEASUREMENT RESULT: PK Detector

Frequency (MHz)	Level (dBμ V/m)	Limit (dBμ V/m)	Margin (dB)	Height (cm)	Pol	Azimuth (deg)	Transd. (dB)
2390.000000	54.11	74.00	19.89	100.0	V	0.0	-7.6

Note2:

1, Level =Reading level by receiver + Transd (Antenna factor + cable loss – preamplifier gain)

The reading level is calculated by software which is not shown in the sheet.

2, Margin=Limit - Level

Huawei Proprietary and Confidential
Copyright © Huawei Technologies Co., Ltd.

1.1.1.2 Channel 7@Ant 1

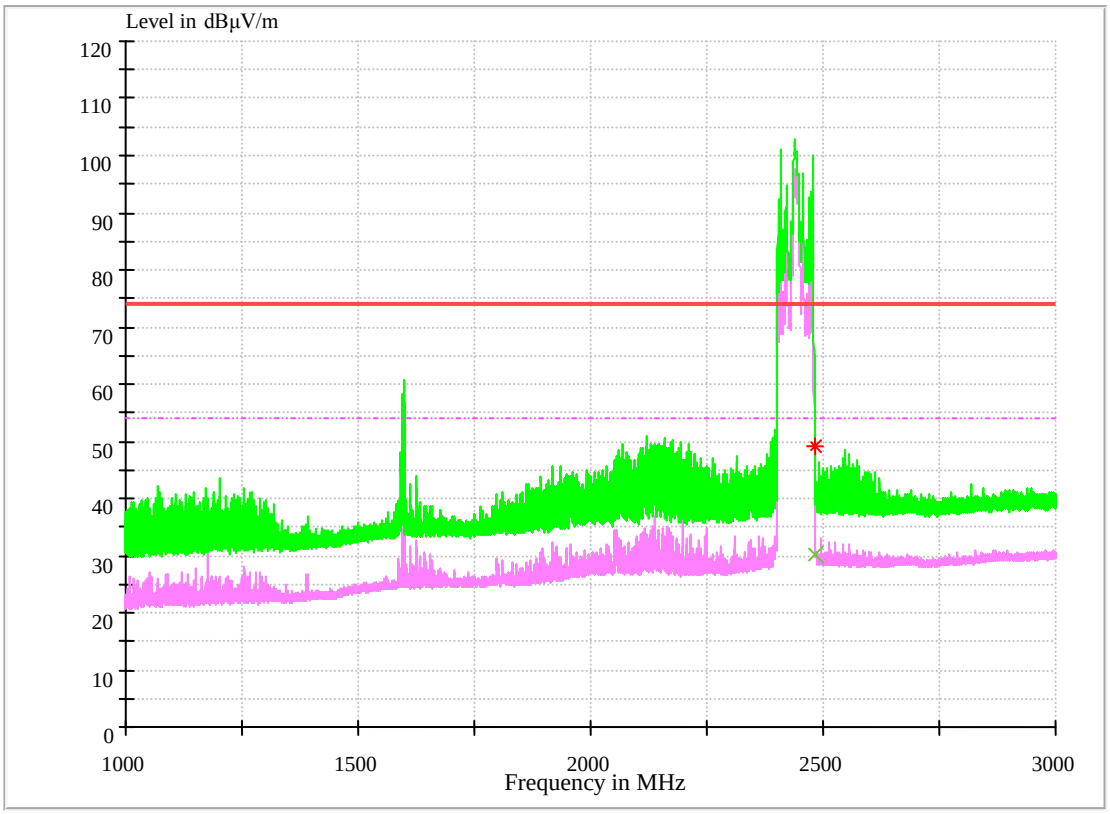

MEASUREMENT RESULT: AV Detector

Frequency (MHz)	Level (dBµ V/m)	Limit (dBµ V/m)	Margin (dB)	Height (cm)	Pol	Azimuth	Transd. (dB)
2483.500000	30.32	54.00	23.68	100.0	H	0.0	-5.4

MEASUREMENT RESULT: PK Detector

Frequency (MHz)	Level (dBµ V/m)	Limit (dBµ V/m)	Margin (dB)	Height (cm)	Pol	Azimuth (deg)	Transd. (dB)
2483.500000	48.97	74.00	25.03	100.0	V	171.0	-5.4

Note2:

1, Level =Reading level by receiver + Transd (Antenna factor + cable loss – preamplifier gain)

The reading level is calculated by software which is not shown in the sheet.

2, Margin=Limit - Level

Huawei Proprietary and Confidential
Copyright © Huawei Technologies Co., Ltd.

1.1.1.3 Channel 1@Ant 2

MEASUREMENT RESULT: AV Detector

Frequency (MHz)	Level (dBµ V/m)	Limit (dBµ V/m)	Margin (dB)	Height (cm)	Pol	Azimuth	Transd. (dB)
2390.000000	30.12	54.00	23.88	100.0	H	180.0	-7.6

MEASUREMENT RESULT: PK Detector

Frequency (MHz)	Level (dBµ V/m)	Limit (dBµ V/m)	Margin (dB)	Height (cm)	Pol	Azimuth (deg)	Transd. (dB)
2390.000000	54.43	74.00	19.57	100.0	V	0.0	-7.6

Note2:

1, Level =Reading level by receiver + Transd (Antenna factor + cable loss – preamplifier gain)

The reading level is calculated by software which is not shown in the sheet.

2, Margin=Limit - Level

Huawei Proprietary and Confidential
Copyright © Huawei Technologies Co., Ltd.

1.1.1.4 Channel 7@Ant 2

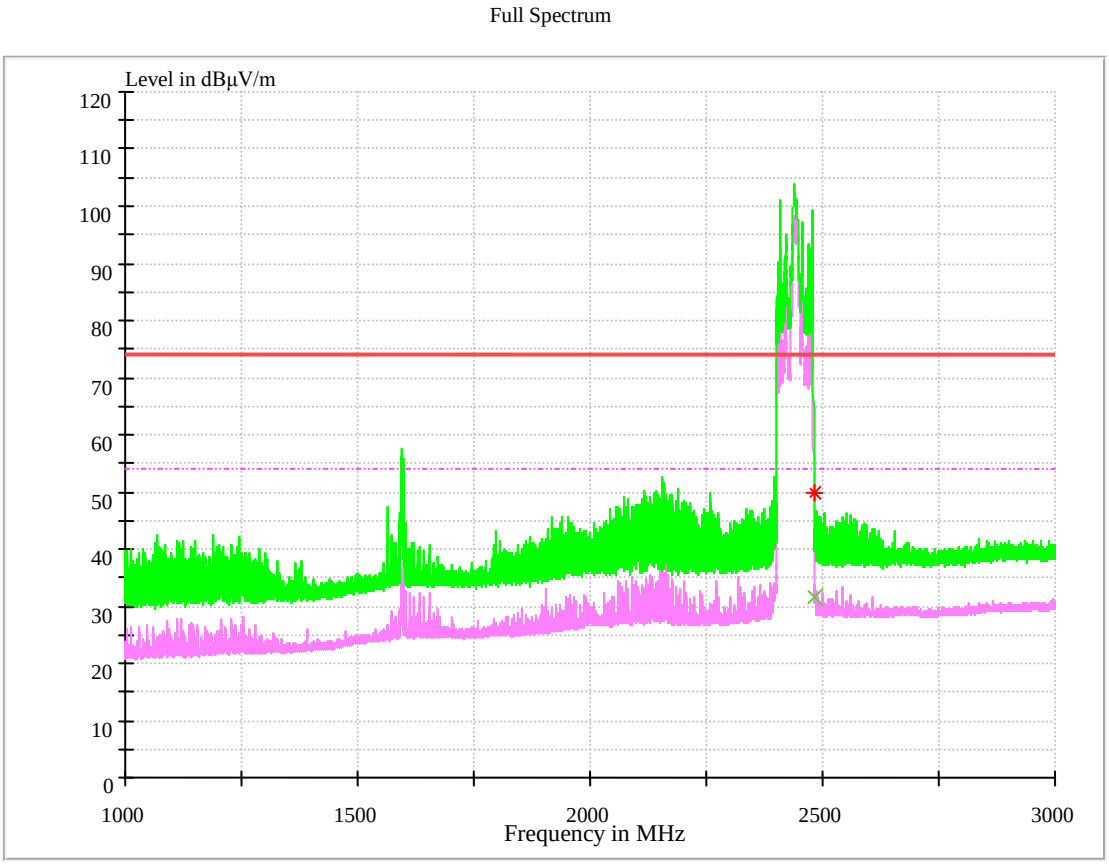

MEASUREMENT RESULT: AV Detector

Frequency (MHz)	Level (dBµ V/m)	Limit (dBµ V/m)	Margin (dB)	Height (cm)	Pol	Azimuth	Transd. (dB)
2483.500000	31.43	54.00	22.57	100.0	H	141.0	-5.4

MEASUREMENT RESULT: PK Detector

Frequency (MHz)	Level (dBµ V/m)	Limit (dBµ V/m)	Margin (dB)	Height (cm)	Pol	Azimuth (deg)	Transd. (dB)
2483.500000	49.92	74.00	24.08	100.0	H	171.0	-5.4

Note2:

1, Level =Reading level by receiver + Transd (Antenna factor + cable loss – preamplifier gain)

The reading level is calculated by software which is not shown in the sheet.

2, Margin=Limit – Level

Huawei Proprietary and Confidential
Copyright © Huawei Technologies Co., Ltd.

1.1.2Test Mode: 11G

1.1.2.1 Channel 1@Ant 1

MEASUREMENT RESULT: AV Detector

Frequency (MHz)	Level (dBµ V/m)	Limit (dBµ V/m)	Margin (dB)	Height (cm)	Pol	Azimuth	Transd. (dB)
2390.000000	28.56	54.00	25.44	116.0	H	1.0	-7.6

MEASUREMENT RESULT: PK Detector

Frequency (MHz)	Level (dBµ V/m)	Limit (dBµ V/m)	Margin (dB)	Height (cm)	Pol	Azimuth (deg)	Transd. (dB)
2390.000000	54.85	74.00	19.15	100.0	H	0.0	-7.6

Note2:

1, Level =Reading level by receiver + Transd (Antenna factor + cable loss – preamplifier gain)

The reading level is calculated by software which is not shown in the sheet.

2, Margin=Limit - Level

Huawei Proprietary and Confidential
Copyright © Huawei Technologies Co., Ltd.

1.1.2.2 Channel 7@Ant 1

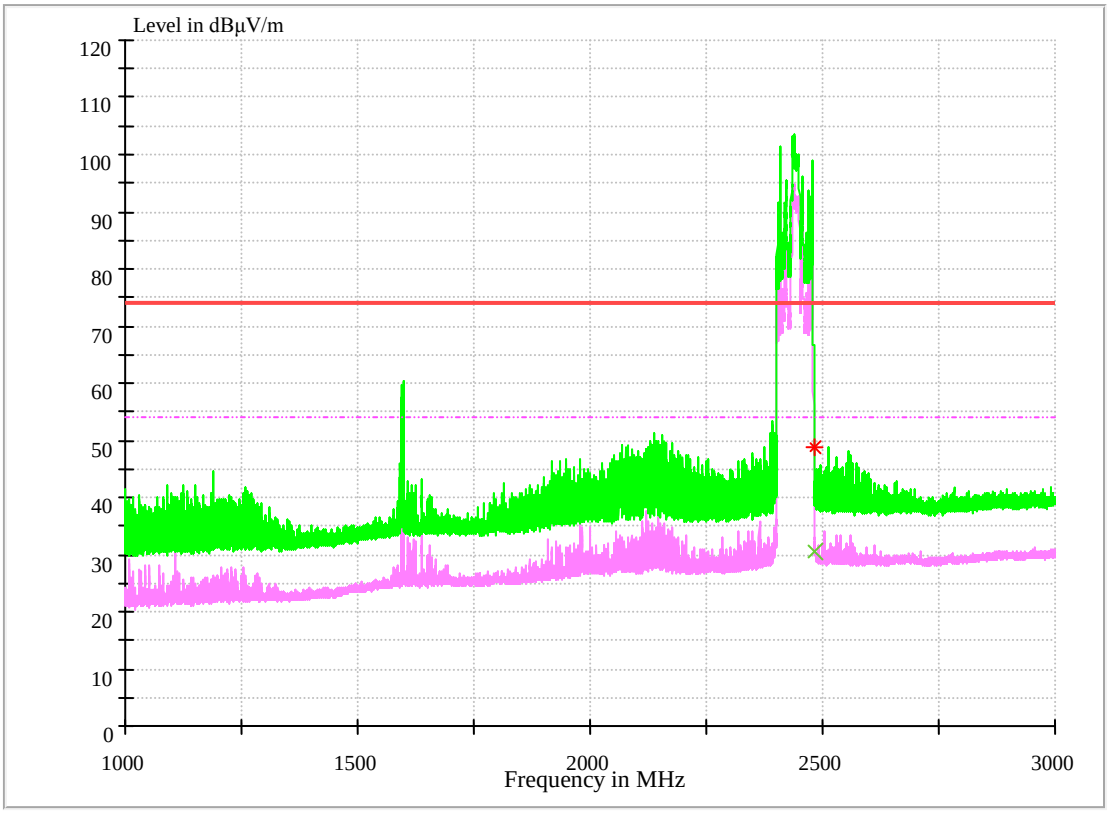

MEASUREMENT RESULT: AV Detector

Frequency (MHz)	Level (dBµ V/m)	Limit (dBµ V/m)	Margin (dB)	Height (cm)	Pol	Azimuth	Transd. (dB)
2483.500000	30.53	54.00	23.47	100.0	H	0.0	-5.4

MEASUREMENT RESULT: PK Detector

Frequency (MHz)	Level (dBµ V/m)	Limit (dBµ V/m)	Margin (dB)	Height (cm)	Pol	Azimuth (deg)	Transd. (dB)
2483.500000	48.81	74.00	25.19	150.0	V	171.0	-5.4

Note2:

1, Level =Reading level by receiver + Transd (Antenna factor + cable loss – preamplifier gain)

The reading level is calculated by software which is not shown in the sheet.

2, Margin=Limit - Level

Huawei Proprietary and Confidential
Copyright © Huawei Technologies Co., Ltd.

1.1.2.3 Channel 1@Ant 2

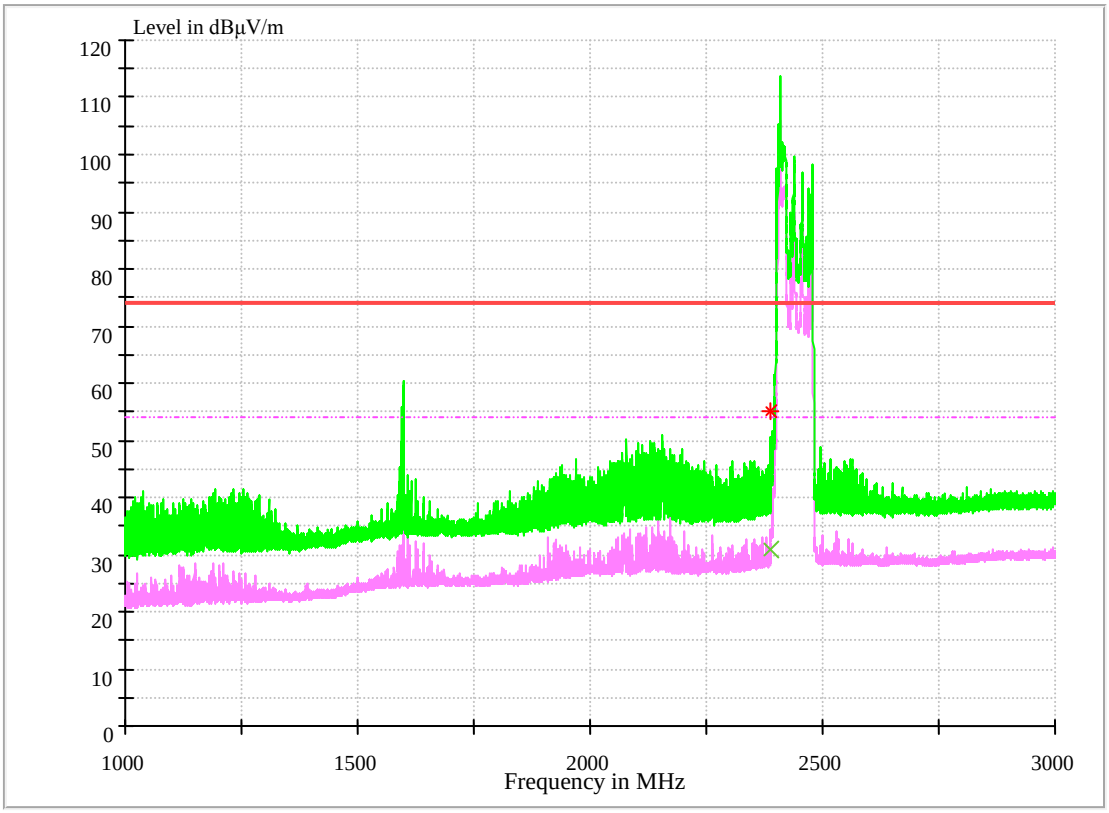

MEASUREMENT RESULT: AV Detector

Frequency (MHz)	Level (dBµ V/m)	Limit (dBµ V/m)	Margin (dB)	Height (cm)	Pol	Azimuth	Transd. (dB)
2390.000000	31.03	54.00	22.97	100.0	H	133.0	-7.6

MEASUREMENT RESULT: PK Detector

Frequency (MHz)	Level (dBµ V/m)	Limit (dBµ V/m)	Margin (dB)	Height (cm)	Pol	Azimuth (deg)	Transd. (dB)
2390.000000	55.24	74.00	18.76	100.0	H	0.0	-7.6

Note2:

1, Level =Reading level by receiver + Transd (Antenna factor + cable loss – preamplifier gain)

The reading level is calculated by software which is not shown in the sheet.

2, Margin=Limit - Level

Huawei Proprietary and Confidential
Copyright © Huawei Technologies Co., Ltd.

1.1.2.4 Channel 7@Ant 2

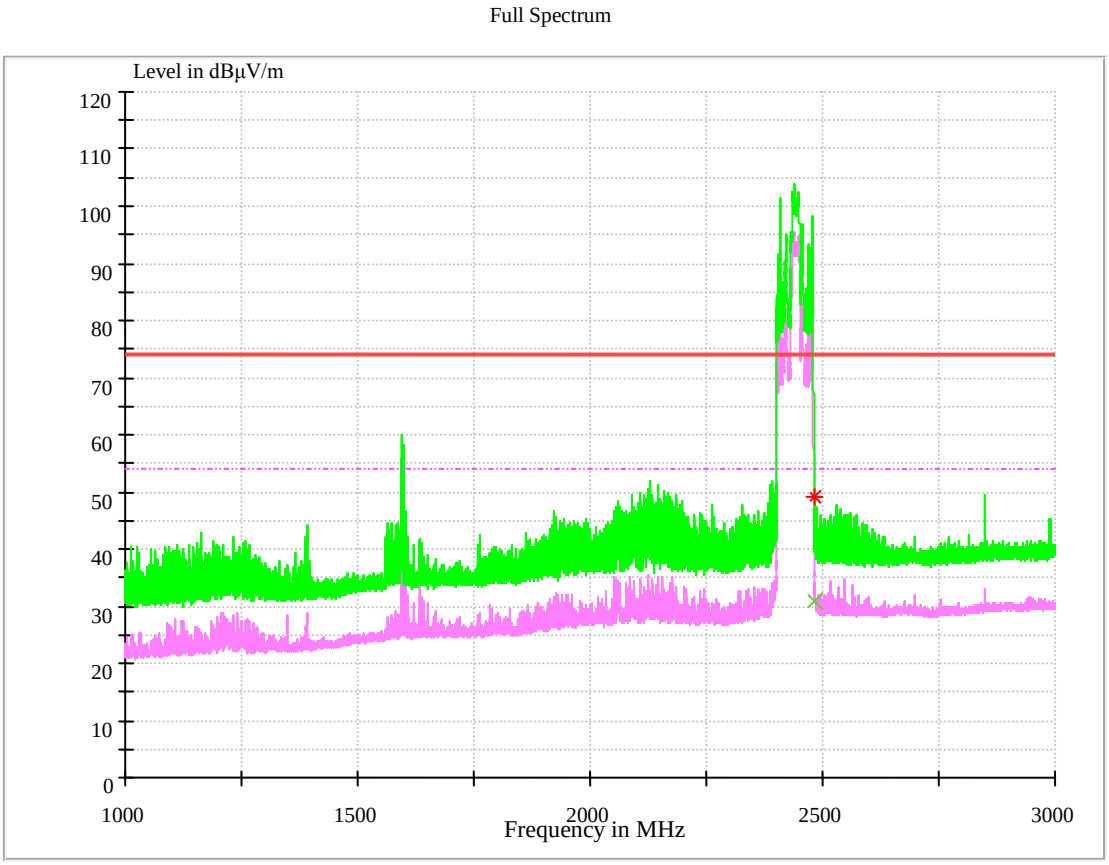

MEASUREMENT RESULT: AV Detector

Frequency (MHz)	Level (dBµ V/m)	Limit (dBµ V/m)	Margin (dB)	Height (cm)	Pol	Azimuth	Transd. (dB)
2483.500000	30.90	54.00	23.10	100.0	H	135.0	-5.4

MEASUREMENT RESULT: PK Detector

Frequency (MHz)	Level (dBµ V/m)	Limit (dBµ V/m)	Margin (dB)	Height (cm)	Pol	Azimuth (deg)	Transd. (dB)
2483.500000	49.04	74.00	24.96	100.0	V	172.0	-5.4

Note2:

1, Level =Reading level by receiver + Transd (Antenna factor + cable loss – preamplifier gain)

The reading level is calculated by software which is not shown in the sheet.

2, Margin=Limit - Level

Huawei Proprietary and Confidential
Copyright © Huawei Technologies Co., Ltd.

1.1.3Test Mode: 11N20

1.1.3.1 Channel 1@Ant 1

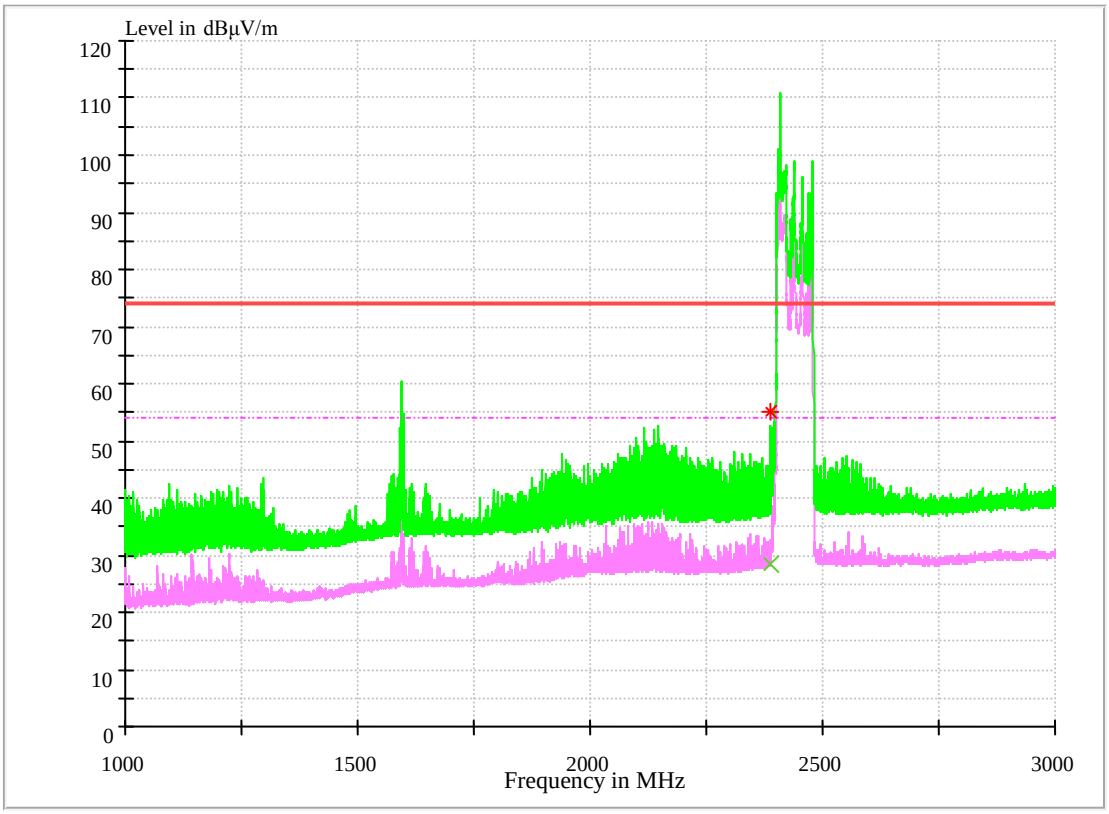

MEASUREMENT RESULT: AV Detector

Frequency (MHz)	Level (dBµ V/m)	Limit (dBµ V/m)	Margin (dB)	Height (cm)	Pol	Azimuth	Transd. (dB)
2390.000000	**28.45**	54.00	**25.55**	**116.0**	H	0.0	-7.6

MEASUREMENT RESULT: PK Detector

Frequency (MHz)	Level (dBµ V/m)	Limit (dBµ V/m)	Margin (dB)	Height (cm)	Pol	Azimuth (deg)	Transd. (dB)
2390.000000	**55.15**	74.00	**18.85**	100.0	V	0.0	-7.6

Note2:

1, Level =Reading level by receiver + Transd (Antenna factor + cable loss – preamplifier gain)

The reading level is calculated by software which is not shown in the sheet.

2, Margin=Limit - Level

Huawei Proprietary and Confidential
Copyright © Huawei Technologies Co., Ltd.

1.1.3.2 Channel 7@Ant 1

MEASUREMENT RESULT: AV Detector

Frequency (MHz)	Level (dBµ V/m)	Limit (dBµ V/m)	Margin (dB)	Height (cm)	Pol	Azimuth	Transd. (dB)
2483.500000	30.64	54.00	23.36	100.0	H	0.0	-5.4

MEASUREMENT RESULT: PK Detector

Frequency (MHz)	Level (dBµ V/m)	Limit (dBµ V/m)	Margin (dB)	Height (cm)	Pol	Azimuth (deg)	Transd. (dB)
2483.500000	49.98	74.00	24.02	100.0	V	179.0	-5.4

Note2:

1, Level =Reading level by receiver + Transd (Antenna factor + cable loss – preamplifier gain)

The reading level is calculated by software which is not shown in the sheet.

2, Margin=Limit – Level

Huawei Proprietary and Confidential
Copyright © Huawei Technologies Co., Ltd.

1.1.3.3 Channel 1@Ant 2

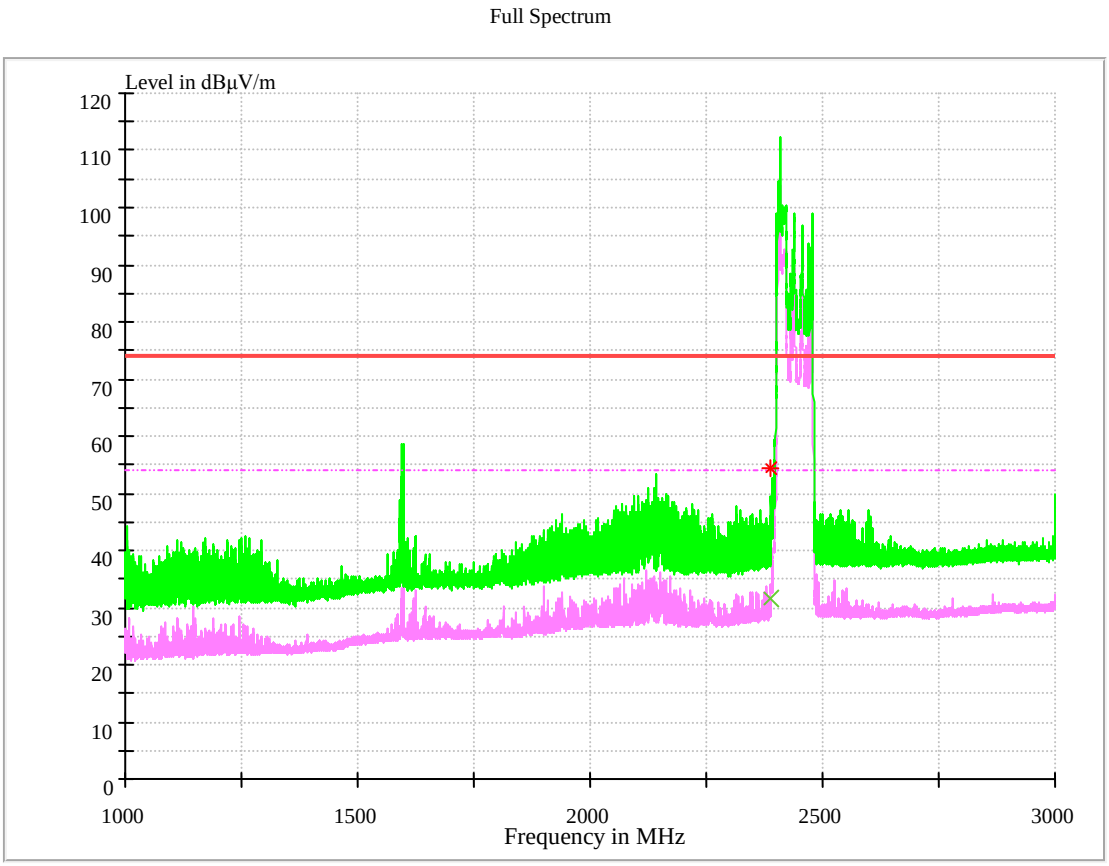

MEASUREMENT RESULT: AV Detector

Frequency (MHz)	Level (dBµ V/m)	Limit (dBµ V/m)	Margin (dB)	Height (cm)	Pol	Azimuth	Transd. (dB)
2390.000000	31.72	54.00	22.28	100.0	H	176.0	-7.6

MEASUREMENT RESULT: PK Detector

Frequency (MHz)	Level (dBµ V/m)	Limit (dBµ V/m)	Margin (dB)	Height (cm)	Pol	Azimuth (deg)	Transd. (dB)
2390.000000	54.41	74.00	19.59	100.0	V	0.0	-7.6

Note2:

1, Level =Reading level by receiver + Transd (Antenna factor + cable loss – preamplifier gain)

The reading level is calculated by software which is not shown in the sheet.

2, Margin=Limit - Level

Huawei Proprietary and Confidential
Copyright © Huawei Technologies Co., Ltd.

1.1.3.4 Channel 7@Ant 2

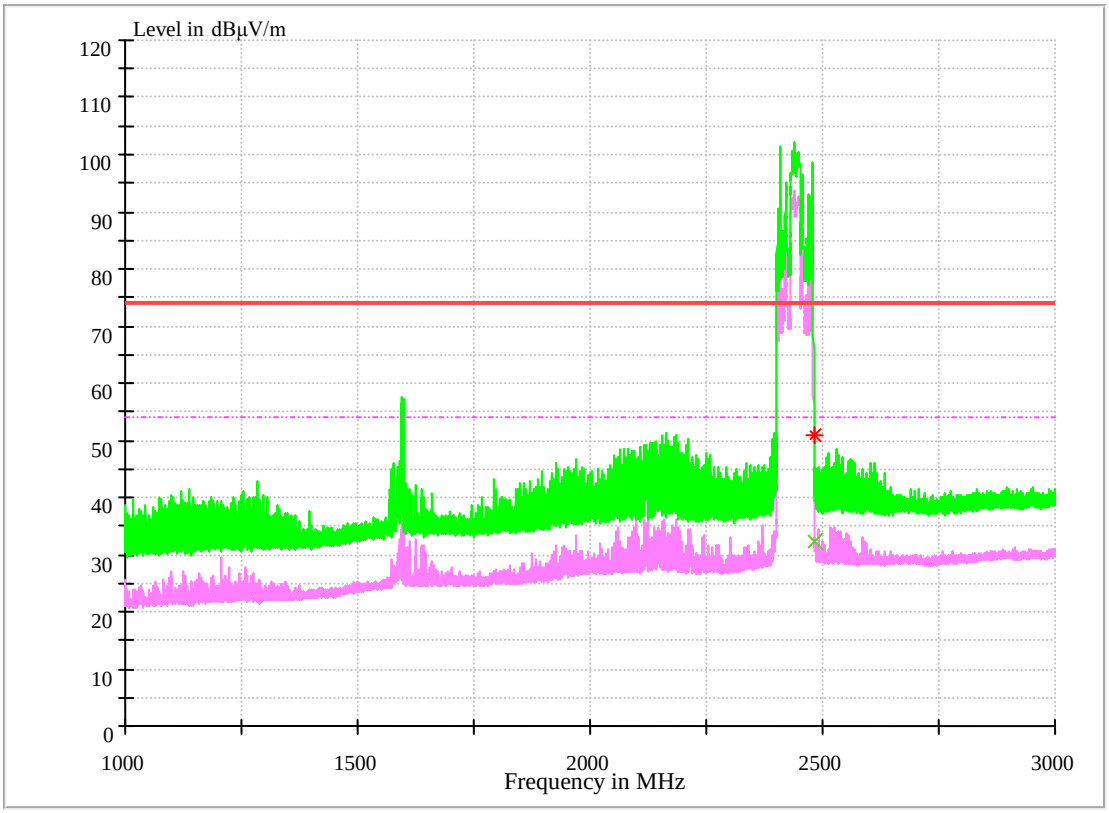

MEASUREMENT RESULT: AV Detector

Frequency (MHz)	Level (dBµ V/m)	Limit (dBµ V/m)	Margin (dB)	Height (cm)	Pol	Azimuth	Transd. (dB)
2483.500000	32.28	54.00	21.72	148.0	H	179.0	-5.4

MEASUREMENT RESULT: PK Detector

Frequency (MHz)	Level (dBµ V/m)	Limit (dBµ V/m)	Margin (dB)	Height (cm)	Pol	Azimuth (deg)	Transd. (dB)
2483.500000	50.71	74.00	23.29	100.0	V	179.0	-5.4

Note2:

1, Level =Reading level by receiver + Transd (Antenna factor + cable loss – preamplifier gain)

The reading level is calculated by software which is not shown in the sheet.

2, Margin=Limit – Level

Huawei Proprietary and Confidential
Copyright © Huawei Technologies Co., Ltd.

1.1.3.5 **Channel** 1@MIMO

Full Spectrum

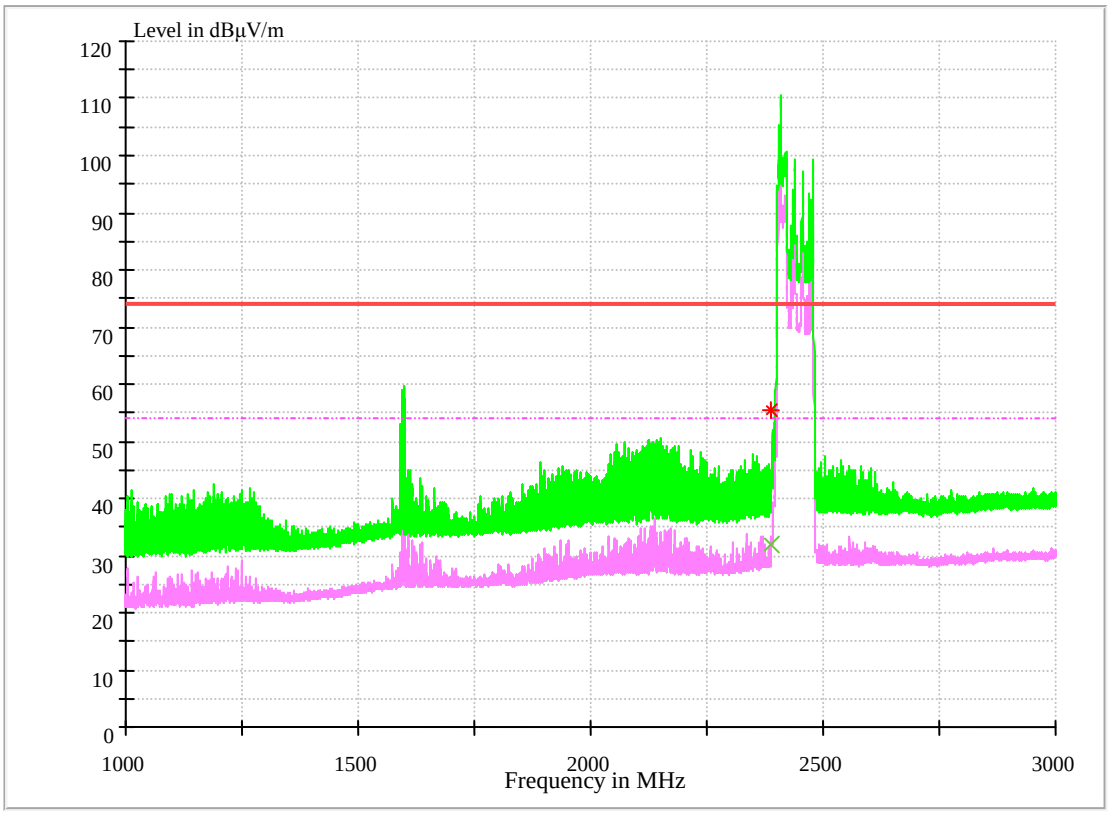

MEASUREMENT RESULT: AV Detector

Frequency (MHz)	Level (dBµ V/m)	Limit (dBµ V/m)	Margin (dB)	Height (cm)	Pol	Azimuth	Transd. (dB)
2390.000000	31.88	54.00	22.12	100.0	H	180.0	-7.6

MEASUREMENT RESULT: PK Detector

Frequency (MHz)	Level (dBµ V/m)	Limit (dBµ V/m)	Margin (dB)	Height (cm)	Pol	Azimuth (deg)	Transd. (dB)
2390.000000	55.32	74.00	18.68	100.0	V	0.0	-7.6

Note2:

1, Level =Reading level by receiver + Transd (Antenna factor + cable loss – preamplifier gain)

The reading level is calculated by software which is not shown in the sheet.

2, Margin=Limit - Level

Huawei Proprietary and Confidential
Copyright © Huawei Technologies Co., Ltd.

1.1.3.6 **Channel** 7@MIMO

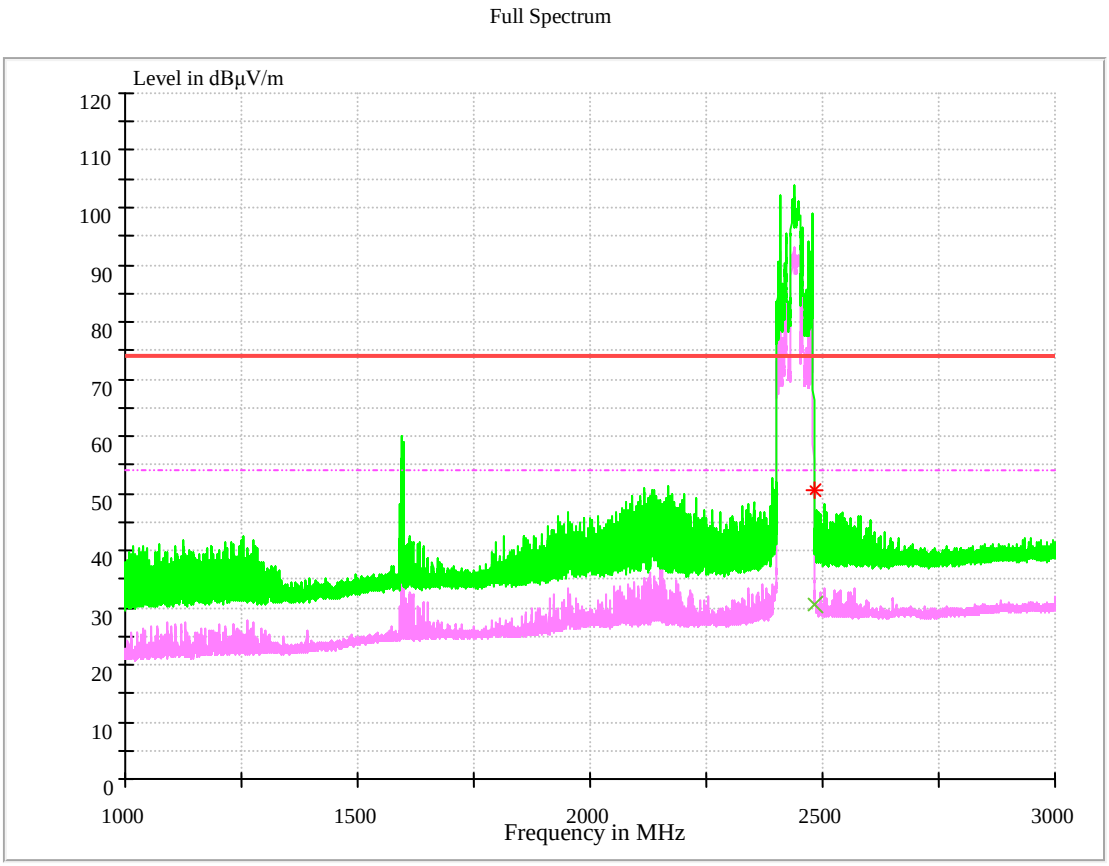

MEASUREMENT RESULT: AV Detector

Frequency (MHz)	Level (dBµ V/m)	Limit (dBµ V/m)	Margin (dB)	Height (cm)	Pol	Azimuth	Transd. (dB)
2483.500000	30.60	54.00	23.40	100.0	H	136.0	-5.4

MEASUREMENT RESULT: PK Detector

Frequency (MHz)	Level (dBµ V/m)	Limit (dBµ V/m)	Margin (dB)	Height (cm)	Pol	Azimuth (deg)	Transd. (dB)
2483.500000	50.55	74.00	23.45	100.0	V	171.0	-5.4

Note2:

1, Level =Reading level by receiver + Transd (Antenna factor + cable loss – preamplifier gain)

The reading level is calculated by software which is not shown in the sheet.

2, Margin=Limit – Level

Huawei Proprietary and Confidential
Copyright © Huawei Technologies Co., Ltd.

1.1.4Test Mode: 11N40

1.1.4.1 Channel 3@Ant 1

MEASUREMENT RESULT: AV Detector

Frequency (MHz)	Level (dBµ V/m)	Limit (dBµ V/m)	Margin (dB)	Height (cm)	Pol	Azimuth	Transd. (dB)
2390.000000	28.68	54.00	25.32	100.0	H	0.0	-7.6

MEASUREMENT RESULT: PK Detector

Frequency (MHz)	Level (dBµ V/m)	Limit (dBµ V/m)	Margin (dB)	Height (cm)	Pol	Azimuth (deg)	Transd. (dB)
2390.000000	53.98	74.00	20.02	100.0	V	0.0	-7.6

Note2:

1, Level =Reading level by receiver + Transd (Antenna factor + cable loss – preamplifier gain)

The reading level is calculated by software which is not shown in the sheet.

2, Margin=Limit - Level

Huawei Proprietary and Confidential
Copyright © Huawei Technologies Co., Ltd.

1.1.4.2 Channel 5@Ant 1

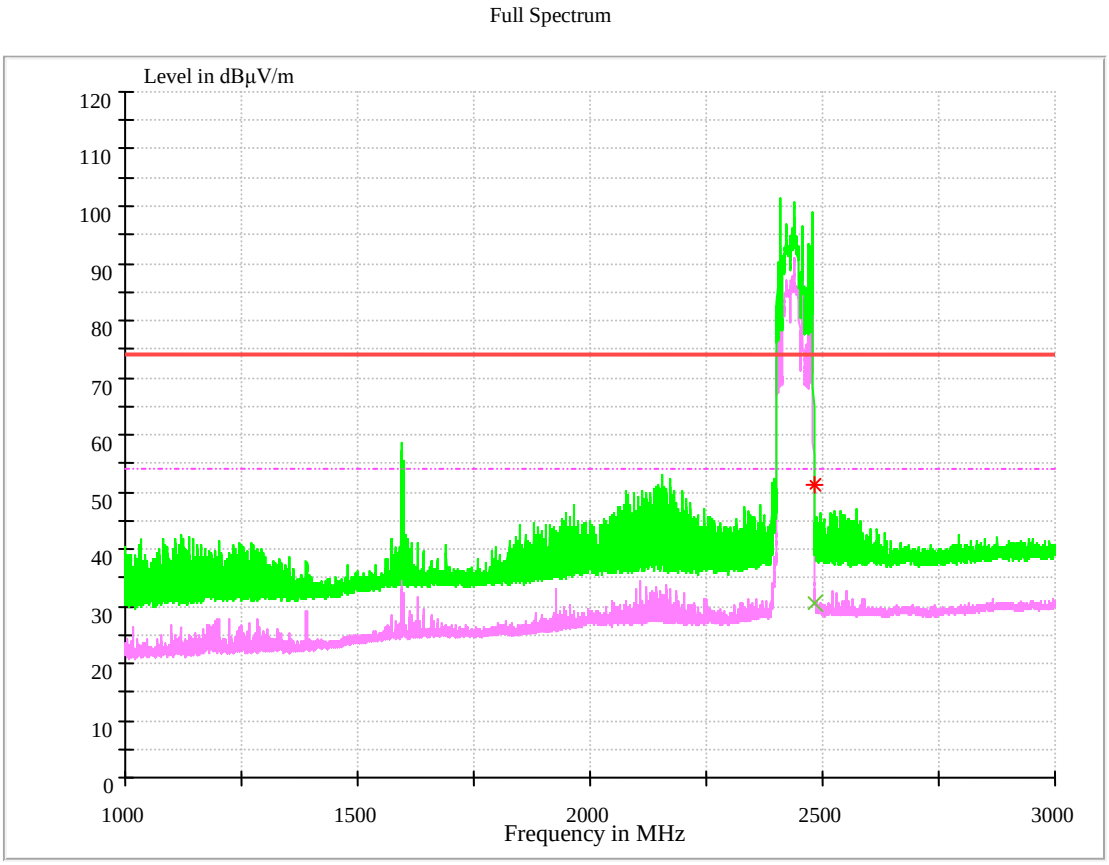

MEASUREMENT RESULT: AV Detector

Frequency (MHz)	Level (dBµ V/m)	Limit (dBµ V/m)	Margin (dB)	Height (cm)	Pol	Azimuth	Transd. (dB)
2483.500000	30.57	54.00	23.43	118.0	H	313.0	-5.4

MEASUREMENT RESULT: PK Detector

Frequency (MHz)	Level (dBµ V/m)	Limit (dBµ V/m)	Margin (dB)	Height (cm)	Pol	Azimuth (deg)	Transd. (dB)
2483.500000	51.09	74.00	22.91	100.0	V	179.0	-5.4

Note2:

1, Level =Reading level by receiver + Transd (Antenna factor + cable loss – preamplifier gain)

The reading level is calculated by software which is not shown in the sheet.

2, Margin=Limit - Level

Huawei Proprietary and Confidential
Copyright © Huawei Technologies Co., Ltd.

1.1.4.3 **Channel** 3@Ant 2

Full Spectrum

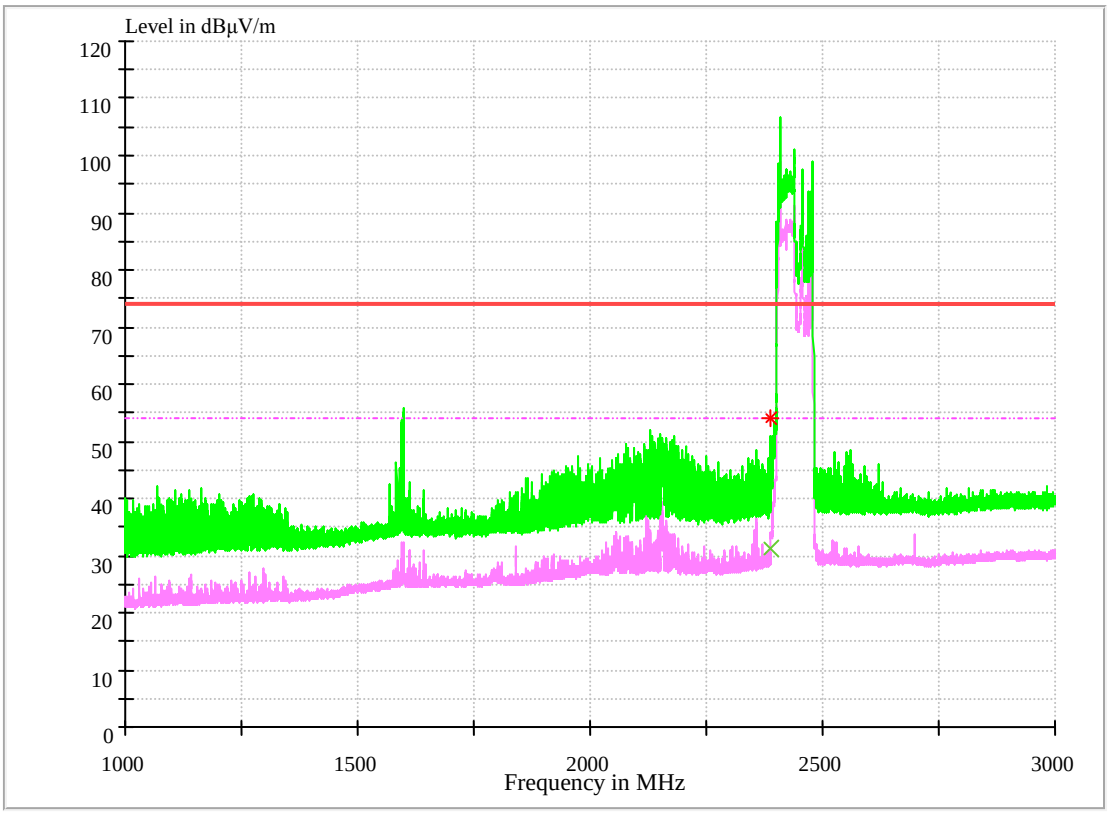

MEASUREMENT RESULT: AV Detector

Frequency (MHz)	Level (dBµ V/m)	Limit (dBµ V/m)	Margin (dB)	Height (cm)	Pol	Azimuth	Transd. (dB)
2390.000000	31.19	54.00	22.81	118.0	H	46.0	-7.6

MEASUREMENT RESULT: PK Detector

Frequency (MHz)	Level (dBµ V/m)	Limit (dBµ V/m)	Margin (dB)	Height (cm)	Pol	Azimuth (deg)	Transd. (dB)
2390.000000	53.92	74.00	20.08	100.0	V	0.0	-7.6

Note2:

1, Level =Reading level by receiver + Transd (Antenna factor + cable loss – preamplifier gain)

The reading level is calculated by software which is not shown in the sheet.

2, Margin=Limit - Level

Huawei Proprietary and Confidential
Copyright © Huawei Technologies Co., Ltd.

1.1.4.4 **Channel** 5@Ant 2

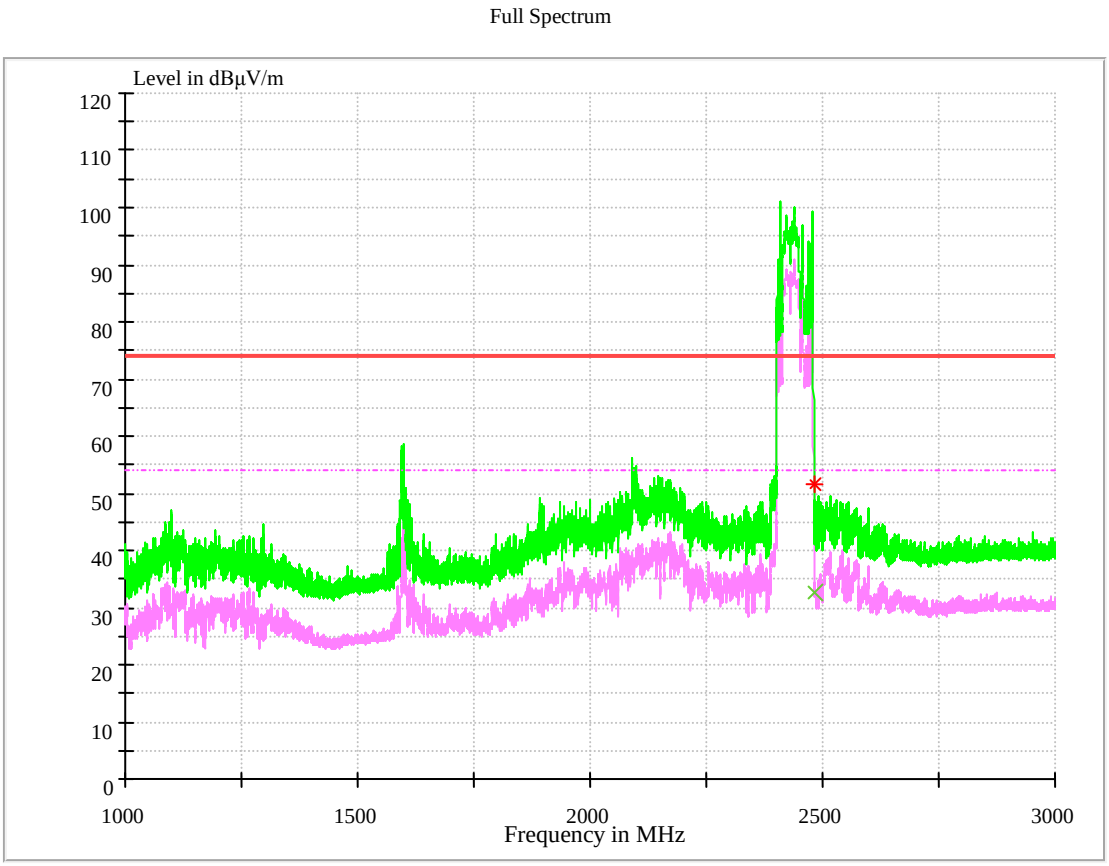

MEASUREMENT RESULT: AV Detector

Frequency (MHz)	Level (dBµ V/m)	Limit (dBµ V/m)	Margin (dB)	Height (cm)	Pol	Azimuth	Transd. (dB)
2483.500000	32.58	54.00	21.42	100.0	H	141.0	-5.4

MEASUREMENT RESULT: PK Detector

Frequency (MHz)	Level (dBµ V/m)	Limit (dBµ V/m)	Margin (dB)	Height (cm)	Pol	Azimuth (deg)	Transd. (dB)
2483.500000	51.66	74.00	22.34	100.0	V	179.0	-5.4

Note2:

1, Level =Reading level by receiver + Transd (Antenna factor + cable loss – preamplifier gain)

The reading level is calculated by software which is not shown in the sheet.

2, Margin=Limit – Level

Huawei Proprietary and Confidential
Copyright © Huawei Technologies Co., Ltd.

1.1.4.5 **Channel** 3@MIMO

Full Spectrum

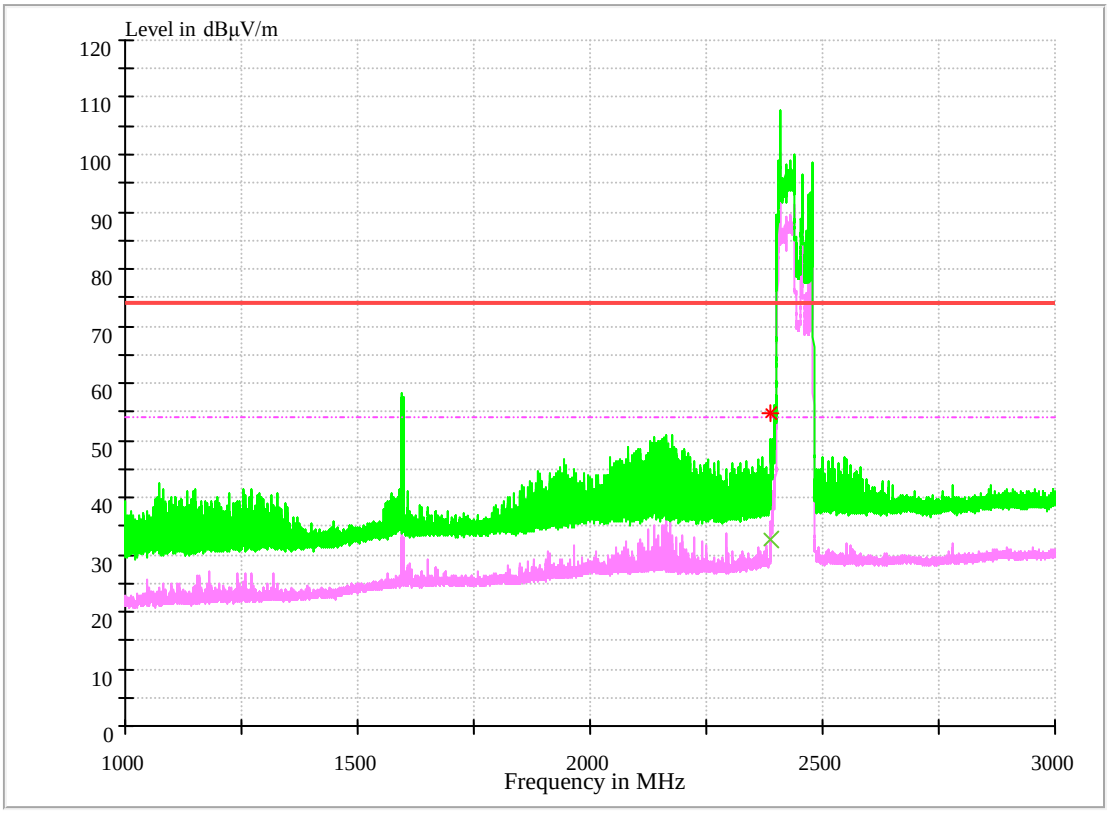

MEASUREMENT RESULT: AV Detector

Frequency (MHz)	Level (dBµ V/m)	Limit (dBµ V/m)	Margin (dB)	Height (cm)	Pol	Azimuth	Transd. (dB)
2390.000000	32.80	54.00	21.20	100.0	H	178.0	-7.6

MEASUREMENT RESULT: PK Detector

Frequency (MHz)	Level (dBµ V/m)	Limit (dBµ V/m)	Margin (dB)	Height (cm)	Pol	Azimuth (deg)	Transd. (dB)
2390.000000	54.67	74.00	19.33	148.0	V	0.0	-7.6

Note2:

1, Level =Reading level by receiver + Transd (Antenna factor + cable loss – preamplifier gain)

The reading level is calculated by software which is not shown in the sheet.

2, Margin=Limit - Level

Huawei Proprietary and Confidential
Copyright © Huawei Technologies Co., Ltd.

1.1.4.6 **Channel** 5@MIMO

Full Spectrum

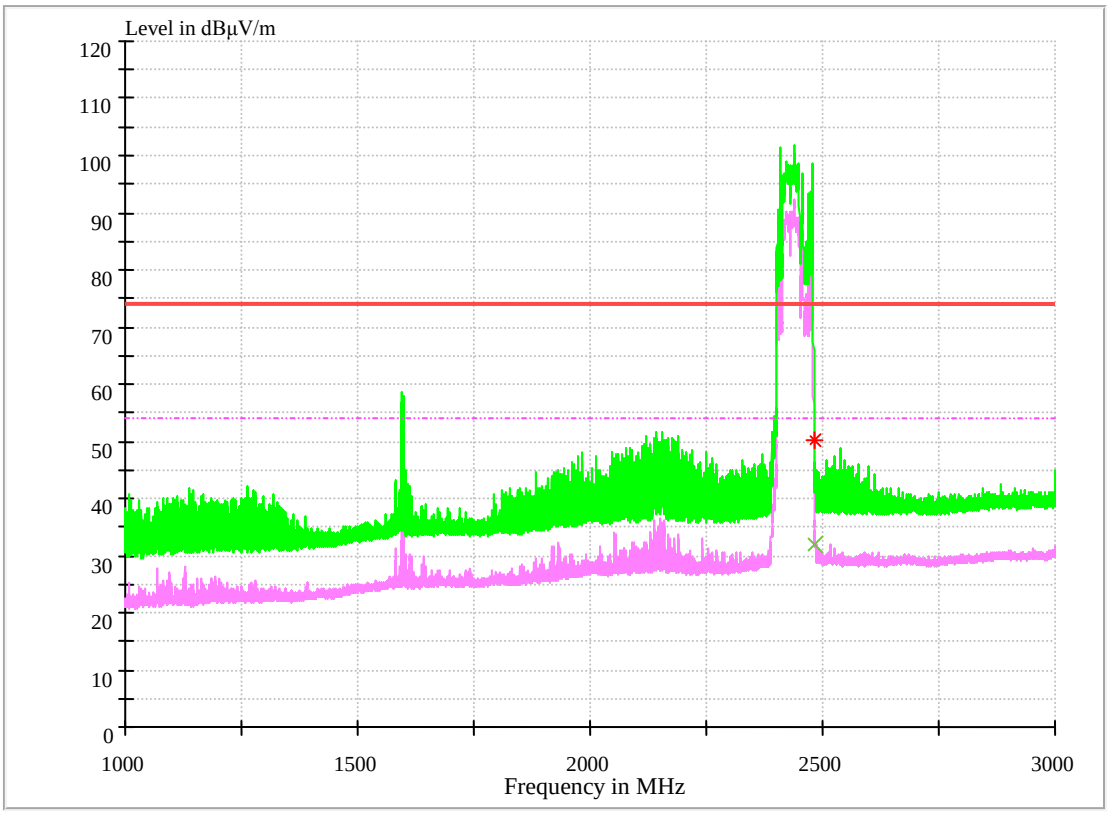

MEASUREMENT RESULT: AV Detector

Frequency (MHz)	Level (dBµ V/m)	Limit (dBµ V/m)	Margin (dB)	Height (cm)	Pol	Azimuth	Transd. (dB)
2483.500000	31.97	54.00	22.03	100.0	H	181.0	-5.4

MEASUREMENT RESULT: PK Detector

Frequency (MHz)	Level (dBµ V/m)	Limit (dBµ V/m)	Margin (dB)	Height (cm)	Pol	Azimuth (deg)	Transd. (dB)
2483.500000	50.17	74.00	23.83	100.0	V	180.0	-5.4

Note2:

1, Level =Reading level by receiver + Transd (Antenna factor + cable loss – preamplifier gain)

The reading level is calculated by software which is not shown in the sheet.

2, Margin=Limit – Level

Huawei Proprietary and Confidential
Copyright © Huawei Technologies Co., Ltd.

1.4 Part 4: Testing Range of “3 GHz to 18 GHz”

Note 1: The test results and plot for testing range of “3 GHz to 18 GHz” showed as below is the WORST case for all Test Modes and Channels. This range will not be presented for each Test Mode and each Channel.

Note 2: The testing range of “3 GHz to 18 GHz” is for checking radiated emissions located in restricted bands faraway from the EUT operating bands.

Note 3: Two limits are required in the testing range above 1 GHz, that is Peak limit (74 dBµV/m) and Average Limit (54 dBµV/m).

Full Spectrum

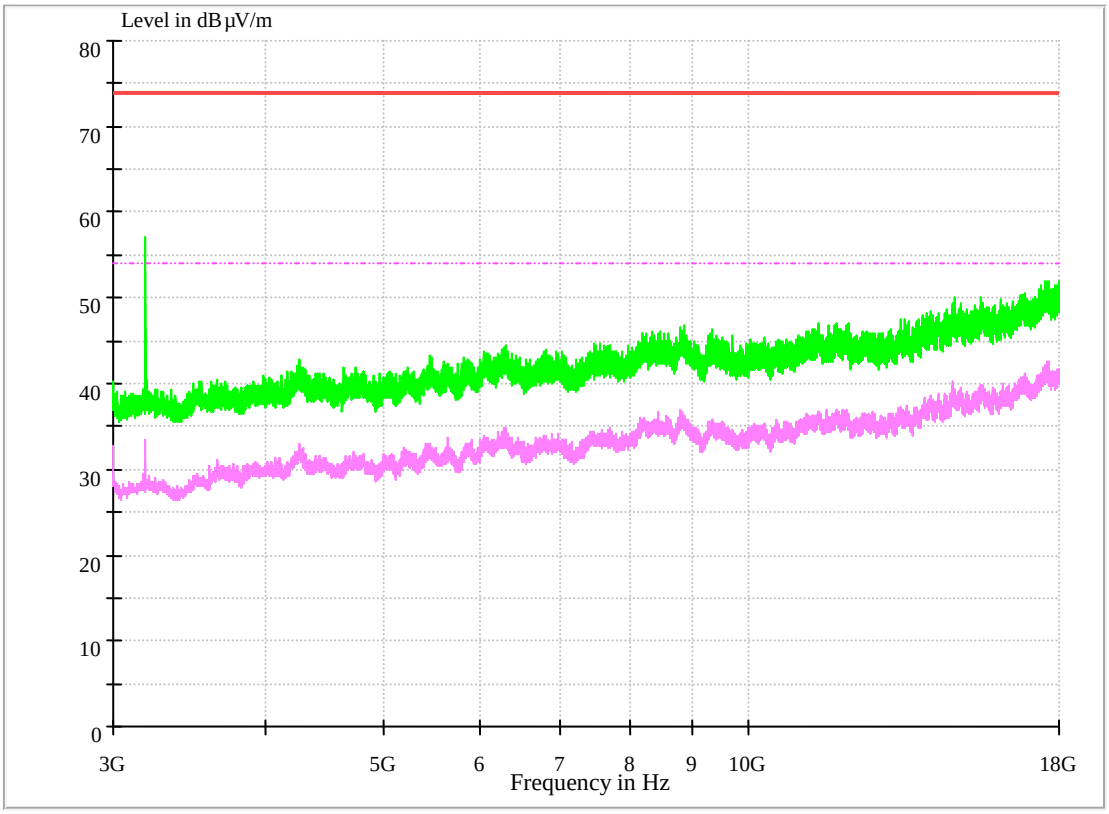

1.5 Part 5: Testing Range of “18 GHz to 26.5 GHz”

NOTE: No peak found in the Test Range of “18 GHz to 26.5GHz”

Huawei Proprietary and Confidential
Copyright © Huawei Technologies Co., Ltd.

Appendix I: AC Power Line Conducted Emission

Note: RBW =9 kHz, VBW = 30 kHz

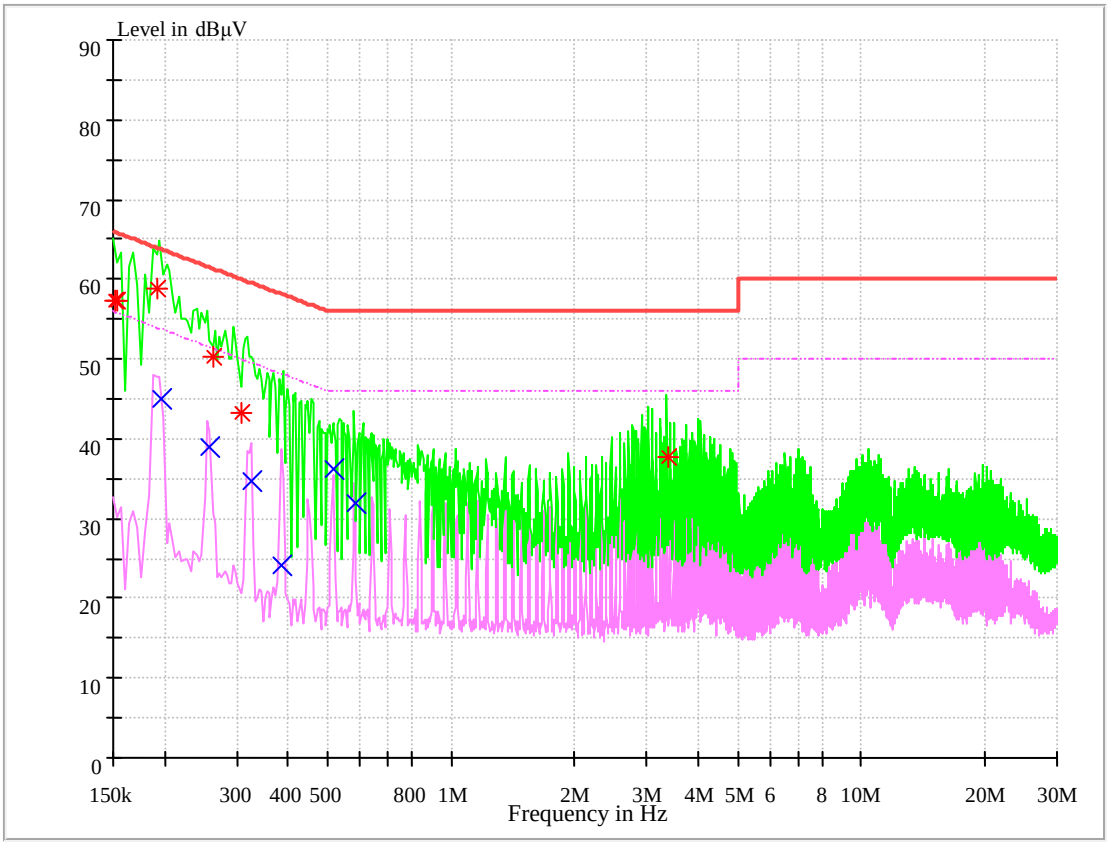

Huawei Proprietary and Confidential
Copyright © Huawei Technologies Co., Ltd.

MEASUREMENT RESULT: AV Detector

Frequency (MHz)	Level (dBμ V)	Limit (dBμ V)	Transd. (dB)	Margin (dB)	Line	PE
0.196186	45.04	53.77	9.7	8.73	N	FLO
0.257296	38.84	51.52	9.7	12.68	N	FLO
0.325054	34.69	49.58	9.7	14.89	N	FLO
0.384252	24.2	48.19	9.7	23.99	N	FLO
0.517579	36.21	46	9.7	9.79	N	FLO
0.582665	31.86	46	9.7	14.14	N	FLO

MEASUREMENT RESULT: PK Detector

Frequency (MHz)	Level (dBμ V)	Limit (dBμ V)	Transd. (dB)	Margin (dB)	Line	PE
0.150915	57.43	65.95	9.7	8.52	L1	FLO
0.152614	57.27	65.86	9.7	8.59	N	FLO
0.191994	58.72	63.95	9.7	5.23	L1	FLO
0.261792	50.2	61.37	9.7	11.17	L1	FLO
0.307457	43.24	60.04	9.7	16.8	L1	FLO
3.368499	37.78	56	9.8	18.22	L1	FLO

Note2:

1, Level =Reading level by receiver + Transd (Antenna factor + cable loss – preamplifier gain)

The reading level is calculated by software which is not shown in the sheet.

2, Margin=Limit - Level

END

Huawei Proprietary and Confidential
Copyright © Huawei Technologies Co., Ltd.