Appendix for test report

Huawei Proprietary and Confidential
Copyright © Huawei Technologies Co., Ltd.

1Appendix_A: Effective (Isotropic) Radiated Power Output Data

Part I - Test Results

Test Band(LTE)	Test Mode	Test Bandwidth	Test Channel	Test RB	Measured[dBm]	ERP [dBm]	Limit [dBm]	Verdict
Band26 (814-824 MHz)	LTE/TM1	1.4	LCH	RB1#0	23.89	20.14	50	PASS
				RB1#3	24.05	20.30	50	PASS
				RB1#5	23.96	20.21	50	PASS
				RB3#0	23.77	20.02	50	PASS
				RB3#2	23.88	20.13	50	PASS
				RB3#3	23.99	20.24	50	PASS
				RB6#0	22.84	19.09	50	PASS
			MCH	RB1#0	23.90	20.15	50	PASS
				RB1#3	23.97	20.22	50	PASS
				RB1#5	23.98	20.23	50	PASS
				RB3#0	23.85	20.10	50	PASS
				RB3#2	23.70	19.95	50	PASS
				RB3#3	23.89	20.14	50	PASS
				RB6#0	22.84	19.09	50	PASS
			HCH	RB1#0	24.10	20.35	50	PASS

Huawei Proprietary and Confidential
Copyright © Huawei Technologies Co., Ltd.

Test Band(LTE)	Test Mode	Test Bandwidth	Test Channel	Test RB	Measured[dBm]	ERP [dBm]	Limit [dBm]	Verdict
				RB1#3	23.95	20.20	50	PASS
				RB1#5	23.92	20.17	50	PASS
				RB3#0	23.93	20.18	50	PASS
				RB3#2	23.66	19.91	50	PASS
				RB3#3	23.86	20.11	50	PASS
				RB6#0	22.87	19.12	50	PASS
		3	LCH	RB1#0	24.06	20.31	50	PASS
				RB1#7	23.62	19.87	50	PASS
				RB1#14	23.88	20.13	50	PASS
				RB8#0	22.95	19.20	50	PASS
				RB8#4	22.90	19.15	50	PASS
				RB8#7	22.98	19.23	50	PASS
				RB15#0	23.03	19.28	50	PASS
			MCH	RB1#0	23.98	20.23	50	PASS
				RB1#7	23.28	19.53	50	PASS
				RB1#14	23.88	20.13	50	PASS
				RB8#0	22.97	19.22	50	PASS

Huawei Proprietary and Confidential
Copyright © Huawei Technologies Co., Ltd.

Test Band(LTE)	Test Mode	Test Bandwidth	Test Channel	Test RB	Measured[dBm]	ERP [dBm]	Limit [dBm]	Verdict
				RB8#4	22.90	19.15	50	PASS
				RB8#7	22.97	19.22	50	PASS
				RB15#0	22.84	19.09	50	PASS
			HCH	RB1#0	24.10	20.35	50	PASS
				RB1#7	23.84	20.09	50	PASS
				RB1#14	24.10	20.35	50	PASS
				RB8#0	22.87	19.12	50	PASS
				RB8#4	22.94	19.19	50	PASS
				RB8#7	22.92	19.17	50	PASS
				RB15#0	22.91	19.16	50	PASS
		5	LCH	RB1#0	24.01	20.26	50	PASS
				RB1#13	23.88	20.13	50	PASS
				RB1#24	23.87	20.12	50	PASS
				RB12#0	23.09	19.34	50	PASS
				RB12#6	22.94	19.19	50	PASS
				RB12#13	22.94	19.19	50	PASS

Huawei Proprietary and Confidential
Copyright © Huawei Technologies Co., Ltd.

Test Band(LTE)	Test Mode	Test Bandwidth	Test Channel	Test RB	Measured[dBm]	ERP [dBm]	Limit [dBm]	Verdict
				RB25#0	22.38	18.63	50	PASS
			MCH	RB1#0	23.84	20.09	50	PASS
				RB1#13	23.89	20.14	50	PASS
				RB1#24	23.91	20.16	50	PASS
				RB12#0	22.93	19.18	50	PASS
				RB12#6	22.90	19.15	50	PASS
				RB12#13	23.02	19.27	50	PASS
				RB25#0	22.26	18.51	50	PASS
			HCH	RB1#0	23.92	20.17	50	PASS
				RB1#13	23.96	20.21	50	PASS
				RB1#24	24.11	20.36	50	PASS
				RB12#0	22.94	19.19	50	PASS
				RB12#6	22.95	19.20	50	PASS
				RB12#13	23.09	19.34	50	PASS
				RB25#0	22.43	18.68	50	PASS
		10	MCH	RB1#0	23.94	20.19	50	PASS

Huawei Proprietary and Confidential
Copyright © Huawei Technologies Co., Ltd.

Test Band(LTE)	Test Mode	Test Bandwidth	Test Channel	Test RB	Measured[dBm]	ERP [dBm]	Limit [dBm]	Verdict
				RB1#25	23.68	19.93	50	PASS
				RB1#49	24.00	20.25	50	PASS
				RB25#0	23.04	19.29	50	PASS
				RB25#13	22.94	19.19	50	PASS
				RB25#25	23.03	19.28	50	PASS
				RB50#0	22.90	19.15	50	PASS
	LTE/TM2	1.4	LCH	RB1#0	23.21	19.46	50	PASS
				RB1#3	23.28	19.53	50	PASS
				RB1#5	23.07	19.32	50	PASS
				RB3#0	23.05	19.30	50	PASS
				RB3#2	22.97	19.22	50	PASS
				RB3#3	22.72	18.97	50	PASS
				RB6#0	21.84	18.09	50	PASS
			MCH	RB1#0	23.29	19.54	50	PASS
				RB1#3	22.80	19.05	50	PASS
				RB1#5	23.33	19.58	50	PASS

Huawei Proprietary and Confidential
Copyright © Huawei Technologies Co., Ltd.

Test Band(LTE)	Test Mode	Test Bandwidth	Test Channel	Test RB	Measured[dBm]	ERP [dBm]	Limit [dBm]	Verdict
				RB3#0	22.96	19.21	50	PASS
				RB3#2	22.98	19.23	50	PASS
				RB3#3	22.93	19.18	50	PASS
				RB6#0	21.80	18.05	50	PASS
			HCH	RB1#0	23.68	19.93	50	PASS
				RB1#3	22.67	18.92	50	PASS
				RB1#5	23.06	19.31	50	PASS
				RB3#0	22.88	19.13	50	PASS
				RB3#2	22.90	19.15	50	PASS
				RB3#3	22.95	19.20	50	PASS
				RB6#0	21.82	18.07	50	PASS
		3	LCH	RB1#0	23.35	19.60	50	PASS
				RB1#7	23.14	19.39	50	PASS
				RB1#14	23.24	19.49	50	PASS
				RB8#0	21.93	18.18	50	PASS
				RB8#4	21.94	18.19	50	PASS
				RB8#7	21.99	18.24	50	PASS

Huawei Proprietary and Confidential
Copyright © Huawei Technologies Co., Ltd.

Test Band(LTE)	Test Mode	Test Bandwidth	Test Channel	Test RB	Measured[dBm]	ERP [dBm]	Limit [dBm]	Verdict
				RB15#0	22.03	18.28	50	PASS
			MCH	RB1#0	23.03	19.28	50	PASS
				RB1#7	22.82	19.07	50	PASS
				RB1#14	23.24	19.49	50	PASS
				RB8#0	22.03	18.28	50	PASS
				RB8#4	21.89	18.14	50	PASS
				RB8#7	22.07	18.32	50	PASS
				RB15#0	21.80	18.05	50	PASS
			HCH	RB1#0	23.19	19.44	50	PASS
				RB1#7	22.51	18.76	50	PASS
				RB1#14	23.25	19.50	50	PASS
				RB8#0	21.92	18.17	50	PASS
				RB8#4	21.95	18.20	50	PASS
				RB8#7	21.91	18.16	50	PASS
				RB15#0	21.91	18.16	50	PASS
		5	LCH	RB1#0	23.50	19.75	50	PASS
				RB1#13	23.42	19.67	50	PASS

Huawei Proprietary and Confidential
Copyright © Huawei Technologies Co., Ltd.

Test Band(LTE)	Test Mode	Test Bandwidth	Test Channel	Test RB	Measured[dBm]	ERP [dBm]	Limit [dBm]	Verdict
				RB1#24	23.35	19.60	50	PASS
				RB12#0	22.18	18.43	50	PASS
				RB12#6	22.02	18.27	50	PASS
				RB12#13	22.18	18.43	50	PASS
				RB25#0	21.37	17.62	50	PASS
			MCH	RB1#0	23.23	19.48	50	PASS
				RB1#13	23.17	19.42	50	PASS
				RB1#24	23.15	19.40	50	PASS
				RB12#0	21.97	18.22	50	PASS
				RB12#6	22.12	18.37	50	PASS
				RB12#13	22.04	18.29	50	PASS
				RB25#0	21.22	17.47	50	PASS
			HCH	RB1#0	23.14	19.39	50	PASS
				RB1#13	23.21	19.46	50	PASS
				RB1#24	23.37	19.62	50	PASS
				RB12#0	22.09	18.34	50	PASS

Huawei Proprietary and Confidential
Copyright © Huawei Technologies Co., Ltd.

Test Band(LTE)	Test Mode	Test Bandwidth	Test Channel	Test RB	Measured[dBm]	ERP [dBm]	Limit [dBm]	Verdict
				RB12#6	21.97	18.22	50	PASS
				RB12#13	22.03	18.28	50	PASS
				RB25#0	21.37	17.62	50	PASS
		10	MCH	RB1#0	23.17	19.42	50	PASS
				RB1#25	22.87	19.12	50	PASS
				RB1#49	23.35	19.60	50	PASS
				RB25#0	22.05	18.30	50	PASS
				RB25#13	22.03	18.28	50	PASS
				RB25#25	22.05	18.30	50	PASS
				RB50#0	21.82	18.07	50	PASS

Huawei Proprietary and Confidential
Copyright © Huawei Technologies Co., Ltd.

Note1:

a, For getting the ERP (Efficient Radiated Power) or EIRP (Efficient Isotropic Radiated Power) in substitution method, the following formula should be taken to calculate it,

ERP [dBm] = SGP [dBm] - Cable Loss [dB] + Gain [dBd]

EIRP [dBm] = SGP [dBm] - Cable Loss [dB] + Gain [dBi]

b, SGP = Signal Generator Level

Note2:

SET Span = 1.5 * OBW

SET RBW = 1% of the OBW,not to exceed 1MHz

SET VBW >= 3 * RBW

SET Sweep time = auto - couple.

Detector: RMS

Huawei Proprietary and Confidential
Copyright © Huawei Technologies Co., Ltd.

2Appendix_B: Peak-to-Average Ratio

Part I - Test Results

Test Band(For LTE)	Test Mode	Test Bandwidth (MHz)	Test Channel	Test RB	Measured[dB]	Limit [dB]	Verdict
Band26 (814-824 MHz)	LTE/TM1	1.4	LCH	RB1#0	4.42	13	PASS
				RB1#3	5.07	13	PASS
				RB1#5	5.09	13	PASS
				RB3#0	5.21	13	PASS
				RB3#2	4.98	13	PASS
				RB3#3	5.17	13	PASS
				RB6#0	5.51	13	PASS
			MCH	RB1#0	0.00	13	PASS
				RB1#3	5.02	13	PASS
				RB1#5	4.33	13	PASS
				RB3#0	5.22	13	PASS
				RB3#2	5.26	13	PASS
				RB3#3	5.11	13	PASS
				RB6#0	5.64	13	PASS
			HCH	RB1#0	5.06	13	PASS
				RB1#3	5.05	13	PASS
				RB1#5	5.02	13	PASS
				RB3#0	5.30	13	PASS
				RB3#2	5.32	13	PASS
				RB3#3	5.17	13	PASS
				RB6#0	5.53	13	PASS
		3	LCH	RB1#0	4.75	13	PASS
				RB1#7	4.93	13	PASS
				RB1#14	4.72	13	PASS
				RB8#0	5.54	13	PASS
				RB8#4	5.51	13	PASS
				RB8#7	5.62	13	PASS
				RB15#0	5.59	13	PASS
			MCH	RB1#0	4.53	13	PASS
				RB1#7	4.57	13	PASS
				RB1#14	4.60	13	PASS
				RB8#0	5.56	13	PASS
				RB8#4	5.55	13	PASS
				RB8#7	5.60	13	PASS

Huawei Proprietary and Confidential
Copyright © Huawei Technologies Co., Ltd.

Test Band(For LTE)	Test Mode	Test Bandwidth (MHz)	Test Channel	Test RB	Measured[dB]	Limit [dB]	Verdict
				RB15#0	5.75	13	PASS
			HCH	RB1#0	4.59	13	PASS
				RB1#7	4.92	13	PASS
				RB1#14	4.75	13	PASS
				RB8#0	5.71	13	PASS
				RB8#4	5.75	13	PASS
				RB8#7	5.86	13	PASS
				RB15#0	5.68	13	PASS
		5	LCH	RB1#0	4.72	13	PASS
				RB1#13	4.63	13	PASS
				RB1#24	4.76	13	PASS
				RB12#0	5.56	13	PASS
				RB12#6	5.51	13	PASS
				RB12#13	5.47	13	PASS
				RB25#0	5.81	13	PASS
			MCH	RB1#0	4.98	13	PASS
				RB1#13	4.94	13	PASS
				RB1#24	4.98	13	PASS
				RB12#0	5.41	13	PASS
				RB12#6	5.26	13	PASS
				RB12#13	5.51	13	PASS
				RB25#0	5.79	13	PASS
			HCH	RB1#0	4.55	13	PASS
				RB1#13	4.70	13	PASS
				RB1#24	4.90	13	PASS
				RB12#0	5.36	13	PASS
				RB12#6	5.75	13	PASS
				RB12#13	5.61	13	PASS
				RB25#0	5.91	13	PASS
		10	MCH	RB1#0	4.65	13	PASS
				RB1#25	4.69	13	PASS
				RB1#49	4.90	13	PASS
				RB25#0	5.56	13	PASS
				RB25#13	5.60	13	PASS
				RB25#25	5.73	13	PASS
				RB50#0	5.96	13	PASS
	LTE/TM2	1.4	LCH	RB1#0	5.58	13	PASS
				RB1#3	5.41	13	PASS
				RB1#5	5.70	13	PASS

Huawei Proprietary and Confidential
Copyright © Huawei Technologies Co., Ltd.

Test Band(For LTE)	Test Mode	Test Bandwidth (MHz)	Test Channel	Test RB	Measured[dB]	Limit [dB]	Verdict
				RB3#0	6.13	13	PASS
				RB3#2	6.02	13	PASS
				RB3#3	6.25	13	PASS
				RB6#0	6.60	13	PASS
			MCH	RB1#0	0.00	13	PASS
				RB1#3	5.52	13	PASS
				RB1#5	5.81	13	PASS
				RB3#0	6.19	13	PASS
				RB3#2	6.11	13	PASS
				RB3#3	6.14	13	PASS
				RB6#0	6.52	13	PASS
			HCH	RB1#0	5.22	13	PASS
				RB1#3	5.63	13	PASS
				RB1#5	5.33	13	PASS
				RB3#0	6.17	13	PASS
				RB3#2	6.20	13	PASS
				RB3#3	6.22	13	PASS
				RB6#0	6.82	13	PASS
		3	LCH	RB1#0	5.47	13	PASS
				RB1#7	5.22	13	PASS
				RB1#14	5.67	13	PASS
				RB8#0	6.35	13	PASS
				RB8#4	6.32	13	PASS
				RB8#7	6.31	13	PASS
				RB15#0	6.56	13	PASS
			MCH	RB1#0	5.84	13	PASS
				RB1#7	6.25	13	PASS
				RB1#14	5.68	13	PASS
				RB8#0	6.30	13	PASS
				RB8#4	6.37	13	PASS
				RB8#7	6.36	13	PASS
				RB15#0	6.51	13	PASS
			HCH	RB1#0	5.43	13	PASS
				RB1#7	5.71	13	PASS
				RB1#14	5.93	13	PASS
				RB8#0	6.37	13	PASS
				RB8#4	6.43	13	PASS
				RB8#7	6.50	13	PASS
				RB15#0	6.81	13	PASS

Huawei Proprietary and Confidential
Copyright © Huawei Technologies Co., Ltd.

Test Band(For LTE)	Test Mode	Test Bandwidth (MHz)	Test Channel	Test RB	Measured[dB]	Limit [dB]	Verdict
		5	LCH	RB1#0	5.50	13	PASS
				RB1#13	5.41	13	PASS
				RB1#24	5.47	13	PASS
				RB12#0	6.14	13	PASS
				RB12#6	5.95	13	PASS
				RB12#13	6.19	13	PASS
				RB25#0	6.49	13	PASS
			MCH	RB1#0	5.61	13	PASS
				RB1#13	5.53	13	PASS
				RB1#24	5.87	13	PASS
				RB12#0	6.18	13	PASS
				RB12#6	6.11	13	PASS
				RB12#13	6.28	13	PASS
				RB25#0	6.65	13	PASS
			HCH	RB1#0	5.50	13	PASS
				RB1#13	5.37	13	PASS
				RB1#24	5.80	13	PASS
				RB12#0	6.30	13	PASS
				RB12#6	6.35	13	PASS
				RB12#13	6.48	13	PASS
				RB25#0	6.78	13	PASS
		10	MCH	RB1#0	5.59	13	PASS
				RB1#25	5.65	13	PASS
				RB1#49	5.81	13	PASS
				RB25#0	6.29	13	PASS
				RB25#13	6.33	13	PASS
				RB25#25	6.60	13	PASS
				RB50#0	6.91	13	PASS

Huawei Proprietary and Confidential
Copyright © Huawei Technologies Co., Ltd.

3Appendix_C: Modulation Characteristics

Part I - Test Plots

3.1 For LTE

3.1.1 Test Band = Band26 (814-824 MHz)

3.1.1.1 Test Mode = LTE/TM1

3.1.1.1.1 Test Bandwidth = 1.4

3.1.1.1.1.1 Test Channel = MCH

3.1.1.1.1.1.1 Test RB = RB6#0

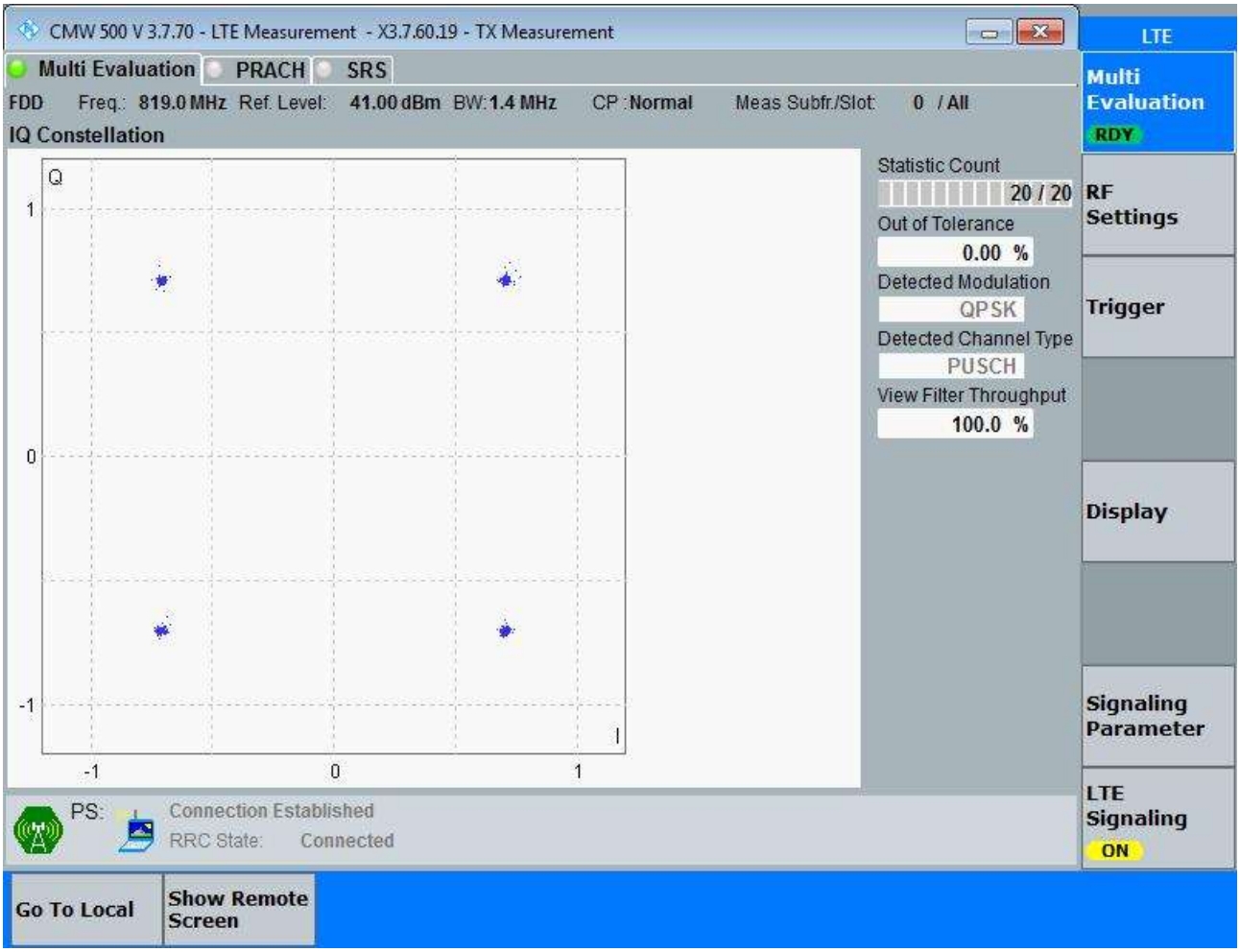

3.1.1.1.2 Test Bandwidth = 3

3.1.1.1.2.1 Test Channel = MCH

3.1.1.1.2.1.1 Test RB = RB15#0

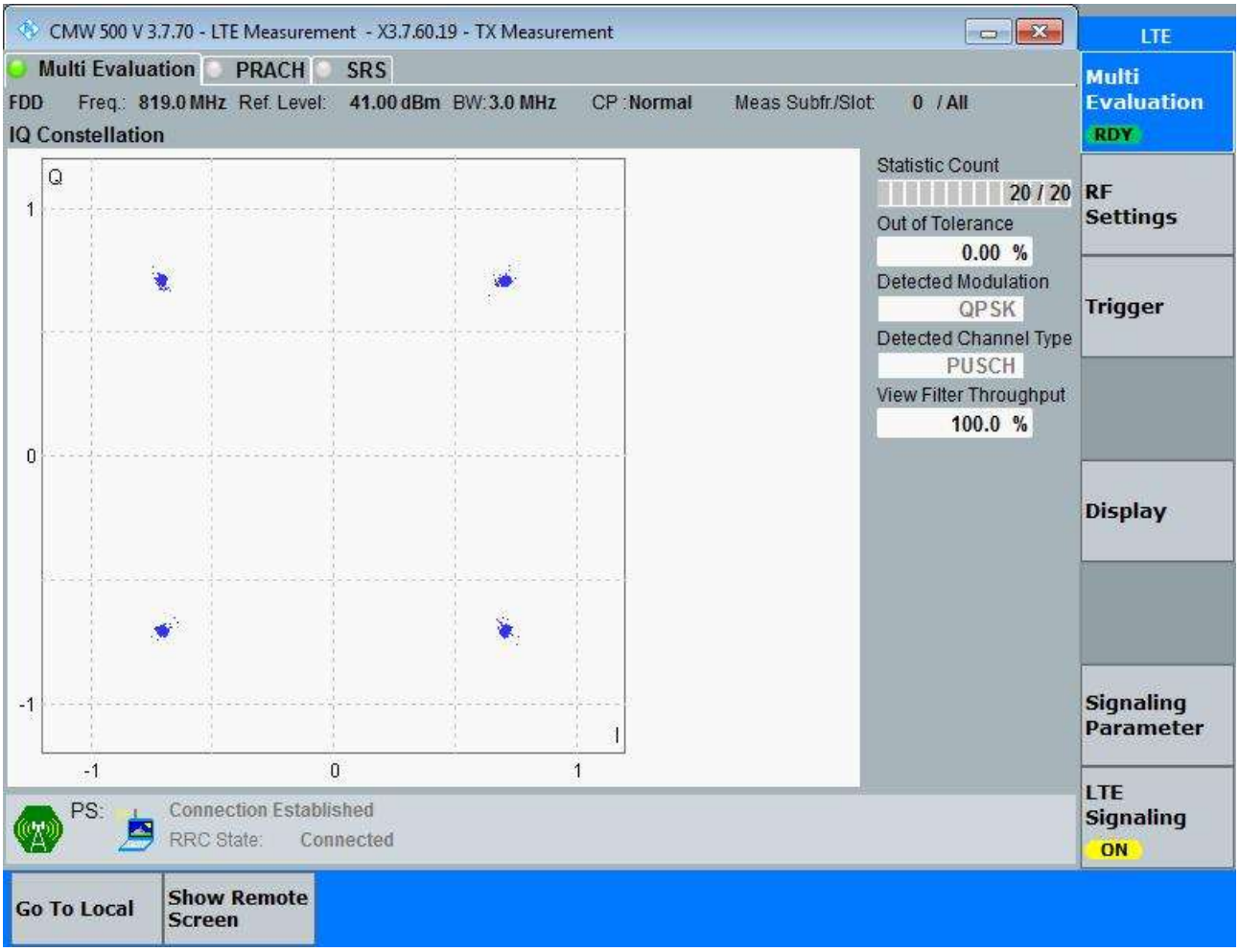

Copyright © Huawei Technologies Co., Ltd.

3.1.1.1.3 Test Bandwidth = 5

3.1.1.1.3.1 Test Channel = MCH

3.1.1.1.3.1.1 Test RB = RB25#0

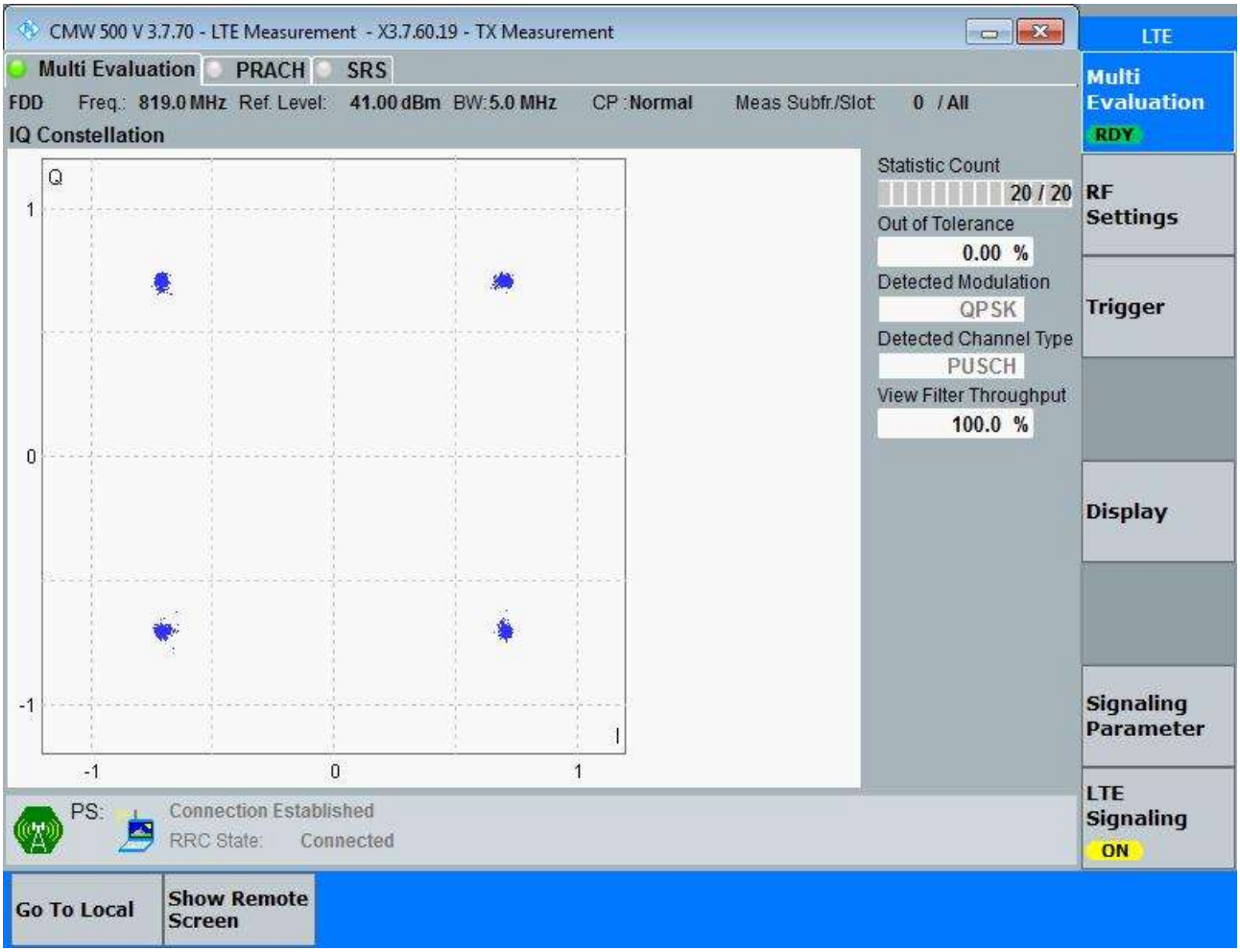

Copyright © Huawei Technologies Co., Ltd.

3.1.1.1.4 Test Bandwidth = 10

3.1.1.1.4.1 Test Channel = MCH

3.1.1.1.4.1.1 Test RB = RB50#0

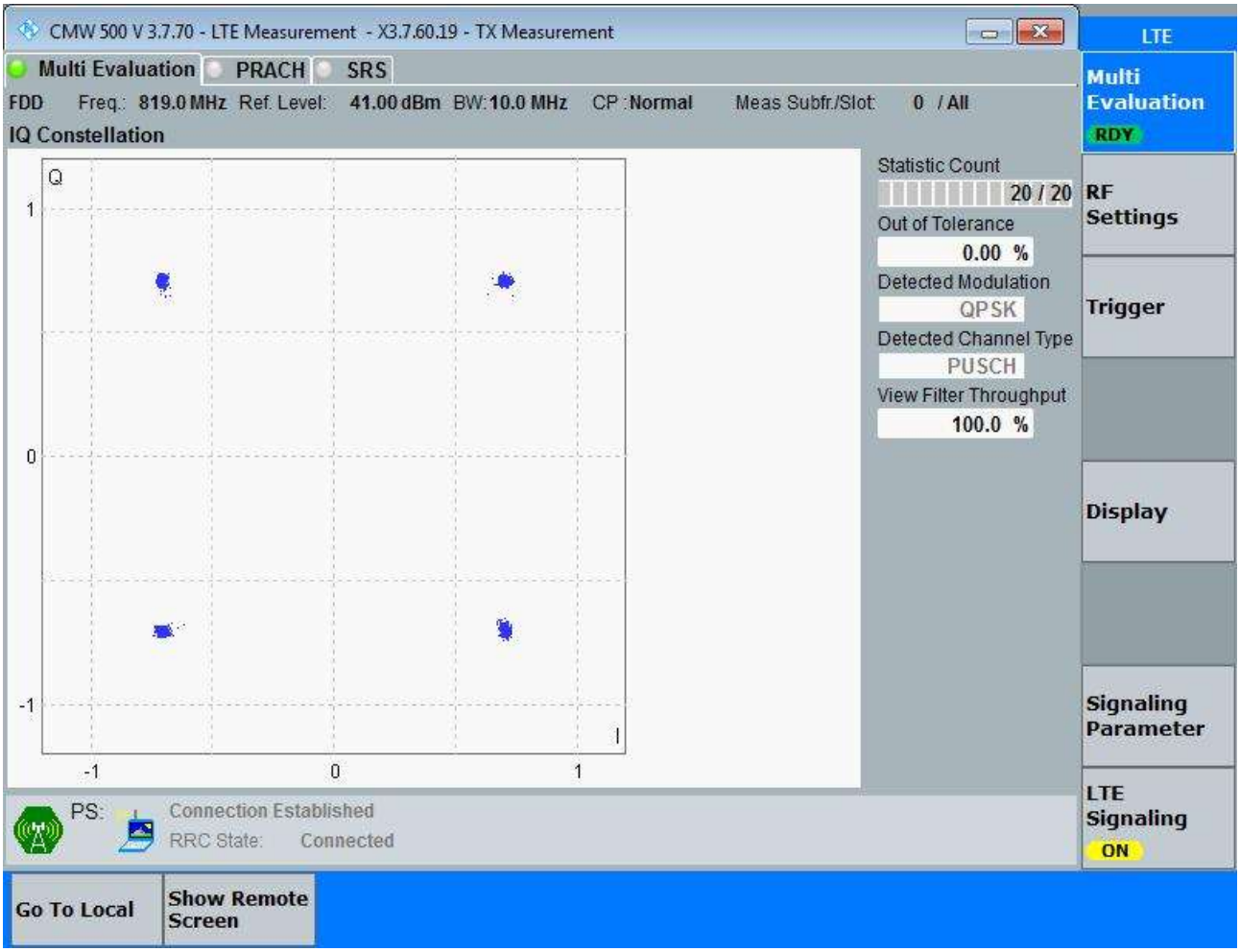

Copyright © Huawei Technologies Co., Ltd.

3.1.1.2 Test Mode = LTE/TM2

3.1.1.2.1 Test Bandwidth = 1.4

3.1.1.2.1.1 Test Channel = MCH

3.1.1.2.1.1.1 Test RB = RB6#0

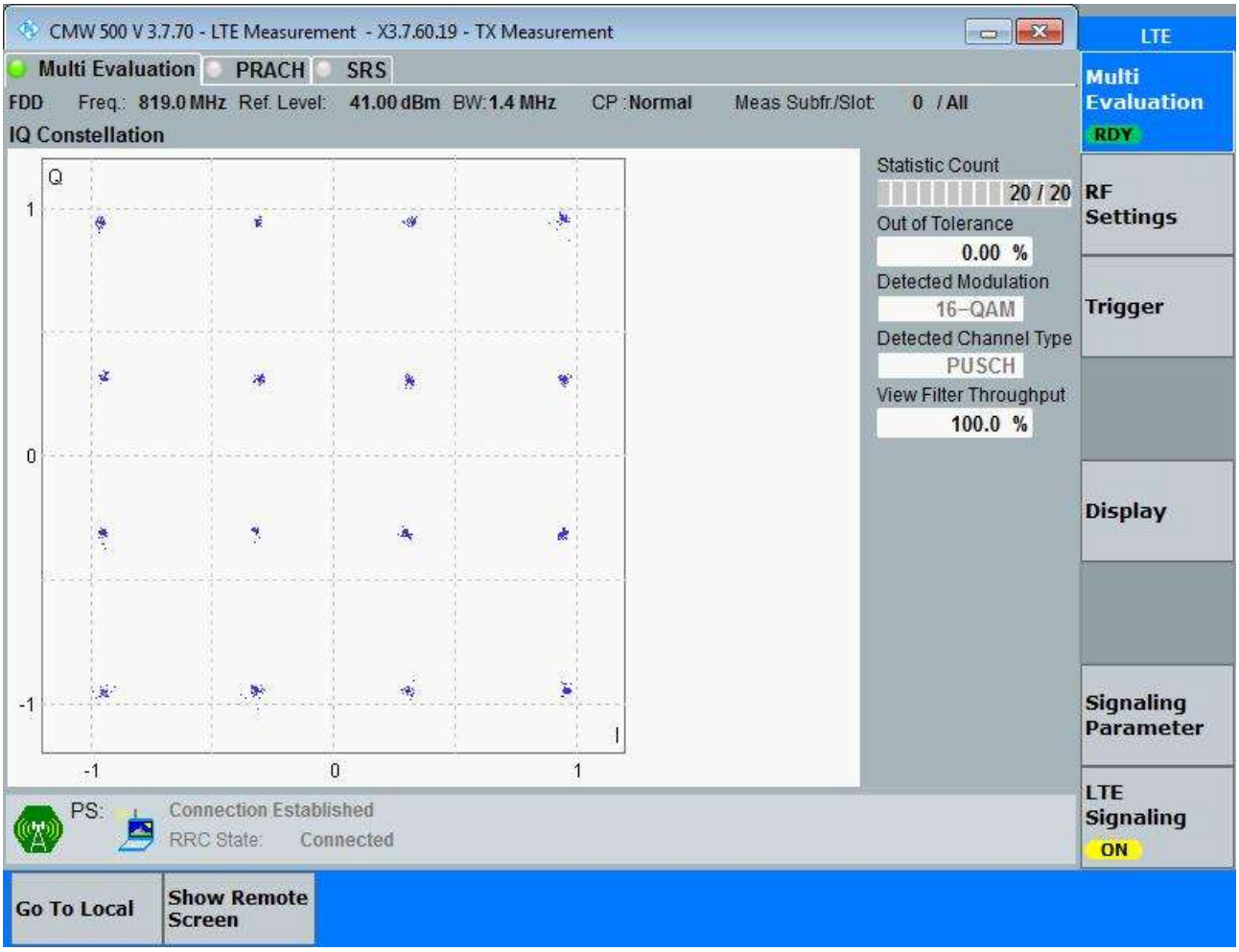

Copyright © Huawei Technologies Co., Ltd.

3.1.1.2.2 Test Bandwidth = 3

3.1.1.2.2.1 Test Channel = MCH

3.1.1.2.2.1.1 Test RB = RB15#0

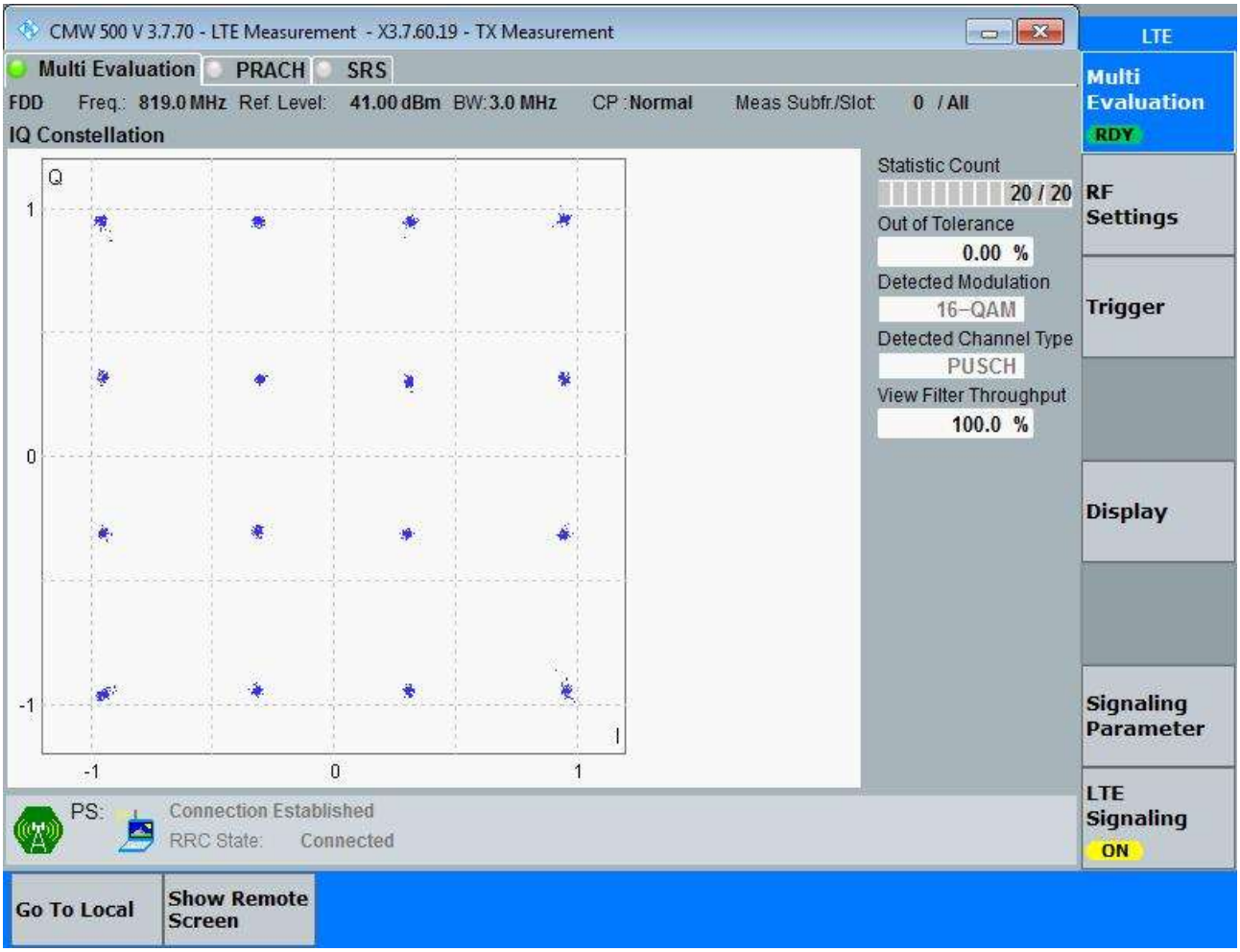

Copyright © Huawei Technologies Co., Ltd.

3.1.1.2.3 Test Bandwidth = 5

3.1.1.2.3.1 Test Channel = MCH

3.1.1.2.3.1.1 Test RB = RB25#0

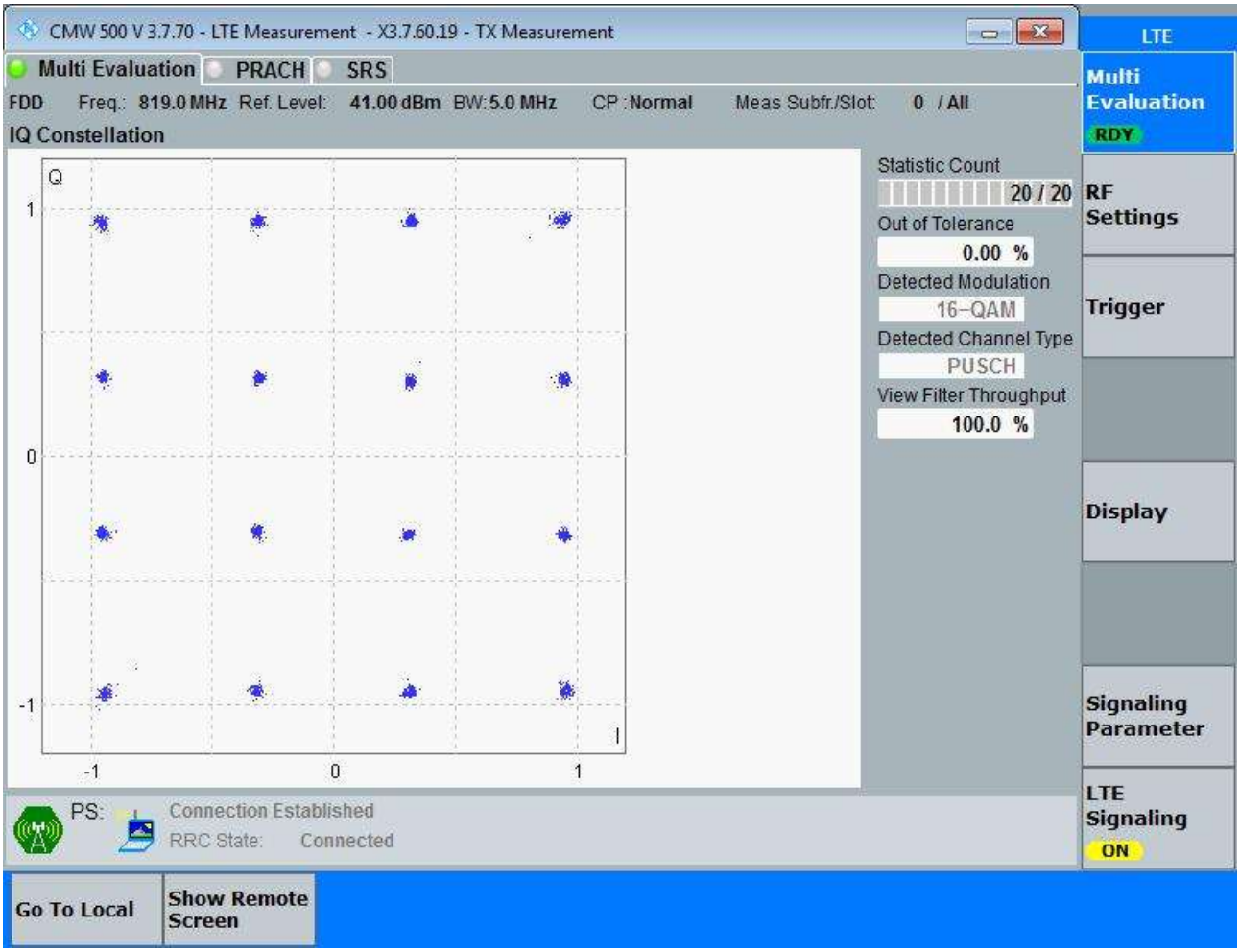

Copyright © Huawei Technologies Co., Ltd.

3.1.1.2.4 Test Bandwidth = 10

3.1.1.2.4.1 Test Channel = MCH

3.1.1.2.4.1.1 Test RB = RB50#0

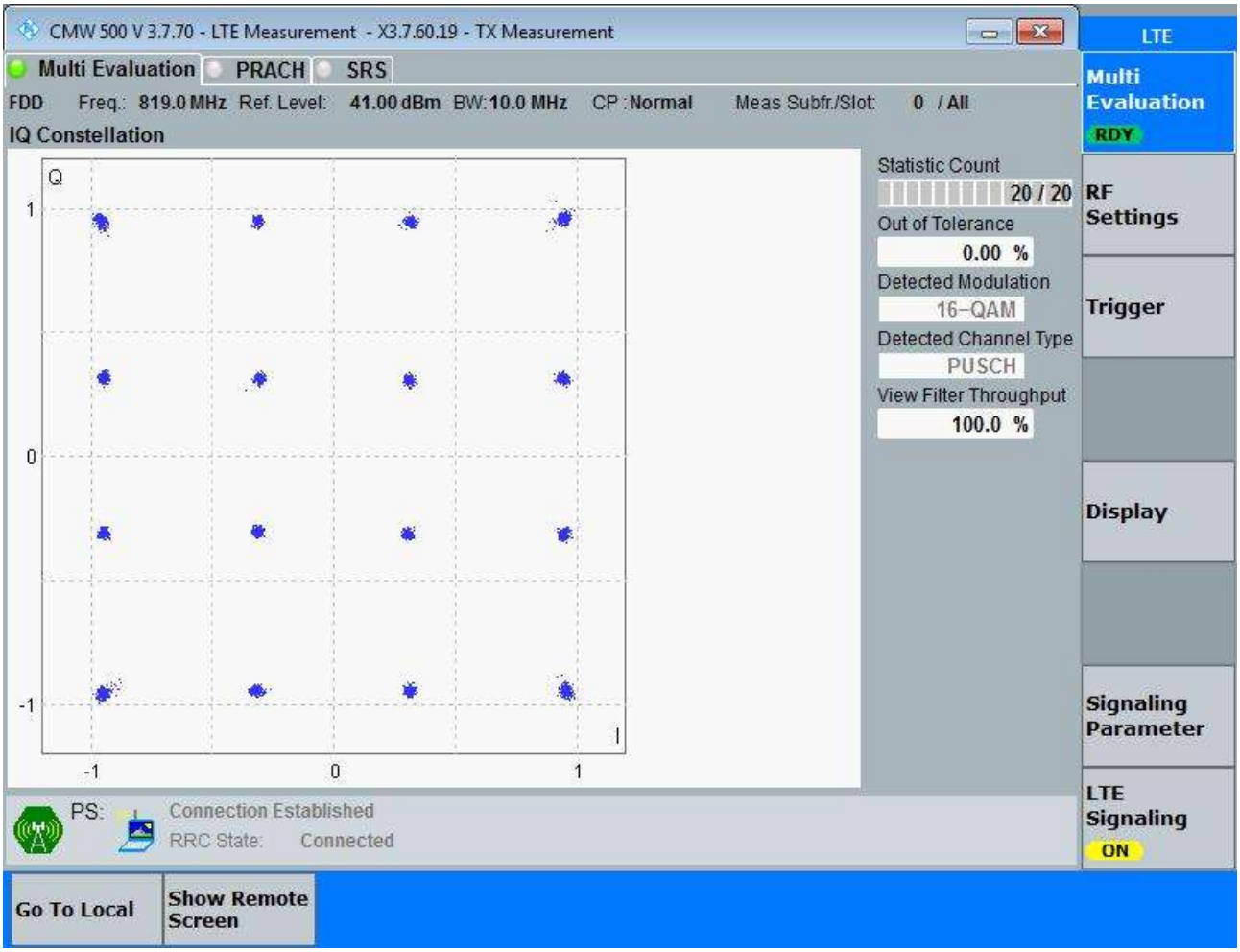

Copyright © Huawei Technologies Co., Ltd.

4Appendix_D: Bandwidth

Part I - Test Results

Test Band	Test Mode	Test Bandwidth	Test Channel	Test RB	Occupied Bandwidth [MHz]	Emission Bandwidth [MHz]	Verdict
Band26 (814-824 MHz)	LTE/TM1	1.4	LCH	RB6#0	1.09	1.24	Pass
			MCH	RB6#0	1.10	1.25	Pass
			HCH	RB6#0	1.09	1.24	Pass
		3	LCH	RB15#0	2.70	2.97	Pass
			MCH	RB15#0	2.70	2.96	Pass
			HCH	RB15#0	2.71	2.96	Pass
		5	LCH	RB25#0	4.51	4.93	Pass
			MCH	RB25#0	4.52	4.96	Pass
			HCH	RB25#0	4.51	4.92	Pass
		10	MCH	RB50#0	9.03	9.86	Pass
	LTE/TM2	1.4	LCH	RB6#0	1.09	1.24	Pass
			MCH	RB6#0	1.10	1.23	Pass
			HCH	RB6#0	1.10	1.23	Pass
		3	LCH	RB15#0	2.72	2.98	Pass
			MCH	RB15#0	2.71	2.99	Pass
			HCH	RB15#0	2.71	2.97	Pass
		5	LCH	RB25#0	4.52	4.94	Pass
			MCH	RB25#0	4.51	4.95	Pass
			HCH	RB25#0	4.51	4.96	Pass
		10	MCH	RB50#0	9.01	9.87	Pass

Copyright © Huawei Technologies Co., Ltd.

Part II - Test Plots

4.1 For LTE

4.1.1 Test Band = Band26 (814-824 MHz)

4.1.1.1 Test Mode = LTE/TM1

4.1.1.1.1 Test Bandwidth = 1.4

4.1.1.1.1.1 Test Channel = LCH

4.1.1.1.1.1.1 Test RB = RB6#0

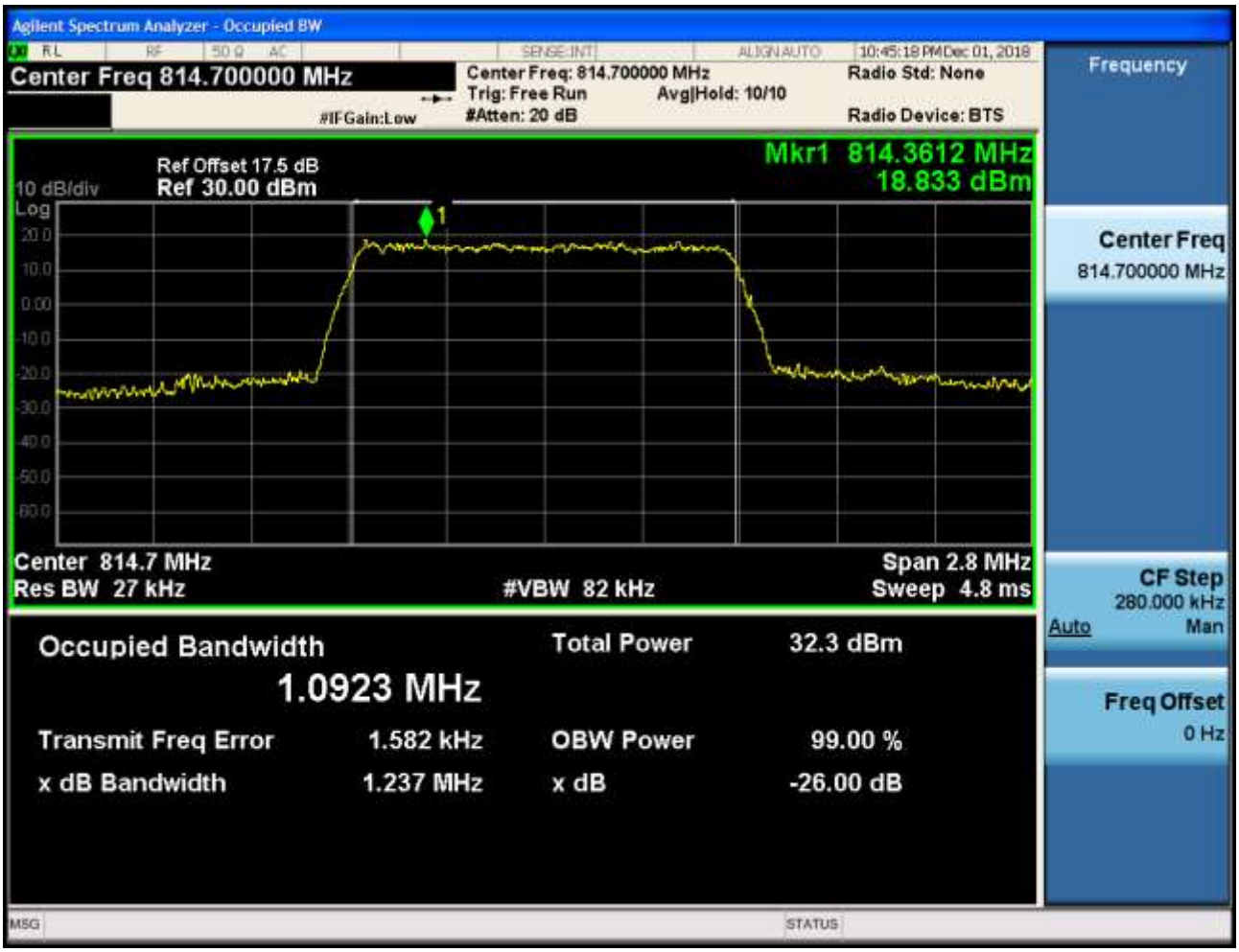

Copyright © Huawei Technologies Co., Ltd.

4.1.1.1.1.2 Test Channel = MCH

4.1.1.1.1.2.1 Test RB = RB6#0

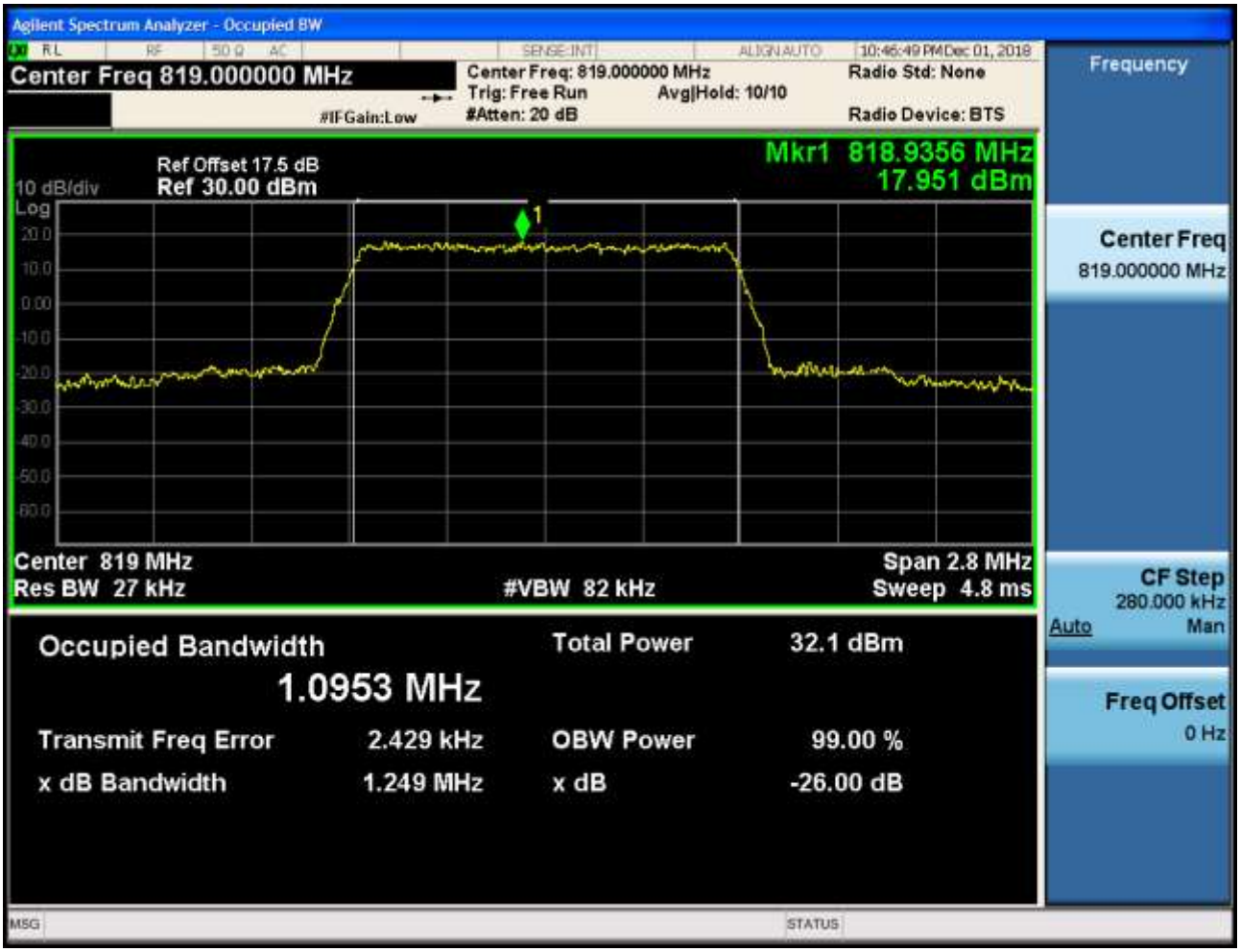

Copyright © Huawei Technologies Co., Ltd.

4.1.1.1.1.3 Test Channel = HCH

4.1.1.1.1.3.1 Test RB = RB6#0

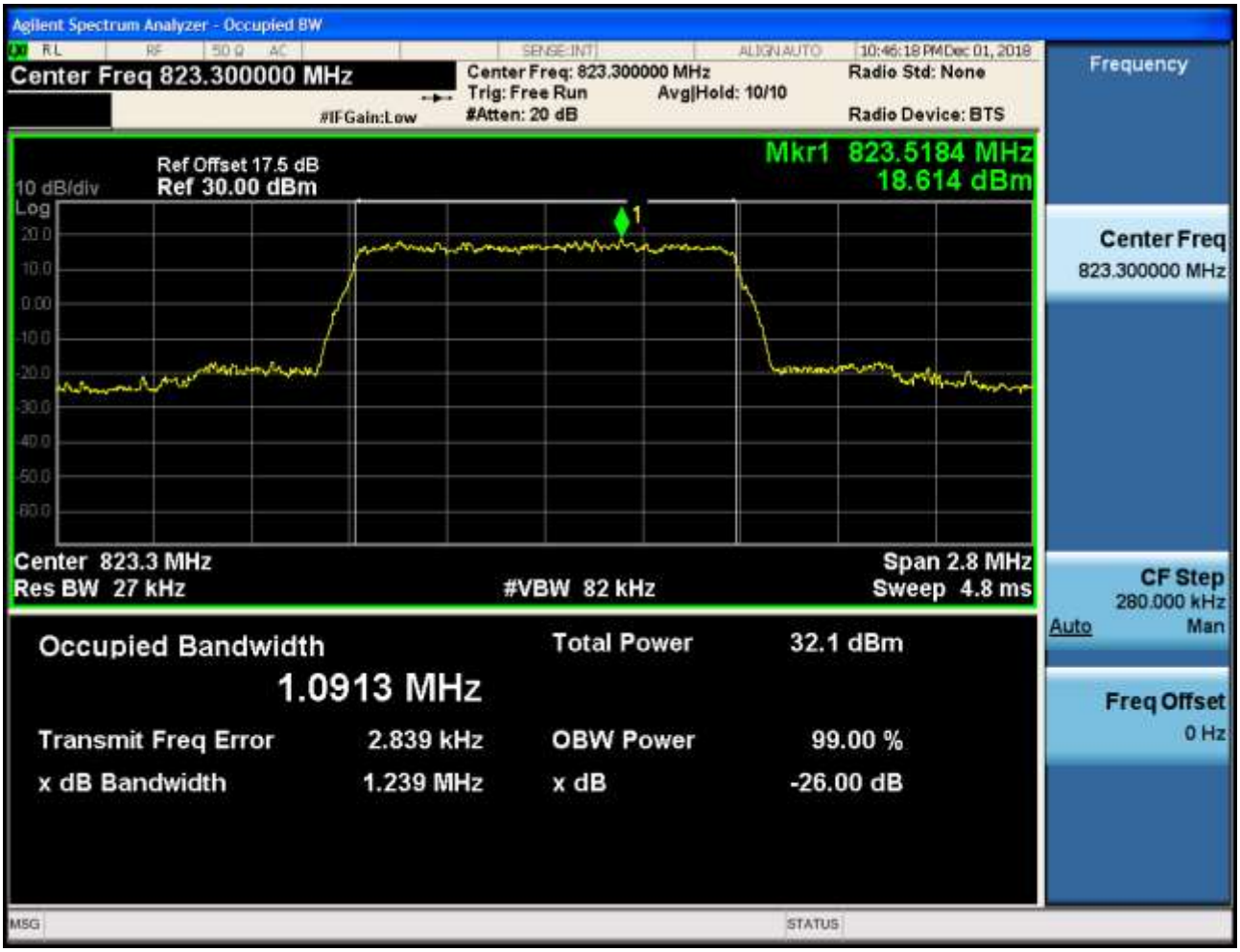

Copyright © Huawei Technologies Co., Ltd.

4.1.1.1.2 Test Bandwidth = 3

4.1.1.1.2.1 Test Channel = LCH

4.1.1.1.2.1.1 Test RB = RB15#0

Copyright © Huawei Technologies Co., Ltd.

4.1.1.1.2.2 Test Channel = MCH

4.1.1.1.2.2.1 Test RB = RB15#0

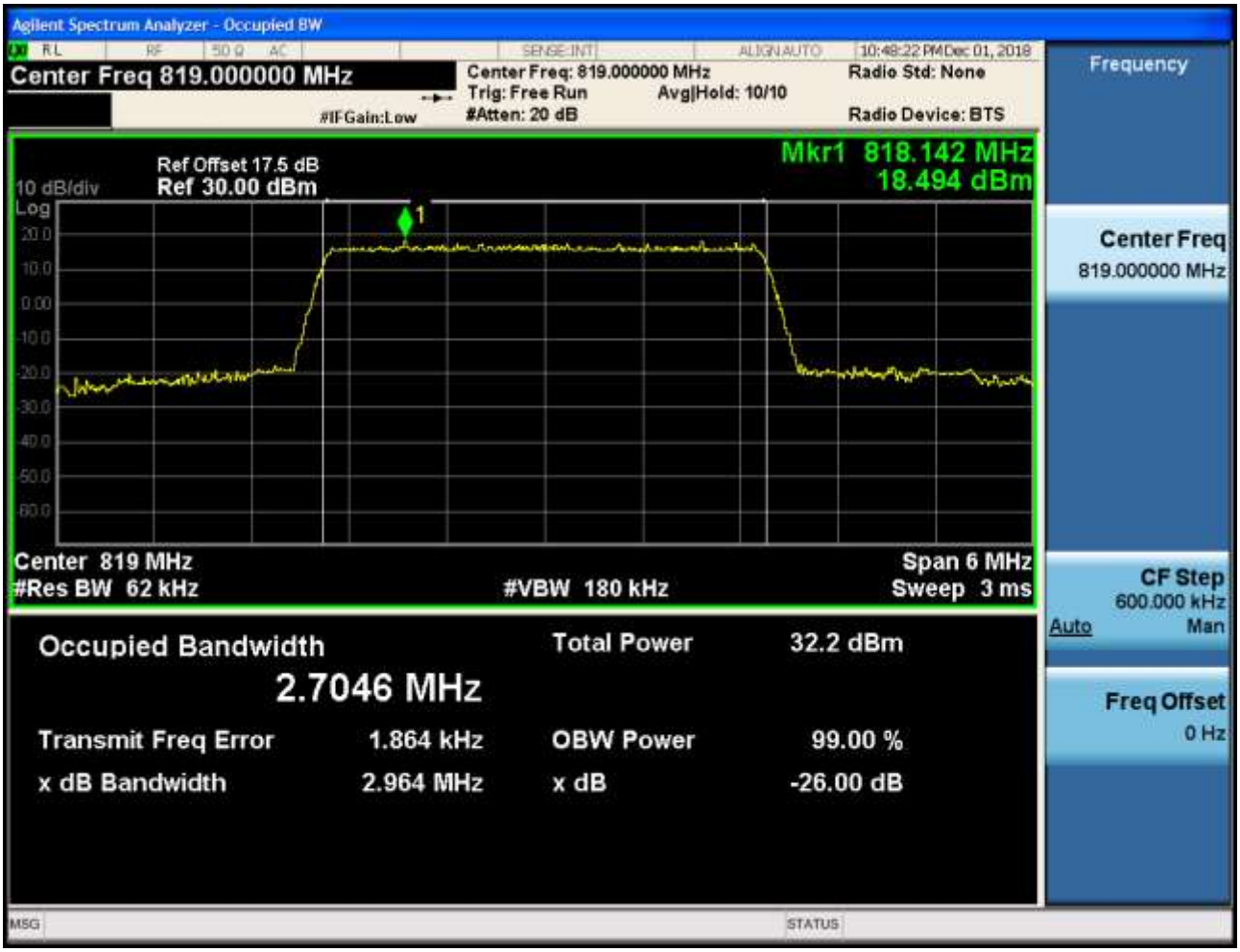

Copyright © Huawei Technologies Co., Ltd.

4.1.1.1.2.3 Test Channel = HCH

4.1.1.1.2.3.1 Test RB = RB15#0

Copyright © Huawei Technologies Co., Ltd.

4.1.1.1.3 Test Bandwidth = 5

4.1.1.1.3.1 Test Channel = LCH

4.1.1.1.3.1.1 Test RB = RB25#0

Copyright © Huawei Technologies Co., Ltd.

4.1.1.1.3.2 Test Channel = MCH

4.1.1.1.3.2.1 Test RB = RB25#0

Copyright © Huawei Technologies Co., Ltd.

4.1.1.1.3.3 Test Channel = HCH

4.1.1.1.3.3.1 Test RB = RB25#0

Copyright © Huawei Technologies Co., Ltd.

4.1.1.1.4 Test Bandwidth = 10

4.1.1.1.4.1 Test Channel = MCH

4.1.1.1.4.1.1 Test RB = RB50#0

Copyright © Huawei Technologies Co., Ltd.

4.1.1.2 Test Mode = LTE/TM2

4.1.1.2.1 Test Bandwidth = 1.4

4.1.1.2.1.1 Test Channel = LCH

4.1.1.2.1.1.1 Test RB = RB6#0

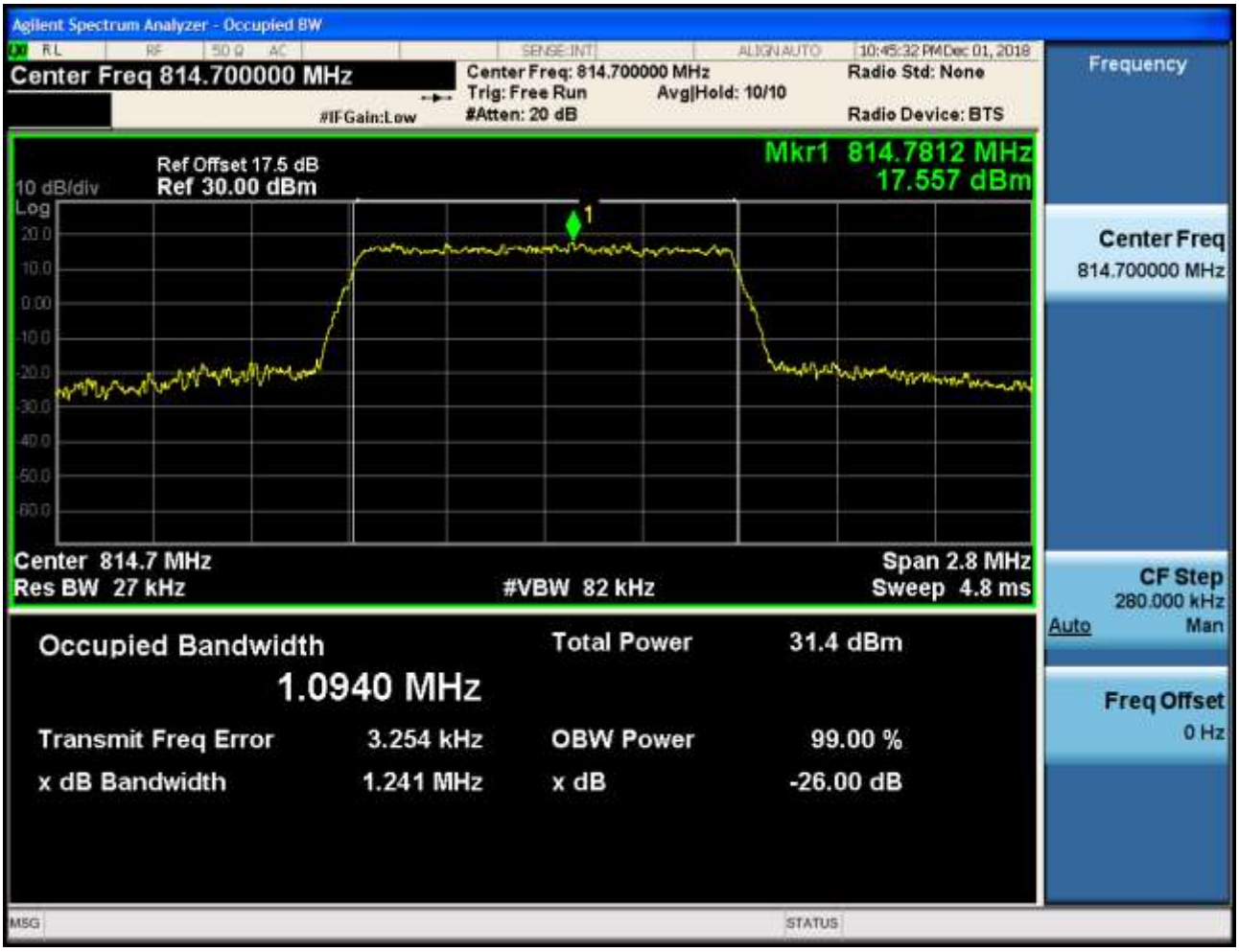

Copyright © Huawei Technologies Co., Ltd.

4.1.1.2.1.2 Test Channel = MCH

4.1.1.2.1.2.1 Test RB = RB6#0

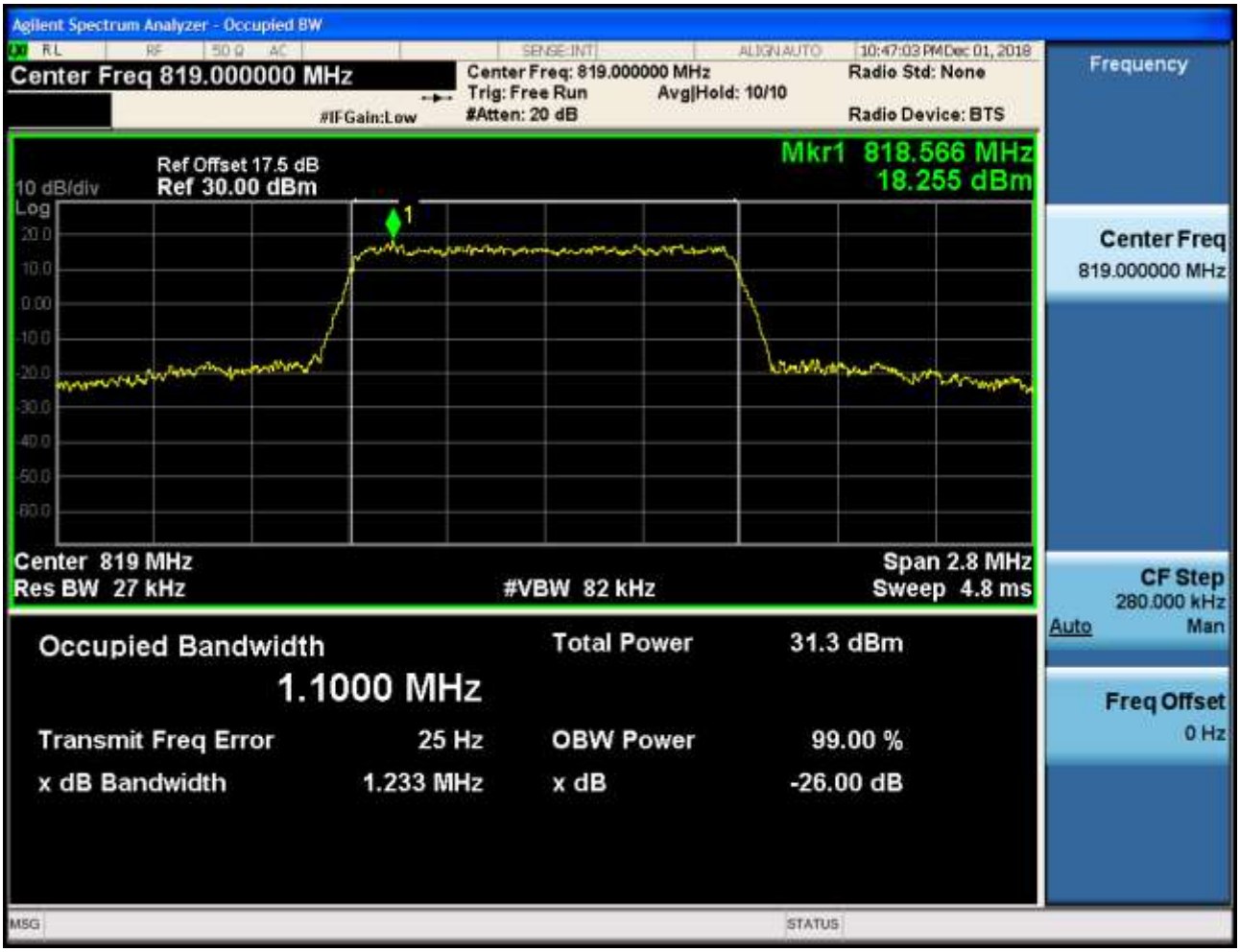

Copyright © Huawei Technologies Co., Ltd.

4.1.1.2.1.3 Test Channel = HCH

4.1.1.2.1.3.1 Test RB = RB6#0

Copyright © Huawei Technologies Co., Ltd.

4.1.1.2.2 Test Bandwidth = 3

4.1.1.2.2.1 Test Channel = LCH

4.1.1.2.2.1.1 Test RB = RB15#0

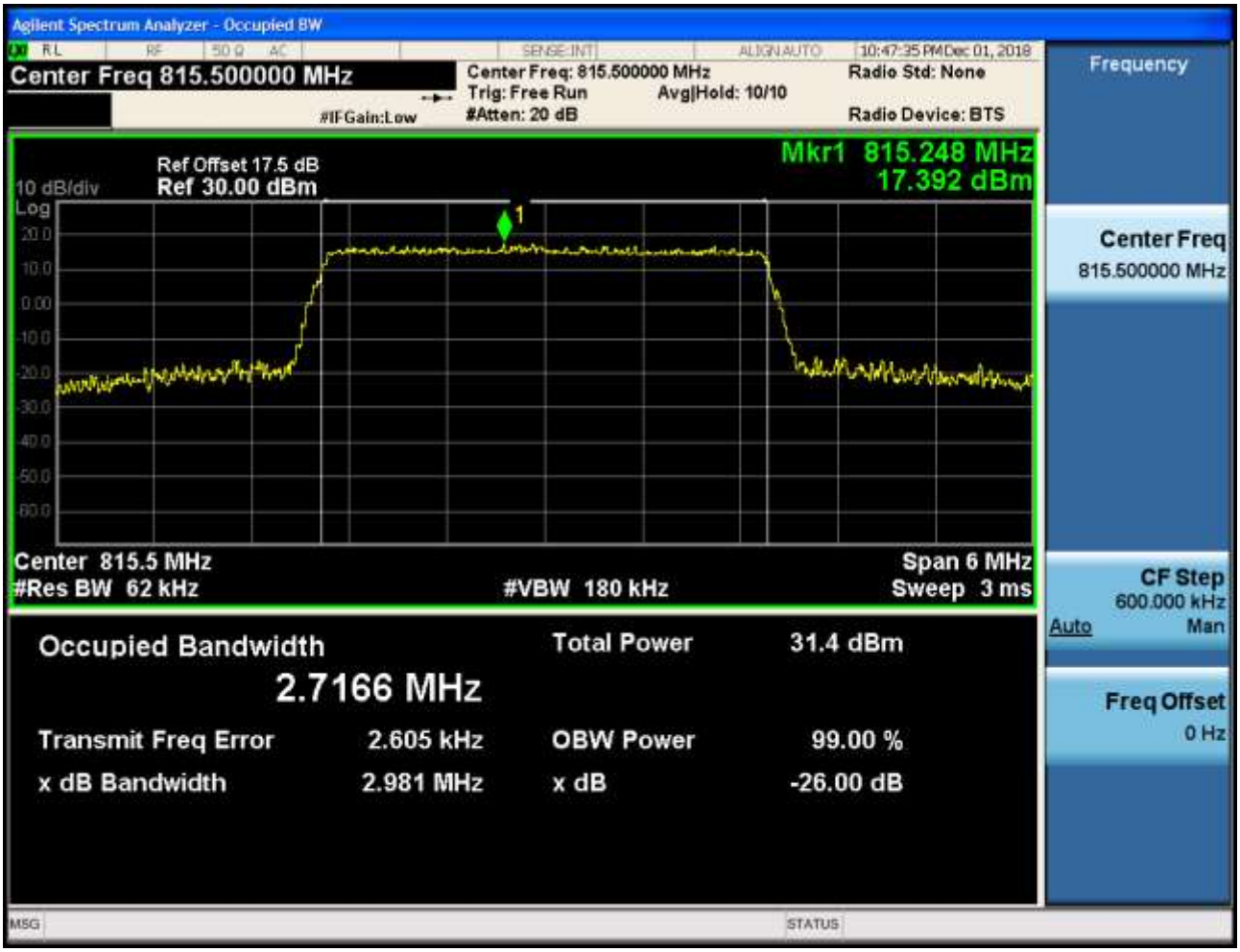

Copyright © Huawei Technologies Co., Ltd.

4.1.1.2.2.2 Test Channel = MCH

4.1.1.2.2.2.1 Test RB = RB15#0

Copyright © Huawei Technologies Co., Ltd.

4.1.1.2.2.3 Test Channel = HCH

4.1.1.2.2.3.1 Test RB = RB15#0

4.1.1.2.3 Test Bandwidth = 5

4.1.1.2.3.1 Test Channel = LCH

4.1.1.2.3.1.1 Test RB = RB25#0

Copyright © Huawei Technologies Co., Ltd.

4.1.1.2.3.2 Test Channel = MCH

4.1.1.2.3.2.1 Test RB = RB25#0

Copyright © Huawei Technologies Co., Ltd.

4.1.1.2.3.3 Test Channel = HCH

4.1.1.2.3.3.1 Test RB = RB25#0

Copyright © Huawei Technologies Co., Ltd.

4.1.1.2.4 Test Bandwidth = 10

4.1.1.2.4.1 Test Channel = MCH

4.1.1.2.4.1.1 Test RB = RB50#0

Copyright © Huawei Technologies Co., Ltd.

5Appendix_E: Band Edges Compliance

Part I - Test Plots

5.1 For LTE

5.1.1 Test Band = Band26 (814-824 MHz)

5.1.1.1 Test Mode = LTE/TM1

5.1.1.1.1 Test Bandwidth = 1.4

5.1.1.1.1.1 Test Channel = LCH

5.1.1.1.1.1.1 Test RB = RB1#0

Copyright © Huawei Technologies Co., Ltd.

5.1.1.1.1.1.2 Test RB = RB1#5

Copyright © Huawei Technologies Co., Ltd.

5.1.1.1.1.1.3 Test RB = RB3#2

Copyright © Huawei Technologies Co., Ltd.

5.1.1.1.1.1.4 Test RB = RB6#0

5.1.1.1.1.2 Test Channel = HCH

5.1.1.1.1.2.1 Test RB = RB1#0

Copyright © Huawei Technologies Co., Ltd.

5.1.1.1.1.2.2 Test RB = RB1#5

5.1.1.1.1.2.3 Test RB = RB3#2

Copyright © Huawei Technologies Co., Ltd.

5.1.1.1.1.2.4 Test RB = RB6#0

Copyright © Huawei Technologies Co., Ltd.

5.1.1.1.2 Test Bandwidth = 3

5.1.1.1.2.1 Test Channel = LCH

5.1.1.1.2.1.1 Test RB = RB1#0

Copyright © Huawei Technologies Co., Ltd.

5.1.1.1.2.1.2 Test RB = RB1#14

Copyright © Huawei Technologies Co., Ltd.

5.1.1.1.2.1.3 Test RB = RB8#4

Copyright © Huawei Technologies Co., Ltd.

5.1.1.1.2.1.4 Test RB = RB15#0

Copyright © Huawei Technologies Co., Ltd.

5.1.1.1.2.2 Test Channel = HCH

5.1.1.1.2.2.1 Test RB = RB1#0

Copyright © Huawei Technologies Co., Ltd.

5.1.1.1.2.2.2 Test RB = RB1#14

Copyright © Huawei Technologies Co., Ltd.

5.1.1.1.2.2.3 Test RB = RB8#4

Copyright © Huawei Technologies Co., Ltd.

5.1.1.1.2.2.4 Test RB = RB15#0

Copyright © Huawei Technologies Co., Ltd.

5.1.1.1.3 Test Bandwidth = 5

5.1.1.1.3.1 Test Channel = LCH

5.1.1.1.3.1.1 Test RB = RB1#0

Copyright © Huawei Technologies Co., Ltd.

5.1.1.1.3.1.2 Test RB = RB1#24

Copyright © Huawei Technologies Co., Ltd.

5.1.1.1.3.1.3 Test RB = RB12#6

Copyright © Huawei Technologies Co., Ltd.

5.1.1.1.3.1.4 Test RB = RB25#0

5.1.1.1.3.2 Test Channel = HCH

5.1.1.1.3.2.1 Test RB = RB1#0

Copyright © Huawei Technologies Co., Ltd.

5.1.1.1.3.2.2 Test RB = RB1#24

Copyright © Huawei Technologies Co., Ltd.

5.1.1.1.3.2.3 Test RB = RB12#6

Copyright © Huawei Technologies Co., Ltd.

5.1.1.1.3.2.4 Test RB = RB25#0

5.1.1.1.4 Test Bandwidth = 10

5.1.1.1.4.1 Test Channel = LCH

5.1.1.1.4.1.1 Test RB = RB1#0

5.1.1.1.4.1.2 Test RB = RB1#49

5.1.1.1.4.1.3 Test RB = RB25#13

5.1.1.1.4.1.4 Test RB = RB50#0

Copyright © Huawei Technologies Co., Ltd.

5.1.1.1.4.2 Test Channel = HCH

5.1.1.1.4.2.1 Test RB = RB1#0

Copyright © Huawei Technologies Co., Ltd.

5.1.1.1.4.2.2 Test RB = RB1#49

5.1.1.1.4.2.3 Test RB = RB25#13

5.1.1.1.4.2.4 Test RB = RB50#0

Copyright © Huawei Technologies Co., Ltd.

5.1.1.2 Test Mode = LTE/TM2

5.1.1.2.1 Test Bandwidth = 1.4

5.1.1.2.1.1 Test Channel = LCH

5.1.1.2.1.1.1 Test RB = RB1#0

Copyright © Huawei Technologies Co., Ltd.

5.1.1.2.1.1.2 Test RB = RB1#5

Copyright © Huawei Technologies Co., Ltd.

5.1.1.2.1.1.3 Test RB = RB3#2

Copyright © Huawei Technologies Co., Ltd.

5.1.1.2.1.1.4 Test RB = RB6#0

Copyright © Huawei Technologies Co., Ltd.

5.1.1.2.1.2 Test Channel = HCH

5.1.1.2.1.2.1 Test RB = RB1#0

Copyright © Huawei Technologies Co., Ltd.

5.1.1.2.1.2.2 Test RB = RB1#5

Copyright © Huawei Technologies Co., Ltd.

5.1.1.2.1.2.3 Test RB = RB3#2

Copyright © Huawei Technologies Co., Ltd.

5.1.1.2.1.2.4 Test RB = RB6#0

Copyright © Huawei Technologies Co., Ltd.

5.1.1.2.2 Test Bandwidth = 3

5.1.1.2.2.1 Test Channel = LCH

5.1.1.2.2.1.1 Test RB = RB1#0

Copyright © Huawei Technologies Co., Ltd.

5.1.1.2.2.1.2 Test RB = RB1#14

Copyright © Huawei Technologies Co., Ltd.

5.1.1.2.2.1.3 Test RB = RB8#4

Copyright © Huawei Technologies Co., Ltd.

5.1.1.2.2.1.4 Test RB = RB15#0

Copyright © Huawei Technologies Co., Ltd.

5.1.1.2.2.2 Test Channel = HCH

5.1.1.2.2.2.1 Test RB = RB1#0

Copyright © Huawei Technologies Co., Ltd.

5.1.1.2.2.2.2 Test RB = RB1#14

5.1.1.2.2.2.3 Test RB = RB8#4

5.1.1.2.2.2.4 Test RB = RB15#0

Copyright © Huawei Technologies Co., Ltd.

5.1.1.2.3 Test Bandwidth = 5

5.1.1.2.3.1 Test Channel = LCH

5.1.1.2.3.1.1 Test RB = RB1#0

Copyright © Huawei Technologies Co., Ltd.

5.1.1.2.3.1.2 Test RB = RB1#24

Copyright © Huawei Technologies Co., Ltd.

5.1.1.2.3.1.3 Test RB = RB12#6

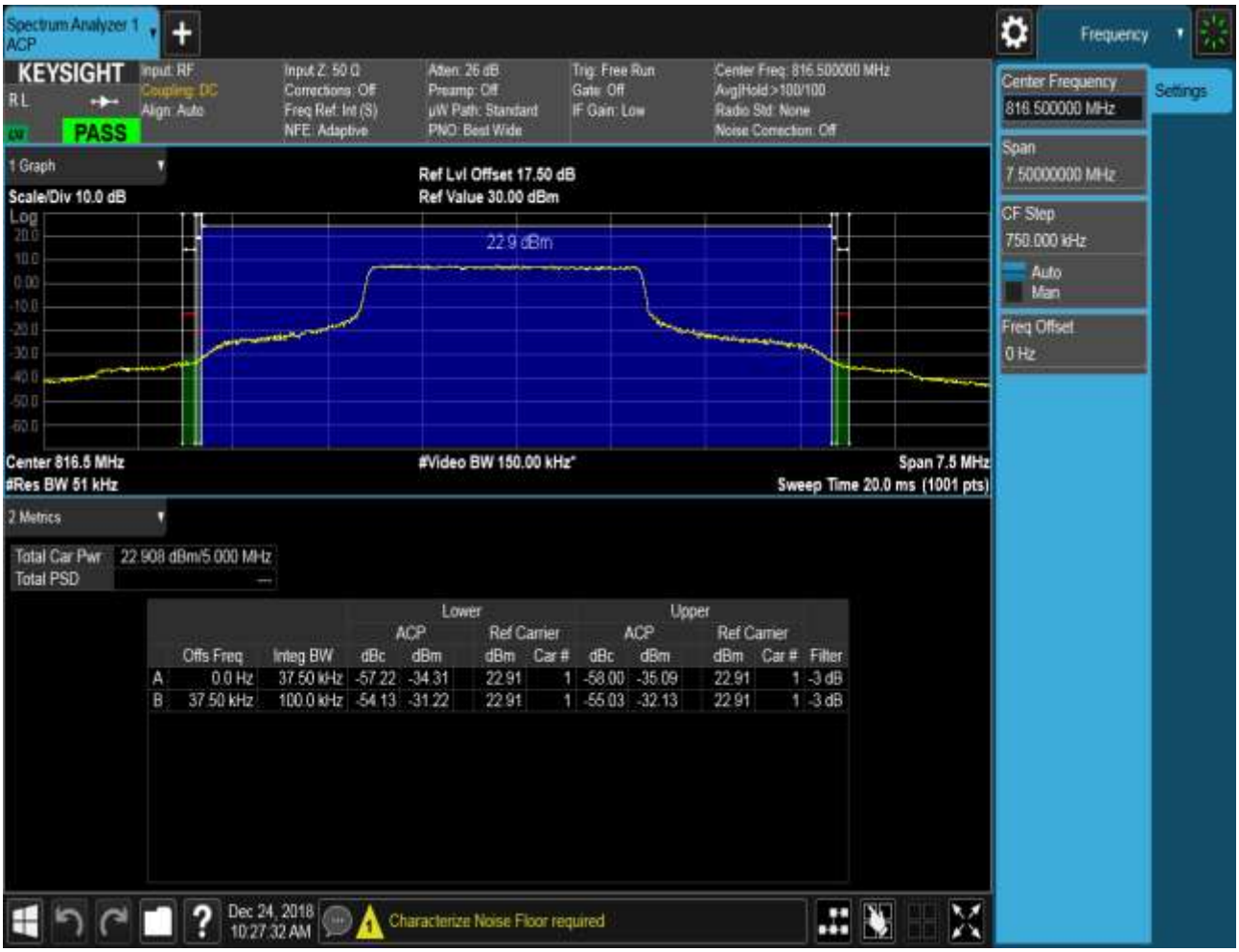

5.1.1.2.3.1.4 Test RB = RB25#0

5.1.1.2.3.2 Test Channel = HCH

5.1.1.2.3.2.1 Test RB = RB1#0

Copyright © Huawei Technologies Co., Ltd.

5.1.1.2.3.2.2 Test RB = RB1#24

Copyright © Huawei Technologies Co., Ltd.

5.1.1.2.3.2.3 Test RB = RB12#6

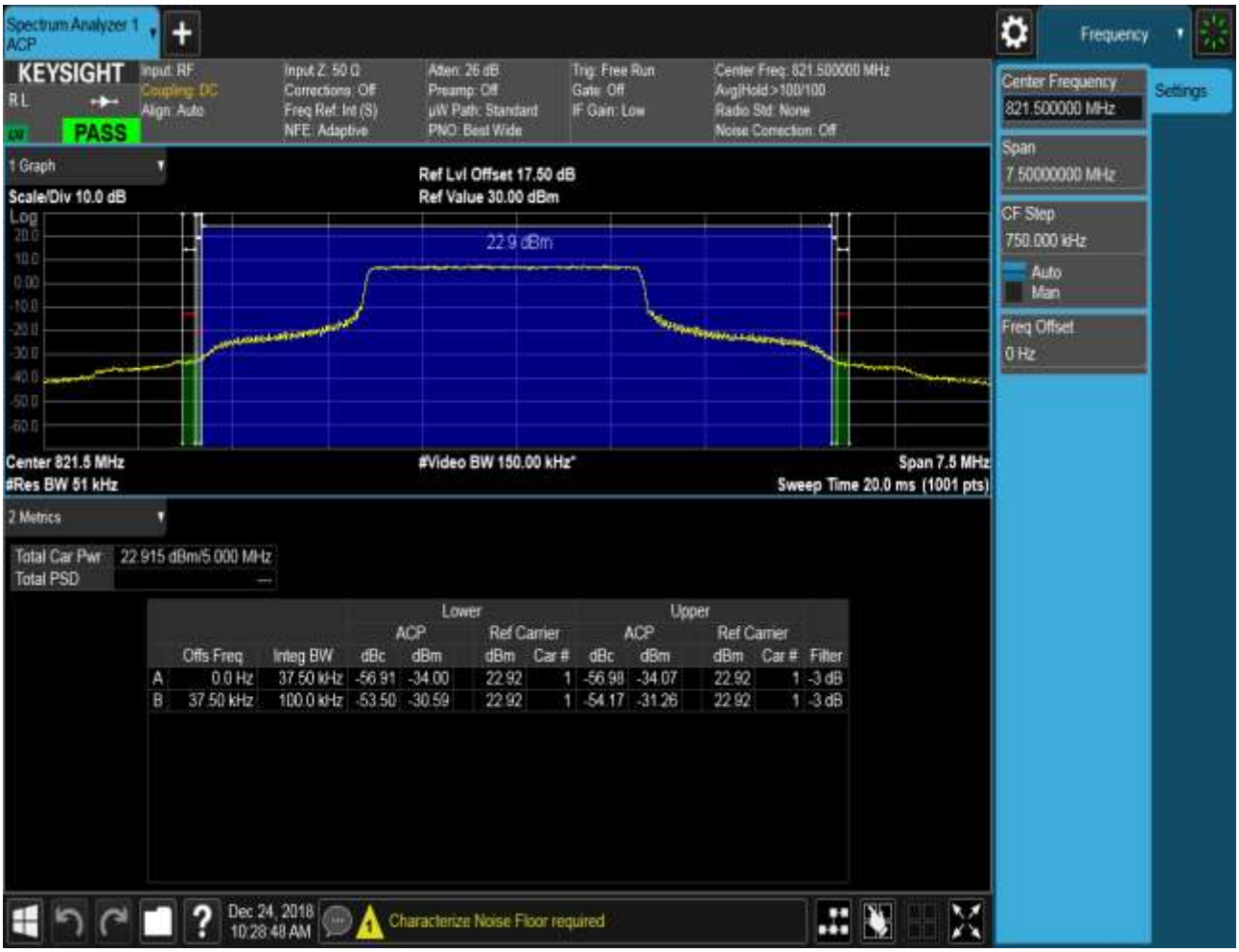

Copyright © Huawei Technologies Co., Ltd.

5.1.1.2.3.2.4 Test RB = RB25#0

5.1.1.2.4 Test Bandwidth = 10

5.1.1.2.4.1 Test Channel = LCH

5.1.1.2.4.1.1 Test RB = RB1#0

5.1.1.2.4.1.2 Test RB = RB1#49

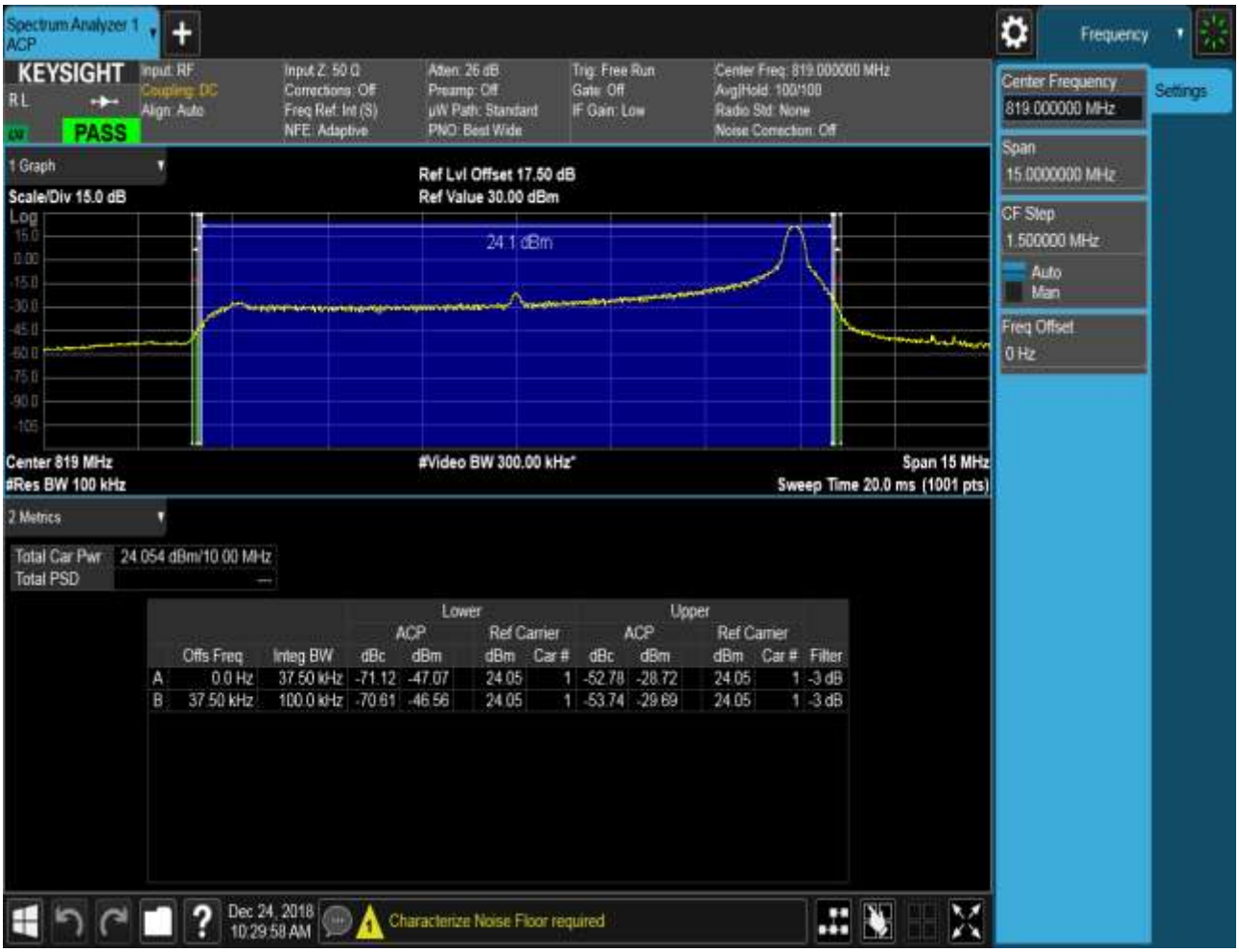

Copyright © Huawei Technologies Co., Ltd.

5.1.1.2.4.1.3 Test RB = RB25#13

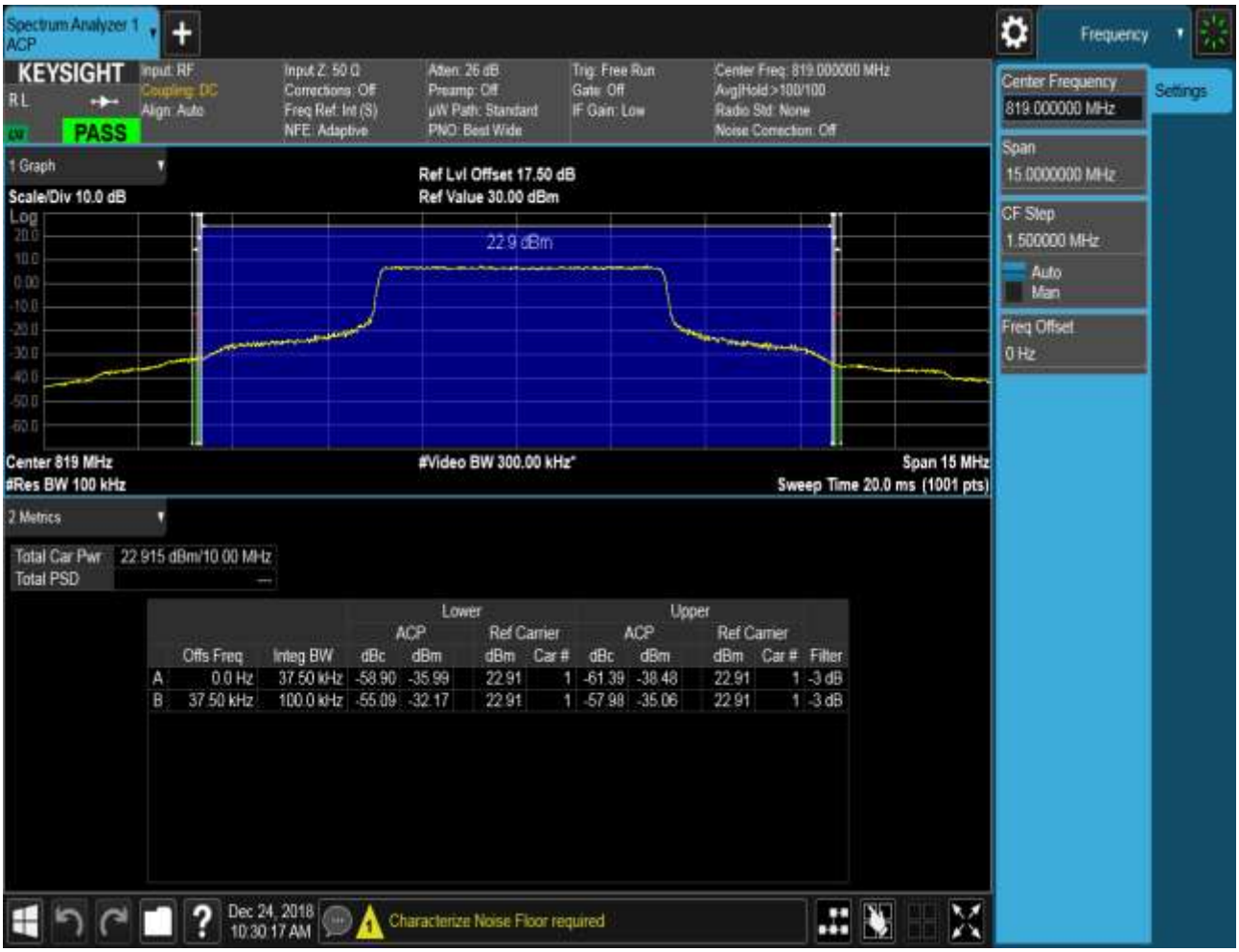

Copyright © Huawei Technologies Co., Ltd.

5.1.1.2.4.1.4 Test RB = RB50#0

Copyright © Huawei Technologies Co., Ltd.

5.1.1.2.4.2 Test Channel = HCH

5.1.1.2.4.2.1 Test RB = RB1#0

Copyright © Huawei Technologies Co., Ltd.

5.1.1.2.4.2.2 Test RB = RB1#49

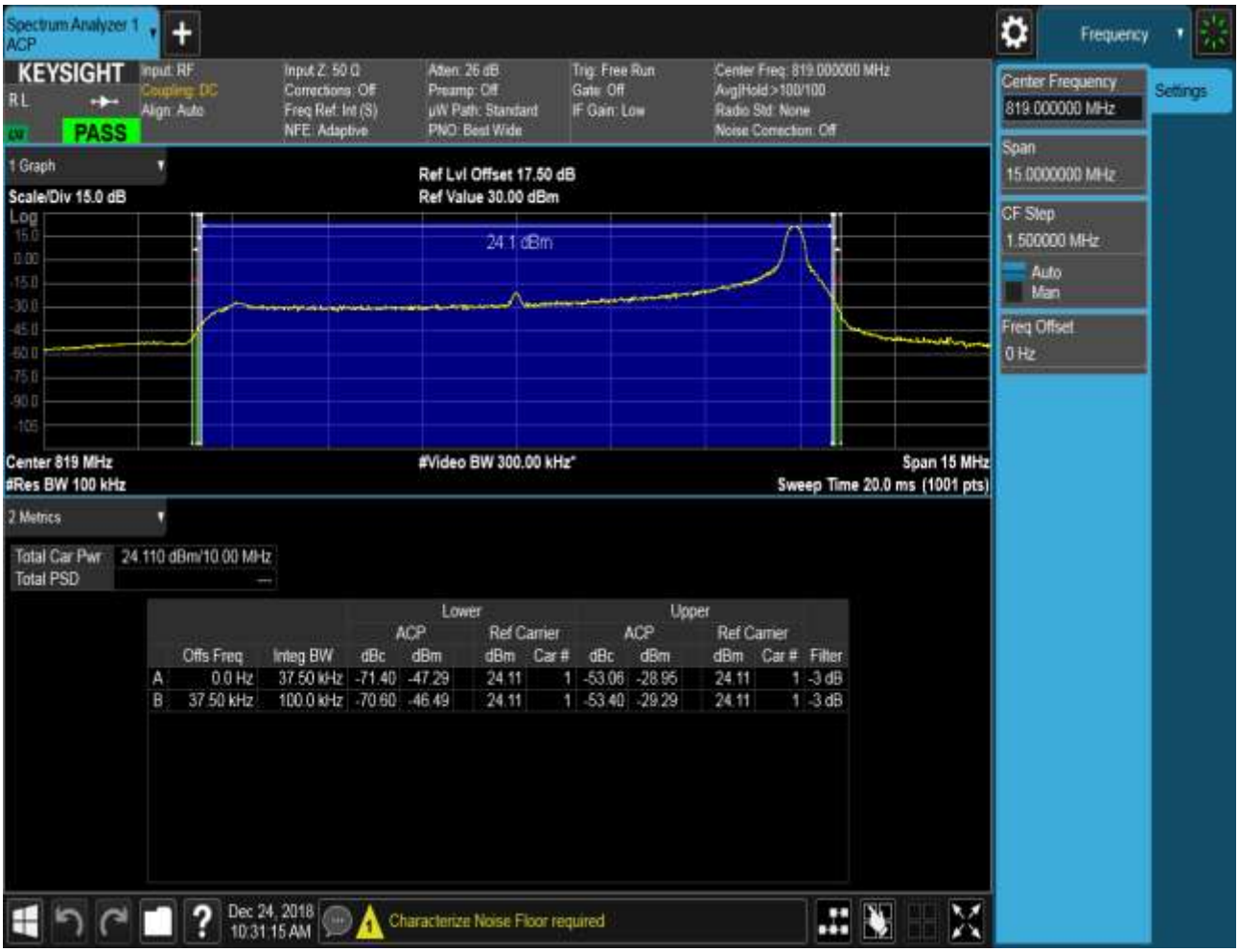

5.1.1.2.4.2.3 Test RB = RB25#13

5.1.1.2.4.2.4 Test RB = RB50#0

Copyright © Huawei Technologies Co., Ltd.

6Appendix_F: Spurious Emission at Antenna Terminal

NOTE: For the averaged unwanted emissions measurements, the measurement points in each sweep is greater than twice the Span/RBW in order to ensure bin-to-bin spacing of < RBW/2 so that narrowband signals are not lost between frequency bins. As to the present test item, the "Measurement Points = k * (Span / RBW)" with k between 4 and 5, which results in an acceptable level error of less than 0.5 dB.

Part I - Test Plots

6.1 For LTE

6.1.1 Test Band = Band26 (814-824 MHz)

6.1.1.1 Test Mode = LTE/TM1

6.1.1.1.1 Test Bandwidth = 1.4

6.1.1.1.1.1 Test Channel = LCH

6.1.1.1.1.1.1 Test RB = RB1#0

Copyright © Huawei Technologies Co., Ltd.

Agilent Spectrum Analyzer - Swept SA
Center Freq 79.500 kHz
PNO: Close
IFGain:Low
Trig: Free Run
#Atten: 16 dB
Avg Type: Log-Pwr
Avg|Hold: 44/100
02:23:00 AM Dec 02, 2018
Ref Offset 17.5 dB
10 dB/div
Ref 0.00 dBm
Log
Mkr1 102.483 kHz
-54.398 dBm
Start 9.00 kHz
#Res BW 1.0 kHz
#VBW 3.0 kHz
Stop 150.00 kHz
Sweep 134.8 ms (1001 pts)
DC Coupled
Frequency
Auto Tune
Center Freq
79.500 kHz
Start Freq
9.000 kHz
Stop Freq
150.000 kHz
CF Step
14.100 kHz
Auto
Man
Freq Offset
0 Hz

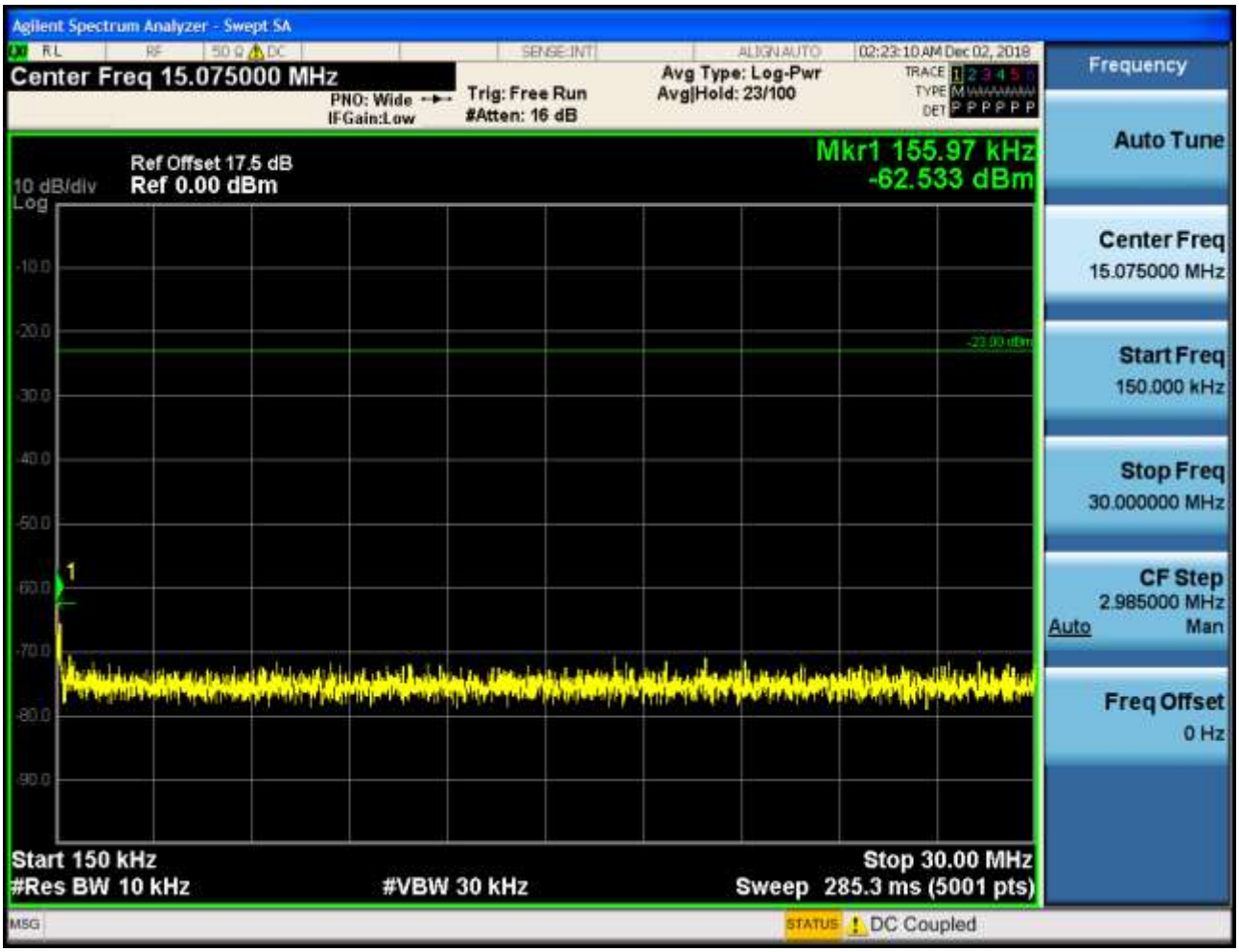
Agilent Spectrum Analyzer - Swept SA
Center Freq 15.075000 MHz
PNO: Wide
IFGain:Low
Trig: Free Run
#Atten: 16 dB
Avg Type: Log-Pwr
Avg|Hold: 23/100
02:23:10 AM Dec 02, 2018
Ref Offset 17.5 dB
10 dB/div
Ref 0.00 dBm
Log
Mkr1 155.97 kHz
-62.533 dBm
Start 150 kHz
#Res BW 10 kHz
#VBW 30 kHz
Stop 30.00 MHz
Sweep 285.3 ms (5001 pts)
DC Coupled
Frequency
Auto Tune
Center Freq
15.075000 MHz
Start Freq
150.000 kHz
Stop Freq
30.000000 MHz
CF Step
2.985000 MHz
Auto
Man
Freq Offset
0 Hz

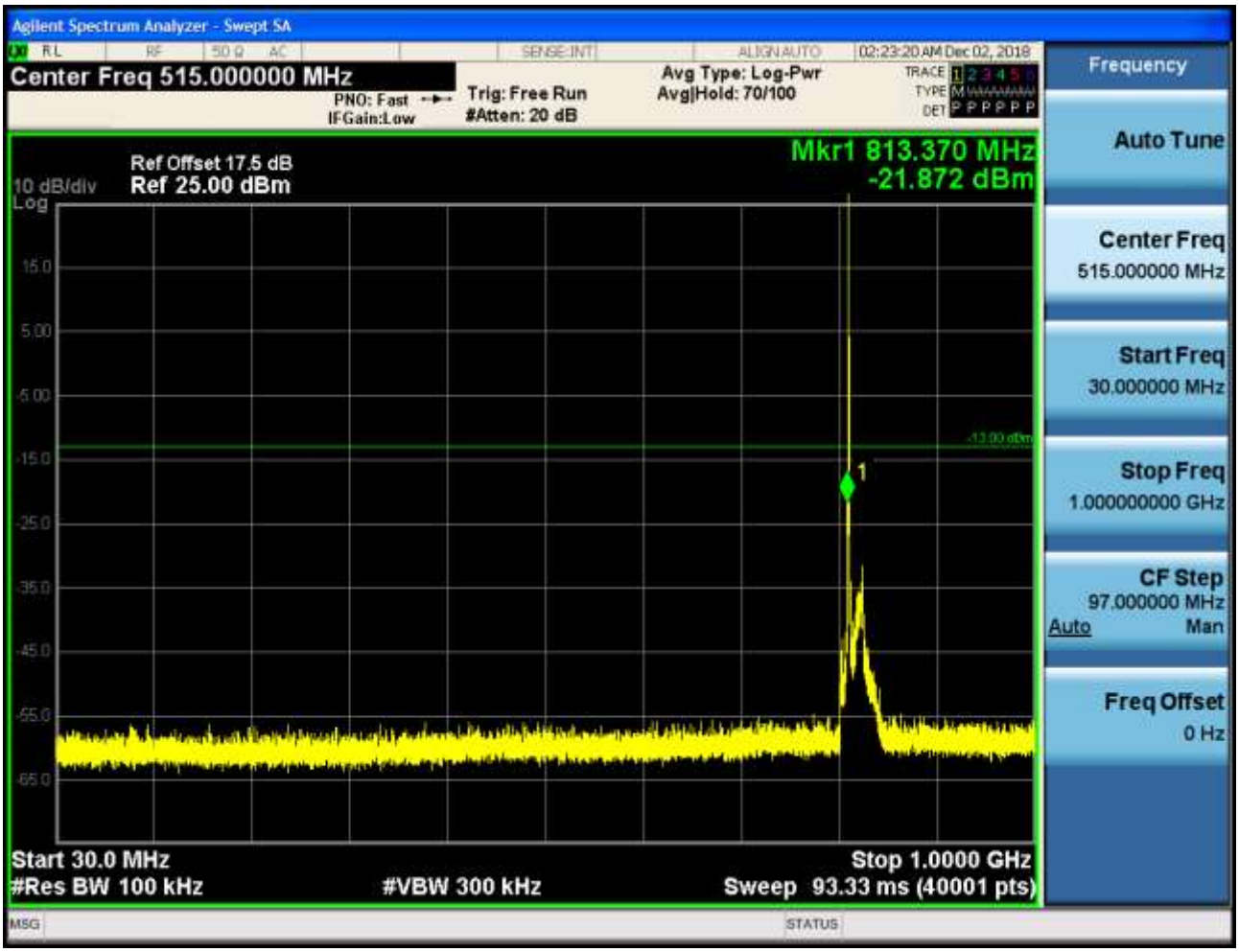
Agilent Spectrum Analyzer - Swept SA
Center Freq 515.000000 MHz
PNO: Fast
IFGain:Low
Trig: Free Run
#Atten: 20 dB
Avg Type: Log-Pwr
Avg|Hold: 70/100
02:23:20 AM Dec 02, 2018
Ref Offset 17.5 dB
10 dB/div
Ref 25.00 dBm
Log
Mkr1 813.370 MHz
-21.872 dBm
Start 30.0 MHz
#Res BW 100 kHz
#VBW 300 kHz
Stop 1.0000 GHz
Sweep 93.33 ms (40001 pts)
Frequency
Auto Tune
Center Freq
515.000000 MHz
Start Freq
30.000000 MHz
Stop Freq
1.000000000 GHz
CF Step
97.000000 MHz
Auto
Man
Freq Offset
0 Hz

Agilent Spectrum Analyzer - Swept SA
Center Freq 6.875000000 GHz
PNO: Fast
IFGain:Low
Trig: Free Run
#Atten: 20 dB
Avg Type: Log-Pwr
Avg|Hold: 63/100
02:23:30 AM Dec 02, 2018
Ref Offset 17.5 dB
10 dB/div
Ref 25.00 dBm
Log
Mkr1 1.629 21 GHz
-33.013 dBm
Start 1.000 GHz
#Res BW 1.0 MHz
#VBW 3.0 MHz
Stop 12.750 GHz
Sweep 21.33 ms (40001 pts)
Frequency
Auto Tune
Center Freq
6.875000000 GHz
Start Freq
1.000000000 GHz
Stop Freq
12.750000000 GHz
CF Step
1.175000000 GHz
Auto
Man
Freq Offset
0 Hz

6.1.1.1.1.2 Test Channel = MCH

6.1.1.1.1.2.1 Test RB = RB1#0

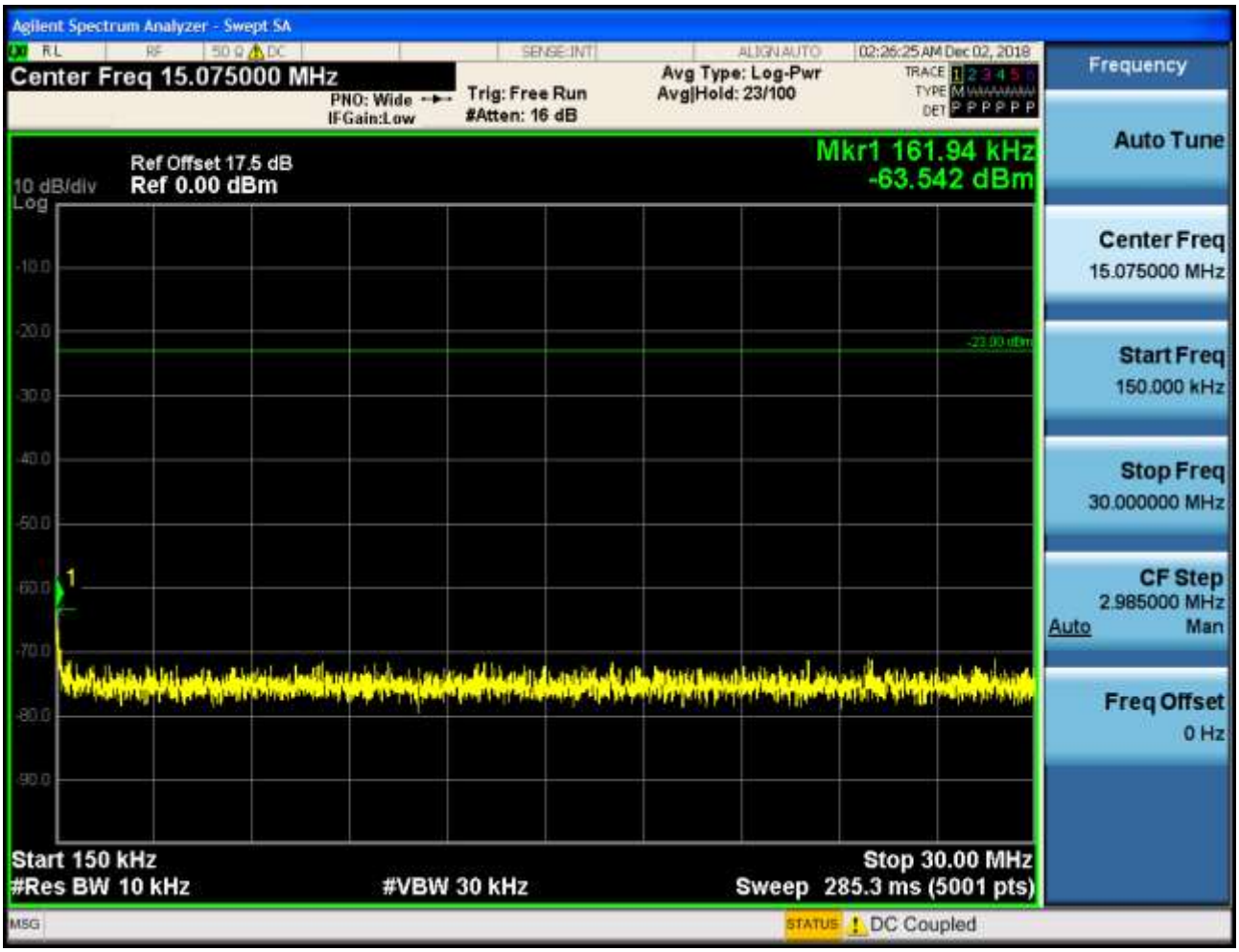
Agilent Spectrum Analyzer - Swept SA
Center Freq 15.075000 MHz
PNO: Wide
IFGain:Low
Trig: Free Run
#Atten: 16 dB
Avg Type: Log-Pwr
Avg|Hold: 23/100
02:26:25 AM Dec 02, 2018
Ref Offset 17.5 dB
10 dB/div
Ref 0.00 dBm
Log
Mkr1 161.94 kHz
-63.542 dBm
Start 150 kHz
#Res BW 10 kHz
#VBW 30 kHz
Stop 30.00 MHz
Sweep 285.3 ms (5001 pts)
Frequency
Auto Tune
Center Freq
15.075000 MHz
Start Freq
150.000 kHz
Stop Freq
30.000000 MHz
CF Step
2.985000 MHz
Auto
Man
Freq Offset
0 Hz
DC Coupled

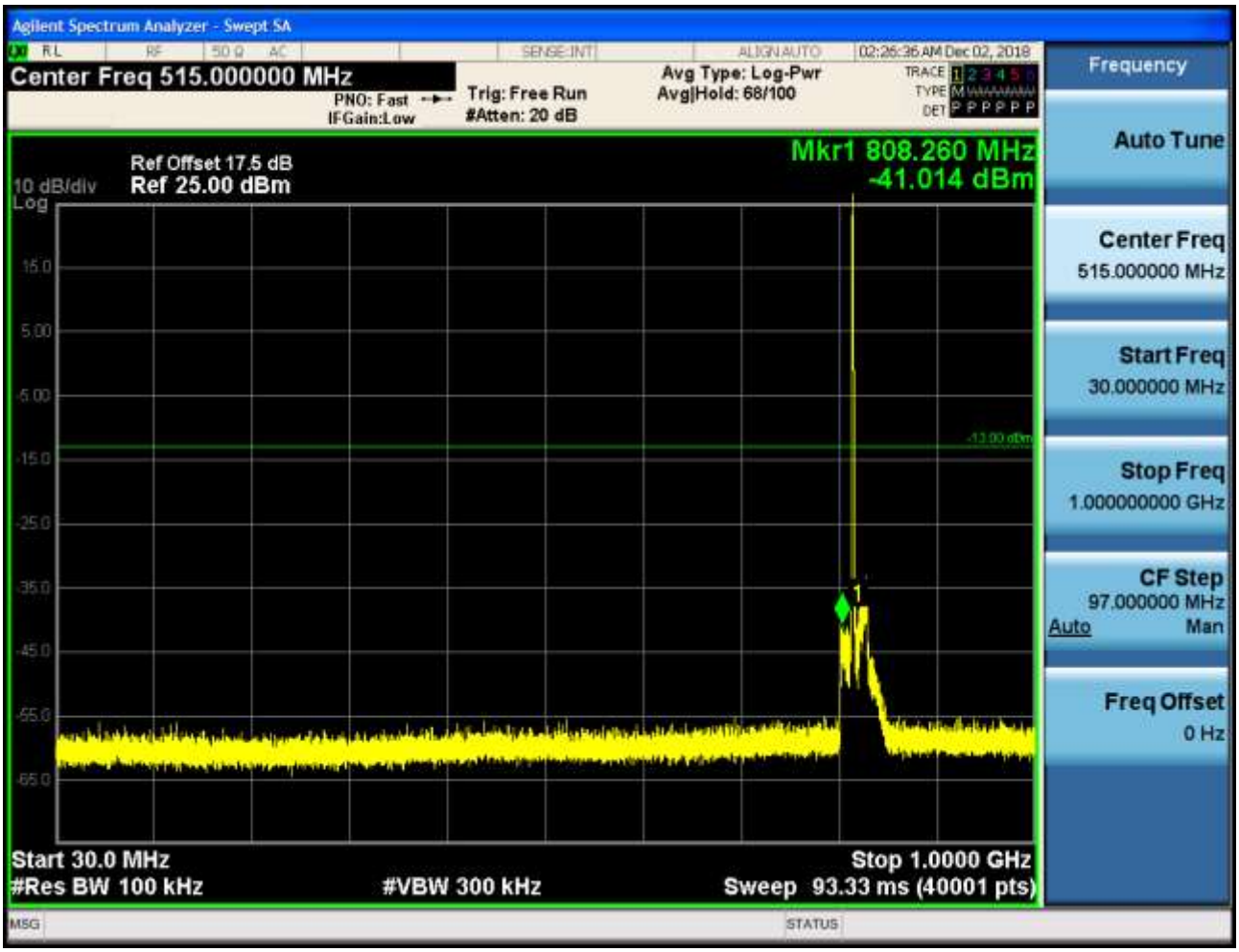
Agilent Spectrum Analyzer - Swept SA
Center Freq 515.000000 MHz
PNO: Fast
IFGain:Low
Trig: Free Run
#Atten: 20 dB
Avg Type: Log-Pwr
Avg|Hold: 68/100
02:26:36 AM Dec 02, 2018
Ref Offset 17.5 dB
10 dB/div
Ref 25.00 dBm
Log
Mkr1 808.260 MHz
-41.014 dBm
Start 30.0 MHz
#Res BW 100 kHz
#VBW 300 kHz
Stop 1.0000 GHz
Sweep 93.33 ms (40001 pts)
Frequency
Auto Tune
Center Freq
515.000000 MHz
Start Freq
30.000000 MHz
Stop Freq
1.000000000 GHz
CF Step
97.000000 MHz
Auto
Man
Freq Offset
0 Hz

Agilent Spectrum Analyzer - Swept SA
Center Freq 6.875000000 GHz
PNO: Fast
IFGain:Low
Trig: Free Run
#Atten: 20 dB
Avg Type: Log-Pwr
Avg|Hold: 62/100
02:26:45 AM Dec 02, 2018
Ref Offset 17.5 dB
10 dB/div
Ref 25.00 dBm
Log
Mkr1 1.637 73 GHz
-33.723 dBm
Start 1.000 GHz
#Res BW 1.0 MHz
#VBW 3.0 MHz
Stop 12.750 GHz
Sweep 21.33 ms (40001 pts)
Frequency
Auto Tune
Center Freq
6.875000000 GHz
Start Freq
1.000000000 GHz
Stop Freq
12.750000000 GHz
CF Step
1.175000000 GHz
Auto
Man
Freq Offset
0 Hz

6.1.1.1.1.3 Test Channel = HCH

6.1.1.1.1.3.1 Test RB = RB1#0

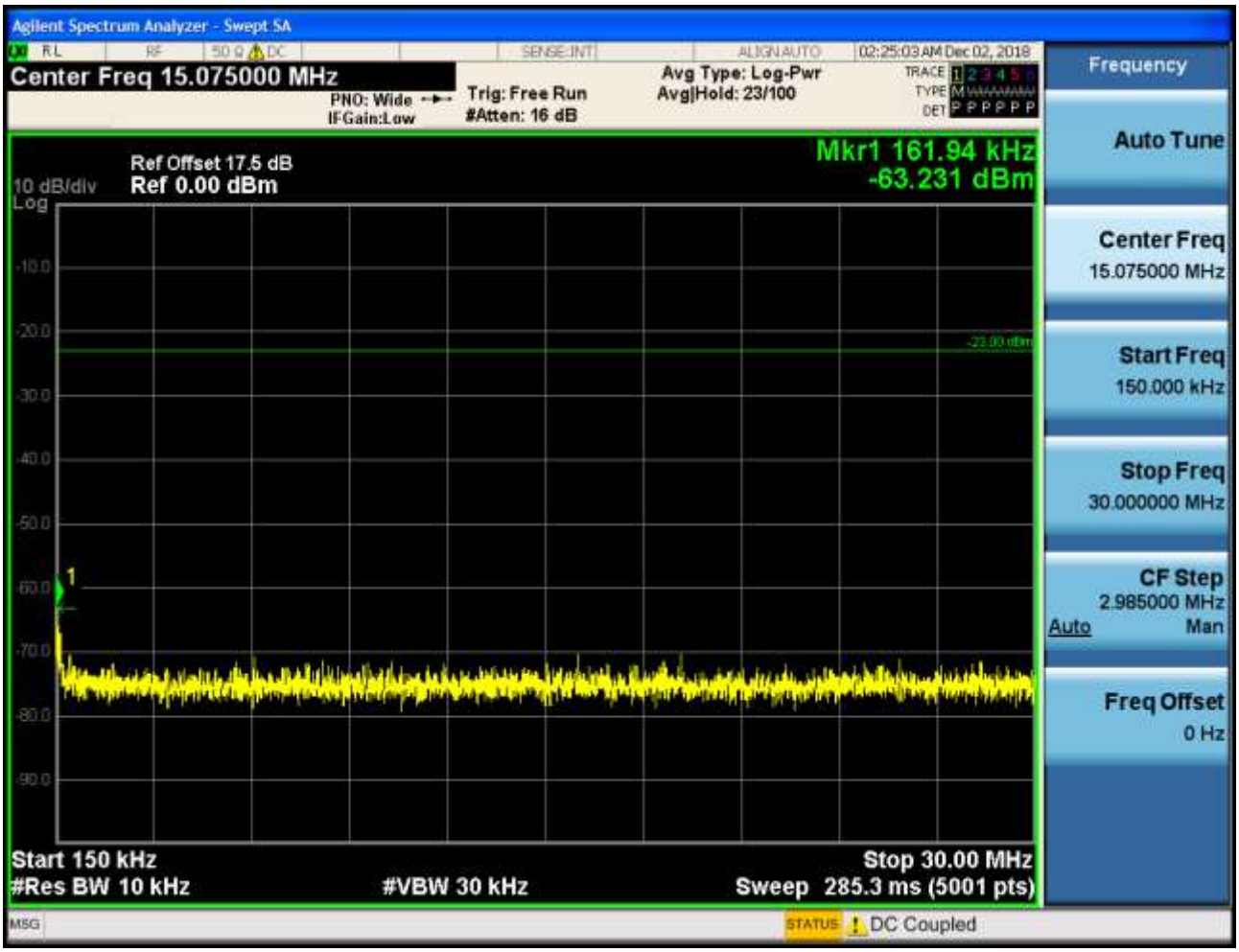
Agilent Spectrum Analyzer - Swept SA
Center Freq 15.075000 MHz
PNO: Wide
IFGain:Low
Trig: Free Run
#Atten: 16 dB
Avg Type: Log-Pwr
Avg|Hold: 23/100
02:25:03 AM Dec 02, 2018
Ref Offset 17.5 dB
10 dB/div
Ref 0.00 dBm
Log
Mkr1 161.94 kHz
-63.231 dBm
Start 150 kHz
#Res BW 10 kHz
#VBW 30 kHz
Stop 30.00 MHz
Sweep 285.3 ms (5001 pts)
DC Coupled
Frequency
Auto Tune
Center Freq
15.075000 MHz
Start Freq
150.000 kHz
Stop Freq
30.000000 MHz
CF Step
2.985000 MHz
Auto
Man
Freq Offset
0 Hz

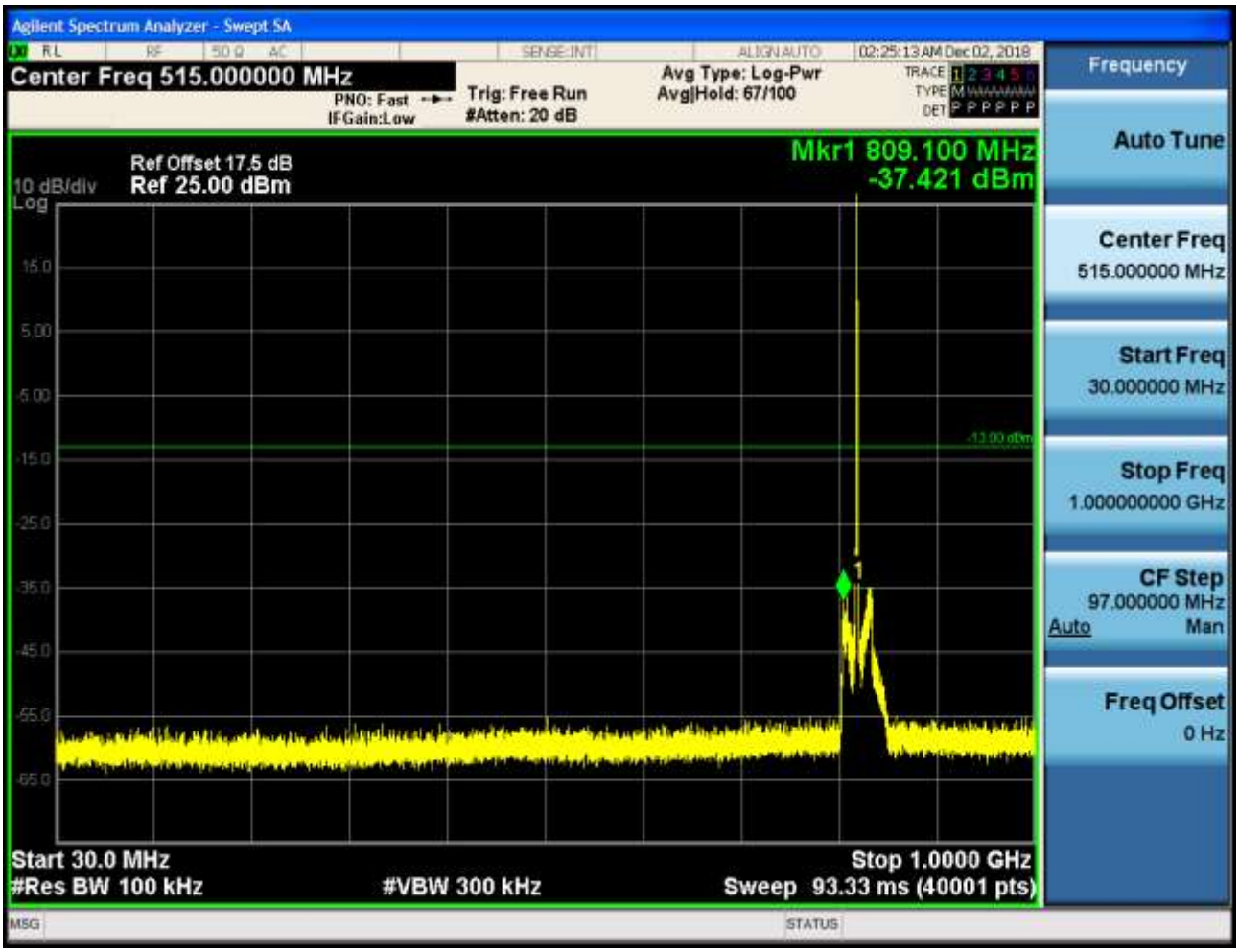
Agilent Spectrum Analyzer - Swept SA
Center Freq 515.000000 MHz
PNO: Fast
IFGain:Low
Trig: Free Run
#Atten: 20 dB
Avg Type: Log-Pwr
Avg|Hold: 67/100
02:25:13 AM Dec 02, 2018
Ref Offset 17.5 dB
10 dB/div
Ref 25.00 dBm
Log
Mkr1 809.100 MHz
-37.421 dBm
Start 30.0 MHz
#Res BW 100 kHz
#VBW 300 kHz
Stop 1.0000 GHz
Sweep 93.33 ms (40001 pts)
Frequency
Auto Tune
Center Freq
515.000000 MHz
Start Freq
30.000000 MHz
Stop Freq
1.000000000 GHz
CF Step
97.000000 MHz
Auto
Man
Freq Offset
0 Hz

Agilent Spectrum Analyzer - Swept SA
Center Freq 6.875000000 GHz
PNO: Fast
IFGain:Low
Trig: Free Run
#Atten: 20 dB
Avg Type: Log-Pwr
Avg|Hold: 62/100
02:25:23 AM Dec 02, 2018
Ref Offset 17.5 dB
10 dB/div
Ref 25.00 dBm
Log
Mkr1 1.645 96 GHz
-35.915 dBm
Start 1.000 GHz
#Res BW 1.0 MHz
#VBW 3.0 MHz
Stop 12.750 GHz
Sweep 21.33 ms (40001 pts)
Frequency
Auto Tune
Center Freq
6.875000000 GHz
Start Freq
1.000000000 GHz
Stop Freq
12.750000000 GHz
CF Step
1.175000000 GHz
Auto
Man
Freq Offset
0 Hz

6.2.1.1.2 Test Bandwidth = 3

6.2.1.1.2.1 Test Channel = LCH

6.2.1.1.2.1.1 Test RB = RB1#0

Copyright © Huawei Technologies Co., Ltd.

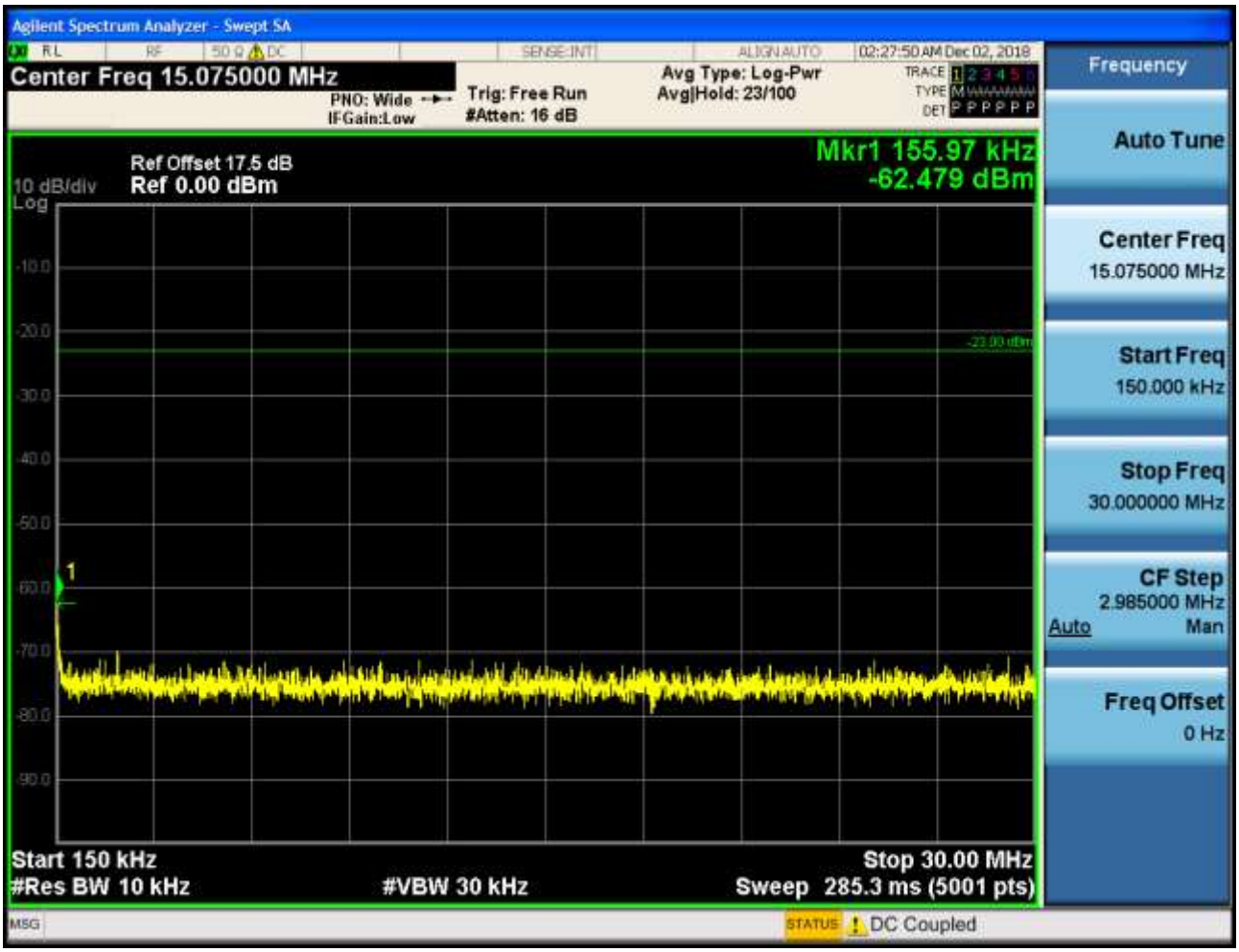
Agilent Spectrum Analyzer - Swept SA
Center Freq 15.075000 MHz
PNO: Wide
IFGain:Low
Trig: Free Run
#Atten: 16 dB
Avg Type: Log-Pwr
Avg|Hold: 23/100
02:27:50 AM Dec 02, 2018
Ref Offset 17.5 dB
10 dB/div
Ref 0.00 dBm
Log
Mkr1 155.97 kHz
-62.479 dBm
Start 150 kHz
#Res BW 10 kHz
#VBW 30 kHz
Stop 30.00 MHz
Sweep 285.3 ms (5001 pts)
DC Coupled
Frequency
Auto Tune
Center Freq
15.075000 MHz
Start Freq
150.000 kHz
Stop Freq
30.000000 MHz
CF Step
2.985000 MHz
Auto
Man
Freq Offset
0 Hz

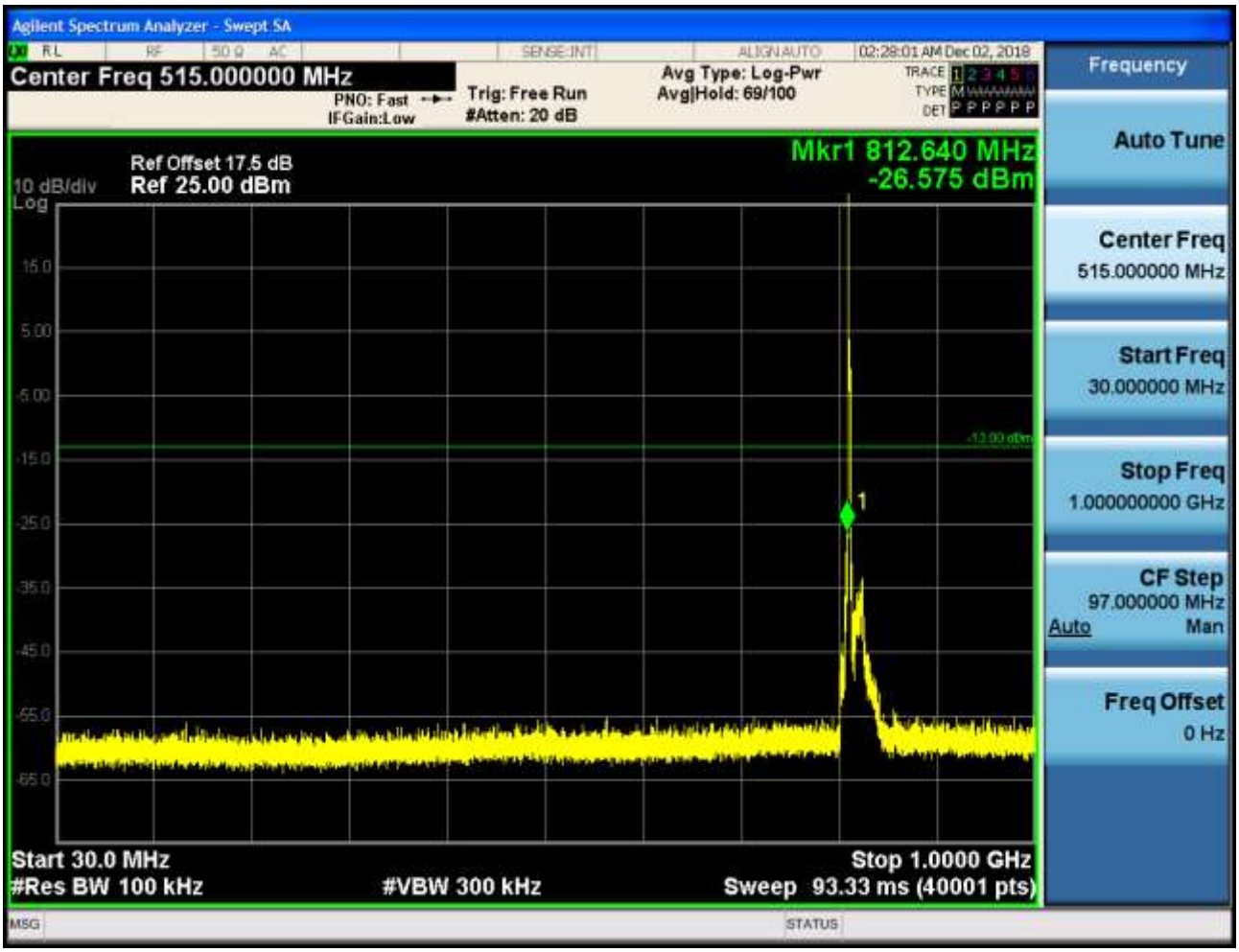
Agilent Spectrum Analyzer - Swept SA
Center Freq 515.000000 MHz
PNO: Fast
IFGain:Low
Trig: Free Run
#Atten: 20 dB
Avg Type: Log-Pwr
Avg|Hold: 69/100
02:28:01 AM Dec 02, 2018
Ref Offset 17.5 dB
10 dB/div
Ref 25.00 dBm
Log
Mkr1 812.640 MHz
-26.575 dBm
Start 30.0 MHz
#Res BW 100 kHz
#VBW 300 kHz
Stop 1.0000 GHz
Sweep 93.33 ms (40001 pts)
Frequency
Auto Tune
Center Freq
515.000000 MHz
Start Freq
30.000000 MHz
Stop Freq
1.000000000 GHz
CF Step
97.000000 MHz
Auto
Man
Freq Offset
0 Hz

Agilent Spectrum Analyzer - Swept SA
Center Freq 6.875000000 GHz
PNO: Fast
IFGain:Low
Trig: Free Run
#Atten: 20 dB
Avg Type: Log-Pwr
Avg|Hold: 63/100
02:28:10 AM Dec 02, 2018
Ref Offset 17.5 dB
10 dB/div
Ref 25.00 dBm
Log
Mkr1 1.629 21 GHz
-33.516 dBm
Start 1.000 GHz
#Res BW 1.0 MHz
#VBW 3.0 MHz
Stop 12.750 GHz
Sweep 21.33 ms (40001 pts)
Frequency
Auto Tune
Center Freq
6.875000000 GHz
Start Freq
1.000000000 GHz
Stop Freq
12.750000000 GHz
CF Step
1.175000000 GHz
Auto
Man
Freq Offset
0 Hz

6.2.1.1.2.2 Test Channel = MCH

6.2.1.1.2.2.1 Test RB = RB1#0

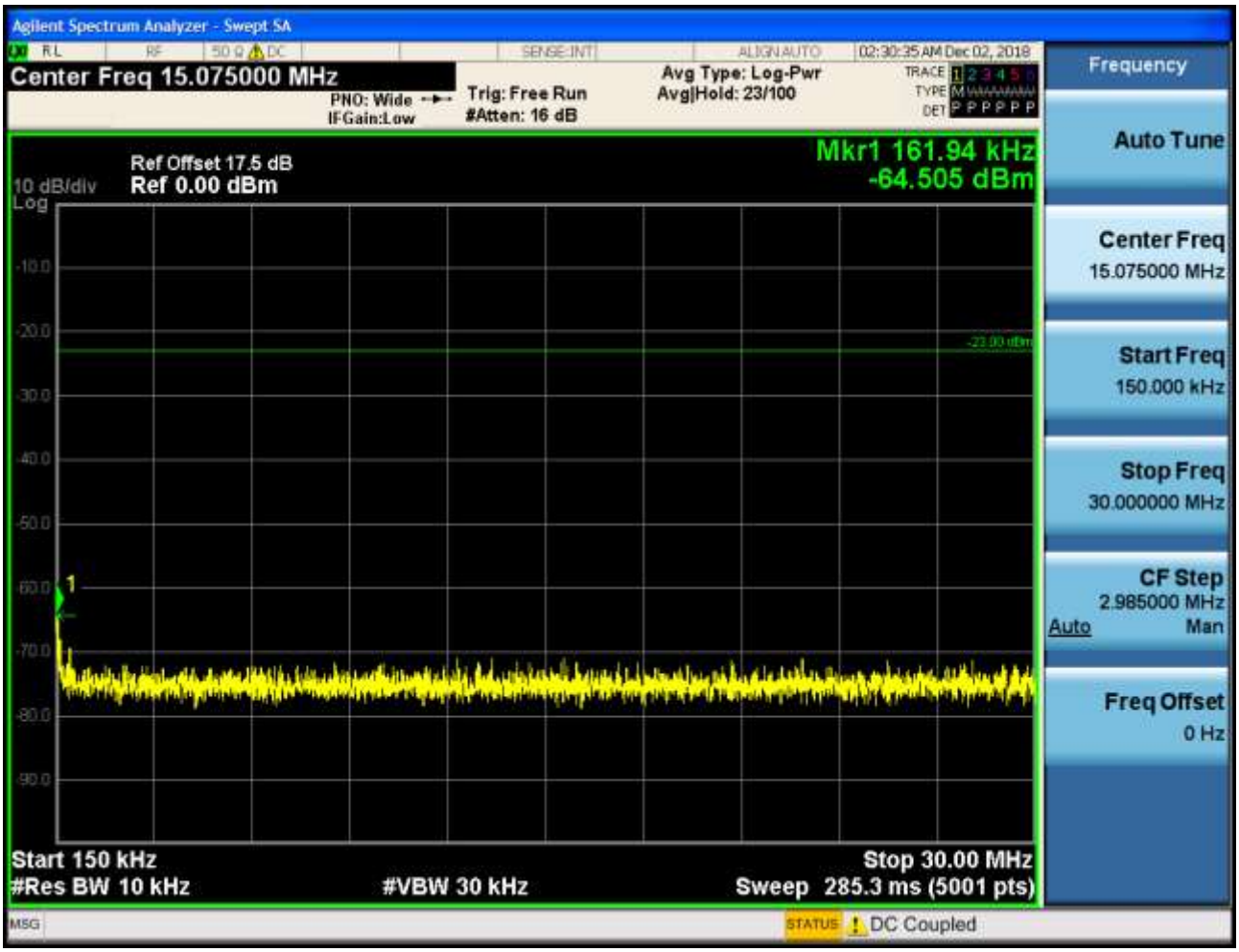
Agilent Spectrum Analyzer - Swept SA
Center Freq 15.075000 MHz
PNO: Wide
IFGain:Low
Trig: Free Run
#Atten: 16 dB
Avg Type: Log-Pwr
Avg|Hold: 23/100
02:30:35 AM Dec 02, 2018
Ref Offset 17.5 dB
10 dB/div
Ref 0.00 dBm
Log
Mkr1 161.94 kHz
-64.505 dBm
Start 150 kHz
#Res BW 10 kHz
#VBW 30 kHz
Stop 30.00 MHz
Sweep 285.3 ms (5001 pts)
DC Coupled
Frequency
Auto Tune
Center Freq
15.075000 MHz
Start Freq
150.000 kHz
Stop Freq
30.000000 MHz
CF Step
2.985000 MHz
Auto
Man
Freq Offset
0 Hz

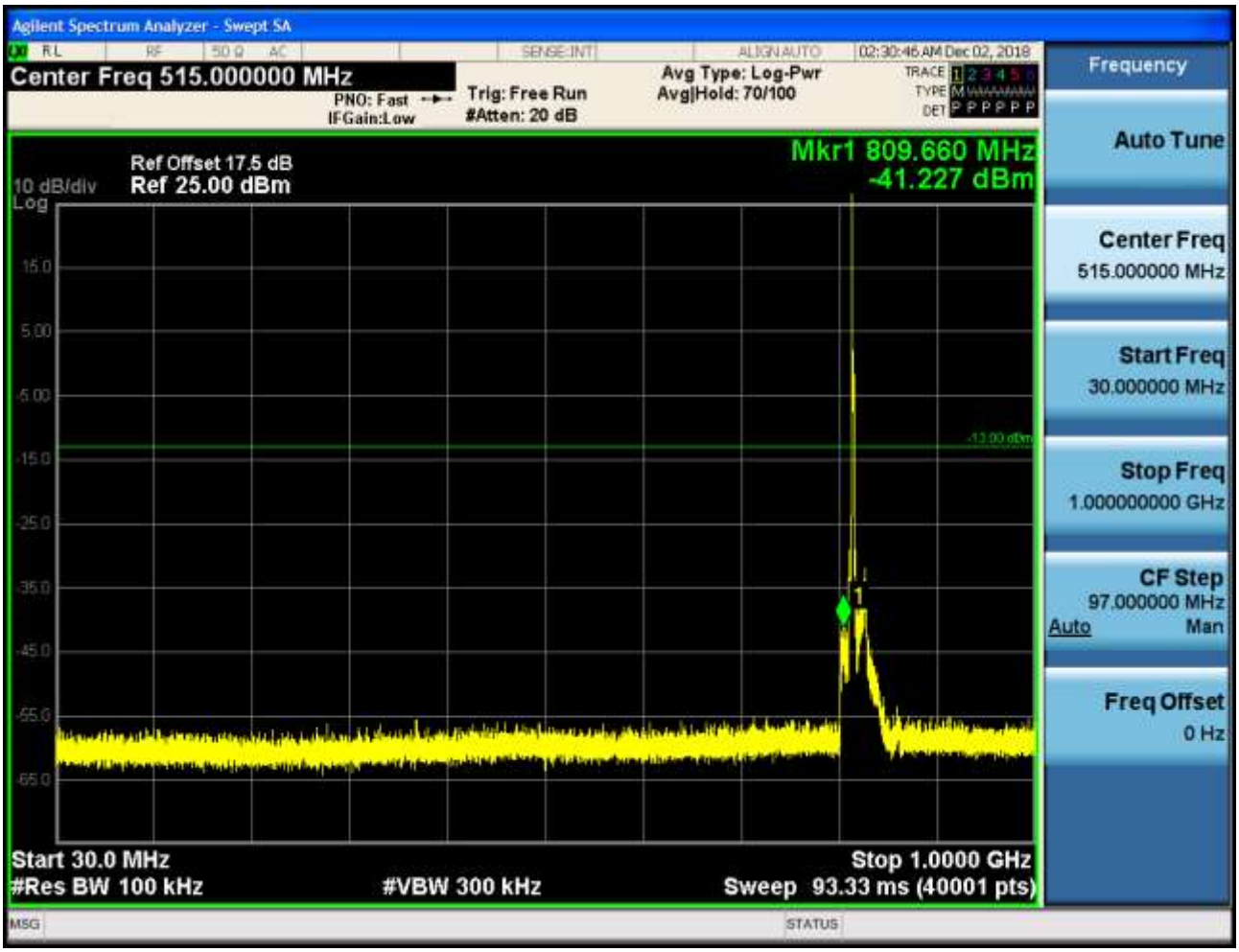
Agilent Spectrum Analyzer - Swept SA
Center Freq 515.000000 MHz
PNO: Fast
IFGain:Low
Trig: Free Run
#Atten: 20 dB
Avg Type: Log-Pwr
Avg|Hold: 70/100
02:30:46 AM Dec 02, 2018
Ref Offset 17.5 dB
10 dB/div
Ref 25.00 dBm
Log
Mkr1 809.660 MHz
-41.227 dBm
Start 30.0 MHz
#Res BW 100 kHz
#VBW 300 kHz
Stop 1.0000 GHz
Sweep 93.33 ms (40001 pts)
Frequency
Auto Tune
Center Freq
515.000000 MHz
Start Freq
30.000000 MHz
Stop Freq
1.000000000 GHz
CF Step
97.000000 MHz
Auto
Man
Freq Offset
0 Hz

Agilent Spectrum Analyzer - Swept SA
Center Freq 6.875000000 GHz
PNO: Fast
IFGain:Low
Trig: Free Run
#Atten: 20 dB
Avg Type: Log-Pwr
Avg|Hold: 63/100
02:30:56 AM Dec 02, 2018
Ref Offset 17.5 dB
10 dB/div
Ref 25.00 dBm
Log
Mkr1 1.636 26 GHz
-35.484 dBm
Start 1.000 GHz
#Res BW 1.0 MHz
#VBW 3.0 MHz
Stop 12.750 GHz
Sweep 21.33 ms (40001 pts)
Frequency
Auto Tune
Center Freq
6.875000000 GHz
Start Freq
1.000000000 GHz
Stop Freq
12.750000000 GHz
CF Step
1.175000000 GHz
Auto
Man
Freq Offset
0 Hz

6.2.1.1.2.3 Test Channel = HCH

6.2.1.1.2.3.1 Test RB = RB1#0

Copyright © Huawei Technologies Co., Ltd.

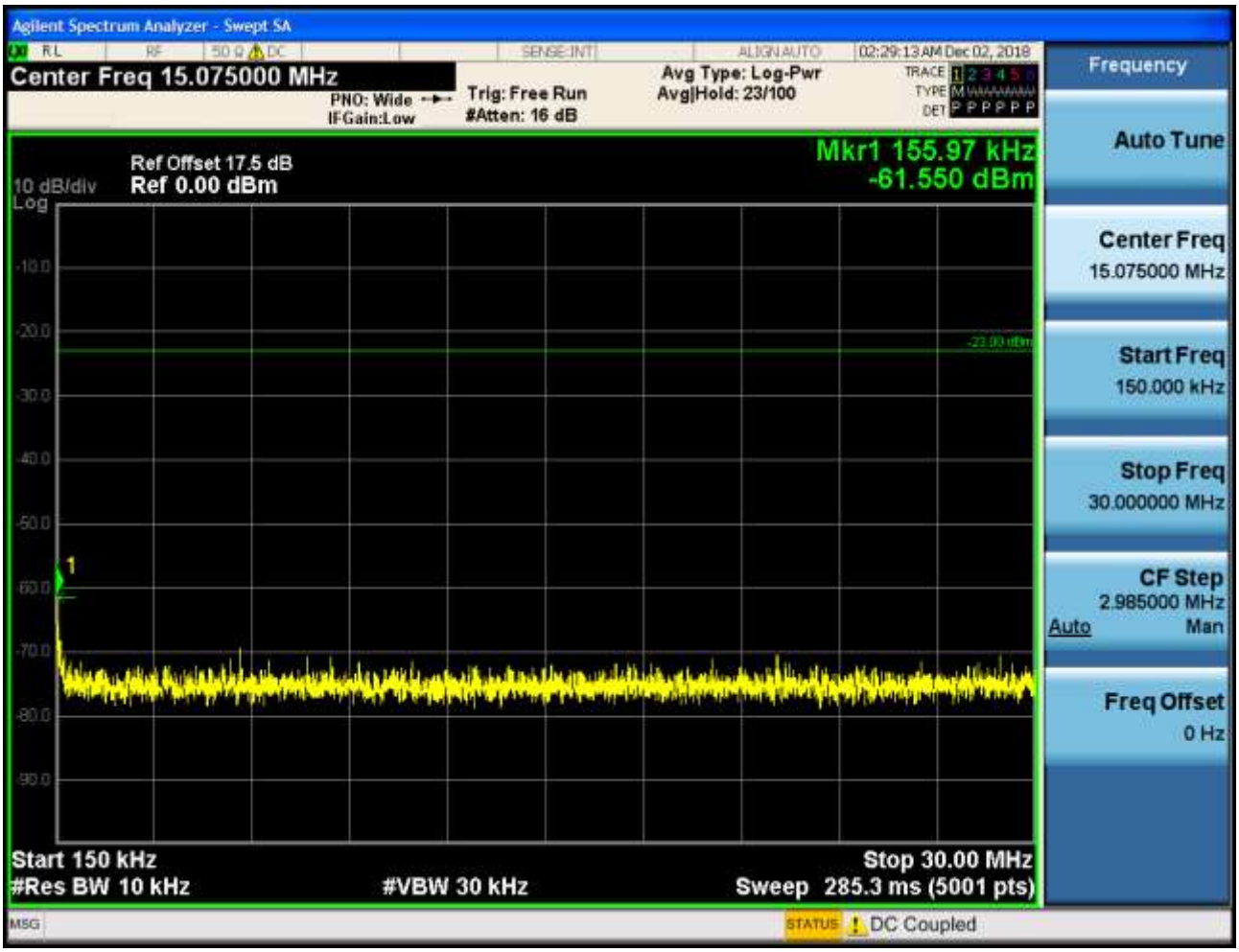
Agilent Spectrum Analyzer - Swept SA
Center Freq 15.075000 MHz
PNO: Wide
IFGain:Low
Trig: Free Run
#Atten: 16 dB
Avg Type: Log-Pwr
Avg|Hold: 23/100
02:29:13 AM Dec 02, 2018
Ref Offset 17.5 dB
10 dB/div
Ref 0.00 dBm
Log
Mkr1 155.97 kHz
-61.550 dBm
Start 150 kHz
#Res BW 10 kHz
#VBW 30 kHz
Stop 30.00 MHz
Sweep 285.3 ms (5001 pts)
DC Coupled
Frequency
Auto Tune
Center Freq
15.075000 MHz
Start Freq
150.000 kHz
Stop Freq
30.000000 MHz
CF Step
2.985000 MHz
Auto
Man
Freq Offset
0 Hz

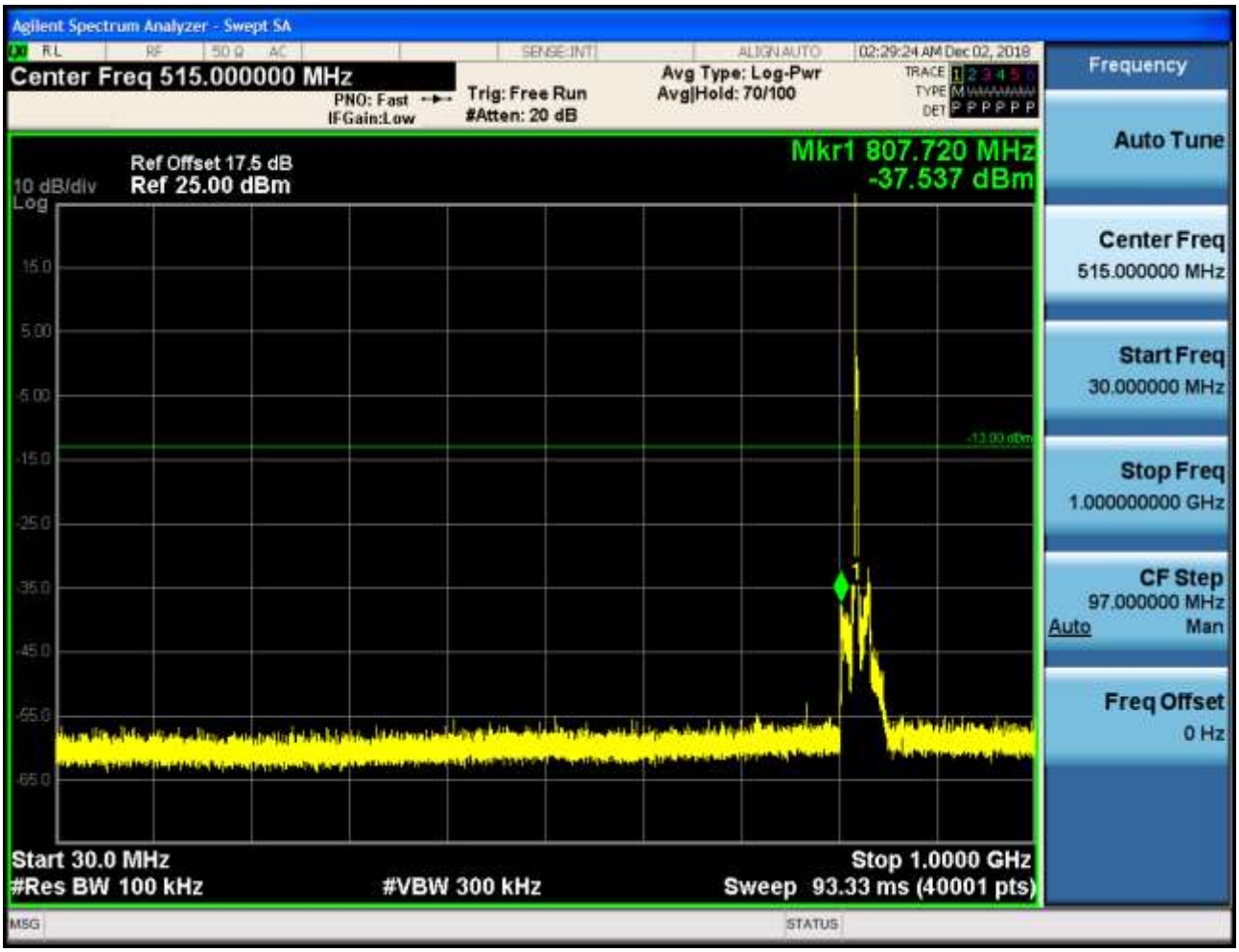
Agilent Spectrum Analyzer - Swept SA
Center Freq 515.000000 MHz
PNO: Fast
IFGain:Low
Trig: Free Run
#Atten: 20 dB
Avg Type: Log-Pwr
Avg|Hold: 70/100
02:29:24 AM Dec 02, 2018
Ref Offset 17.5 dB
10 dB/div
Ref 25.00 dBm
Log
Mkr1 807.720 MHz
-37.537 dBm
Start 30.0 MHz
#Res BW 100 kHz
#VBW 300 kHz
Stop 1.0000 GHz
Sweep 93.33 ms (40001 pts)
Frequency
Auto Tune
Center Freq
515.000000 MHz
Start Freq
30.000000 MHz
Stop Freq
1.000000000 GHz
CF Step
97.000000 MHz
Auto
Man
Freq Offset
0 Hz

Agilent Spectrum Analyzer - Swept SA
Center Freq 6.875000000 GHz
PNO: Fast
IFGain:Low
Trig: Free Run
#Atten: 20 dB
Avg Type: Log-Pwr
Avg|Hold: 63/100
02:29:33 AM Dec 02, 2018
Ref Offset 17.5 dB
10 dB/div
Ref 25.00 dBm
Log
Mkr1 1.643 02 GHz
-36.684 dBm
Start 1.000 GHz
#Res BW 1.0 MHz
#VBW 3.0 MHz
Stop 12.750 GHz
Sweep 21.33 ms (40001 pts)
Frequency
Auto Tune
Center Freq
6.875000000 GHz
Start Freq
1.000000000 GHz
Stop Freq
12.750000000 GHz
CF Step
1.175000000 GHz
Auto
Man
Freq Offset
0 Hz

6.2.1.1.3 Test Bandwidth = 5

6.2.1.1.3.1 Test Channel = LCH

6.2.1.1.3.1.1 Test RB = RB1#0

Copyright © Huawei Technologies Co., Ltd.

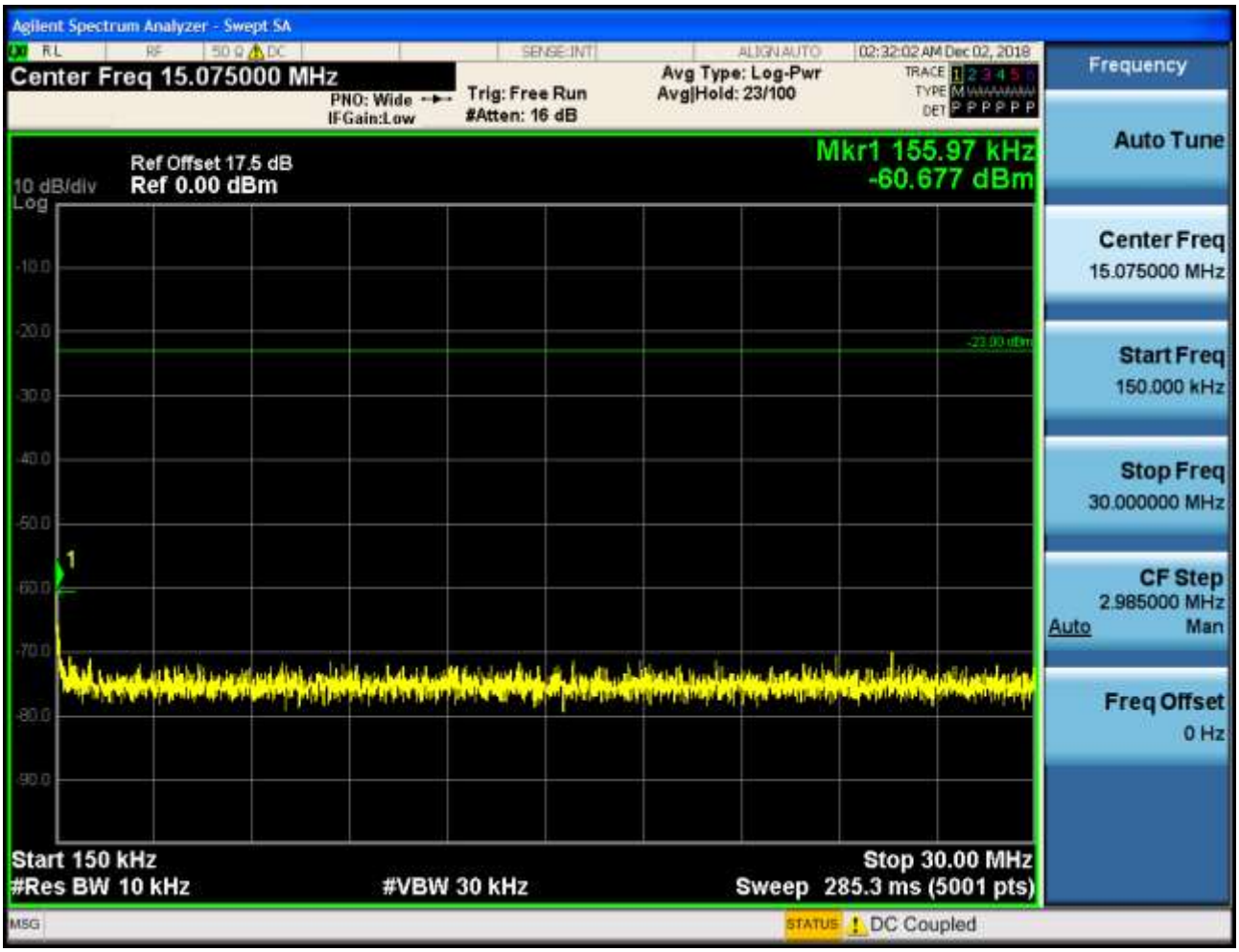
Agilent Spectrum Analyzer - Swept SA
Center Freq 15.075000 MHz
PNO: Wide
IFGain:Low
Trig: Free Run
#Atten: 16 dB
Avg Type: Log-Pwr
Avg|Hold: 23/100
02:32:02 AM Dec 02, 2018
Ref Offset 17.5 dB
10 dB/div
Ref 0.00 dBm
Log
Mkr1 155.97 kHz
-60.677 dBm
Start 150 kHz
#Res BW 10 kHz
#VBW 30 kHz
Stop 30.00 MHz
Sweep 285.3 ms (5001 pts)
DC Coupled
Frequency
Auto Tune
Center Freq
15.075000 MHz
Start Freq
150.000 kHz
Stop Freq
30.000000 MHz
CF Step
2.985000 MHz
Auto
Man
Freq Offset
0 Hz

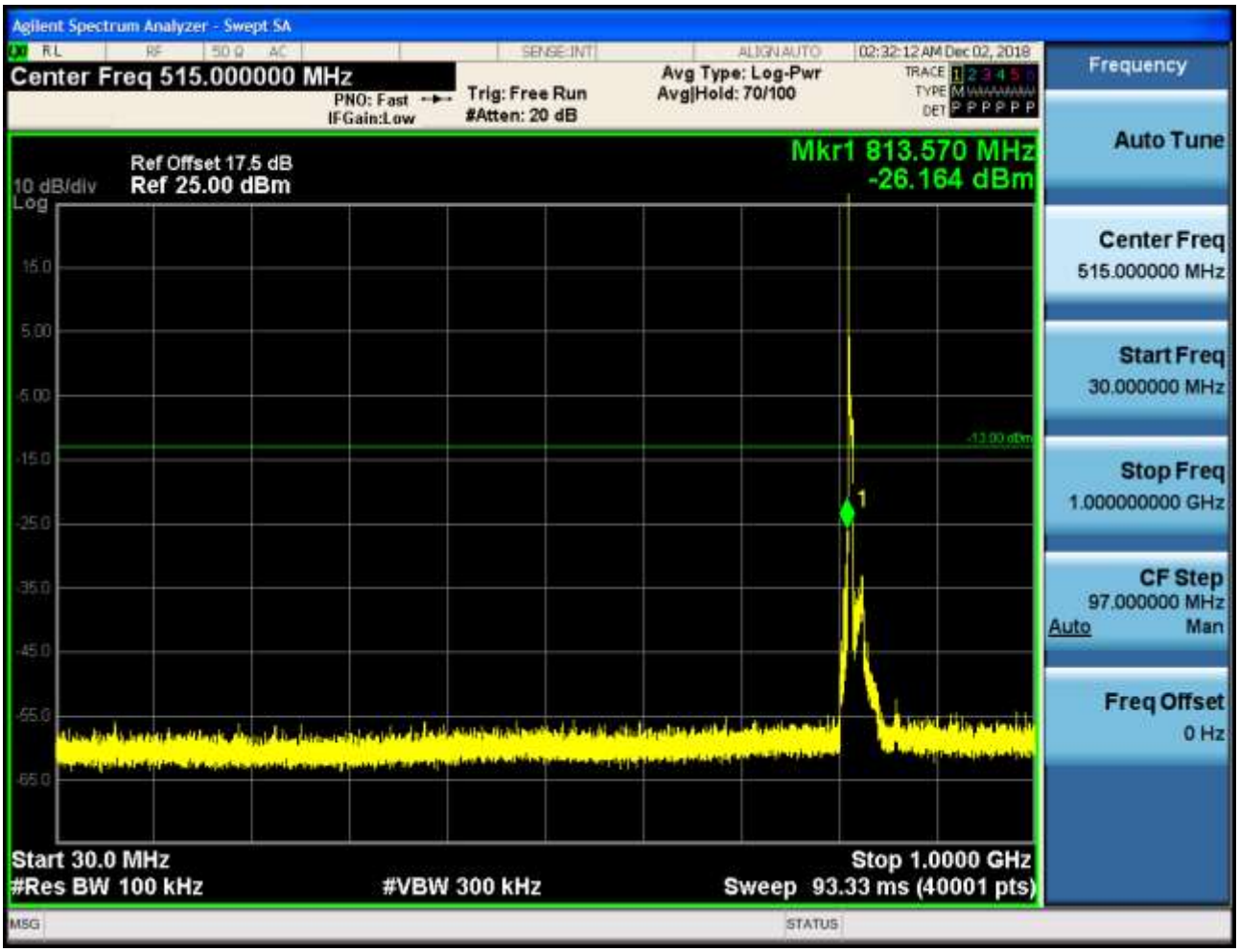
Agilent Spectrum Analyzer - Swept SA
Center Freq 515.000000 MHz
PNO: Fast
IFGain:Low
Trig: Free Run
#Atten: 20 dB
Avg Type: Log-Pwr
Avg|Hold: 70/100
02:32:12 AM Dec 02, 2018
Ref Offset 17.5 dB
10 dB/div
Ref 25.00 dBm
Log
Mkr1 813.570 MHz
-26.164 dBm
Start 30.0 MHz
#Res BW 100 kHz
#VBW 300 kHz
Stop 1.0000 GHz
Sweep 93.33 ms (40001 pts)
Frequency
Auto Tune
Center Freq
515.000000 MHz
Start Freq
30.000000 MHz
Stop Freq
1.000000000 GHz
CF Step
97.000000 MHz
Auto
Man
Freq Offset
0 Hz

Agilent Spectrum Analyzer - Swept SA
Center Freq 6.875000000 GHz
PNO: Fast
IFGain:Low
Trig: Free Run
#Atten: 20 dB
Avg Type: Log-Pwr
Avg|Hold: 62/100
02:32:22 AM Dec 02, 2018
Ref Offset 17.5 dB
10 dB/div
Ref 25.00 dBm
Log
Mkr1 1.628 92 GHz
-35.459 dBm
Start 1.000 GHz
#Res BW 1.0 MHz
#VBW 3.0 MHz
Stop 12.750 GHz
Sweep 21.33 ms (40001 pts)
Frequency
Auto Tune
Center Freq
6.875000000 GHz
Start Freq
1.000000000 GHz
Stop Freq
12.750000000 GHz
CF Step
1.175000000 GHz
Auto
Man
Freq Offset
0 Hz