Appendix D. Photo documentation

Table of contents
Test Facility
Test Positions(test date: 2018-12-05~2018-12-28)
Test Positions(test date: 2019-01-31~2019-02-14)
Liquid depth

Test Facility

Photo 1: Measurement System DASY



Test Positions(test date: 2018-12-05~2018-12-28)

Photo 2: Front View	Photo 3: Back View
Photo 4: Left Cheek	Photo 5: Left tilt
	
Photo 6: Right Cheek	Photo 7: Right tilt
	

Photo 8: Front Side 15mm	Photo 9: Back Side 15mm
Photo 10: Front Side 10mm	Photo 11: Back Side 10mm
	
Photo 12: Left Side 10mm	Photo 13: Right Side 10mm
	

Photo 14: Top Side 10mm	Photo 15: Bottom Side 10mm
	
Photo 16: Bottom Side 7mm	Photo 17: Front Side 0mm
	
Photo 18: Back Side 0mm	Photo 19: Left Side 0mm
	

Photo 20: Right Side 0mm	Photo 21: Top Side 0mm
	
Photo 22: Bottom Side 0mm	N/A
	N/A

Test Positions(test date: 2019-01-31~2019-02-14)

Photo 23: Front View	Photo 24: Back View
Photo 25: Left Cheek	Photo 26: Left tilt
	
Photo 27: Right Cheek	Photo 28: Right tilt
	

Photo 29: Front Side 15mm	Photo 30: Back Side 15mm
	
Photo 31: Front Side 10mm	Photo 32: Back Side 10mm
	
Photo 33: Left Side 10mm	Photo 34: Top Side 10mm

Photo 35: Bottom Side 10mm	Photo 36: Back Side 0mm
	
Photo 37: Top Side 0mm	Photo 38: Bottom Side 0mm
	

Liquid depth

Photo 39: HBBL600-6000MHz Depth (15.5cm)	Photo 40: MBBL600-6000MHz Depth (15.6cm)