# Appendix for test report


Huawei Proprietary and Confidential
Copyright © Huawei Technologies Co., Ltd.

# 1Appendix_A: Effective (Isotropic) Radiated Power Output Data

**Part I - Test Results**

| Test Band(LTE) | Test Mode | Test Band width | Test Channel | PCC Test RB | SCC Test RB | Measured[dBm] | EIRP [dBm] | Limit [dBm] | Verdict |
|---|---|---|---|---|---|---|---|---|---|
| CA_38C | LTE/TM1 | 15+15 | LCH | 1 # 0 | 0 # 0 | 22.53 | 23.53 | 33 | PASS |
| | | | | partial RBs # 0 | 0 # 0 | 22.30 | 23.30 | 33 | PASS |
| | | | | full RBs # 0 | 0 # 0 | 21.07 | 22.07 | 33 | PASS |
| | | | | full RBs # 0 | full RBs # 0 | 18.36 | 19.36 | 33 | PASS |
| | | | MCH | 1 # 0 | 0 # 0 | 22.49 | 23.49 | 33 | PASS |
| | | | | partial RBs # 0 | 0 # 0 | 22.42 | 23.42 | 33 | PASS |
| | | | | full RBs # 0 | 0 # 0 | 21.28 | 22.28 | 33 | PASS |
| | | | | full RBs # 0 | full RBs # 0 | 18.24 | 19.24 | 33 | PASS |
| | | | HCH | 1 # 0 | 0 # 0 | 22.54 | 23.54 | 33 | PASS |


Huawei Proprietary and Confidential
Copyright © Huawei Technologies Co., Ltd.

| Test Band(LTE) | Test Mode | Test Band width | Test Channel | PCC Test RB | SCC Test RB | Measured[dBm] | EIRP [dBm] | Limit [dBm] | Verdict |
|---|---|---|---|---|---|---|---|---|---|
| | | | | partial RBs # 0 | 0 # 0 | 22.63 | 23.63 | 33 | PASS |
| | | | | full RBs # 0 | 0 # 0 | 21.37 | 22.37 | 33 | PASS |
| | | | | full RBs # 0 | full RBs # 0 | 18.61 | 19.61 | 33 | PASS |
| | | 20+20 | LCH | 1 # 0 | 0 # 0 | 22.20 | 23.20 | 33 | PASS |
| | | | | partial RBs # 0 | 0 # 0 | 22.01 | 23.01 | 33 | PASS |
| | | | | full RBs # 0 | 0 # 0 | 21.31 | 22.31 | 33 | PASS |
| | | | | full RBs # 0 | full RBs # 0 | 18.37 | 19.37 | 33 | PASS |
| | | | MCH | 1 # 0 | 0 # 0 | 22.07 | 23.07 | 33 | PASS |
| | | | | partial RBs # 0 | 0 # 0 | 22.09 | 23.09 | 33 | PASS |
| | | | | full RBs # 0 | 0 # 0 | 21.20 | 22.20 | 33 | PASS |


Huawei Proprietary and Confidential
Copyright © Huawei Technologies Co., Ltd.

| Test Band(LTE) | Test Mode | Test Band width | Test Channel | PCC Test RB | SCC Test RB | Measured[dBm] | EIRP [dBm] | Limit [dBm] | Verdict |
|---|---|---|---|---|---|---|---|---|---|
| | | | | full RBs # 0 | full RBs # 0 | 18.34 | 19.34 | 33 | PASS |
| | | | HCH | 1 # 0 | 0 # 0 | 21.98 | 22.98 | 33 | PASS |
| | | | | partial RBs # 0 | 0 # 0 | 22.06 | 23.06 | 33 | PASS |
| | | | | full RBs # 0 | 0 # 0 | 21.46 | 22.46 | 33 | PASS |
| | | | | full RBs # 0 | full RBs # 0 | 18.37 | 19.37 | 33 | PASS |
| | LTE/TM2 | 15+15 | LCH | 1 # 0 | 0 # 0 | 21.93 | 22.93 | 33 | PASS |
| | | | | partial RBs # 0 | 0 # 0 | 21.33 | 22.33 | 33 | PASS |
| | | | | full RBs # 0 | 0 # 0 | 20.07 | 21.07 | 33 | PASS |
| | | | | full RBs # 0 | full RBs # 0 | 17.30 | 18.30 | 33 | PASS |
| | | | MCH | 1 # 0 | 0 # 0 | 21.97 | 22.97 | 33 | PASS |
| | | | | partial | 0 # 0 | 21.54 | 22.54 | 33 | PASS |


Huawei Proprietary and Confidential
Copyright © Huawei Technologies Co., Ltd.

| Test Band(LTE) | Test Mode | Test Band width | Test Channel | PCC Test RB | SCC Test RB | Measured[dBm] | EIRP [dBm] | Limit [dBm] | Verdict |
|---|---|---|---|---|---|---|---|---|---|
| | | | | RBs # 0 | | | | | |
| | | | | full RBs # 0 | 0 # 0 | 20.24 | 21.24 | 33 | PASS |
| | | | | full RBs # 0 | full RBs # 0 | 17.28 | 18.28 | 33 | PASS |
| | | | HCH | 1 # 0 | 0 # 0 | 21.98 | 22.98 | 33 | PASS |
| | | | | partial RBs # 0 | 0 # 0 | 21.52 | 22.52 | 33 | PASS |
| | | | | full RBs # 0 | 0 # 0 | 20.35 | 21.35 | 33 | PASS |
| | | | | full RBs # 0 | full RBs # 0 | 17.48 | 18.48 | 33 | PASS |
| | | 20+20 | LCH | 1 # 0 | 0 # 0 | 21.81 | 22.81 | 33 | PASS |
| | | | | partial RBs # 0 | 0 # 0 | 21.05 | 22.05 | 33 | PASS |
| | | | | full RBs # 0 | 0 # 0 | 20.18 | 21.18 | 33 | PASS |


Huawei Proprietary and Confidential
Copyright © Huawei Technologies Co., Ltd.

| Test Band(LTE) | Test Mode | Test Band width | Test Channel | PCC Test RB | SCC Test RB | Measured[dBm] | EIRP [dBm] | Limit [dBm] | Verdict |
|---|---|---|---|---|---|---|---|---|---|
| | | | | full RBs # 0 | full RBs # 0 | 17.40 | 18.40 | 33 | PASS |
| | | | MCH | 1 # 0 | 0 # 0 | 21.64 | 22.64 | 33 | PASS |
| | | | | partial RBs # 0 | 0 # 0 | 21.14 | 22.14 | 33 | PASS |
| | | | | full RBs # 0 | 0 # 0 | 20.27 | 21.27 | 33 | PASS |
| | | | | full RBs # 0 | full RBs # 0 | 17.34 | 18.34 | 33 | PASS |
| | | | HCH | 1 # 0 | 0 # 0 | 21.60 | 22.60 | 33 | PASS |
| | | | | partial RBs # 0 | 0 # 0 | 21.27 | 22.27 | 33 | PASS |
| | | | | full RBs # 0 | 0 # 0 | 20.42 | 21.42 | 33 | PASS |
| | | | | full RBs # 0 | full RBs # 0 | 17.65 | 18.65 | 33 | PASS |


Huawei Proprietary and Confidential
Copyright © Huawei Technologies Co., Ltd.

Note1:

a, For getting the ERP (Efficient Radiated Power) or EIRP (Efficient Isotropic Radiated Power) in substitution method, the following formula should be taken to calculate it,

ERP [dBm] = SGP [dBm] - Cable Loss [dB] + Gain [dBd]

EIRP [dBm] = SGP [dBm] - Cable Loss [dB] + Gain [dBi]

b, SGP = Signal Generator Level

Note2:

SET Span = 1.5 * OBW

SET RBW = 1% of the OBW,not to exceed 1MHz

SET VBW >= 3 * RBW

SET Sweep time = auto - couple.

Detector: RMS


Huawei Proprietary and Confidential
Copyright © Huawei Technologies Co., Ltd.

# 2Appendix_B: Peak-to-Average Ratio

**Part I - Test Results**

| Test Band(LTE) | Test Mode | Test Bandwidth | Test Channel | PCC Test RB | SCC Test RB | Measured[dBm] | Limit [dBm] | Verdict |
|---|---|---|---|---|---|---|---|---|
| CA_38C | LTE/TM1 | 15+15 | LCH | 1 # 0 | 0 # 0 | 3.63 | 13 | PASS |
| | | | | partial RBs # 0 | 0 # 0 | 4.59 | 13 | PASS |
| | | | | full RBs # 0 | 0 # 0 | 5.69 | 13 | PASS |
| | | | | full RBs # 0 | full RBs # 0 | 6.88 | 13 | PASS |
| | | | MCH | 1 # 0 | 0 # 0 | 3.81 | 13 | PASS |
| | | | | partial RBs # 0 | 0 # 0 | 4.78 | 13 | PASS |
| | | | | full RBs # 0 | 0 # 0 | 5.84 | 13 | PASS |
| | | | | full RBs # 0 | full RBs # 0 | 6.88 | 13 | PASS |
| | | | HCH | 1 # 0 | 0 # 0 | 4.21 | 13 | PASS |


Huawei Proprietary and Confidential
Copyright © Huawei Technologies Co., Ltd.

| Test Band(LTE) | Test Mode | Test Bandwidth | Test Channel | PCC Test RB | SCC Test RB | Measured[dBm] | Limit [dBm] | Verdict |
|---|---|---|---|---|---|---|---|---|
| | | | | partial RBs # 0 | 0 # 0 | 4.87 | 13 | PASS |
| | | | | full RBs # 0 | 0 # 0 | 6.07 | 13 | PASS |
| | | | | full RBs # 0 | full RBs # 0 | 6.74 | 13 | PASS |
| | | 20+20 | LCH | 1 # 0 | 0 # 0 | 4.59 | 13 | PASS |
| | | | | partial RBs # 0 | 0 # 0 | 4.75 | 13 | PASS |
| | | | | full RBs # 0 | 0 # 0 | 5.74 | 13 | PASS |
| | | | | full RBs # 0 | full RBs # 0 | 6.94 | 13 | PASS |
| | | | MCH | 1 # 0 | 0 # 0 | 4.71 | 13 | PASS |
| | | | | partial RBs # 0 | 0 # 0 | 4.84 | 13 | PASS |
| | | | | full RBs # 0 | 0 # 0 | 6.11 | 13 | PASS |


Huawei Proprietary and Confidential
Copyright © Huawei Technologies Co., Ltd.

| Test Band(LTE) | Test Mode | Test Bandwidth | Test Channel | PCC Test RB | SCC Test RB | Measured[dBm] | Limit [dBm] | Verdict |
|---|---|---|---|---|---|---|---|---|
| | | | | full RBs # 0 | full RBs # 0 | 7.01 | 13 | PASS |
| | | | HCH | 1 # 0 | 0 # 0 | 4.71 | 13 | PASS |
| | | | | partial RBs # 0 | 0 # 0 | 4.74 | 13 | PASS |
| | | | | full RBs # 0 | 0 # 0 | 5.78 | 13 | PASS |
| | | | | full RBs # 0 | full RBs # 0 | 6.73 | 13 | PASS |
| | LTE/TM2 | 15+15 | LCH | 1 # 0 | 0 # 0 | 4.44 | 13 | PASS |
| | | | | partial RBs # 0 | 0 # 0 | 4.90 | 13 | PASS |
| | | | | full RBs # 0 | 0 # 0 | 6.18 | 13 | PASS |
| | | | | full RBs # 0 | full RBs # 0 | 7.57 | 13 | PASS |
| | | | MCH | 1 # 0 | 0 # 0 | 4.64 | 13 | PASS |
| | | | | partial | 0 # 0 | 5.47 | 13 | PASS |


Huawei Proprietary and Confidential
Copyright © Huawei Technologies Co., Ltd.

| Test Band(LTE) | Test Mode | Test Bandwidth | Test Channel | PCC Test RB | SCC Test RB | Measured[dBm] | Limit [dBm] | Verdict |
|---|---|---|---|---|---|---|---|---|
| | | | | RBs # 0 | | | | |
| | | | | full RBs # 0 | 0 # 0 | 6.79 | 13 | PASS |
| | | | | full RBs # 0 | full RBs # 0 | 7.37 | 13 | PASS |
| | | | HCH | 1 # 0 | 0 # 0 | 5.05 | 13 | PASS |
| | | | | partial RBs # 0 | 0 # 0 | 5.80 | 13 | PASS |
| | | | | full RBs # 0 | 0 # 0 | 6.96 | 13 | PASS |
| | | | | full RBs # 0 | full RBs # 0 | 7.44 | 13 | PASS |
| | | 20+20 | LCH | 1 # 0 | 0 # 0 | 4.69 | 13 | PASS |
| | | | | partial RBs # 0 | 0 # 0 | 5.42 | 13 | PASS |
| | | | | full RBs # 0 | 0 # 0 | 6.52 | 13 | PASS |


Huawei Proprietary and Confidential
Copyright © Huawei Technologies Co., Ltd.

| Test Band(LTE) | Test Mode | Test Bandwidth | Test Channel | PCC Test RB | SCC Test RB | Measured[dBm] | Limit [dBm] | Verdict |
|---|---|---|---|---|---|---|---|---|
| | | | | full RBs # 0 | full RBs # 0 | 7.22 | 13 | PASS |
| | | | MCH | 1 # 0 | 0 # 0 | 4.40 | 13 | PASS |
| | | | | partial RBs # 0 | 0 # 0 | 5.35 | 13 | PASS |
| | | | | full RBs # 0 | 0 # 0 | 6.50 | 13 | PASS |
| | | | | full RBs # 0 | full RBs # 0 | 7.52 | 13 | PASS |
| | | | HCH | 1 # 0 | 0 # 0 | 4.81 | 33 | PASS |
| | | | | partial RBs # 0 | 0 # 0 | 5.39 | 33 | PASS |
| | | | | full RBs # 0 | 0 # 0 | 6.78 | 33 | PASS |
| | | | | full RBs # 0 | full RBs # 0 | 7.74 | 33 | PASS |


Huawei Proprietary and Confidential
Copyright © Huawei Technologies Co., Ltd.

# 3Appendix_C: Modulation Characteristics

**Part I - Test Plots**

**3.1 For LTE**

**3.1.1 Test Band = CA_38C**

**3.1.1.1 Test Mode = LTE/TM1**

**3.1.1.1.1 Test Bandwidth = 15+15**

**3.1.1.1.1.1 Test Channel = MCH**

**3.1.1.1.1.1.1 PCC Test RB = full RBs & SCC Test RB = full RBs**

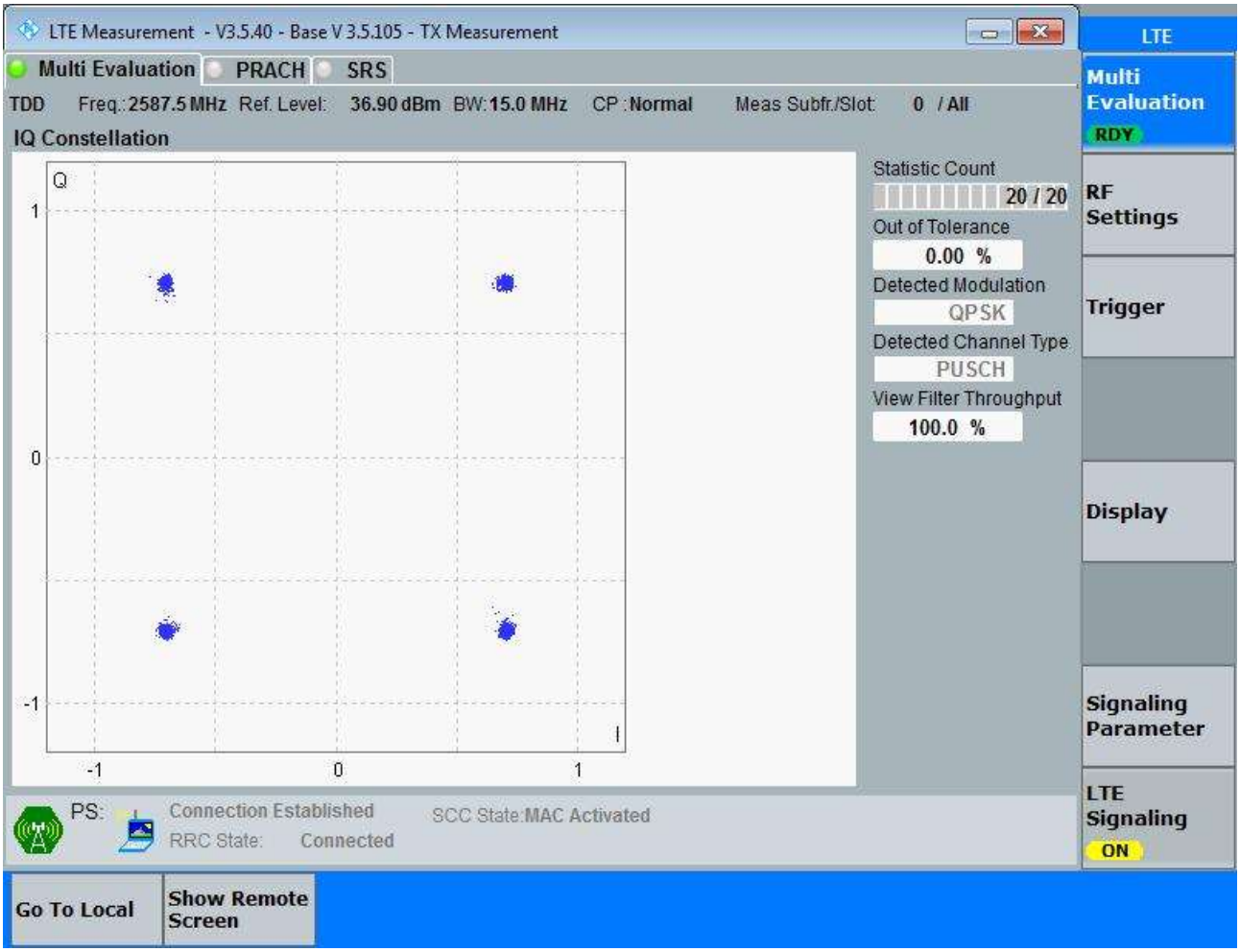



Huawei Proprietary and Confidential
Copyright © Huawei Technologies Co., Ltd.

#### 3.1.1.1.2 Test Bandwidth = 20+20

##### 3.1.1.1.2.1 Test Channel = MCH

###### 3.1.1.1.2.1.1 PCC Test RB = full RBs & SCC Test RB = full RBs

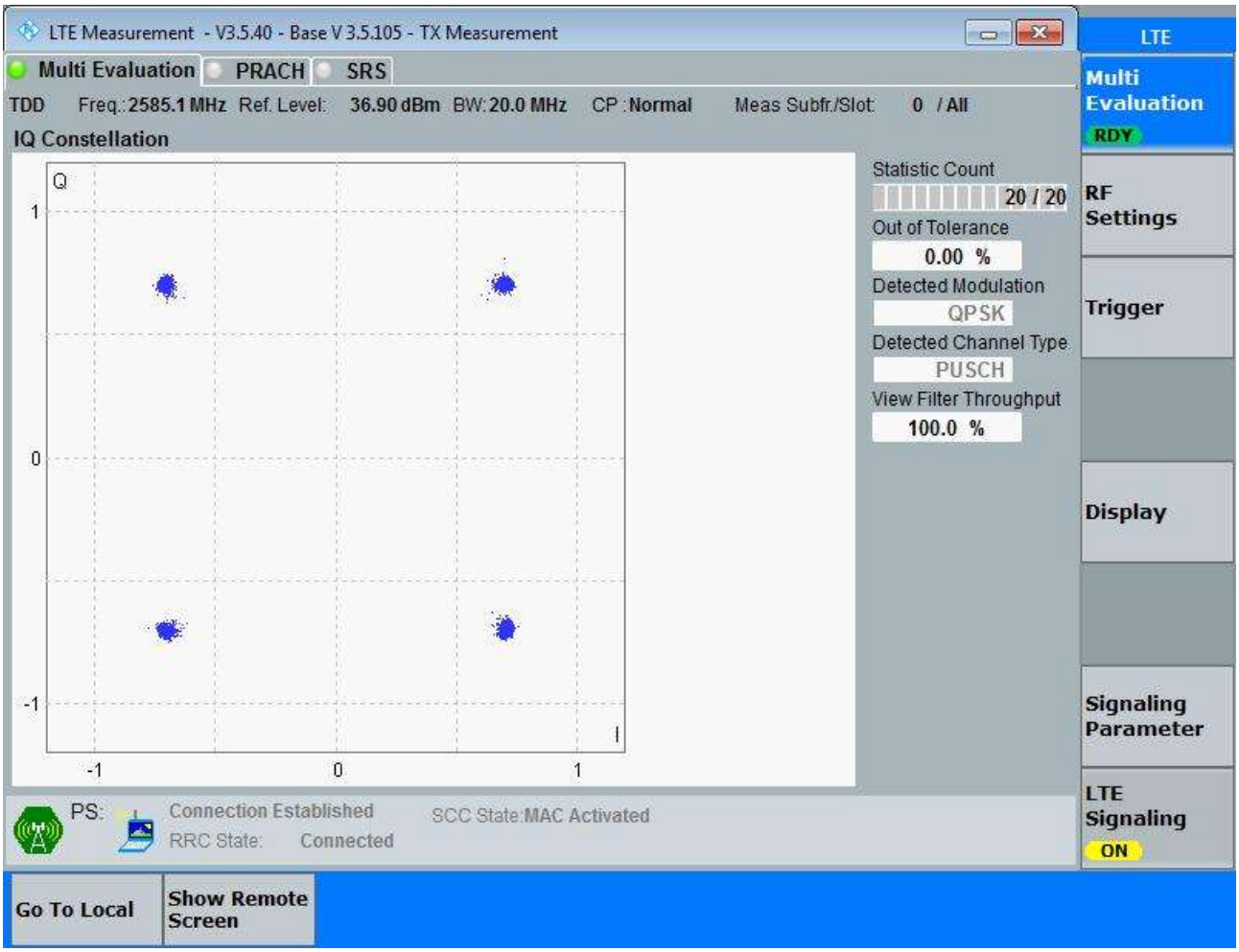



Huawei Proprietary and Confidential
Copyright © Huawei Technologies Co., Ltd.

#### 3.1.1.2 Test Mode = LTE/TM2

##### 3.1.1.2.1 Test Bandwidth = 15+15

###### 3.1.1.2.1.1 Test Channel = MCH

###### 3.1.1.2.1.1.1 PCC Test RB = full RBs & SCC Test RB = full RBs

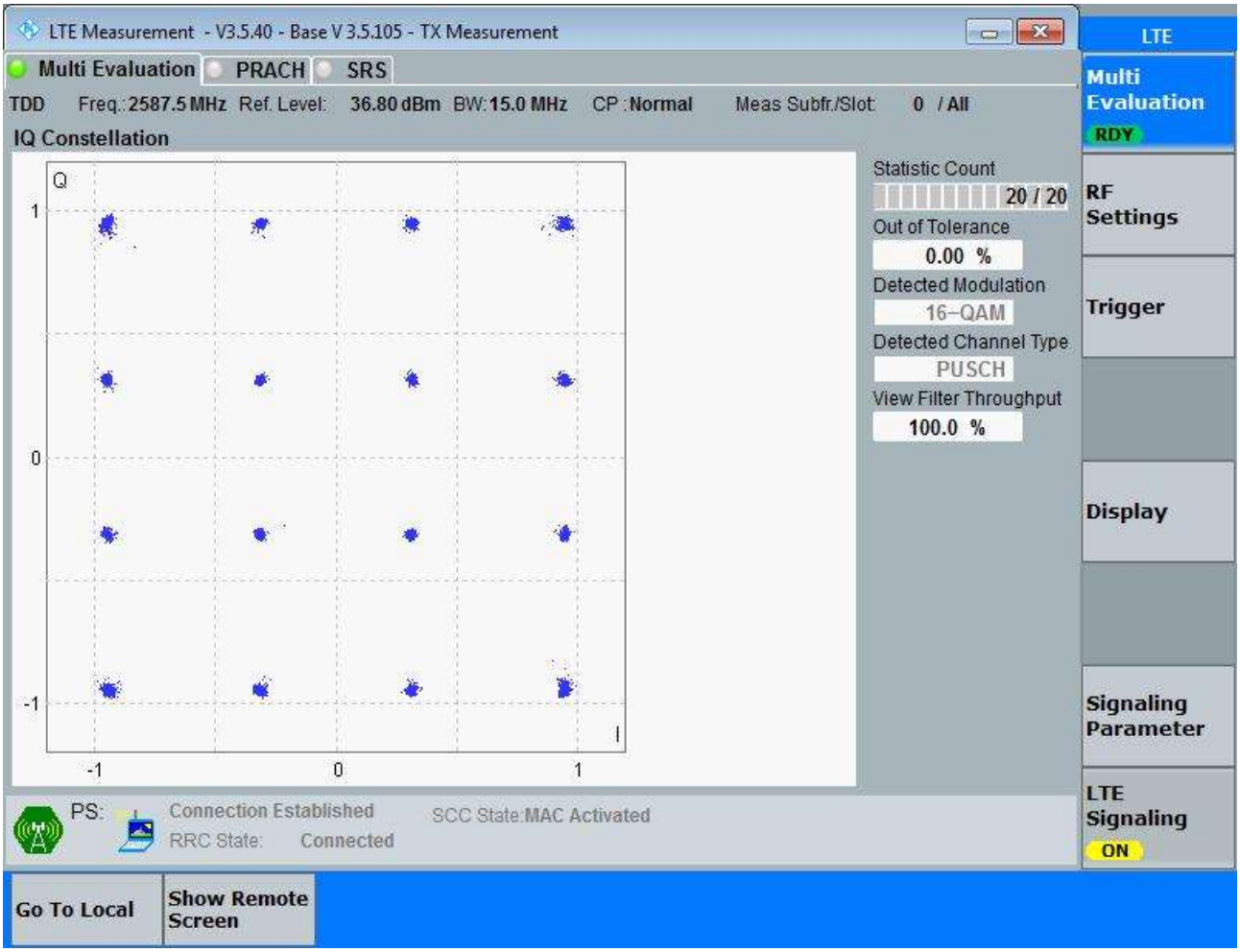



Huawei Proprietary and Confidential
Copyright © Huawei Technologies Co., Ltd.

#### 3.1.1.2.2 Test Bandwidth = 20+20

##### 3.1.1.2.2.1.1 PCC Test RB = full RBs & SCC Test RB = full RBs

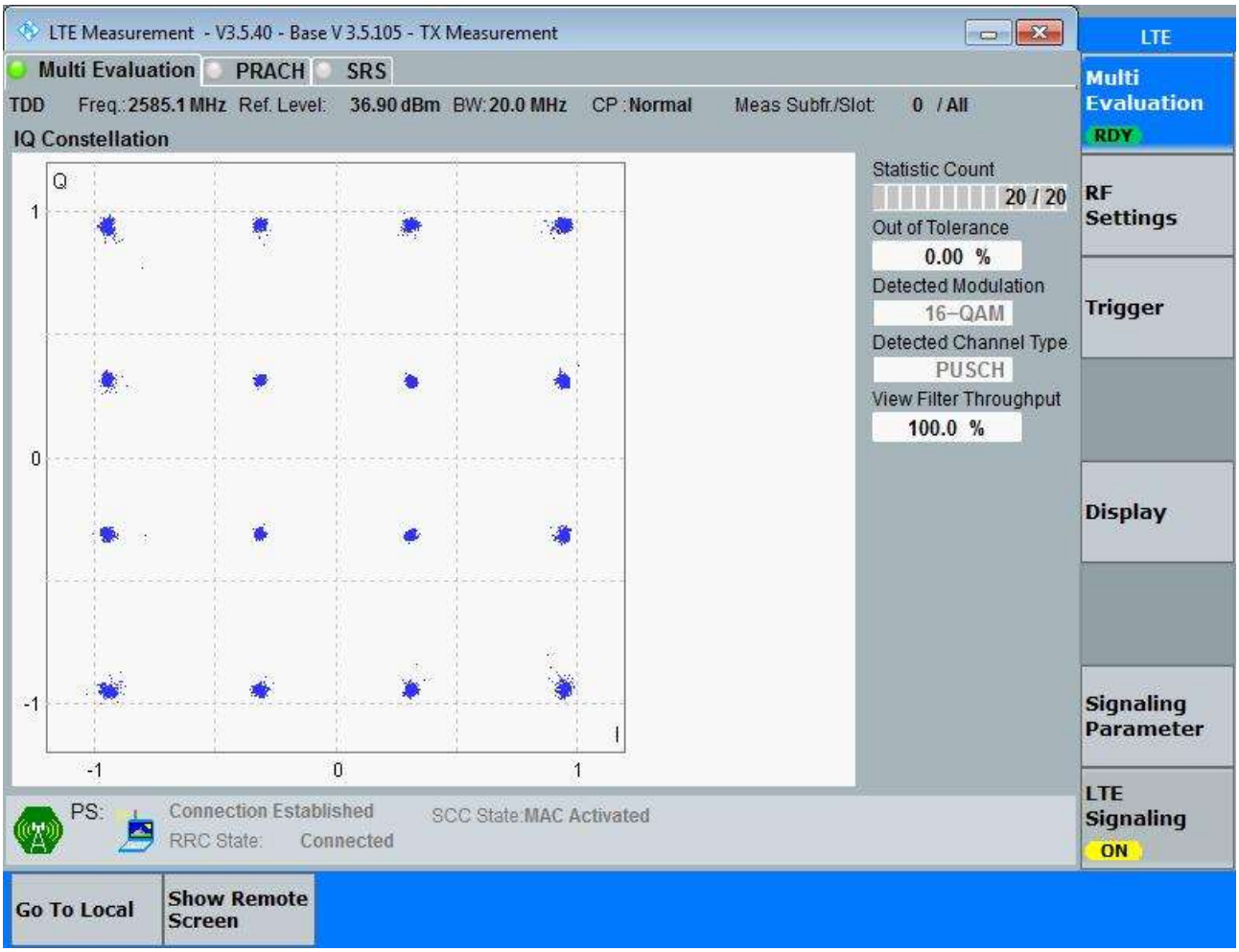

# 4Appendix_D: Bandwidth

**Part I - Test Results**

| Test Band(LTE) | Test Mode | Test Band width | Test Channel | PCC Test RB | SCC Test RB | Occupied Bandwidth [MHz] | Emission Bandwidth [MHz] | Verdict |
|---|---|---|---|---|---|---|---|---|
| CA_38C | LTE/ TM1 | 15+15 | LCH | full RBs # 0 | full RBs # 0 | 29.12 | 31.58 | PASS |
| | | | MCH | full RBs # 0 | full RBs # 0 | 28.99 | 31.27 | PASS |
| | | | HCH | full RBs # 0 | full RBs # 0 | 28.99 | 31.16 | PASS |
| | | 20+20 | LCH | full RBs # 0 | full RBs # 0 | 38.63 | 41.69 | PASS |
| | | | MCH | full RBs # 0 | full RBs # 0 | 38.60 | 41.62 | PASS |
| | | | HCH | full RBs # 0 | full RBs # 0 | 38.56 | 41.47 | PASS |
| | LTE/ TM2 | 15+15 | LCH | full RBs # 0 | full RBs # 0 | 29.09 | 31.60 | PASS |
| | | | MCH | full RBs # 0 | full RBs # 0 | 29.09 | 31.23 | PASS |


Huawei Proprietary and Confidential
Copyright © Huawei Technologies Co., Ltd.

| Test Band(LTE) | Test Mode | Test Band width | Test Channel | PCC Test RB | SCC Test RB | Occupied Bandwidth [MHz] | Emission Bandwidth [MHz] | Verdict |
|---|---|---|---|---|---|---|---|---|
| | | | HCH | full RBs # 0 | full RBs # 0 | 28.91 | 31.21 | PASS |
| | | 20+20 | LCH | full RBs # 0 | full RBs # 0 | 38.57 | 41.32 | PASS |
| | | | MCH | full RBs # 0 | full RBs # 0 | 38.55 | 42.56 | PASS |
| | | | HCH | full RBs # 0 | full RBs # 0 | 38.59 | 41.55 | PASS |


Huawei Proprietary and Confidential
Copyright © Huawei Technologies Co., Ltd.

**Part II - Test Plots**

**4.1 For LTE**

**4.1.1 Test Band = CA_38C**

**4.1.1.1 Test Mode = LTE/TM1**

**4.1.1.1.1 Test Bandwidth = 15+15**

**4.1.1.1.1.1 Test Channel = LCH**

**4.1.1.1.1.1.1 PCC Test RB = full RBs & SCC Test RB = full RBs**

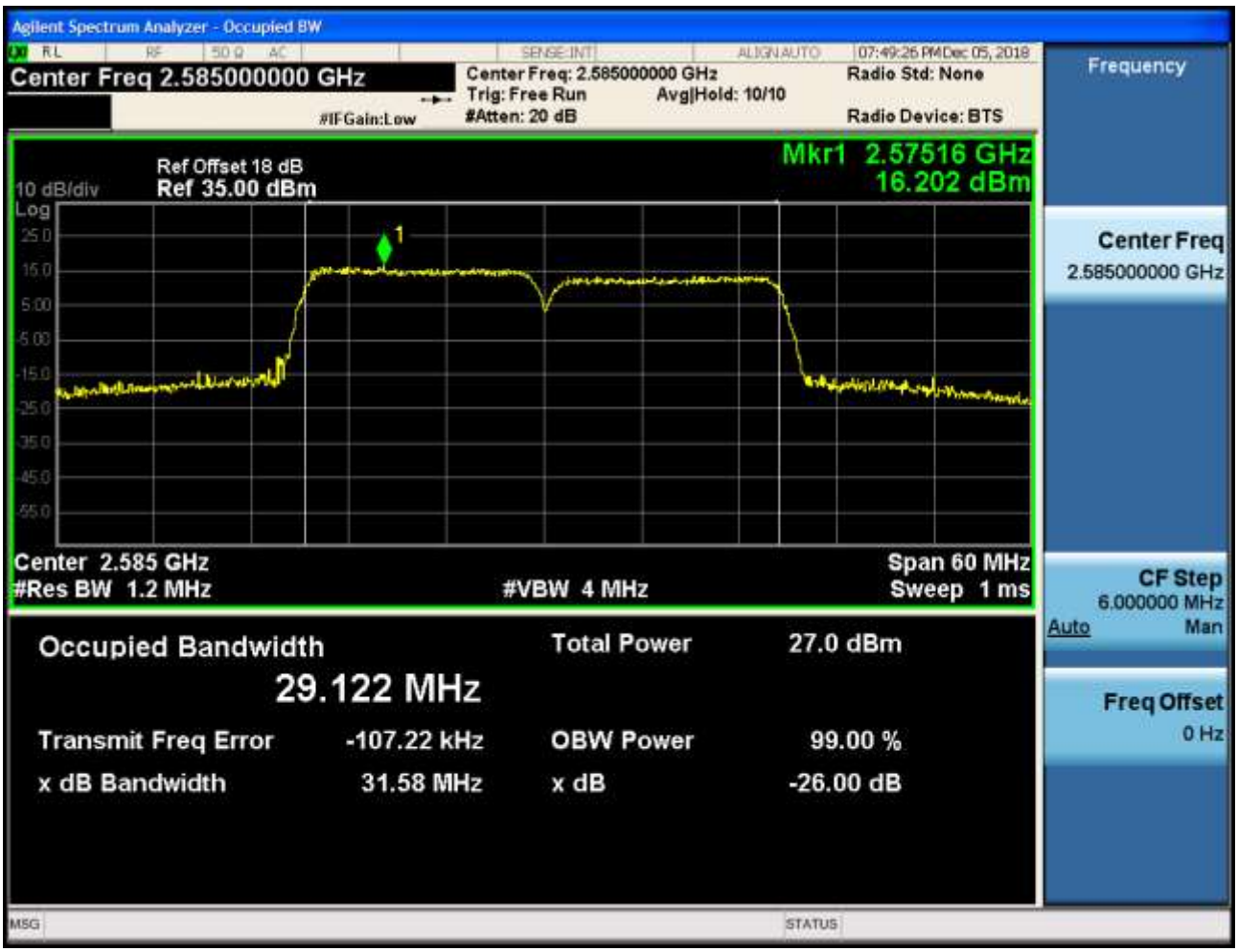



Huawei Proprietary and Confidential
Copyright © Huawei Technologies Co., Ltd.

#### 4.1.1.1.1.2 Test Channel = MCH

##### 4.1.1.1.1.2.1 PCC Test RB = full RBs & SCC Test RB = full RBs

Copyright © Huawei Technologies Co., Ltd.

#### 4.1.1.1.1.3 Test Channel = HCH

##### 4.1.1.1.1.3.1 PCC Test RB = full RBs & SCC Test RB = full RBs

#### 4.1.1.1.2 Test Bandwidth = 20+20

##### 4.1.1.1.2.1 Test Channel = LCH

###### 4.1.1.1.2.1.1 PCC Test RB = full RBs & SCC Test RB = full RBs

Copyright © Huawei Technologies Co., Ltd.

#### 4.1.1.1.2.2 Test Channel = MCH

##### 4.1.1.1.2.2.1 PCC Test RB = full RBs & SCC Test RB = full RBs

Copyright © Huawei Technologies Co., Ltd.

#### 4.1.1.1.2.3 Test Channel = HCH

##### 4.1.1.1.2.3.1 PCC Test RB = full RBs & SCC Test RB = full RBs

#### 4.1.1.1 Test Mode = LTE/TM2

##### 4.1.1.1.1 Test Bandwidth = 15+15

###### 4.1.1.1.1.1 Test Channel = LCH

####### 4.1.1.1.1.1.1 PCC Test RB = full RBs & SCC Test RB = full RBs

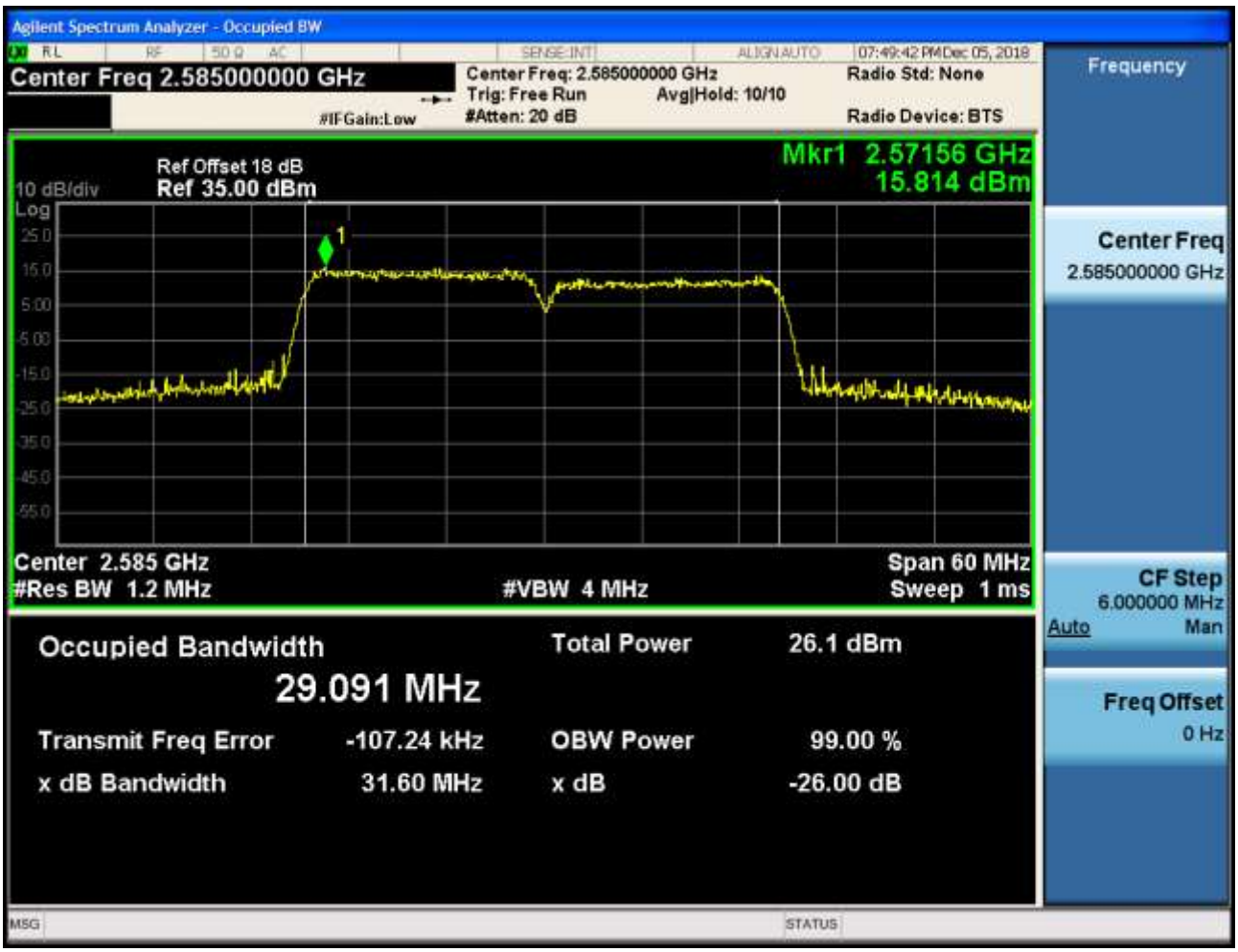



Huawei Proprietary and Confidential
Copyright © Huawei Technologies Co., Ltd.

#### 4.1.1.1.1.2 Test Channel = MCH

##### 4.1.1.1.1.2.1 PCC Test RB = full RBs & SCC Test RB = full RBs

Copyright © Huawei Technologies Co., Ltd.

#### 4.1.1.1.1.3 Test Channel = HCH

##### 4.1.1.1.1.3.1 PCC Test RB = full RBs & SCC Test RB = full RBs

Copyright © Huawei Technologies Co., Ltd.

#### 4.1.1.1.2 Test Bandwidth = 20+20

##### 4.1.1.1.2.1 Test Channel = LCH

###### 4.1.1.1.2.1.1 PCC Test RB = full RBs & SCC Test RB = full RBs

Copyright © Huawei Technologies Co., Ltd.

#### 4.1.1.1.2.2 Test Channel = MCH

##### 4.1.1.1.2.2.1 PCC Test RB = full RBs & SCC Test RB = full RBs

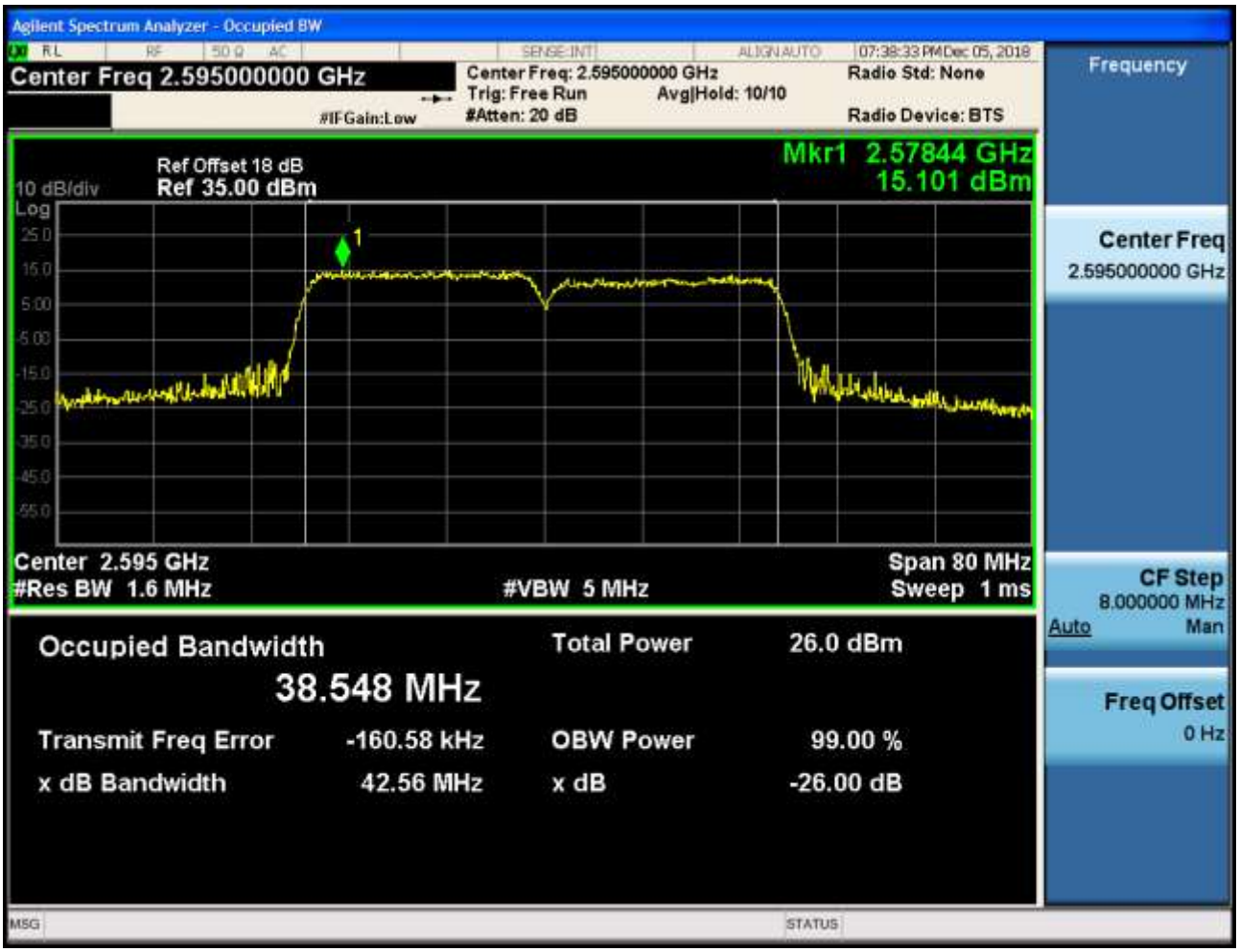



Copyright © Huawei Technologies Co., Ltd.

#### 4.1.1.1.2.3 Test Channel = HCH

##### 4.1.1.1.2.3.1 PCC Test RB = full RBs & SCC Test RB = full RBs

Copyright © Huawei Technologies Co., Ltd.

# 5Appendix_E: Band Edges Compliance

**Part I - Test Plots**

**5.1 For LTE**

**5.1.1 Test Band = CA_38C**

**5.1.1.1 Test Mode = LTE/TM1**

**5.1.1.1.1 Test Bandwidth = 15+15**

**5.1.1.1.1.1 Test Channel = LCH**

**5.1.1.1.1.1.1 PCC Test RB = 1 # 0 & SCC Test RB = 0**

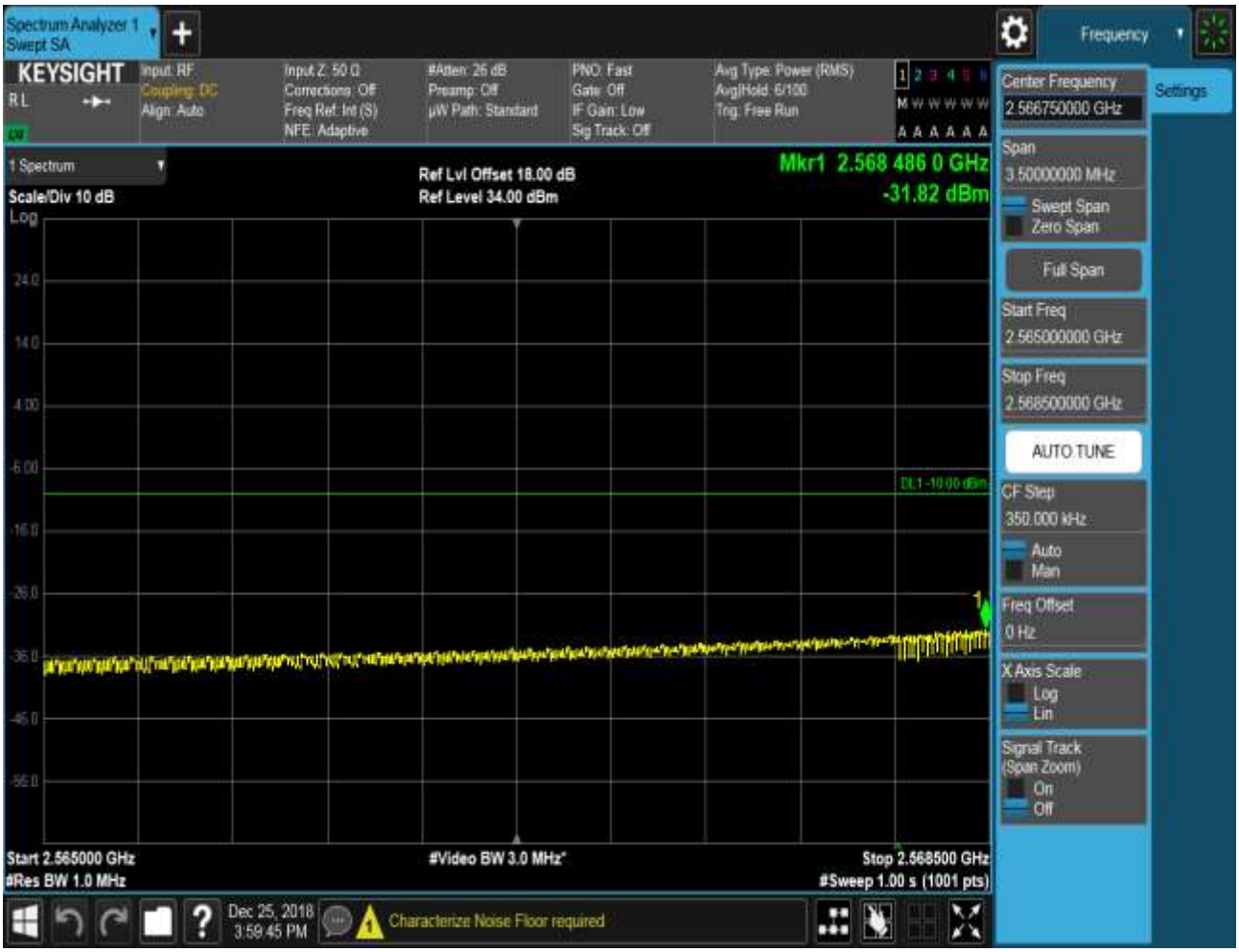
Spectrum Analyzer 1
Swept SA
KEYSIGHT
Input: RF
Coupling: DC
Align: Auto
Input Z: 50 Ω
Corrections: Off
Freq Ref: Int (S)
NFE: Adaptive
#Atten: 26 dB
Preamp: Off
µW Path: Standard
PNO: Fast
Gate: Off
IF Gain: Low
Sig Track: Off
Avg Type: Power (RMS)
Avg|Hold: 6/100
Trig: Free Run
1 Spectrum
Scale/Div 10 dB
Log
Ref Lvl Offset 18.00 dB
Ref Level 34.00 dBm
Mkr1 2.568 486 0 GHz
-31.82 dBm
Start 2.565000 GHz
#Res BW 1.0 MHz
#Video BW 3.0 MHz*
Stop 2.568500 GHz
#Sweep 1.00 s (1001 pts)
Dec 25, 2018
3:59:45 PM
Characterize Noise Floor required
Frequency
Settings
Center Frequency
2.566750000 GHz
Span
3.50000000 MHz
Swept Span
Zero Span
Full Span
Start Freq
2.565000000 GHz
Stop Freq
2.568500000 GHz
AUTO TUNE
CF Step
350.000 kHz
Auto
Man
Freq Offset
0 Hz
X Axis Scale
Log
Lin
Signal Track
(Span Zoom)
On
Off

Spectrum Analyzer 1
Swept SA
KEYSIGHT
Input: RF
Coupling: DC
Align: Auto
Input Z: 50 Ω
Corrections: Off
Freq Ref: Int (S)
NFE: Adaptive
#Atten: 26 dB
Preamp: Off
µW Path: Standard
PNO: Best Wide
Gate: Off
IF Gain: Low
Sig Track: Off
Avg Type: Power (RMS)
Avg|Hold: 9/100
Trig: Free Run
1 Spectrum
Scale/Div 10 dB
Log
Ref Lvl Offset 18.00 dB
Ref Level 34.00 dBm
Mkr1 2.569 995 GHz
-14.98 dBm
Start 2.569000 GHz
#Res BW 330 kHz
#Video BW 1.0 MHz*
Stop 2.571000 GHz
#Sweep 1.00 s (1001 pts)
Dec 25, 2018
3:59:58 PM
Characterize Noise Floor required
Frequency
Settings
Center Frequency
2.570000000 GHz
Span
2.00000000 MHz
Swept Span
Zero Span
Full Span
Start Freq
2.569000000 GHz
Stop Freq
2.571000000 GHz
AUTO TUNE
CF Step
200.000 kHz
Auto
Man
Freq Offset
0 Hz
X Axis Scale
Log
Lin
Signal Track
(Span Zoom)
On
Off

#### 5.1.1.1.1.1.2 PCC Test RB = partial RBs #0 & SCC Test RB = 0

Spectrum Analyzer 1
Swept SA
KEYSIGHT
Input: RF
Coupling: DC
Align: Auto
Input Z: 50 Ω
Corrections: Off
Freq Ref: Int (S)
NFE: Adaptive
#Atten: 26 dB
Preamp: Off
µW Path: Standard
PNO: Fast
Gate: Off
IF Gain: Low
Sig Track: Off
Avg Type: Power (RMS)
Avg|Hold: 6/100
Trig: Free Run
1 Spectrum
Scale/Div 10 dB
Log
Ref Lvl Offset 18.00 dB
Ref Level 34.00 dBm
Mkr1 2.568 479 0 GHz
-18.34 dBm
Start 2.565000 GHz
#Res BW 1.0 MHz
#Video BW 3.0 MHz*
Stop 2.568500 GHz
#Sweep 1.00 s (1001 pts)
Dec 25, 2018
4:00:59 PM
Characterize Noise Floor required
Frequency
Settings
Center Frequency
2.566750000 GHz
Span
3.50000000 MHz
Swept Span
Zero Span
Full Span
Start Freq
2.565000000 GHz
Stop Freq
2.568500000 GHz
AUTO TUNE
CF Step
350.000 kHz
Auto
Man
Freq Offset
0 Hz
X Axis Scale
Log
Lin
Signal Track
(Span Zoom)
On
Off

Spectrum Analyzer 1
Swept SA
KEYSIGHT
Input: RF
Coupling: DC
Align: Auto
Input Z: 50 Ω
Corrections: Off
Freq Ref: Int (S)
NFE: Adaptive
#Atten: 26 dB
Preamp: Off
µW Path: Standard
PNO: Best Wide
Gate: Off
IF Gain: Low
Sig Track: Off
Avg Type: Power (RMS)
Avg|Hold: 9/100
Trig: Free Run
1 Spectrum
Scale/Div 10 dB
Log
Ref Lvl Offset 18.00 dB
Ref Level 34.00 dBm
Mkr1 2.569 995 GHz
-16.35 dBm
Start 2.569000 GHz
#Res BW 330 kHz
#Video BW 1.0 MHz*
Stop 2.571000 GHz
#Sweep 1.00 s (1001 pts)
Dec 25, 2018
4:01:12 PM
Characterize Noise Floor required
Frequency
Settings
Center Frequency
2.570000000 GHz
Span
2.00000000 MHz
Swept Span
Zero Span
Full Span
Start Freq
2.569000000 GHz
Stop Freq
2.571000000 GHz
AUTO TUNE
CF Step
200.000 kHz
Auto
Man
Freq Offset
0 Hz
X Axis Scale
Log
Lin
Signal Track
(Span Zoom)
On
Off

#### 5.1.1.1.1.1.3 PCC Test RB = full RBs & SCC Test RB = 0

Spectrum Analyzer 1
Swept SA
KEYSIGHT
Input: RF
Coupling: DC
Align: Auto
Input Z: 50 Ω
Corrections: Off
Freq Ref: Int (S)
NFE: Adaptive
#Atten: 26 dB
Preamp: Off
µW Path: Standard
PNO: Fast
Gate: Off
IF Gain: Low
Sig Track: Off
Avg Type: Power (RMS)
Avg|Hold: 6/100
Trig: Free Run
1 Spectrum
Scale/Div 10 dB
Log
Ref Lvl Offset 18.00 dB
Ref Level 34.00 dBm
Mkr1 2.568 034 5 GHz
-20.98 dBm
Start 2.565000 GHz
#Res BW 1.0 MHz
#Video BW 3.0 MHz*
Stop 2.568500 GHz
#Sweep 1.00 s (1001 pts)
Dec 25, 2018
4:02:13 PM
Characterize Noise Floor required
Frequency
Settings
Center Frequency
2.566750000 GHz
Span
3.50000000 MHz
Swept Span
Zero Span
Full Span
Start Freq
2.565000000 GHz
Stop Freq
2.568500000 GHz
AUTO TUNE
CF Step
350.000 kHz
Auto
Man
Freq Offset
0 Hz
X Axis Scale
Log
Lin
Signal Track
(Span Zoom)
On
Off

Spectrum Analyzer 1
Swept SA
KEYSIGHT
Input: RF
Coupling: DC
Align: Auto
Input Z: 50 Ω
Corrections: Off
Freq Ref: Int (S)
NFE: Adaptive
#Atten: 26 dB
Preamp: Off
µW Path: Standard
PNO: Best Wide
Gate: Off
IF Gain: Low
Sig Track: Off
Avg Type: Power (RMS)
Avg|Hold: 9/100
Trig: Free Run
1 Spectrum
Scale/Div 10 dB
Log
Ref Lvl Offset 18.00 dB
Ref Level 34.00 dBm
Mkr1 2.569 985 GHz
-23.68 dBm
Start 2.569000 GHz
#Res BW 330 kHz
#Video BW 1.0 MHz*
Stop 2.571000 GHz
#Sweep 1.00 s (1001 pts)
Dec 25, 2018
4:02:26 PM
Characterize Noise Floor required
Frequency
Settings
Center Frequency
2.570000000 GHz
Span
2.00000000 MHz
Swept Span
Zero Span
Full Span
Start Freq
2.569000000 GHz
Stop Freq
2.571000000 GHz
AUTO TUNE
CF Step
200.000 kHz
Auto
Man
Freq Offset
0 Hz
X Axis Scale
Log
Lin
Signal Track
(Span Zoom)
On
Off

#### 5.1.1.1.1.1.4 PCC Test RB = full RBs & SCC Test RB = full RBs

Spectrum Analyzer 1
Swept SA
KEYSIGHT
Input: RF
Coupling: DC
Align: Auto
Input Z: 50 Ω
Corrections: Off
Freq Ref: Int (S)
NFE: Adaptive
#Atten: 26 dB
Preamp: Off
µW Path: Standard
PNO: Fast
Gate: Off
IF Gain: Low
Sig Track: Off
Avg Type: Power (RMS)
Avg|Hold: 6/100
Trig: Free Run
1 Spectrum
Scale/Div 10 dB
Log
Ref Lvl Offset 18.00 dB
Ref Level 34.00 dBm
Mkr1 2.567 453 5 GHz
-25.89 dBm
Start 2.565000 GHz
#Res BW 1.0 MHz
#Video BW 3.0 MHz*
Stop 2.568500 GHz
#Sweep 1.00 s (1001 pts)
Dec 25, 2018
3:58:29 PM
Characterize Noise Floor required
Frequency
Settings
Center Frequency
2.566750000 GHz
Span
3.50000000 MHz
Swept Span
Zero Span
Full Span
Start Freq
2.565000000 GHz
Stop Freq
2.568500000 GHz
AUTO TUNE
CF Step
350.000 kHz
Auto
Man
Freq Offset
0 Hz
X Axis Scale
Log
Lin
Signal Track
(Span Zoom)
On
Off

Spectrum Analyzer 1
Swept SA
KEYSIGHT
Input: RF
Coupling: DC
Align: Auto
Input Z: 50 Ω
Corrections: Off
Freq Ref: Int (S)
NFE: Adaptive
#Atten: 26 dB
Preamp: Off
µW Path: Standard
PNO: Best Wide
Gate: Off
IF Gain: Low
Sig Track: Off
Avg Type: Power (RMS)
Avg|Hold: 9/100
Trig: Free Run
1 Spectrum
Scale/Div 10 dB
Log
Ref Lvl Offset 18.00 dB
Ref Level 34.00 dBm
Mkr1 2.570 000 GHz
-28.38 dBm
Start 2.569000 GHz
#Res BW 330 kHz
#Video BW 1.0 MHz*
Stop 2.571000 GHz
#Sweep 1.00 s (1001 pts)
Dec 25, 2018
3:58:43 PM
Characterize Noise Floor required
Frequency
Settings
Center Frequency
2.570000000 GHz
Span
2.00000000 MHz
Swept Span
Zero Span
Full Span
Start Freq
2.569000000 GHz
Stop Freq
2.571000000 GHz
AUTO TUNE
CF Step
200.000 kHz
Auto
Man
Freq Offset
0 Hz
X Axis Scale
Log
Lin
Signal Track
(Span Zoom)
On
Off

#### 5.1.1.1.1.2 Test Channel = HCH

##### 5.1.1.1.1.2.1 PCC Test RB = 0 & SCC Test RB = 1 # max

Copyright © Huawei Technologies Co., Ltd.

Spectrum Analyzer 1
Swept SA
KEYSIGHT
Input: RF
Coupling: DC
Align: Auto
Input Z: 50 Ω
Corrections: Off
Freq Ref: Int (S)
NFE: Adaptive
#Atten: 26 dB
Preamp: Off
µW Path: Standard
PNO: Fast
Gate: Off
IF Gain: Low
Sig Track: Off
Avg Type: Power (RMS)
Avg|Hold: 6/100
Trig: Free Run
1 Spectrum
Scale/Div 10 dB
Log
Ref Lvl Offset 18.00 dB
Ref Level 34.00 dBm
Mkr1 2.621 507 0 GHz
-32.97 dBm
Start 2.621500 GHz
#Res BW 1.0 MHz
#Video BW 3.0 MHz*
Stop 2.625000 GHz
#Sweep 1.00 s (1001 pts)
Dec 25, 2018
4:11:34 PM
Characterize Noise Floor required
Frequency
Settings
Center Frequency
2.623250000 GHz
Span
3.50000000 MHz
Swept Span
Zero Span
Full Span
Start Freq
2.621500000 GHz
Stop Freq
2.625000000 GHz
AUTO TUNE
CF Step
350.000 kHz
Auto
Man
Freq Offset
0 Hz
X Axis Scale
Log
Lin
Signal Track
(Span Zoom)
On
Off

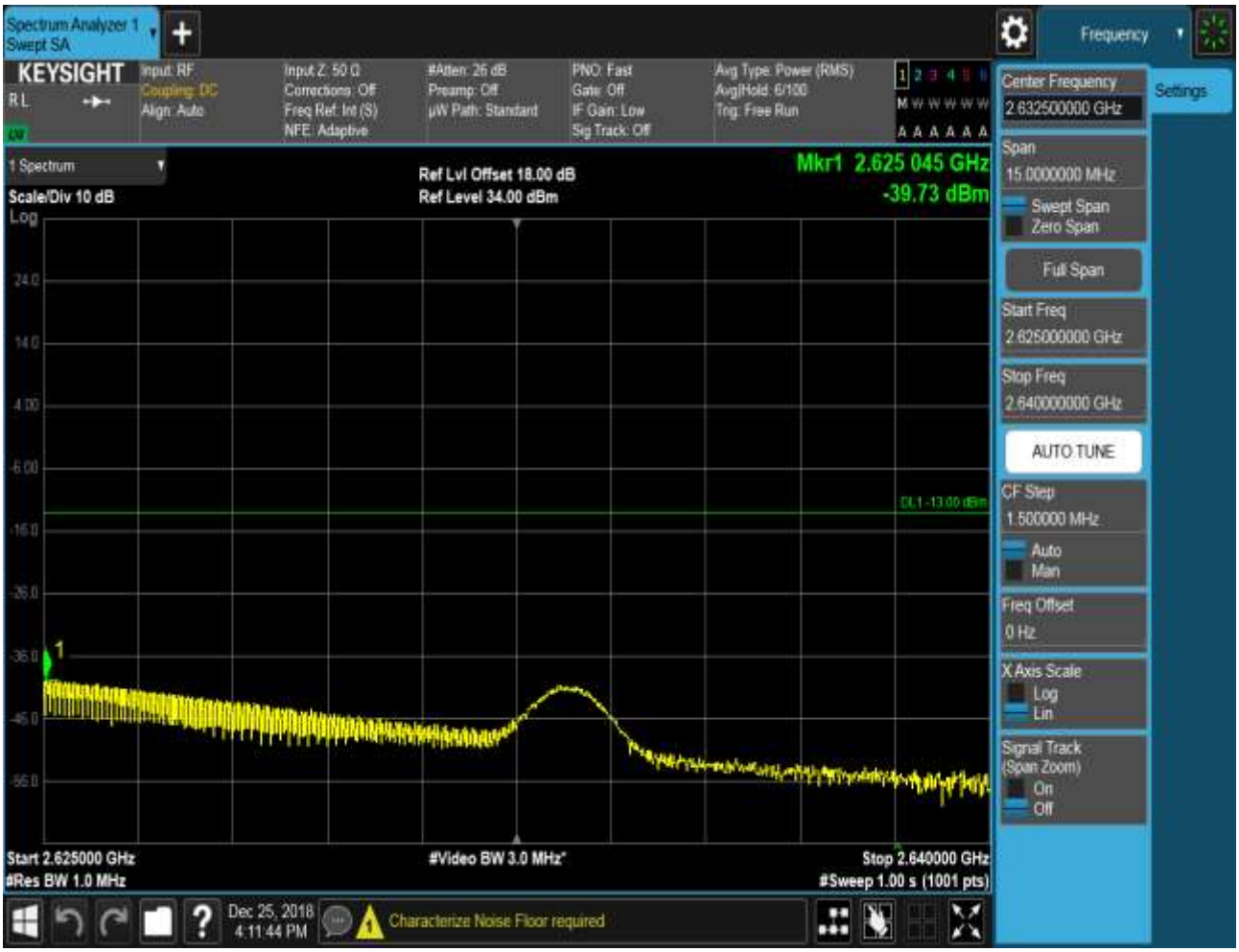
Spectrum Analyzer 1
Swept SA
KEYSIGHT
Input: RF
Coupling: DC
Align: Auto
Input Z: 50 Ω
Corrections: Off
Freq Ref: Int (S)
NFE: Adaptive
#Atten: 26 dB
Preamp: Off
µW Path: Standard
PNO: Fast
Gate: Off
IF Gain: Low
Sig Track: Off
Avg Type: Power (RMS)
Avg|Hold: 6/100
Trig: Free Run
1 Spectrum
Scale/Div 10 dB
Log
Ref Lvl Offset 18.00 dB
Ref Level 34.00 dBm
Mkr1 2.625 045 GHz
-39.73 dBm
D1 -13.00 dBm
Start 2.625000 GHz
#Res BW 1.0 MHz
#Video BW 3.0 MHz*
Stop 2.640000 GHz
#Sweep 1.00 s (1001 pts)
Dec 25, 2018
4:11:44 PM
Characterize Noise Floor required
Frequency
Settings
Center Frequency
2.632500000 GHz
Span
15.0000000 MHz
Swept Span
Zero Span
Full Span
Start Freq
2.625000000 GHz
Stop Freq
2.640000000 GHz
AUTO TUNE
CF Step
1.500000 MHz
Auto
Man
Freq Offset
0 Hz
X Axis Scale
Log
Lin
Signal Track
(Span Zoom)
On
Off

#### 5.1.1.1.1.2.2 PCC Test RB = 0 & SCC Test RB = partial RBs #max

Copyright © Huawei Technologies Co., Ltd.

Spectrum Analyzer 1
Swept SA
KEYSIGHT
Input: RF
Coupling: DC
Align: Auto
Input Z: 50 Ω
Corrections: Off
Freq Ref: Int (S)
NFE: Adaptive
#Atten: 26 dB
Preamp: Off
µW Path: Standard
PNO: Fast
Gate: Off
IF Gain: Low
Sig Track: Off
Avg Type: Power (RMS)
Avg|Hold: 6/100
Trig: Free Run
1 Spectrum
Scale/Div 10 dB
Log
Ref Lvl Offset 18.00 dB
Ref Level 34.00 dBm
Mkr1 2.621 507 0 GHz
-22.27 dBm
Start 2.621500 GHz
#Res BW 1.0 MHz
#Video BW 3.0 MHz*
Stop 2.625000 GHz
#Sweep 1.00 s (1001 pts)
Dec 25, 2018
4:12:48 PM
Characterize Noise Floor required
Frequency
Settings
Center Frequency
2.623250000 GHz
Span
3.50000000 MHz
Swept Span
Zero Span
Full Span
Start Freq
2.621500000 GHz
Stop Freq
2.625000000 GHz
AUTO TUNE
CF Step
350.000 kHz
Auto
Man
Freq Offset
0 Hz
X Axis Scale
Log
Lin
Signal Track
(Span Zoom)
On
Off

Spectrum Analyzer 1
Swept SA
KEYSIGHT
Input: RF
Coupling: DC
Align: Auto
Input Z: 50 Ω
Corrections: Off
Freq Ref: Int (S)
NFE: Adaptive
#Atten: 26 dB
Preamp: Off
µW Path: Standard
PNO: Fast
Gate: Off
IF Gain: Low
Sig Track: Off
Avg Type: Power (RMS)
Avg|Hold: 6/100
Trig: Free Run
Frequency
Settings
Center Frequency
2.632500000 GHz
Span
15.0000000 MHz
Swept Span
Zero Span
Full Span
Start Freq
2.625000000 GHz
Stop Freq
2.640000000 GHz
AUTO TUNE
CF Step
1.500000 MHz
Auto
Man
Freq Offset
0 Hz
X Axis Scale
Log
Lin
Signal Track
(Span Zoom)
On
Off
1 Spectrum
Scale/Div 10 dB
Log
Ref Lvl Offset 18.00 dB
Ref Level 34.00 dBm
Mkr1 2.625 015 GHz
-38.75 dBm
D1 -13.00 dBm
Start 2.625000 GHz
#Res BW 1.0 MHz
#Video BW 3.0 MHz*
Stop 2.640000 GHz
#Sweep 1.00 s (1001 pts)
Dec 25, 2018
4:12:59 PM
Characterize Noise Floor required

#### 5.1.1.1.1.2.3 PCC Test RB = 0 & SCC Test RB = full RBs

Spectrum Analyzer 1
Swept SA
KEYSIGHT
Input: RF
Coupling: DC
Align: Auto
Input Z: 50 Ω
Corrections: Off
Freq Ref: Int (S)
NFE: Adaptive
#Atten: 26 dB
Preamp: Off
µW Path: Standard
PNO: Fast
Gate: Off
IF Gain: Low
Sig Track: Off
Avg Type: Power (RMS)
Avg|Hold: 6/100
Trig: Free Run
1 Spectrum
Scale/Div 10 dB
Log
Ref Lvl Offset 18.00 dB
Ref Level 34.00 dBm
Mkr1 2.621 500 0 GHz
-25.46 dBm
Start 2.621500 GHz
#Res BW 1.0 MHz
#Video BW 3.0 MHz*
Stop 2.625000 GHz
#Sweep 1.00 s (1001 pts)
Dec 25, 2018
4:14:03 PM
Characterize Noise Floor required
Frequency
Settings
Center Frequency
2.623250000 GHz
Span
3.50000000 MHz
Swept Span
Zero Span
Full Span
Start Freq
2.621500000 GHz
Stop Freq
2.625000000 GHz
AUTO TUNE
CF Step
350.000 kHz
Auto
Man
Freq Offset
0 Hz
X Axis Scale
Log
Lin
Signal Track
(Span Zoom)
On
Off

Spectrum Analyzer 1
Swept SA
KEYSIGHT
Input: RF
Coupling: DC
Align: Auto
Input Z: 50 Ω
Corrections: Off
Freq Ref: Int (S)
NFE: Adaptive
#Atten: 26 dB
Preamp: Off
µW Path: Standard
PNO: Fast
Gate: Off
IF Gain: Low
Sig Track: Off
Avg Type: Power (RMS)
Avg|Hold: 6/100
Trig: Free Run
1 Spectrum
Scale/Div 10 dB
Log
Ref Lvl Offset 18.00 dB
Ref Level 34.00 dBm
Mkr1 2.625 000 GHz
-28.08 dBm
D1 -13.00 dBm
Start 2.625000 GHz
#Res BW 1.0 MHz
#Video BW 3.0 MHz*
Stop 2.640000 GHz
#Sweep 1.00 s (1001 pts)
Dec 25, 2018
4:14:14 PM
Characterize Noise Floor required
Frequency
Settings
Center Frequency
2.632500000 GHz
Span
15.0000000 MHz
Swept Span
Zero Span
Full Span
Start Freq
2.625000000 GHz
Stop Freq
2.640000000 GHz
AUTO TUNE
CF Step
1.500000 MHz
Auto
Man
Freq Offset
0 Hz
X Axis Scale
Log
Lin
Signal Track
(Span Zoom)
On
Off

#### 5.1.1.1.1.2.4 PCC Test RB = full RBs & SCC Test RB = full RBs

Spectrum Analyzer 1
Swept SA
KEYSIGHT
Input: RF
Coupling: DC
Align: Auto
Input Z: 50 Ω
Corrections: Off
Freq Ref: Int (S)
NFE: Adaptive
#Atten: 26 dB
Preamp: Off
µW Path: Standard
PNO: Fast
Gate: Off
IF Gain: Low
Sig Track: Off
Avg Type: Power (RMS)
Avg|Hold: 6/100
Trig: Free Run
Frequency
Settings
Center Frequency
2.623250000 GHz
Span
3.50000000 MHz
Swept Span
Zero Span
Full Span
Start Freq
2.621500000 GHz
Stop Freq
2.625000000 GHz
AUTO TUNE
CF Step
350.000 kHz
Auto
Man
Freq Offset
0 Hz
X Axis Scale
Log
Lin
Signal Track
(Span Zoom)
On
Off
1 Spectrum
Scale/Div 10 dB
Log
Ref Lvl Offset 18.00 dB
Ref Level 34.00 dBm
Mkr1 2.621 636 5 GHz
-28.31 dBm
DL1 -10.00 dBm
Start 2.621500 GHz
#Res BW 1.0 MHz
#Video BW 3.0 MHz*
Stop 2.625000 GHz
#Sweep 1.00 s (1001 pts)
Dec 25, 2018
4:10:18 PM
Characterize Noise Floor required

Spectrum Analyzer 1
Swept SA
KEYSIGHT
Input: RF
Coupling: DC
Align: Auto
Input Z: 50 Ω
Corrections: Off
Freq Ref: Int (S)
NFE: Adaptive
#Atten: 26 dB
Preamp: Off
µW Path: Standard
PNO: Fast
Gate: Off
IF Gain: Low
Sig Track: Off
Avg Type: Power (RMS)
Avg|Hold: 6/100
Trig: Free Run
1 Spectrum
Scale/Div 10 dB
Log
Ref Lvl Offset 18.00 dB
Ref Level 34.00 dBm
Mkr1 2.625 090 GHz
-29.39 dBm
D1 -13.00 dBm
Start 2.625000 GHz
#Res BW 1.0 MHz
#Video BW 3.0 MHz*
Stop 2.640000 GHz
#Sweep 1.00 s (1001 pts)
Dec 25, 2018
4:10:28 PM
Characterize Noise Floor required
Frequency
Settings
Center Frequency
2.632500000 GHz
Span
15.0000000 MHz
Swept Span
Zero Span
Full Span
Start Freq
2.625000000 GHz
Stop Freq
2.640000000 GHz
AUTO TUNE
CF Step
1.500000 MHz
Auto
Man
Freq Offset
0 Hz
X Axis Scale
Log
Lin
Signal Track
(Span Zoom)
On
Off

#### 5.1.1.1.2 Test Bandwidth = 20+20

##### 5.1.1.1.2.1 Test Channel = LCH

###### 5.1.1.1.2.1.1 PCC Test RB = 1 # 0 & SCC Test RB = 0

Spectrum Analyzer 1
Swept SA
KEYSIGHT
Input: RF
Coupling: DC
Align: Auto
Input Z: 50 Ω
Corrections: Off
Freq Ref: Int (S)
NFE: Adaptive
#Atten: 26 dB
Preamp: Off
µW Path: Standard
PNO: Fast
Gate: Off
IF Gain: Low
Sig Track: Off
Avg Type: Power (RMS)
Avg|Hold: 6/100
Trig: Free Run
Frequency
Settings
Center Frequency
2.566750000 GHz
Span
3.50000000 MHz
Swept Span
Zero Span
Full Span
Start Freq
2.565000000 GHz
Stop Freq
2.568500000 GHz
AUTO TUNE
CF Step
350.000 kHz
Auto
Man
Freq Offset
0 Hz
X Axis Scale
Log
Lin
Signal Track
(Span Zoom)
On
Off
1 Spectrum
Scale/Div 10 dB
Log
Ref Lvl Offset 18.00 dB
Ref Level 34.00 dBm
Mkr1 2.568 440 5 GHz
-33.33 dBm
Start 2.565000 GHz
#Res BW 1.0 MHz
#Video BW 3.0 MHz*
Stop 2.568500 GHz
#Sweep 1.00 s (1001 pts)
Dec 25, 2018
3:42:06 PM
Characterize Noise Floor required

Spectrum Analyzer 1
Swept SA
KEYSIGHT
Input: RF
Coupling: DC
Align: Auto
Input Z: 50 Ω
Corrections: Off
Freq Ref: Int (S)
NFE: Adaptive
#Atten: 26 dB
Preamp: Off
µW Path: Standard
PNO: Best Wide
Gate: Off
IF Gain: Low
Sig Track: Off
Avg Type: Power (RMS)
Avg|Hold: 9/100
Trig: Free Run
1 Spectrum
Scale/Div 10 dB
Log
Ref Lvl Offset 18.00 dB
Ref Level 34.00 dBm
Mkr1 2.569 995 GHz
-19.79 dBm
Start 2.569000 GHz
#Res BW 430 kHz
#Video BW 1.3 MHz*
Stop 2.571000 GHz
#Sweep 1.00 s (1001 pts)
Dec 25, 2018
3:42:20 PM
Characterize Noise Floor required
Frequency
Settings
Center Frequency
2.570000000 GHz
Span
2.00000000 MHz
Swept Span
Zero Span
Full Span
Start Freq
2.569000000 GHz
Stop Freq
2.571000000 GHz
AUTO TUNE
CF Step
200.000 kHz
Auto
Man
Freq Offset
0 Hz
X Axis Scale
Log
Lin
Signal Track
(Span Zoom)
On
Off

#### 5.1.1.1.2.1.2 PCC Test RB = partial RBs #0 & SCC Test RB = 0

Spectrum Analyzer 1
Swept SA
KEYSIGHT
Input: RF
Coupling: DC
Align: Auto
Input Z: 50 Ω
Corrections: Off
Freq Ref: Int (S)
NFE: Adaptive
#Atten: 26 dB
Preamp: Off
µW Path: Standard
PNO: Fast
Gate: Off
IF Gain: Low
Sig Track: Off
Avg Type: Power (RMS)
Avg|Hold: 6/100
Trig: Free Run
1 Spectrum
Scale/Div 10 dB
Log
Ref Lvl Offset 18.00 dB
Ref Level 34.00 dBm
Mkr1 2.568 496 5 GHz
-19.16 dBm
Start 2.565000 GHz
#Res BW 1.0 MHz
#Video BW 3.0 MHz*
Stop 2.568500 GHz
#Sweep 1.00 s (1001 pts)
Dec 25, 2018
3:43:21 PM
Characterize Noise Floor required
Frequency
Settings
Center Frequency
2.566750000 GHz
Span
3.50000000 MHz
Swept Span
Zero Span
Full Span
Start Freq
2.565000000 GHz
Stop Freq
2.568500000 GHz
AUTO TUNE
CF Step
350.000 kHz
Auto
Man
Freq Offset
0 Hz
X Axis Scale
Log
Lin
Signal Track
(Span Zoom)
On
Off

Spectrum Analyzer 1
Swept SA
KEYSIGHT
Input: RF
Coupling: DC
Align: Auto
Input Z: 50 Ω
Corrections: Off
Freq Ref: Int (S)
NFE: Adaptive
#Atten: 26 dB
Preamp: Off
µW Path: Standard
PNO: Best Wide
Gate: Off
IF Gain: Low
Sig Track: Off
Avg Type: Power (RMS)
Avg|Hold: 9/100
Trig: Free Run
1 Spectrum
Scale/Div 10 dB
Log
Ref Lvl Offset 18.00 dB
Ref Level 34.00 dBm
Mkr1 2.569 990 GHz
-17.24 dBm
Start 2.569000 GHz
#Res BW 430 kHz
#Video BW 1.3 MHz*
Stop 2.571000 GHz
#Sweep 1.00 s (1001 pts)
Dec 25, 2018
3:43:34 PM
Characterize Noise Floor required
Frequency
Settings
Center Frequency
2.570000000 GHz
Span
2.00000000 MHz
Swept Span
Zero Span
Full Span
Start Freq
2.569000000 GHz
Stop Freq
2.571000000 GHz
AUTO TUNE
CF Step
200.000 kHz
Auto
Man
Freq Offset
0 Hz
X Axis Scale
Log
Lin
Signal Track
(Span Zoom)
On
Off

#### 5.1.1.1.2.1.3 PCC Test RB = full RBs & SCC Test RB = 0

Spectrum Analyzer 1
Swept SA
KEYSIGHT
Input: RF
Coupling: DC
Align: Auto
Input Z: 50 Ω
Corrections: Off
Freq Ref: Int (S)
NFE: Adaptive
#Atten: 26 dB
Preamp: Off
µW Path: Standard
PNO: Fast
Gate: Off
IF Gain: Low
Sig Track: Off
Avg Type: Power (RMS)
Avg|Hold: 6/100
Trig: Free Run
1 Spectrum
Scale/Div 10 dB
Log
Ref Lvl Offset 18.00 dB
Ref Level 34.00 dBm
Mkr1 2.568 468 5 GHz
-23.17 dBm
Start 2.565000 GHz
#Res BW 1.0 MHz
#Video BW 3.0 MHz*
Stop 2.568500 GHz
#Sweep 1.00 s (1001 pts)
Dec 25, 2018
3:44:35 PM
Characterize Noise Floor required
Frequency
Settings
Center Frequency
2.566750000 GHz
Span
3.50000000 MHz
Swept Span
Zero Span
Full Span
Start Freq
2.565000000 GHz
Stop Freq
2.568500000 GHz
AUTO TUNE
CF Step
350.000 kHz
Auto
Man
Freq Offset
0 Hz
X Axis Scale
Log
Lin
Signal Track
(Span Zoom)
On
Off

Spectrum Analyzer 1
Swept SA
KEYSIGHT
Input: RF
Coupling: DC
Align: Auto
Input Z: 50 Ω
Corrections: Off
Freq Ref: Int (S)
NFE: Adaptive
#Atten: 26 dB
Preamp: Off
µW Path: Standard
PNO: Best Wide
Gate: Off
IF Gain: Low
Sig Track: Off
Avg Type: Power (RMS)
Avg|Hold: 9/100
Trig: Free Run
1 Spectrum
Scale/Div 10 dB
Log
Ref Lvl Offset 18.00 dB
Ref Level 34.00 dBm
Mkr1 2.569 985 GHz
-24.84 dBm
Start 2.569000 GHz
#Res BW 430 kHz
#Video BW 1.3 MHz*
Stop 2.571000 GHz
#Sweep 1.00 s (1001 pts)
Dec 25, 2018
3:44:48 PM
Characterize Noise Floor required
Frequency
Settings
Center Frequency
2.570000000 GHz
Span
2.00000000 MHz
Swept Span
Zero Span
Full Span
Start Freq
2.569000000 GHz
Stop Freq
2.571000000 GHz
AUTO TUNE
CF Step
200.000 kHz
Auto
Man
Freq Offset
0 Hz
X Axis Scale
Log
Lin
Signal Track
(Span Zoom)
On
Off

#### 5.1.1.1.2.1.4 PCC Test RB = full RBs & SCC Test RB = full RBs

Huawei Proprietary and Confidential
Copyright © Huawei Technologies Co., Ltd.

Spectrum Analyzer 1
Swept SA
KEYSIGHT
Input: RF
Coupling: DC
Align: Auto
Input Z: 50 Ω
Corrections: Off
Freq Ref: Int (S)
NFE: Adaptive
#Atten: 26 dB
Preamp: Off
µW Path: Standard
PNO: Best Wide
Gate: Off
IF Gain: Low
Sig Track: Off
Avg Type: Power (RMS)
Avg|Hold: 9/100
Trig: Free Run
1 Spectrum
Scale/Div 10 dB
Log
Ref Lvl Offset 18.00 dB
Ref Level 34.00 dBm
Mkr1 2.569 985 GHz
-30.19 dBm
Start 2.569000 GHz
#Res BW 430 kHz
#Video BW 1.3 MHz*
Stop 2.571000 GHz
#Sweep 1.00 s (1001 pts)
Dec 25, 2018
3:41:06 PM
Characterize Noise Floor required
Frequency
Settings
Center Frequency
2.570000000 GHz
Span
2.00000000 MHz
Swept Span
Zero Span
Full Span
Start Freq
2.569000000 GHz
Stop Freq
2.571000000 GHz
AUTO TUNE
CF Step
200.000 kHz
Auto
Man
Freq Offset
0 Hz
X Axis Scale
Log
Lin
Signal Track
(Span Zoom)
On
Off

#### 5.1.1.1.2.2 Test Channel = HCH

##### 5.1.1.1.2.2.1 PCC Test RB = 0 & SCC Test RB = 1 # max

Spectrum Analyzer 1
Swept SA
KEYSIGHT
Input: RF
Coupling: DC
Align: Auto
Input Z: 50 Ω
Corrections: Off
Freq Ref: Int (S)
NFE: Adaptive
#Atten: 26 dB
Preamp: Off
µW Path: Standard
PNO: Fast
Gate: Off
IF Gain: Low
Sig Track: Off
Avg Type: Power (RMS)
Avg|Hold: 6/100
Trig: Free Run
1 Spectrum
Scale/Div 10 dB
Log
Ref Lvl Offset 18.00 dB
Ref Level 34.00 dBm
Mkr1 2.567 331 0 GHz
-52.27 dBm
Start 2.565000 GHz
#Res BW 1.0 MHz
#Video BW 3.0 MHz*
Stop 2.568500 GHz
#Sweep 1.00 s (1001 pts)
Dec 25, 2018
3:53:52 PM
Characterize Noise Floor required
Frequency
Settings
Center Frequency
2.566750000 GHz
Span
3.50000000 MHz
Swept Span
Zero Span
Full Span
Start Freq
2.565000000 GHz
Stop Freq
2.568500000 GHz
AUTO TUNE
CF Step
350.000 kHz
Auto
Man
Freq Offset
0 Hz
X Axis Scale
Log
Lin
Signal Track
(Span Zoom)
On
Off

Spectrum Analyzer 1
Swept SA
KEYSIGHT
Input: RF
Coupling: DC
Align: Auto
Input Z: 50 Ω
Corrections: Off
Freq Ref: Int (S)
NFE: Adaptive
#Atten: 26 dB
Preamp: Off
µW Path: Standard
PNO: Best Wide
Gate: Off
IF Gain: Low
Sig Track: Off
Avg Type: Power (RMS)
Avg|Hold: 9/100
Trig: Free Run
1 Spectrum
Scale/Div 10 dB
Log
Ref Lvl Offset 18.00 dB
Ref Level 34.00 dBm
Mkr1 2.569 165 GHz
-53.82 dBm
Start 2.569000 GHz
#Res BW 430 kHz
#Video BW 1.3 MHz*
Stop 2.571000 GHz
#Sweep 1.00 s (1001 pts)
Dec 25, 2018
3:54:05 PM
Characterize Noise Floor required
Frequency
Settings
Center Frequency
2.570000000 GHz
Span
2.00000000 MHz
Swept Span
Zero Span
Full Span
Start Freq
2.569000000 GHz
Stop Freq
2.571000000 GHz
AUTO TUNE
CF Step
200.000 kHz
Auto
Man
Freq Offset
0 Hz
X Axis Scale
Log
Lin
Signal Track
(Span Zoom)
On
Off

#### 5.1.1.1.2.2.2 PCC Test RB = 0 & SCC Test RB = partial RBs #max

Spectrum Analyzer 1
Swept SA
KEYSIGHT
Input: RF
Coupling: DC
Align: Auto
Input Z: 50 Ω
Corrections: Off
Freq Ref: Int (S)
NFE: Adaptive
#Atten: 26 dB
Preamp: Off
µW Path: Standard
PNO: Fast
Gate: Off
IF Gain: Low
Sig Track: Off
Avg Type: Power (RMS)
Avg|Hold: 6/100
Trig: Free Run
Frequency
Settings
Center Frequency
2.566750000 GHz
Span
3.50000000 MHz
Swept Span
Zero Span
Full Span
Start Freq
2.565000000 GHz
Stop Freq
2.568500000 GHz
AUTO TUNE
CF Step
350.000 kHz
Auto
Man
Freq Offset
0 Hz
X Axis Scale
Log
Lin
Signal Track
(Span Zoom)
On
Off
1 Spectrum
Scale/Div 10 dB
Log
Ref Lvl Offset 18.00 dB
Ref Level 34.00 dBm
Mkr1 2.566 498 0 GHz
-51.89 dBm
Start 2.565000 GHz
#Res BW 1.0 MHz
#Video BW 3.0 MHz*
Stop 2.568500 GHz
#Sweep 1.00 s (1001 pts)
Dec 25, 2018
3:55:06 PM
Characterize Noise Floor required

Spectrum Analyzer 1
Swept SA
KEYSIGHT
Input: RF
Coupling: DC
Align: Auto
Input Z: 50 Ω
Corrections: Off
Freq Ref: Int (S)
NFE: Adaptive
#Atten: 26 dB
Preamp: Off
µW Path: Standard
PNO: Best Wide
Gate: Off
IF Gain: Low
Sig Track: Off
Avg Type: Power (RMS)
Avg|Hold: 9/100
Trig: Free Run
1 Spectrum
Scale/Div 10 dB
Log
Ref Lvl Offset 18.00 dB
Ref Level 34.00 dBm
Mkr1 2.569 790 GHz
-55.20 dBm
Start 2.569000 GHz
#Res BW 430 kHz
#Video BW 1.3 MHz*
Stop 2.571000 GHz
#Sweep 1.00 s (1001 pts)
Dec 25, 2018
3:55:19 PM
Characterize Noise Floor required
Frequency
Settings
Center Frequency
2.570000000 GHz
Span
2.00000000 MHz
Swept Span
Zero Span
Full Span
Start Freq
2.569000000 GHz
Stop Freq
2.571000000 GHz
AUTO TUNE
CF Step
200.000 kHz
Auto
Man
Freq Offset
0 Hz
X Axis Scale
Log
Lin
Signal Track
(Span Zoom)
On
Off

#### 5.1.1.1.2.2.3 PCC Test RB = 0 & SCC Test RB = full RBs

Spectrum Analyzer 1
Swept SA
KEYSIGHT
Input: RF
Coupling: DC
Align: Auto
Input Z: 50 Ω
Corrections: Off
Freq Ref: Int (S)
NFE: Adaptive
#Atten: 26 dB
Preamp: Off
µW Path: Standard
PNO: Fast
Gate: Off
IF Gain: Low
Sig Track: Off
Avg Type: Power (RMS)
Avg|Hold: 6/100
Trig: Free Run
1 Spectrum
Scale/Div 10 dB
Log
Ref Lvl Offset 18.00 dB
Ref Level 34.00 dBm
Mkr1 2.568 209 5 GHz
-49.36 dBm
DL1 -10.00 dBm
Start 2.565000 GHz
#Res BW 1.0 MHz
#Video BW 3.0 MHz*
Stop 2.568500 GHz
#Sweep 1.00 s (1001 pts)
Dec 25, 2018
3:56:20 PM
Characterize Noise Floor required
Frequency
Settings
Center Frequency
2.566750000 GHz
Span
3.50000000 MHz
Swept Span
Zero Span
Full Span
Start Freq
2.565000000 GHz
Stop Freq
2.568500000 GHz
AUTO TUNE
CF Step
350.000 kHz
Auto
Man
Freq Offset
0 Hz
X Axis Scale
Log
Lin
Signal Track
(Span Zoom)
On
Off

Spectrum Analyzer 1
Swept SA
KEYSIGHT
Input: RF
Coupling: DC
Align: Auto
Input Z: 50 Ω
Corrections: Off
Freq Ref: Int (S)
NFE: Adaptive
#Atten: 26 dB
Preamp: Off
µW Path: Standard
PNO: Best Wide
Gate: Off
IF Gain: Low
Sig Track: Off
Avg Type: Power (RMS)
Avg|Hold: 9/100
Trig: Free Run
1 Spectrum
Scale/Div 10 dB
Log
Ref Lvl Offset 18.00 dB
Ref Level 34.00 dBm
Mkr1 2.569 115 GHz
-52.06 dBm
Start 2.569000 GHz
#Res BW 430 kHz
#Video BW 1.3 MHz*
Stop 2.571000 GHz
#Sweep 1.00 s (1001 pts)
Dec 25, 2018
3:56:34 PM
Characterize Noise Floor required
Frequency
Settings
Center Frequency
2.570000000 GHz
Span
2.00000000 MHz
Swept Span
Zero Span
Full Span
Start Freq
2.569000000 GHz
Stop Freq
2.571000000 GHz
AUTO TUNE
CF Step
200.000 kHz
Auto
Man
Freq Offset
0 Hz
X Axis Scale
Log
Lin
Signal Track
(Span Zoom)
On
Off

#### 5.1.1.1.2.2.4 PCC Test RB = full RBs & SCC Test RB = full RBs

Spectrum Analyzer 1
Swept SA
KEYSIGHT
Input: RF
Coupling: DC
Align: Auto
Input Z: 50 Ω
Corrections: Off
Freq Ref: Int (S)
NFE: Adaptive
#Atten: 26 dB
Preamp: Off
µW Path: Standard
PNO: Fast
Gate: Off
IF Gain: Low
Sig Track: Off
Avg Type: Power (RMS)
Avg|Hold: 6/100
Trig: Free Run
1 Spectrum
Scale/Div 10 dB
Log
Ref Lvl Offset 18.00 dB
Ref Level 34.00 dBm
Mkr1 2.568 055 5 GHz
-30.19 dBm
Start 2.565000 GHz
#Res BW 1.0 MHz
#Video BW 3.0 MHz*
Stop 2.568500 GHz
#Sweep 1.00 s (1001 pts)
Dec 25, 2018
3:52:37 PM
Characterize Noise Floor required
Frequency
Settings
Center Frequency
2.566750000 GHz
Span
3.50000000 MHz
Swept Span
Zero Span
Full Span
Start Freq
2.565000000 GHz
Stop Freq
2.568500000 GHz
AUTO TUNE
CF Step
350.000 kHz
Auto
Man
Freq Offset
0 Hz
X Axis Scale
Log
Lin
Signal Track
(Span Zoom)
On
Off

Spectrum Analyzer 1
Swept SA
KEYSIGHT
Input: RF
Coupling: DC
Align: Auto
Input Z: 50 Ω
Corrections: Off
Freq Ref: Int (S)
NFE: Adaptive
#Atten: 26 dB
Preamp: Off
µW Path: Standard
PNO: Best Wide
Gate: Off
IF Gain: Low
Sig Track: Off
Avg Type: Power (RMS)
Avg|Hold: 9/100
Trig: Free Run
1 Spectrum
Scale/Div 10 dB
Log
Ref Lvl Offset 18.00 dB
Ref Level 34.00 dBm
Mkr1 2.569 415 GHz
-33.83 dBm
Start 2.569000 GHz
#Res BW 430 kHz
#Video BW 1.3 MHz*
Stop 2.571000 GHz
#Sweep 1.00 s (1001 pts)
Dec 25, 2018
3:52:50 PM
Characterize Noise Floor required
Frequency
Settings
Center Frequency
2.570000000 GHz
Span
2.00000000 MHz
Swept Span
Zero Span
Full Span
Start Freq
2.569000000 GHz
Stop Freq
2.571000000 GHz
AUTO TUNE
CF Step
200.000 kHz
Auto
Man
Freq Offset
0 Hz
X Axis Scale
Log
Lin
Signal Track
(Span Zoom)
On
Off

#### 5.1.1.2 Test Mode = LTE/TM2

##### 5.1.1.2.1 Test Bandwidth = 15+15

###### 5.1.1.2.1.1 Test Channel = LCH

###### 5.1.1.2.1.1.1 PCC Test RB = 1 # 0 & SCC Test RB = 0

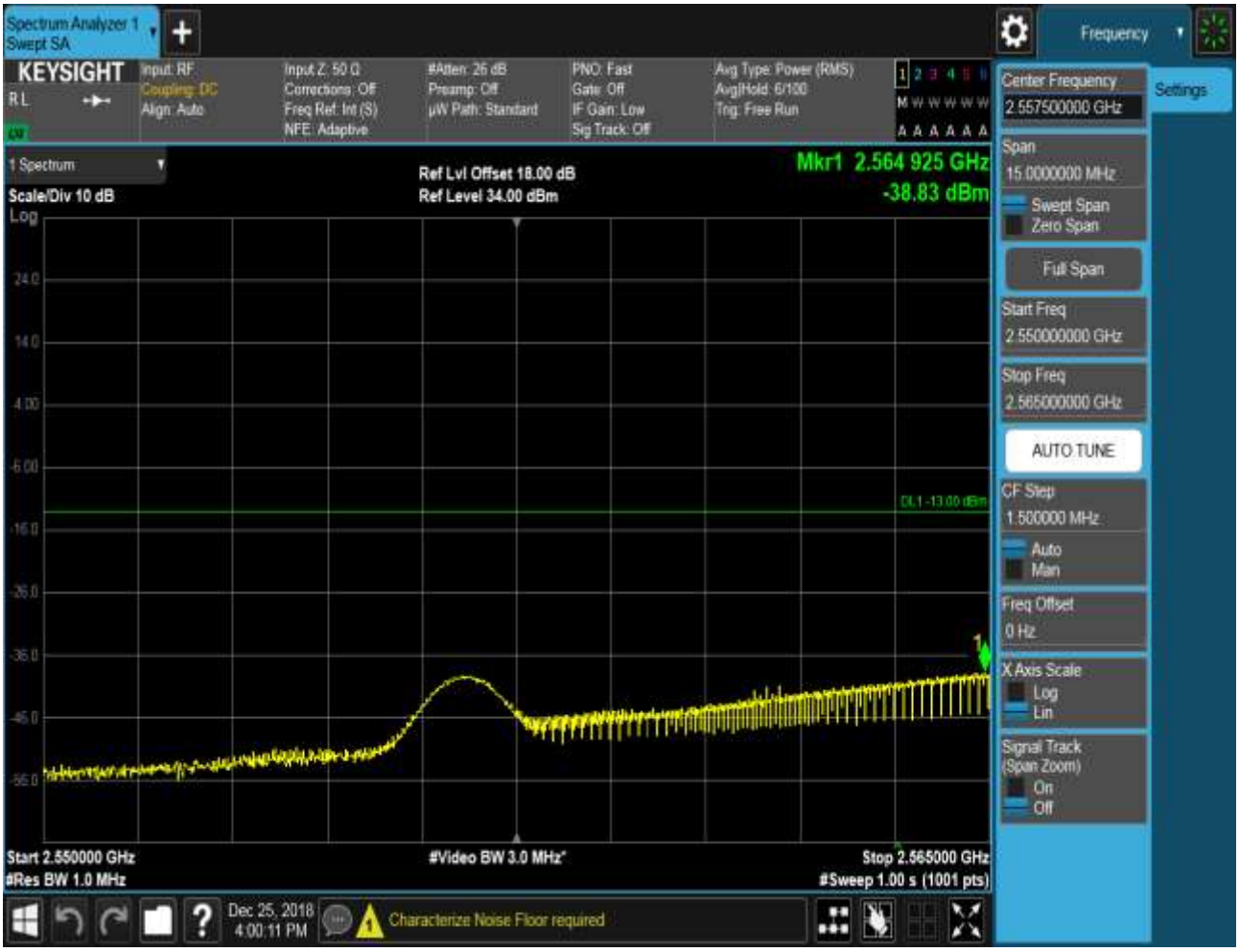

Spectrum Analyzer 1
Swept SA
KEYSIGHT
Input: RF
Coupling: DC
Align: Auto
Input Z: 50 Ω
Corrections: Off
Freq Ref: Int (S)
NFE: Adaptive
#Atten: 26 dB
Preamp: Off
µW Path: Standard
PNO: Fast
Gate: Off
IF Gain: Low
Sig Track: Off
Avg Type: Power (RMS)
Avg|Hold: 6/100
Trig: Free Run
1 Spectrum
Scale/Div 10 dB
Log
Ref Lvl Offset 18.00 dB
Ref Level 34.00 dBm
Mkr1 2.568 496 5 GHz
-32.52 dBm
Start 2.565000 GHz
#Res BW 1.0 MHz
#Video BW 3.0 MHz*
Stop 2.568500 GHz
#Sweep 1.00 s (1001 pts)
Dec 25, 2018
4:00:21 PM
Characterize Noise Floor required
Frequency
Settings
Center Frequency
2.566750000 GHz
Span
3.50000000 MHz
Swept Span
Zero Span
Full Span
Start Freq
2.565000000 GHz
Stop Freq
2.568500000 GHz
AUTO TUNE
CF Step
350.000 kHz
Auto
Man
Freq Offset
0 Hz
X Axis Scale
Log
Lin
Signal Track
(Span Zoom)
On
Off

Spectrum Analyzer 1
Swept SA
KEYSIGHT
Input: RF
Coupling: DC
Align: Auto
Input Z: 50 Ω
Corrections: Off
Freq Ref: Int (S)
NFE: Adaptive
#Atten: 26 dB
Preamp: Off
µW Path: Standard
PNO: Best Wide
Gate: Off
IF Gain: Low
Sig Track: Off
Avg Type: Power (RMS)
Avg|Hold: 9/100
Trig: Free Run
1 Spectrum
Scale/Div 10 dB
Log
Ref Lvl Offset 18.00 dB
Ref Level 34.00 dBm
Mkr1 2.569 995 GHz
-17.02 dBm
Start 2.569000 GHz
#Res BW 330 kHz
#Video BW 1.0 MHz*
Stop 2.571000 GHz
#Sweep 1.00 s (1001 pts)
Dec 25, 2018
4:00:34 PM
Characterize Noise Floor required
Frequency
Settings
Center Frequency
2.570000000 GHz
Span
2.00000000 MHz
Swept Span
Zero Span
Full Span
Start Freq
2.569000000 GHz
Stop Freq
2.571000000 GHz
AUTO TUNE
CF Step
200.000 kHz
Auto
Man
Freq Offset
0 Hz
X Axis Scale
Log
Lin
Signal Track
(Span Zoom)
On
Off

#### 5.1.1.2.1.1.2 PCC Test RB = partial RBs #0 & SCC Test RB = 0

Spectrum Analyzer 1
Swept SA
KEYSIGHT
Input: RF
Coupling: DC
Align: Auto
Input Z: 50 Ω
Corrections: Off
Freq Ref: Int (S)
NFE: Adaptive
#Atten: 26 dB
Preamp: Off
µW Path: Standard
PNO: Fast
Gate: Off
IF Gain: Low
Sig Track: Off
Avg Type: Power (RMS)
Avg|Hold: 6/100
Trig: Free Run
Frequency
Settings
Center Frequency
2.566750000 GHz
Span
3.50000000 MHz
Swept Span
Zero Span
Full Span
Start Freq
2.565000000 GHz
Stop Freq
2.568500000 GHz
AUTO TUNE
CF Step
350.000 kHz
Auto
Man
Freq Offset
0 Hz
X Axis Scale
Log
Lin
Signal Track
(Span Zoom)
On
Off
1 Spectrum
Scale/Div 10 dB
Log
Ref Lvl Offset 18.00 dB
Ref Level 34.00 dBm
Mkr1 2.568 496 5 GHz
-20.11 dBm
Start 2.565000 GHz
#Res BW 1.0 MHz
#Video BW 3.0 MHz*
Stop 2.568500 GHz
#Sweep 1.00 s (1001 pts)
Dec 25, 2018
4:01:36 PM
Characterize Noise Floor required

Spectrum Analyzer 1
Swept SA
KEYSIGHT
Input: RF
Coupling: DC
Align: Auto
Input Z: 50 Ω
Corrections: Off
Freq Ref: Int (S)
NFE: Adaptive
#Atten: 26 dB
Preamp: Off
µW Path: Standard
PNO: Best Wide
Gate: Off
IF Gain: Low
Sig Track: Off
Avg Type: Power (RMS)
Avg|Hold: 9/100
Trig: Free Run
1 Spectrum
Scale/Div 10 dB
Log
Ref Lvl Offset 18.00 dB
Ref Level 34.00 dBm
Mkr1 2.569 995 GHz
-17.16 dBm
Start 2.569000 GHz
#Res BW 330 kHz
#Video BW 1.0 MHz*
Stop 2.571000 GHz
#Sweep 1.00 s (1001 pts)
Dec 25, 2018
4:01:50 PM
Characterize Noise Floor required
Frequency
Settings
Center Frequency
2.570000000 GHz
Span
2.00000000 MHz
Swept Span
Zero Span
Full Span
Start Freq
2.569000000 GHz
Stop Freq
2.571000000 GHz
AUTO TUNE
CF Step
200.000 kHz
Auto
Man
Freq Offset
0 Hz
X Axis Scale
Log
Lin
Signal Track
(Span Zoom)
On
Off

#### 5.1.1.2.1.1.3 PCC Test RB = full RBs & SCC Test RB = 0

Spectrum Analyzer 1
Swept SA
KEYSIGHT
Input: RF
Coupling: DC
Align: Auto
Input Z: 50 Ω
Corrections: Off
Freq Ref: Int (S)
NFE: Adaptive
#Atten: 26 dB
Preamp: Off
µW Path: Standard
PNO: Fast
Gate: Off
IF Gain: Low
Sig Track: Off
Avg Type: Power (RMS)
Avg|Hold: 6/100
Trig: Free Run
Frequency
Settings
Center Frequency
2.566750000 GHz
Span
3.50000000 MHz
Swept Span
Zero Span
Full Span
Start Freq
2.565000000 GHz
Stop Freq
2.568500000 GHz
AUTO TUNE
CF Step
350.000 kHz
Auto
Man
Freq Offset
0 Hz
X Axis Scale
Log
Lin
Signal Track
(Span Zoom)
On
Off
1 Spectrum
Scale/Div 10 dB
Log
Ref Lvl Offset 18.00 dB
Ref Level 34.00 dBm
Mkr1 2.568 055 5 GHz
-22.65 dBm
Start 2.565000 GHz
#Res BW 1.0 MHz
#Video BW 3.0 MHz*
Stop 2.568500 GHz
#Sweep 1.00 s (1001 pts)
Dec 25, 2018
4:02:51 PM
Characterize Noise Floor required

Spectrum Analyzer 1
Swept SA
KEYSIGHT
Input: RF
Coupling: DC
Align: Auto
Input Z: 50 Ω
Corrections: Off
Freq Ref: Int (S)
NFE: Adaptive
#Atten: 26 dB
Preamp: Off
µW Path: Standard
PNO: Best Wide
Gate: Off
IF Gain: Low
Sig Track: Off
Avg Type: Power (RMS)
Avg|Hold: 9/100
Trig: Free Run
1 Spectrum
Scale/Div 10 dB
Log
Ref Lvl Offset 18.00 dB
Ref Level 34.00 dBm
Mkr1 2.569 995 GHz
-24.77 dBm
Start 2.569000 GHz
#Res BW 330 kHz
#Video BW 1.0 MHz*
Stop 2.571000 GHz
#Sweep 1.00 s (1001 pts)
Dec 25, 2018
4:03:04 PM
Characterize Noise Floor required
Frequency
Settings
Center Frequency
2.570000000 GHz
Span
2.00000000 MHz
Swept Span
Zero Span
Full Span
Start Freq
2.569000000 GHz
Stop Freq
2.571000000 GHz
AUTO TUNE
CF Step
200.000 kHz
Auto
Man
Freq Offset
0 Hz
X Axis Scale
Log
Lin
Signal Track
(Span Zoom)
On
Off

#### 5.1.1.2.1.1.4 PCC Test RB = full RBs & SCC Test RB = full RBs

Spectrum Analyzer 1
Swept SA
KEYSIGHT
Input: RF
Coupling: DC
Align: Auto
Input Z: 50 Ω
Corrections: Off
Freq Ref: Int (S)
NFE: Adaptive
#Atten: 26 dB
Preamp: Off
µW Path: Standard
PNO: Fast
Gate: Off
IF Gain: Low
Sig Track: Off
Avg Type: Power (RMS)
Avg|Hold: 6/100
Trig: Free Run
1 Spectrum
Scale/Div 10 dB
Log
Ref Lvl Offset 18.00 dB
Ref Level 34.00 dBm
Mkr1 2.567 166 5 GHz
-28.41 dBm
Start 2.565000 GHz
#Res BW 1.0 MHz
#Video BW 3.0 MHz*
Stop 2.568500 GHz
#Sweep 1.00 s (1001 pts)
Dec 25, 2018
3:59:07 PM
Characterize Noise Floor required
Frequency
Settings
Center Frequency
2.566750000 GHz
Span
3.50000000 MHz
Swept Span
Zero Span
Full Span
Start Freq
2.565000000 GHz
Stop Freq
2.568500000 GHz
AUTO TUNE
CF Step
350.000 kHz
Auto
Man
Freq Offset
0 Hz
X Axis Scale
Log
Lin
Signal Track
(Span Zoom)
On
Off

Spectrum Analyzer 1
Swept SA
KEYSIGHT
Input: RF
Coupling: DC
Align: Auto
Input Z: 50 Ω
Corrections: Off
Freq Ref: Int (S)
NFE: Adaptive
#Atten: 26 dB
Preamp: Off
µW Path: Standard
PNO: Best Wide
Gate: Off
IF Gain: Low
Sig Track: Off
Avg Type: Power (RMS)
Avg|Hold: 9/100
Trig: Free Run
1 Spectrum
Scale/Div 10 dB
Log
Ref Lvl Offset 18.00 dB
Ref Level 34.00 dBm
Mkr1 2.570 000 GHz
-30.59 dBm
Start 2.569000 GHz
#Res BW 330 kHz
#Video BW 1.0 MHz*
Stop 2.571000 GHz
#Sweep 1.00 s (1001 pts)
Dec 25, 2018
3:59:20 PM
Characterize Noise Floor required
Frequency
Settings
Center Frequency
2.570000000 GHz
Span
2.00000000 MHz
Swept Span
Zero Span
Full Span
Start Freq
2.569000000 GHz
Stop Freq
2.571000000 GHz
AUTO TUNE
CF Step
200.000 kHz
Auto
Man
Freq Offset
0 Hz
X Axis Scale
Log
Lin
Signal Track
(Span Zoom)
On
Off

#### 5.1.1.2.1.2 Test Channel = HCH

##### 5.1.1.2.1.2.1 PCC Test RB = 0 & SCC Test RB = 1 # max

Copyright © Huawei Technologies Co., Ltd.

Spectrum Analyzer 1
Swept SA
KEYSIGHT
Input: RF
Coupling: DC
Align: Auto
Input Z: 50 Ω
Corrections: Off
Freq Ref: Int (S)
NFE: Adaptive
#Atten: 26 dB
Preamp: Off
µW Path: Standard
PNO: Fast
Gate: Off
IF Gain: Low
Sig Track: Off
Avg Type: Power (RMS)
Avg|Hold: 6/100
Trig: Free Run
1 Spectrum
Scale/Div 10 dB
Log
Ref Lvl Offset 18.00 dB
Ref Level 34.00 dBm
Mkr1 2.621 503 5 GHz
-33.17 dBm
Start 2.621500 GHz
#Res BW 1.0 MHz
#Video BW 3.0 MHz*
Stop 2.625000 GHz
#Sweep 1.00 s (1001 pts)
Dec 25, 2018
4:12:12 PM
Characterize Noise Floor required
Frequency
Settings
Center Frequency
2.623250000 GHz
Span
3.50000000 MHz
Swept Span
Zero Span
Full Span
Start Freq
2.621500000 GHz
Stop Freq
2.625000000 GHz
AUTO TUNE
CF Step
350.000 kHz
Auto
Man
Freq Offset
0 Hz
X Axis Scale
Log
Lin
Signal Track
(Span Zoom)
On
Off

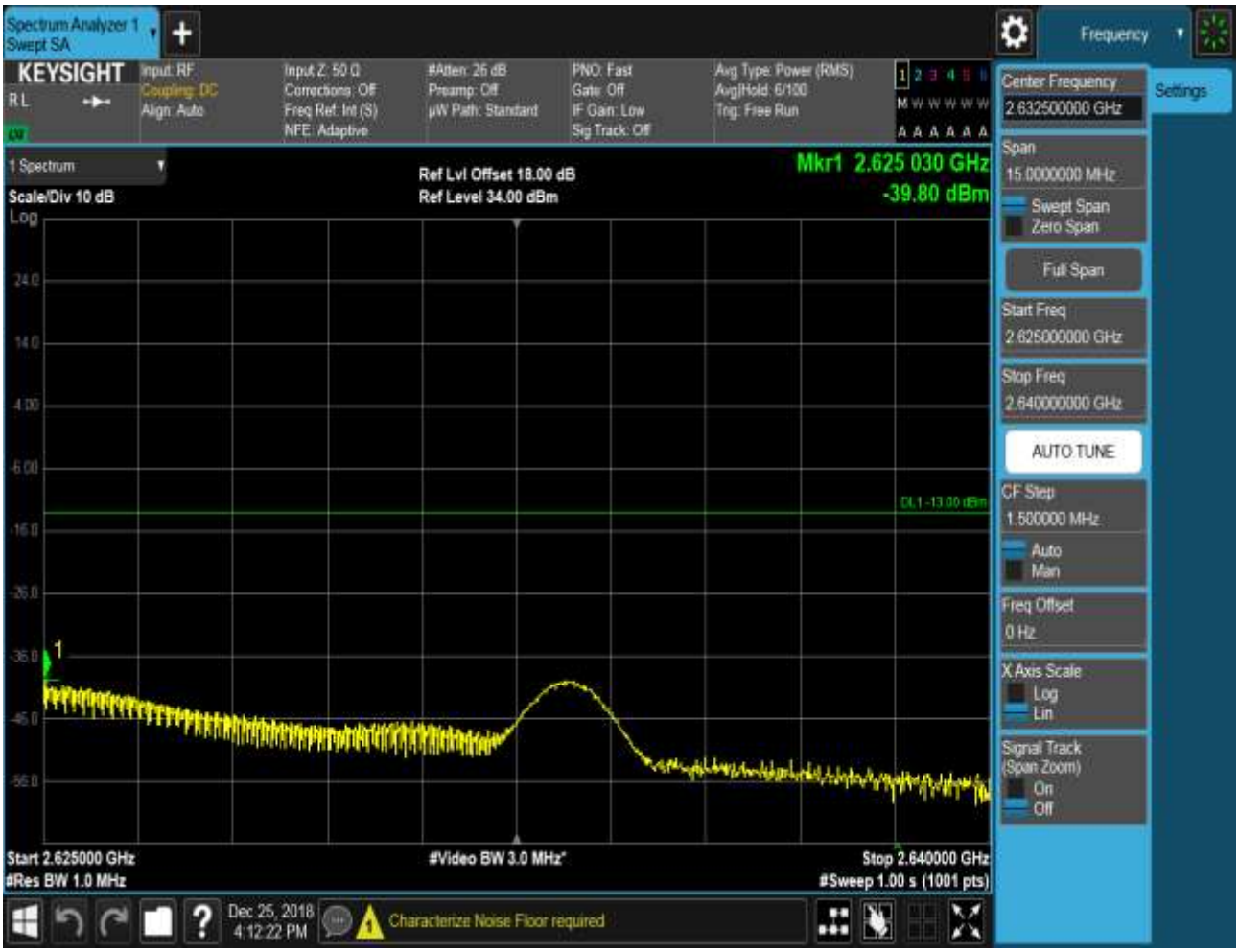
Spectrum Analyzer 1
Swept SA
KEYSIGHT
Input: RF
Coupling: DC
Align: Auto
Input Z: 50 Ω
Corrections: Off
Freq Ref: Int (S)
NFE: Adaptive
#Atten: 26 dB
Preamp: Off
µW Path: Standard
PNO: Fast
Gate: Off
IF Gain: Low
Sig Track: Off
Avg Type: Power (RMS)
Avg|Hold: 6/100
Trig: Free Run
1 Spectrum
Scale/Div 10 dB
Log
Ref Lvl Offset 18.00 dB
Ref Level 34.00 dBm
Mkr1 2.625 030 GHz
-39.80 dBm
D1 -13.00 dBm
Start 2.625000 GHz
#Res BW 1.0 MHz
#Video BW 3.0 MHz*
Stop 2.640000 GHz
#Sweep 1.00 s (1001 pts)
Dec 25, 2018
4:12:22 PM
Characterize Noise Floor required
Frequency
Settings
Center Frequency
2.632500000 GHz
Span
15.0000000 MHz
Swept Span
Zero Span
Full Span
Start Freq
2.625000000 GHz
Stop Freq
2.640000000 GHz
AUTO TUNE
CF Step
1.500000 MHz
Auto
Man
Freq Offset
0 Hz
X Axis Scale
Log
Lin
Signal Track
(Span Zoom)
On
Off

#### 5.1.1.2.1.2.2 PCC Test RB = 0 & SCC Test RB = partial RBs #max

Spectrum Analyzer 1
Swept SA
KEYSIGHT
Input: RF
Coupling: DC
Align: Auto
Input Z: 50 Ω
Corrections: Off
Freq Ref: Int (S)
NFE: Adaptive
#Atten: 26 dB
Preamp: Off
µW Path: Standard
PNO: Fast
Gate: Off
IF Gain: Low
Sig Track: Off
Avg Type: Power (RMS)
Avg|Hold: 6/100
Trig: Free Run
1 Spectrum
Scale/Div 10 dB
Log
Ref Lvl Offset 18.00 dB
Ref Level 34.00 dBm
Mkr1 2.621 507 0 GHz
-23.95 dBm
DL1 -10.00 dBm
Start 2.621500 GHz
#Res BW 1.0 MHz
#Video BW 3.0 MHz*
Stop 2.625000 GHz
#Sweep 1.00 s (1001 pts)
Dec 25, 2018
4:13:26 PM
Characterize Noise Floor required
Frequency
Settings
Center Frequency
2.623250000 GHz
Span
3.50000000 MHz
Swept Span
Zero Span
Full Span
Start Freq
2.621500000 GHz
Stop Freq
2.625000000 GHz
AUTO TUNE
CF Step
350.000 kHz
Auto
Man
Freq Offset
0 Hz
X Axis Scale
Log
Lin
Signal Track
(Span Zoom)
On
Off

Spectrum Analyzer 1
Swept SA
KEYSIGHT
Input: RF
Coupling: DC
Align: Auto
Input Z: 50 Ω
Corrections: Off
Freq Ref: Int (S)
NFE: Adaptive
#Atten: 26 dB
Preamp: Off
µW Path: Standard
PNO: Fast
Gate: Off
IF Gain: Low
Sig Track: Off
Avg Type: Power (RMS)
Avg|Hold: 6/100
Trig: Free Run
1 Spectrum
Scale/Div 10 dB
Log
Ref Lvl Offset 18.00 dB
Ref Level 34.00 dBm
Mkr1 2.625 105 GHz
-38.88 dBm
Start 2.625000 GHz
#Res BW 1.0 MHz
#Video BW 3.0 MHz*
Stop 2.640000 GHz
#Sweep 1.00 s (1001 pts)
Dec 25, 2018
4:13:36 PM
Characterize Noise Floor required
Frequency
Settings
Center Frequency
2.632500000 GHz
Span
15.0000000 MHz
Swept Span
Zero Span
Full Span
Start Freq
2.625000000 GHz
Stop Freq
2.640000000 GHz
AUTO TUNE
CF Step
1.500000 MHz
Auto
Man
Freq Offset
0 Hz
X Axis Scale
Log
Lin
Signal Track
(Span Zoom)
On
Off

#### 5.1.1.2.1.2.3 PCC Test RB = 0 & SCC Test RB = full RBs

Spectrum Analyzer 1
Swept SA
KEYSIGHT
Input: RF
Coupling: DC
Align: Auto
Input Z: 50 Ω
Corrections: Off
Freq Ref: Int (S)
NFE: Adaptive
#Atten: 26 dB
Preamp: Off
µW Path: Standard
PNO: Fast
Gate: Off
IF Gain: Low
Sig Track: Off
Avg Type: Power (RMS)
Avg|Hold: 6/100
Trig: Free Run
Frequency
Settings
Center Frequency
2.623250000 GHz
Span
3.50000000 MHz
Swept Span
Zero Span
Full Span
Start Freq
2.621500000 GHz
Stop Freq
2.625000000 GHz
AUTO TUNE
CF Step
350.000 kHz
Auto
Man
Freq Offset
0 Hz
X Axis Scale
Log
Lin
Signal Track
(Span Zoom)
On
Off
1 Spectrum
Scale/Div 10 dB
Log
Ref Lvl Offset 18.00 dB
Ref Level 34.00 dBm
Mkr1 2.621 531 5 GHz
-27.22 dBm
Start 2.621500 GHz
#Res BW 1.0 MHz
#Video BW 3.0 MHz*
Stop 2.625000 GHz
#Sweep 1.00 s (1001 pts)
Dec 25, 2018
4:14:40 PM
Characterize Noise Floor required

Spectrum Analyzer 1
Swept SA
KEYSIGHT
Input: RF
Coupling: DC
Align: Auto
Input Z: 50 Ω
Corrections: Off
Freq Ref: Int (S)
NFE: Adaptive
#Atten: 26 dB
Preamp: Off
µW Path: Standard
PNO: Fast
Gate: Off
IF Gain: Low
Sig Track: Off
Avg Type: Power (RMS)
Avg|Hold: 6/100
Trig: Free Run
1 Spectrum
Scale/Div 10 dB
Log
Ref Lvl Offset 18.00 dB
Ref Level 34.00 dBm
Mkr1 2.625 060 GHz
-29.49 dBm
D1 -13.00 dBm
Start 2.625000 GHz
#Res BW 1.0 MHz
#Video BW 3.0 MHz*
Stop 2.640000 GHz
#Sweep 1.00 s (1001 pts)
Dec 25, 2018
4:14:50 PM
Characterize Noise Floor required
Frequency
Settings
Center Frequency
2.632500000 GHz
Span
15.0000000 MHz
Swept Span
Zero Span
Full Span
Start Freq
2.625000000 GHz
Stop Freq
2.640000000 GHz
AUTO TUNE
CF Step
1.500000 MHz
Auto
Man
Freq Offset
0 Hz
X Axis Scale
Log
Lin
Signal Track
(Span Zoom)
On
Off

#### 5.1.1.2.1.2.4 PCC Test RB = full RBs & SCC Test RB = full RBs