#05 GSM850_Right Cheek_Ch251

DUT: 152003

Communication System: Generic GSM; Frequency: 848.8 MHz;Duty Cycle: 1:8.3
Medium: HSL_835_110604 Medium parameters used: f = 849 MHz; σ = 0.922 mho/m; ε_r = 41.5; ρ = 1000 kg/m^3
Ambient Temperature：23.4 ℃; Liquid Temperature：21.5 ℃

DASY5 Configuration:
- Probe: ET3DV6 - SN1788; ConvF(6.23, 6.23, 6.23); Calibrated: 2010-9-21
- Sensor-Surface: 4mm (Mechanical Surface Detection)
- Electronics: DAE4 Sn1210; Calibrated: 2010-11-18
- Phantom: SAM3; Type: SAM; Serial: TP-1477
- Measurement SW: DASY5, V5.2 Build 157; SEMCAD X Version 14.0 Build 59

Ch251/Area Scan (51x91x1): Measurement grid: dx=15mm, dy=15mm
Maximum value of SAR (interpolated) = 0.807 mW/g

Ch251/Zoom Scan (5x5x7)/Cube 0: Measurement grid: dx=8mm, dy=8mm, dz=5mm
Reference Value = 14.9 V/m; Power Drift = -0.112 dB
Peak SAR (extrapolated) = 0.912 W/kg
SAR(1 g) = 0.720 mW/g; SAR(10 g) = 0.527 mW/g
Maximum value of SAR (measured) = 0.777 mW/g


mW/g
0.807
0.646
0.484
0.323
0.161
0

#05 GSM850_Right Cheek_Ch251_2D

DUT: 152003

Communication System: Generic GSM; Frequency: 848.8 MHz;Duty Cycle: 1:8.3
Medium: HSL_835_110604 Medium parameters used: f = 849 MHz; σ = 0.922 mho/m; ε_r = 41.5; ρ = 1000 kg/m^3
Ambient Temperature：23.4 ℃; Liquid Temperature：21.5 ℃

DASY5 Configuration:
- Probe: ET3DV6 - SN1788; ConvF(6.23, 6.23, 6.23); Calibrated: 2010-9-21
- Sensor-Surface: 4mm (Mechanical Surface Detection)
- Electronics: DAE4 Sn1210; Calibrated: 2010-11-18
- Phantom: SAM3; Type: SAM; Serial: TP-1477
- Measurement SW: DASY5, V5.2 Build 157; SEMCAD X Version 14.0 Build 59

Ch251/Area Scan (51x91x1): Measurement grid: dx=15mm, dy=15mm
Maximum value of SAR (interpolated) = 0.807 mW/g

Ch251/Zoom Scan (5x5x7)/Cube 0: Measurement grid: dx=8mm, dy=8mm, dz=5mm
Reference Value = 14.9 V/m; Power Drift = -0.112 dB
Peak SAR (extrapolated) = 0.912 W/kg
SAR(1 g) = 0.720 mW/g; SAR(10 g) = 0.527 mW/g
Maximum value of SAR (measured) = 0.777 mW/g

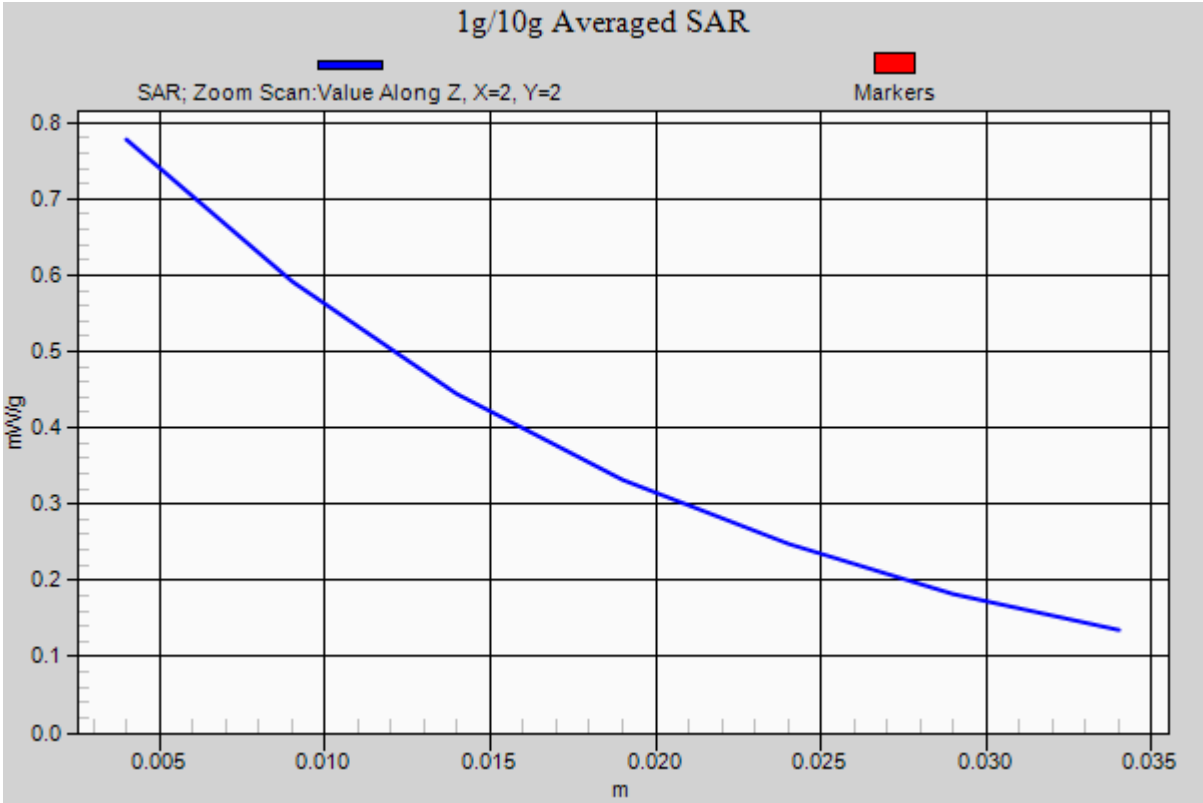
1g/10g Averaged SAR
SAR; Zoom Scan:Value Along Z, X=2, Y=2
Markers
mW/g
0.8
0.7
0.6
0.5
0.4
0.3
0.2
0.1
0.0
0.005
0.010
0.015
0.020
0.025
0.030
0.035
m

#06 GSM850_Right Tilted_Ch251

DUT: 152003

Communication System: Generic GSM; Frequency: 848.8 MHz;Duty Cycle: 1:8.3
Medium: HSL_835_110604 Medium parameters used: f = 849 MHz; σ = 0.922 mho/m; ε_r = 41.5; ρ = 1000 kg/m^3
Ambient Temperature：23.4 ℃; Liquid Temperature：21.5 ℃

DASY5 Configuration:
- Probe: ET3DV6 - SN1788; ConvF(6.23, 6.23, 6.23); Calibrated: 2010-9-21
- Sensor-Surface: 4mm (Mechanical Surface Detection)
- Electronics: DAE4 Sn1210; Calibrated: 2010-11-18
- Phantom: SAM3; Type: SAM; Serial: TP-1477
- Measurement SW: DASY5, V5.2 Build 157; SEMCAD X Version 14.0 Build 59

Ch251/Area Scan (51x91x1): Measurement grid: dx=15mm, dy=15mm
Maximum value of SAR (interpolated) = 0.433 mW/g

Ch251/Zoom Scan (5x5x7)/Cube 0: Measurement grid: dx=8mm, dy=8mm, dz=5mm
Reference Value = 17.1 V/m; Power Drift = -0.108 dB
Peak SAR (extrapolated) = 0.516 W/kg
SAR(1 g) = 0.408 mW/g; SAR(10 g) = 0.302 mW/g
Maximum value of SAR (measured) = 0.429 mW/g


mW/g
0.433
0.346
0.260
0.173
0.087
0

#07 GSM850_Left Cheek_Ch251

DUT: 152003

Communication System: Generic GSM; Frequency: 848.8 MHz;Duty Cycle: 1:8.3
Medium: HSL_835_110604 Medium parameters used: f = 849 MHz; σ = 0.922 mho/m; ε_r = 41.5; ρ = 1000 kg/m^3
Ambient Temperature：23.4 ℃; Liquid Temperature：21.5 ℃

DASY5 Configuration:
- Probe: ET3DV6 - SN1788; ConvF(6.23, 6.23, 6.23); Calibrated: 2010-9-21
- Sensor-Surface: 4mm (Mechanical Surface Detection)
- Electronics: DAE4 Sn1210; Calibrated: 2010-11-18
- Phantom: SAM3; Type: SAM; Serial: TP-1477
- Measurement SW: DASY5, V5.2 Build 157; SEMCAD X Version 14.0 Build 59

Ch251/Area Scan (51x91x1): Measurement grid: dx=15mm, dy=15mm
Maximum value of SAR (interpolated) = 0.743 mW/g

Ch251/Zoom Scan (5x5x7)/Cube 0: Measurement grid: dx=8mm, dy=8mm, dz=5mm
Reference Value = 13.3 V/m; Power Drift = 0.102 dB
Peak SAR (extrapolated) = 0.860 W/kg
SAR(1 g) = 0.686 mW/g; SAR(10 g) = 0.502 mW/g
Maximum value of SAR (measured) = 0.723 mW/g


mW/g
0.743
0.594
0.446
0.297
0.149
0
y
z
x

#08 GSM850_Left Tilted_Ch251

DUT: 152003

Communication System: Generic GSM; Frequency: 848.8 MHz;Duty Cycle: 1:8.3
Medium: HSL_835_110604 Medium parameters used: f = 849 MHz; σ = 0.922 mho/m; ε_r = 41.5; ρ = 1000 kg/m^3
Ambient Temperature：23.4 ℃; Liquid Temperature：21.5 ℃

DASY5 Configuration:
- Probe: ET3DV6 - SN1788; ConvF(6.23, 6.23, 6.23); Calibrated: 2010-9-21
- Sensor-Surface: 4mm (Mechanical Surface Detection)
- Electronics: DAE4 Sn1210; Calibrated: 2010-11-18
- Phantom: SAM3; Type: SAM; Serial: TP-1477
- Measurement SW: DASY5, V5.2 Build 157; SEMCAD X Version 14.0 Build 59

Ch251/Area Scan (51x91x1): Measurement grid: dx=15mm, dy=15mm
Maximum value of SAR (interpolated) = 0.406 mW/g

Ch251/Zoom Scan (5x5x7)/Cube 0: Measurement grid: dx=8mm, dy=8mm, dz=5mm
Reference Value = 15.5 V/m; Power Drift = -0.107 dB
Peak SAR (extrapolated) = 0.479 W/kg
SAR(1 g) = 0.374 mW/g; SAR(10 g) = 0.277 mW/g
Maximum value of SAR (measured) = 0.399 mW/g

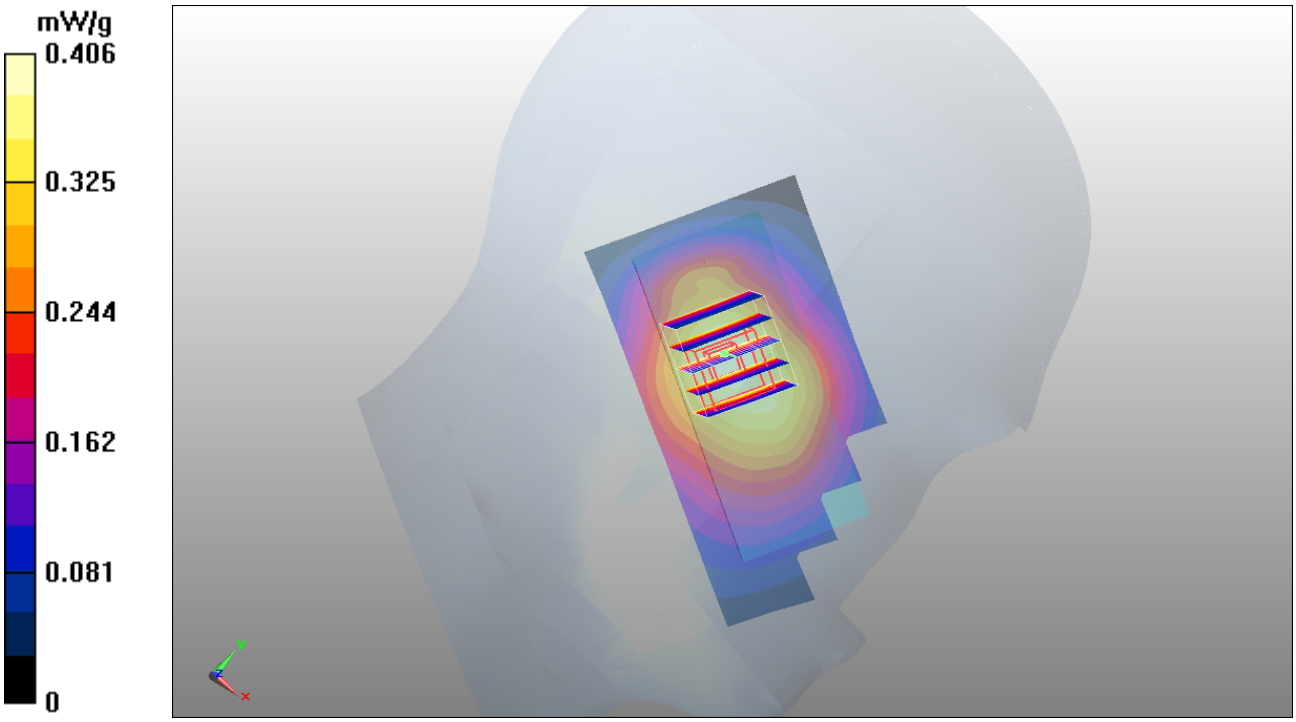
mW/g
0.406
0.325
0.244
0.162
0.081
0
Y
X

#01 GSM1900_Right Cheek_Ch810

DUT: 152003

Communication System: Generic GSM; Frequency: 1909.8 MHz;Duty Cycle: 1:8.3
Medium: HSL_1900_110604 Medium parameters used: f = 1910 MHz; σ = 1.45 mho/m; ε_r = 39.6; ρ = 1000 kg/m^3
Ambient Temperature：23.3 ℃; Liquid Temperature：21.3 ℃

DASY5 Configuration:
- Probe: ET3DV6 - SN1788; ConvF(5.03, 5.03, 5.03); Calibrated: 2010-9-21
- Sensor-Surface: 4mm (Mechanical Surface Detection)
- Electronics: DAE4 Sn1210; Calibrated: 2010-11-18
- Phantom: SAM3; Type: SAM; Serial: TP-1477
- Measurement SW: DASY5, V5.2 Build 157; SEMCAD X Version 14.0 Build 59

Ch810/Area Scan (51x91x1): Measurement grid: dx=15mm, dy=15mm
Maximum value of SAR (interpolated) = 0.234 mW/g

Ch810/Zoom Scan (5x5x7)/Cube 0: Measurement grid: dx=8mm, dy=8mm, dz=5mm
Reference Value = 6.11 V/m; Power Drift = 0.090 dB
Peak SAR (extrapolated) = 0.299 W/kg
SAR(1 g) = 0.201 mW/g; SAR(10 g) = 0.131 mW/g
Maximum value of SAR (measured) = 0.214 mW/g

Ch810/Zoom Scan (5x5x7)/Cube 1: Measurement grid: dx=8mm, dy=8mm, dz=5mm
Reference Value = 6.11 V/m; Power Drift = 0.090 dB
Peak SAR (extrapolated) = 0.227 W/kg
SAR(1 g) = 0.152 mW/g; SAR(10 g) = 0.099 mW/g
Maximum value of SAR (measured) = 0.180 mW/g

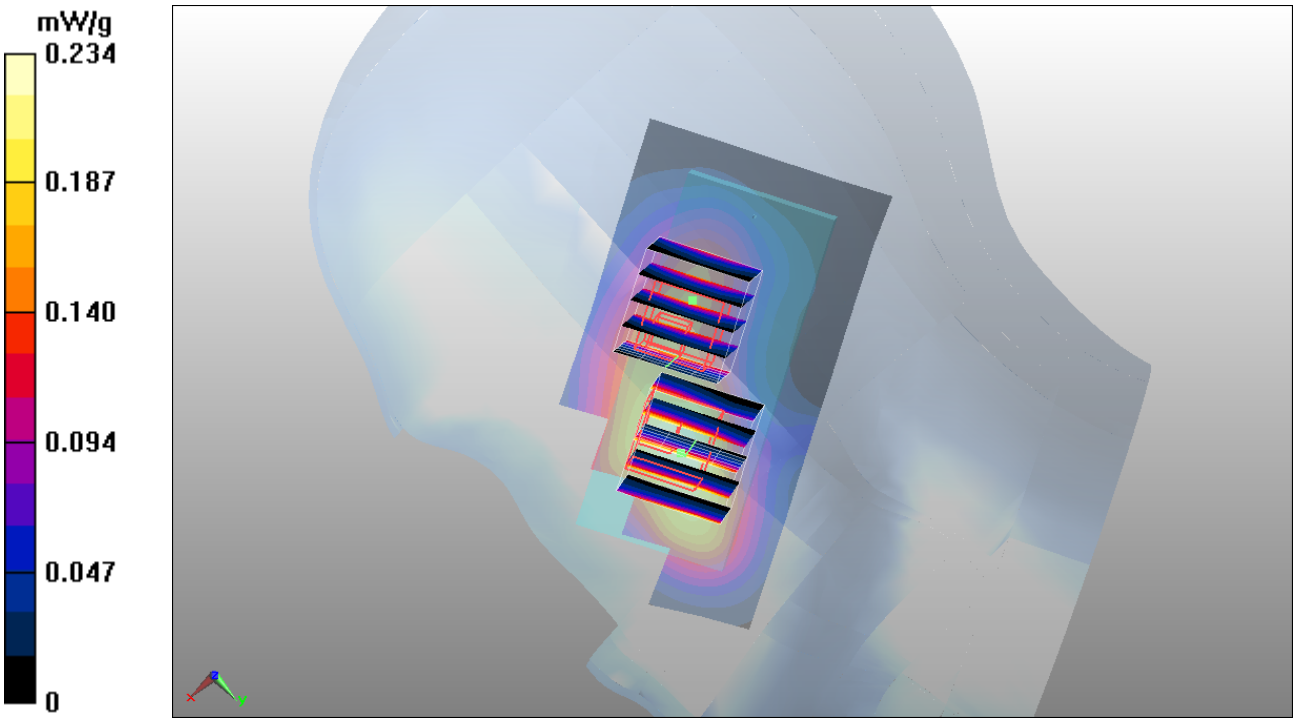
mW/g
0.234
0.187
0.140
0.094
0.047
0

#01 GSM1900_Right Cheek_Ch810_2D

DUT: 152003

Communication System: Generic GSM; Frequency: 1909.8 MHz;Duty Cycle: 1:8.3
Medium: HSL_1900_110604 Medium parameters used: f = 1910 MHz; σ = 1.45 mho/m; ε_r = 39.6; ρ = 1000 kg/m^3
Ambient Temperature：23.3 ℃; Liquid Temperature：21.3 ℃

DASY5 Configuration:
- Probe: ET3DV6 - SN1788; ConvF(5.03, 5.03, 5.03); Calibrated: 2010-9-21
- Sensor-Surface: 4mm (Mechanical Surface Detection)
- Electronics: DAE4 Sn1210; Calibrated: 2010-11-18
- Phantom: SAM3; Type: SAM; Serial: TP-1477
- Measurement SW: DASY5, V5.2 Build 157; SEMCAD X Version 14.0 Build 59

Ch810/Area Scan (51x91x1): Measurement grid: dx=15mm, dy=15mm
Maximum value of SAR (interpolated) = 0.234 mW/g

Ch810/Zoom Scan (5x5x7)/Cube 0: Measurement grid: dx=8mm, dy=8mm, dz=5mm
Reference Value = 6.11 V/m; Power Drift = 0.090 dB
Peak SAR (extrapolated) = 0.299 W/kg
SAR(1 g) = 0.201 mW/g; SAR(10 g) = 0.131 mW/g
Maximum value of SAR (measured) = 0.214 mW/g

Ch810/Zoom Scan (5x5x7)/Cube 1: Measurement grid: dx=8mm, dy=8mm, dz=5mm
Reference Value = 6.11 V/m; Power Drift = 0.090 dB
Peak SAR (extrapolated) = 0.227 W/kg
SAR(1 g) = 0.152 mW/g; SAR(10 g) = 0.099 mW/g
Maximum value of SAR (measured) = 0.180 mW/g

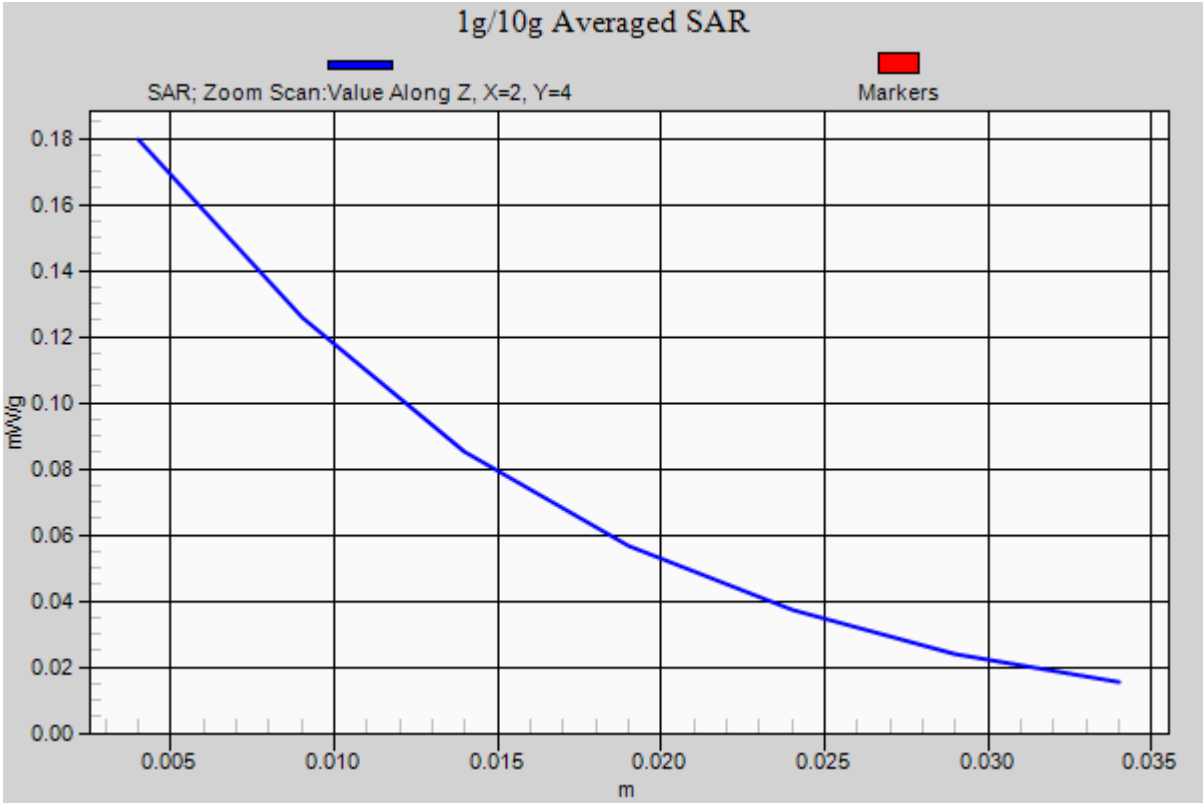
1g/10g Averaged SAR
SAR; Zoom Scan:Value Along Z, X=2, Y=4
Markers
mW/g
0.18
0.16
0.14
0.12
0.10
0.08
0.06
0.04
0.02
0.00
0.005
0.010
0.015
0.020
0.025
0.030
0.035
m

#02 GSM1900_Right Tilted_Ch810

DUT: 152003

Communication System: Generic GSM; Frequency: 1909.8 MHz;Duty Cycle: 1:8.3
Medium: HSL_1900_110604 Medium parameters used: f = 1910 MHz; σ = 1.45 mho/m; ε_r = 39.6; ρ = 1000 kg/m^3
Ambient Temperature：23.3 ℃; Liquid Temperature：21.3 ℃

DASY5 Configuration:
- Probe: ET3DV6 - SN1788; ConvF(5.03, 5.03, 5.03); Calibrated: 2010-9-21
- Sensor-Surface: 4mm (Mechanical Surface Detection)
- Electronics: DAE4 Sn1210; Calibrated: 2010-11-18
- Phantom: SAM3; Type: SAM; Serial: TP-1477
- Measurement SW: DASY5, V5.2 Build 157; SEMCAD X Version 14.0 Build 59

Ch810/Area Scan (51x91x1): Measurement grid: dx=15mm, dy=15mm
Maximum value of SAR (interpolated) = 0.116 mW/g

Ch810/Zoom Scan (5x5x7)/Cube 0: Measurement grid: dx=8mm, dy=8mm, dz=5mm
Reference Value = 7.97 V/m; Power Drift = -0.039 dB
Peak SAR (extrapolated) = 0.151 W/kg
SAR(1 g) = 0.103 mW/g; SAR(10 g) = 0.063 mW/g
Maximum value of SAR (measured) = 0.109 mW/g

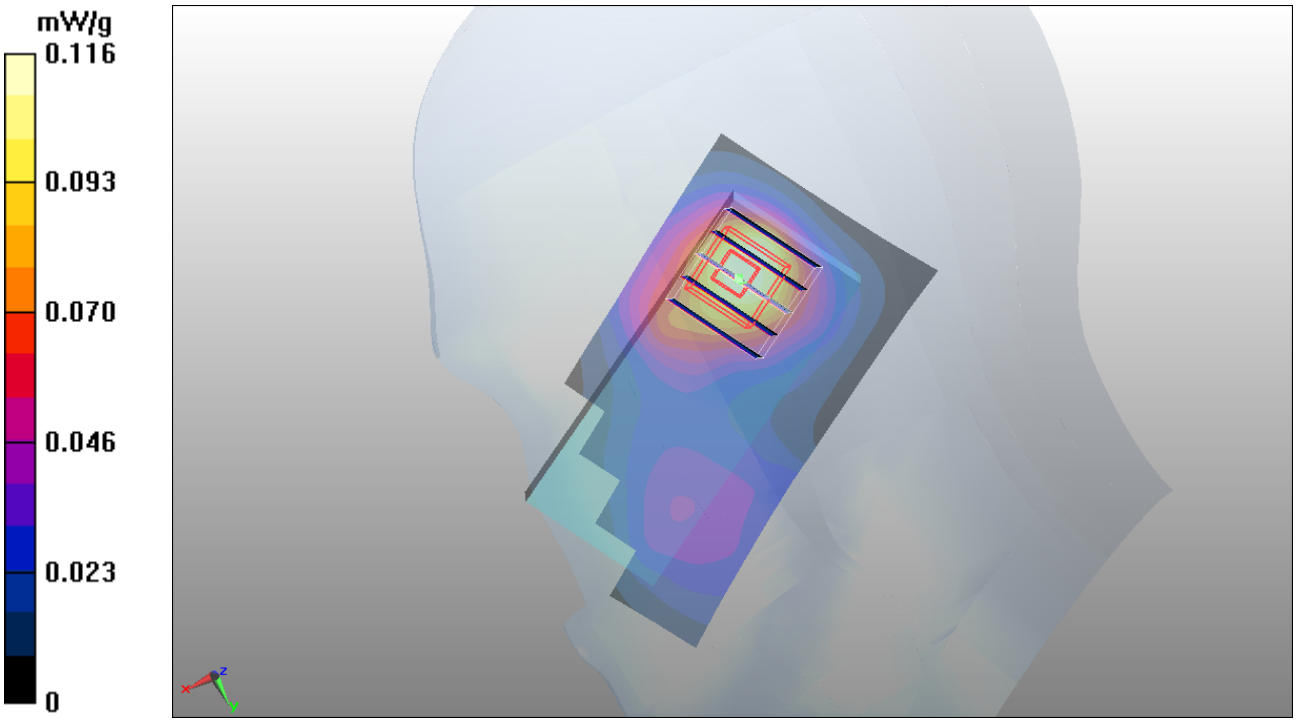
mW/g
0.116
0.093
0.070
0.046
0.023
0

#03 GSM1900_Left Cheek_Ch810

DUT: 152003

Communication System: Generic GSM; Frequency: 1909.8 MHz;Duty Cycle: 1:8.3
Medium: HSL_1900_110604 Medium parameters used: f = 1910 MHz; σ = 1.45 mho/m; ε_r = 39.6; ρ = 1000 kg/m^3
Ambient Temperature：23.3 ℃; Liquid Temperature：21.3 ℃

DASY5 Configuration:
- Probe: ET3DV6 - SN1788; ConvF(5.03, 5.03, 5.03); Calibrated: 2010-9-21
- Sensor-Surface: 4mm (Mechanical Surface Detection)
- Electronics: DAE4 Sn1210; Calibrated: 2010-11-18
- Phantom: SAM3; Type: SAM; Serial: TP-1477
- Measurement SW: DASY5, V5.2 Build 157; SEMCAD X Version 14.0 Build 59

Ch810/Area Scan (51x91x1): Measurement grid: dx=15mm, dy=15mm
Maximum value of SAR (interpolated) = 0.209 mW/g

Ch810/Zoom Scan (5x5x7)/Cube 0: Measurement grid: dx=8mm, dy=8mm, dz=5mm
Reference Value = 5.44 V/m; Power Drift = 0.130 dB
Peak SAR (extrapolated) = 0.290 W/kg
SAR(1 g) = 0.193 mW/g; SAR(10 g) = 0.119 mW/g
Maximum value of SAR (measured) = 0.206 mW/g

Ch810/Zoom Scan (5x5x7)/Cube 1: Measurement grid: dx=8mm, dy=8mm, dz=5mm
Reference Value = 5.44 V/m; Power Drift = 0.130 dB
Peak SAR (extrapolated) = 0.244 W/kg
SAR(1 g) = 0.162 mW/g; SAR(10 g) = 0.104 mW/g
Maximum value of SAR (measured) = 0.181 mW/g


mW/g
0.209
0.167
0.125
0.084
0.042
0

#04 GSM1900_Left Tilted_Ch810

DUT: 152003

Communication System: Generic GSM; Frequency: 1909.8 MHz;Duty Cycle: 1:8.3
Medium: HSL_1900_110604 Medium parameters used: f = 1910 MHz; σ = 1.45 mho/m; ε_r = 39.6; ρ = 1000 kg/m^3
Ambient Temperature：23.3 ℃; Liquid Temperature：21.3 ℃

DASY5 Configuration:
- Probe: ET3DV6 - SN1788; ConvF(5.03, 5.03, 5.03); Calibrated: 2010-9-21
- Sensor-Surface: 4mm (Mechanical Surface Detection)
- Electronics: DAE4 Sn1210; Calibrated: 2010-11-18
- Phantom: SAM3; Type: SAM; Serial: TP-1477
- Measurement SW: DASY5, V5.2 Build 157; SEMCAD X Version 14.0 Build 59

Ch810/Area Scan (51x91x1): Measurement grid: dx=15mm, dy=15mm
Maximum value of SAR (interpolated) = 0.078 mW/g

Ch810/Zoom Scan (5x5x7)/Cube 0: Measurement grid: dx=8mm, dy=8mm, dz=5mm
Reference Value = 6.83 V/m; Power Drift = 0.00941 dB
Peak SAR (extrapolated) = 0.097 W/kg
SAR(1 g) = 0.068 mW/g; SAR(10 g) = 0.043 mW/g
Maximum value of SAR (measured) = 0.072 mW/g


mW/g
0.078
0.062
0.047
0.031
0.016
0

#09 GSM850_GPRS10_Face_1.5cm_Ch251

DUT: 152003

Communication System: GPRS/EDGE 10; Frequency: 848.8 MHz;Duty Cycle: 1:4
Medium: MSL_835_110604 Medium parameters used: f = 849 MHz; σ = 0.989 mho/m; ε_r = 54.3; ρ = 1000 kg/m^3
Ambient Temperature：23.4 ℃; Liquid Temperature：21.5 ℃

DASY5 Configuration:
- Probe: ET3DV6 - SN1788; ConvF(5.99, 5.99, 5.99); Calibrated: 2010-9-21
- Sensor-Surface: 4mm (Mechanical Surface Detection)
- Electronics: DAE4 Sn1210; Calibrated: 2010-11-18
- Phantom: SAM1; Type: SAM; Serial: TP-1479
- Measurement SW: DASY5, V5.2 Build 157; SEMCAD X Version 14.0 Build 59

Ch251/Area Scan (41x91x1): Measurement grid: dx=15mm, dy=15mm
Maximum value of SAR (interpolated) = 0.575 mW/g

Ch251/Zoom Scan (5x5x7)/Cube 0: Measurement grid: dx=8mm, dy=8mm, dz=5mm
Reference Value = 24.3 V/m; Power Drift = -0.104 dB
Peak SAR (extrapolated) = 0.691 W/kg
SAR(1 g) = 0.539 mW/g; SAR(10 g) = 0.388 mW/g
Maximum value of SAR (measured) = 0.573 mW/g

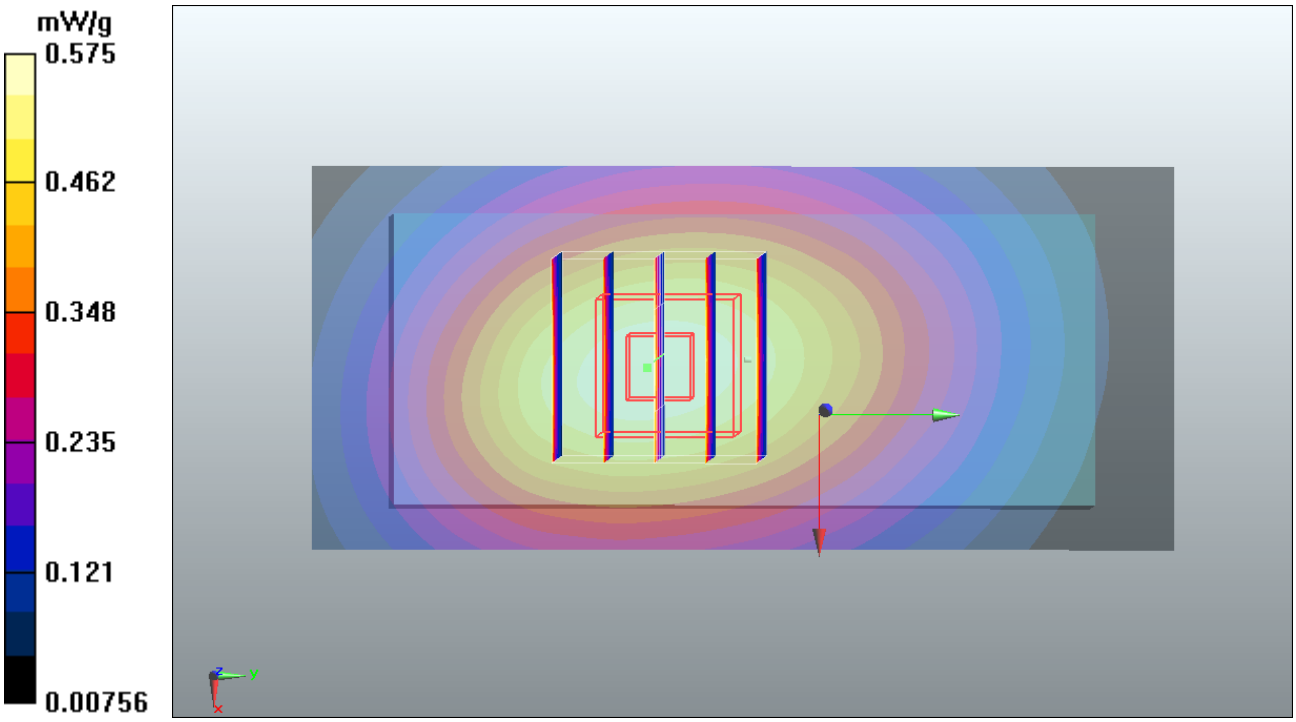
mW/g
0.575
0.462
0.348
0.235
0.121
0.00756

#10 GSM850_GPRS10_Bottom_1.5cm_Ch251

DUT: 152003

Communication System: GPRS/EDGE 10; Frequency: 848.8 MHz;Duty Cycle: 1:4
Medium: MSL_835_110604 Medium parameters used: f = 849 MHz; σ = 0.989 mho/m; ε_r = 54.3; ρ = 1000 kg/m^3
Ambient Temperature：23.4 ℃; Liquid Temperature：21.5 ℃

DASY5 Configuration:
- Probe: ET3DV6 - SN1788; ConvF(5.99, 5.99, 5.99); Calibrated: 2010-9-21
- Sensor-Surface: 4mm (Mechanical Surface Detection)
- Electronics: DAE4 Sn1210; Calibrated: 2010-11-18
- Phantom: SAM1; Type: SAM; Serial: TP-1479
- Measurement SW: DASY5, V5.2 Build 157; SEMCAD X Version 14.0 Build 59

Ch251/Area Scan (41x91x1): Measurement grid: dx=15mm, dy=15mm
Maximum value of SAR (interpolated) = 0.818 mW/g

Ch251/Zoom Scan (5x5x7)/Cube 0: Measurement grid: dx=8mm, dy=8mm, dz=5mm
Reference Value = 28.7 V/m; Power Drift = -0.023 dB
Peak SAR (extrapolated) = 0.996 W/kg
SAR(1 g) = 0.775 mW/g; SAR(10 g) = 0.555 mW/g
Maximum value of SAR (measured) = 0.824 mW/g

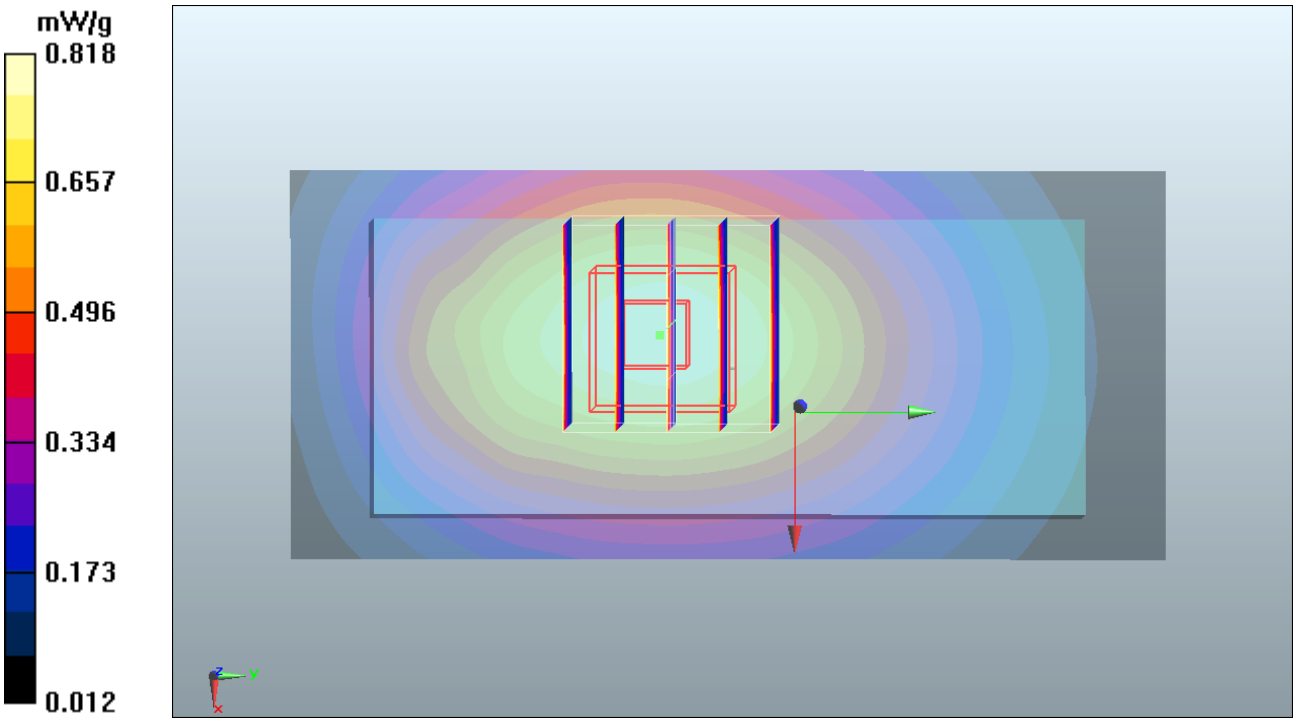
mW/g
0.818
0.657
0.496
0.334
0.173
0.012

#10 GSM850_GPRS10_Bottom_1.5cm_Ch251_2D

DUT: 152003

Communication System: GPRS/EDGE 10; Frequency: 848.8 MHz;Duty Cycle: 1:4
Medium: MSL_835_110604 Medium parameters used: f = 849 MHz; σ = 0.989 mho/m; ε_r = 54.3; ρ = 1000 kg/m^3
Ambient Temperature：23.4 ℃; Liquid Temperature：21.5 ℃

DASY5 Configuration:
- Probe: ET3DV6 - SN1788; ConvF(5.99, 5.99, 5.99); Calibrated: 2010-9-21
- Sensor-Surface: 4mm (Mechanical Surface Detection)
- Electronics: DAE4 Sn1210; Calibrated: 2010-11-18
- Phantom: SAM1; Type: SAM; Serial: TP-1479
- Measurement SW: DASY5, V5.2 Build 157; SEMCAD X Version 14.0 Build 59

Ch251/Area Scan (41x91x1): Measurement grid: dx=15mm, dy=15mm
Maximum value of SAR (interpolated) = 0.818 mW/g

Ch251/Zoom Scan (5x5x7)/Cube 0: Measurement grid: dx=8mm, dy=8mm, dz=5mm
Reference Value = 28.7 V/m; Power Drift = -0.023 dB
Peak SAR (extrapolated) = 0.996 W/kg
SAR(1 g) = 0.775 mW/g; SAR(10 g) = 0.555 mW/g
Maximum value of SAR (measured) = 0.824 mW/g

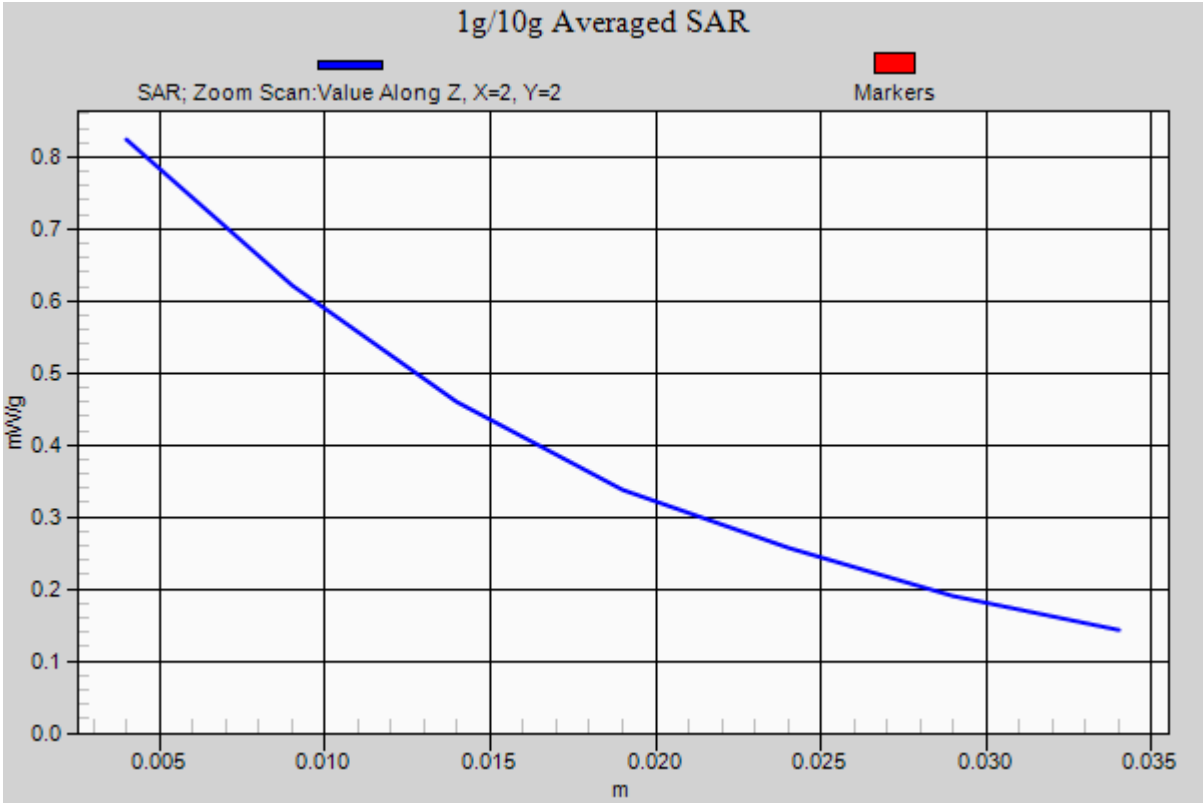
1g/10g Averaged SAR
SAR; Zoom Scan:Value Along Z, X=2, Y=2
Markers
mW/g
0.0
0.1
0.2
0.3
0.4
0.5
0.6
0.7
0.8
0.005
0.010
0.015
0.020
0.025
0.030
0.035
m

#11 GSM1900_GPRS10_Face_1.5cm_Ch810

DUT: 152003

Communication System: GPRS/EDGE 10; Frequency: 1909.8 MHz;Duty Cycle: 1:4
Medium: MSL_1900_110604 Medium parameters used: f = 1910 MHz; σ = 1.54 mho/m; ε_r = 52.4; ρ = 1000 kg/m^3
Ambient Temperature：23.4 ℃; Liquid Temperature：21.4 ℃

DASY5 Configuration:
- Probe: ET3DV6 - SN1788; ConvF(4.39, 4.39, 4.39); Calibrated: 2010-9-21
- Sensor-Surface: 4mm (Mechanical Surface Detection)
- Electronics: DAE4 Sn1210; Calibrated: 2010-11-18
- Phantom: SAM1; Type: SAM; Serial: TP-1479
- Measurement SW: DASY5, V5.2 Build 157; SEMCAD X Version 14.0 Build 59

Ch810/Area Scan (41x91x1): Measurement grid: dx=15mm, dy=15mm
Maximum value of SAR (interpolated) = 0.231 mW/g

Ch810/Zoom Scan (5x5x7)/Cube 0: Measurement grid: dx=8mm, dy=8mm, dz=5mm
Reference Value = 7.69 V/m; Power Drift = -0.00664 dB
Peak SAR (extrapolated) = 0.292 W/kg
SAR(1 g) = 0.209 mW/g; SAR(10 g) = 0.130 mW/g
Maximum value of SAR (measured) = 0.228 mW/g

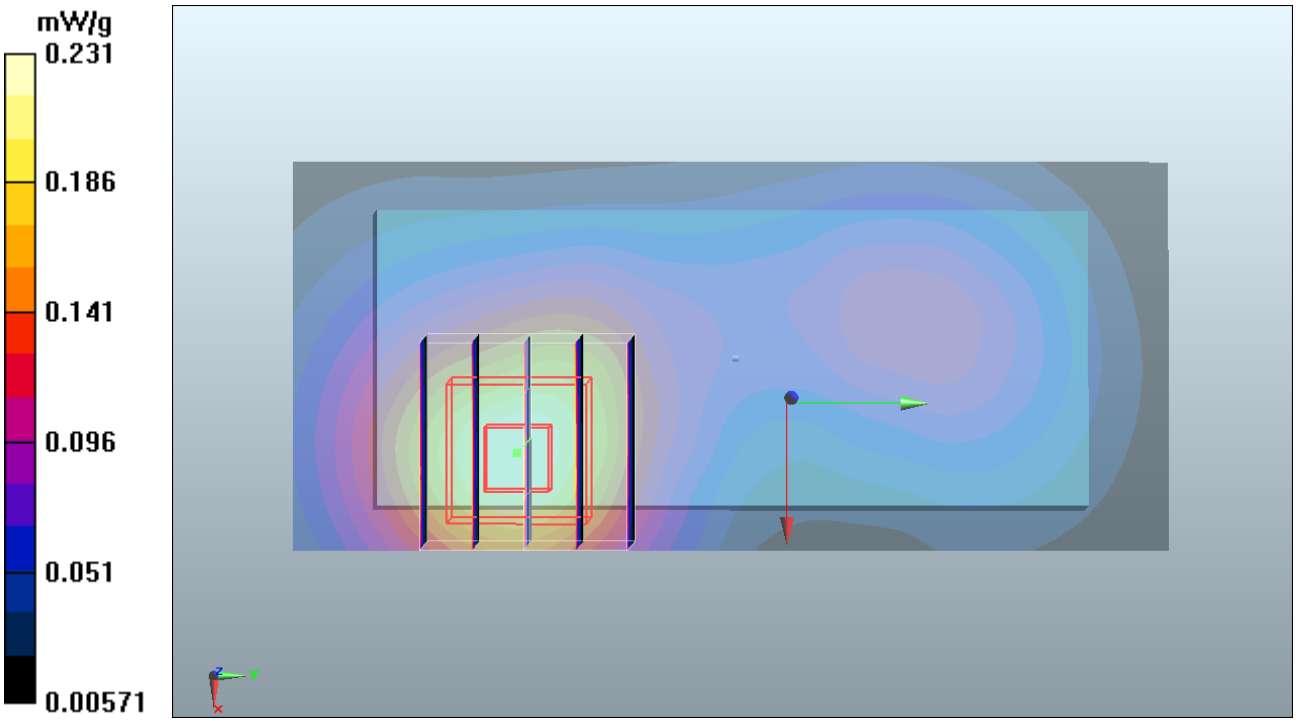
mW/g
0.231
0.186
0.141
0.096
0.051
0.00571

#12 GSM1900_GPRS10_Bottom_1.5cm_Ch810

DUT: 152003

Communication System: GPRS/EDGE 10; Frequency: 1909.8 MHz;Duty Cycle: 1:4
Medium: MSL_1900_110604 Medium parameters used: f = 1910 MHz; σ = 1.54 mho/m; ε_r = 52.4; ρ = 1000 kg/m^3
Ambient Temperature：23.4 ℃; Liquid Temperature：21.4 ℃

DASY5 Configuration:
- Probe: ET3DV6 - SN1788; ConvF(4.39, 4.39, 4.39); Calibrated: 2010-9-21
- Sensor-Surface: 4mm (Mechanical Surface Detection)
- Electronics: DAE4 Sn1210; Calibrated: 2010-11-18
- Phantom: SAM1; Type: SAM; Serial: TP-1479
- Measurement SW: DASY5, V5.2 Build 157; SEMCAD X Version 14.0 Build 59

Ch810/Area Scan (41x91x1): Measurement grid: dx=15mm, dy=15mm
Maximum value of SAR (interpolated) = 0.453 mW/g

Ch810/Zoom Scan (5x5x7)/Cube 0: Measurement grid: dx=8mm, dy=8mm, dz=5mm
Reference Value = 7.85 V/m; Power Drift = -0.054 dB
Peak SAR (extrapolated) = 0.550 W/kg
SAR(1 g) = 0.392 mW/g; SAR(10 g) = 0.238 mW/g
Maximum value of SAR (measured) = 0.423 mW/g

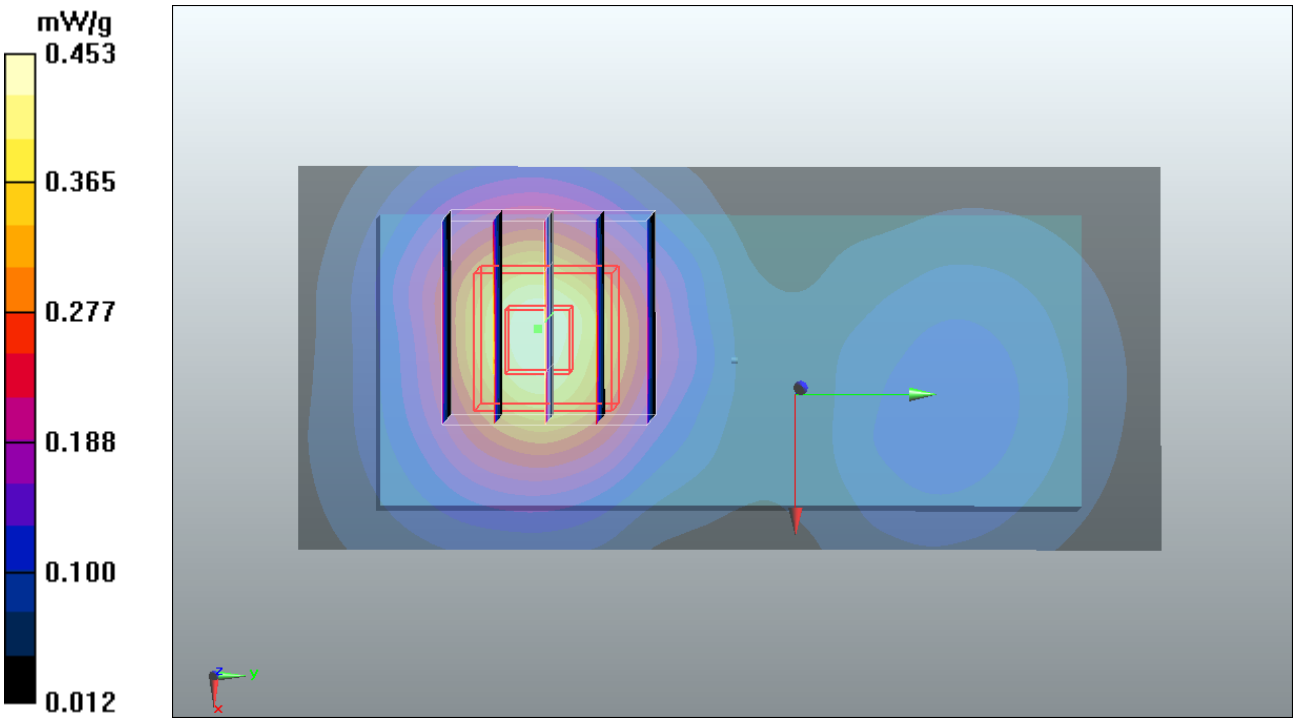
mW/g
0.453
0.365
0.277
0.188
0.100
0.012

#12 GSM1900_GPRS10_Bottom_1.5cm_Ch810_2D

DUT: 152003

Communication System: GPRS/EDGE 10; Frequency: 1909.8 MHz;Duty Cycle: 1:4
Medium: MSL_1900_110604 Medium parameters used: f = 1910 MHz; σ = 1.54 mho/m; ε_r = 52.4; ρ = 1000 kg/m^3
Ambient Temperature：23.4 ℃; Liquid Temperature：21.4 ℃

DASY5 Configuration:
- Probe: ET3DV6 - SN1788; ConvF(4.39, 4.39, 4.39); Calibrated: 2010-9-21
- Sensor-Surface: 4mm (Mechanical Surface Detection)
- Electronics: DAE4 Sn1210; Calibrated: 2010-11-18
- Phantom: SAM1; Type: SAM; Serial: TP-1479
- Measurement SW: DASY5, V5.2 Build 157; SEMCAD X Version 14.0 Build 59

Ch810/Area Scan (41x91x1): Measurement grid: dx=15mm, dy=15mm
Maximum value of SAR (interpolated) = 0.453 mW/g

Ch810/Zoom Scan (5x5x7)/Cube 0: Measurement grid: dx=8mm, dy=8mm, dz=5mm
Reference Value = 7.85 V/m; Power Drift = -0.054 dB
Peak SAR (extrapolated) = 0.550 W/kg
SAR(1 g) = 0.392 mW/g; SAR(10 g) = 0.238 mW/g
Maximum value of SAR (measured) = 0.423 mW/g

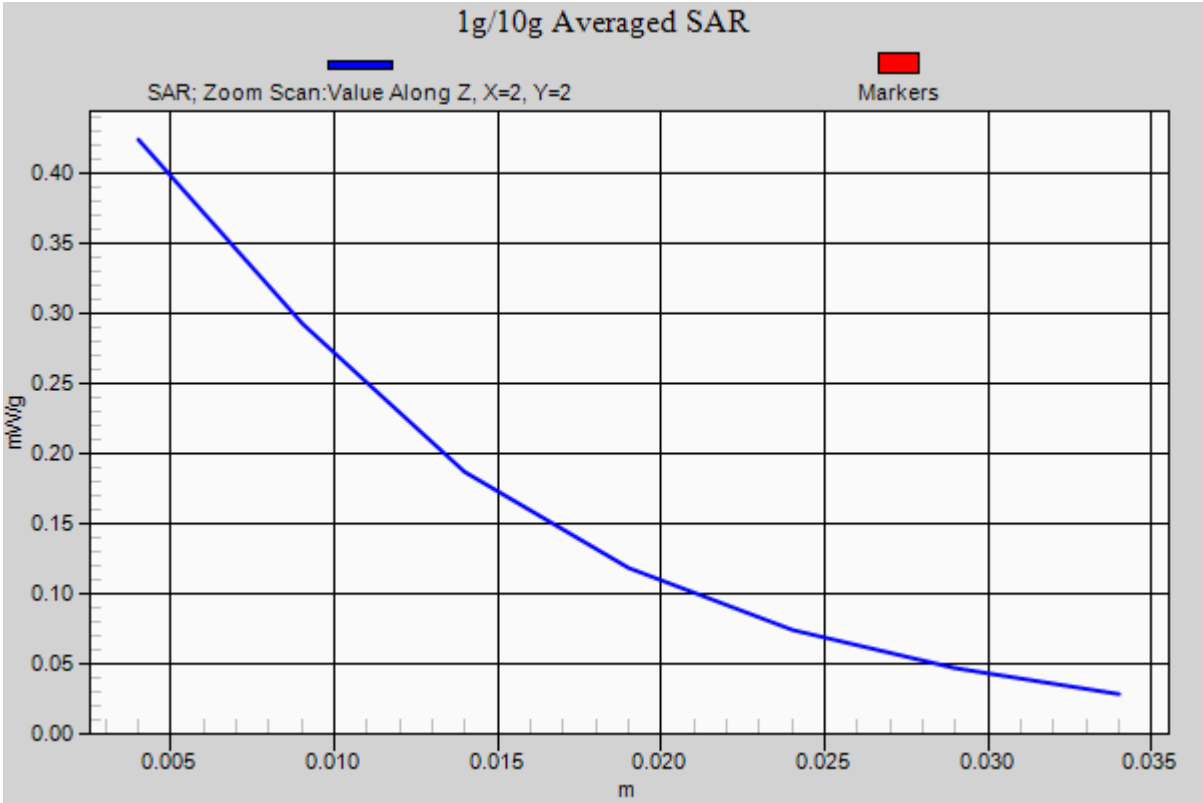
1g/10g Averaged SAR
SAR; Zoom Scan:Value Along Z, X=2, Y=2
Markers
mW/g
0.40
0.35
0.30
0.25
0.20
0.15
0.10
0.05
0.00
0.005
0.010
0.015
0.020
0.025
0.030
0.035
m