Appendix B. SAR Measurement Plots

Table of contents
GSM850 Head
GSM850 Body
GSM1900 Head
GSM1900 Body
WiFi 2450 MHz Head
WiFi 2450 MHz Body

Date: 2014-2-21

Test Laboratory: HUAWEI SAR/HAC Lab

G630-U20 GSM850 190CH Left hand touch cheek

DUT: HUAWEI G630-U20, G630-U20; Type: Smart Phone; HUAWEI Ascend G630; Serial: SAR1

Communication System: UID 0, HW-GSM\GPRS\EGPRS-1TS (0); Frequency: 836.6 MHz;Duty Cycle: 1:8.30042
Medium parameters used: f = 837 MHz; σ = 0.93 S/m; ε_r = 42.079; ρ = 1000 kg/m^3
Phantom section: Left Section

DASY Configuration:

- Probe: ES3DV3 - SN3168; ConvF(6.26, 6.26, 6.26); Calibrated: 2013-9-30;
- Sensor-Surface: 3mm (Mechanical Surface Detection), z = 2.0, 32.0
- Electronics: DAE4 Sn852; Calibrated: 2013-11-27
- Phantom: SAM1; Type: SAM; Serial: TP-1475
- DASY52 52.8.7(1137); SEMCAD X 14.6.10(7164)

Configuration/Head/Area Scan (8x13x1): Measurement grid: dx=15mm, dy=15mm
Maximum value of SAR (measured) = 0.228 W/kg

Configuration/Head/Zoom Scan (5x5x7)/Cube 0: Measurement grid: dx=8mm, dy=8mm, dz=5mm
Reference Value = 6.576 V/m; Power Drift = -0.05 dB
Peak SAR (extrapolated) = 0.271 W/kg
SAR(1 g) = 0.217 W/kg; SAR(10 g) = 0.166 W/kg
Maximum value of SAR (measured) = 0.236 W/kg

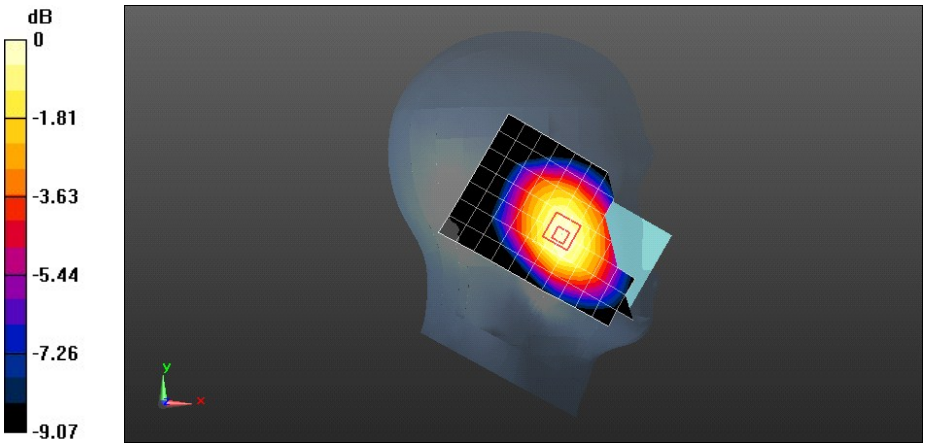

0 dB = 0.236 W/kg = -6.27 dBW/kg

Date: 2014-2-21

Test Laboratory: HUAWEI SAR/HAC Lab

G630-U20 GSM850 190CH Left hand tilt 15 degree

DUT: HUAWEI G630-U20, G630-U20; Type: Smart Phone; HUAWEI Ascend G630; Serial: SAR1

Communication System: UID 0, HW-GSM\GPRS\EGPRS-1TS (0); Frequency: 836.6 MHz;Duty Cycle: 1:8.30042
Medium parameters used: f = 837 MHz; σ = 0.93 S/m; ε_r = 42.079; ρ = 1000 kg/m^3
Phantom section: Left Section

DASY Configuration:

- Probe: ES3DV3 - SN3168; ConvF(6.26, 6.26, 6.26); Calibrated: 2013-9-30;
- Sensor-Surface: 3mm (Mechanical Surface Detection), z = 2.0, 32.0
- Electronics: DAE4 Sn852; Calibrated: 2013-11-27
- Phantom: SAM1; Type: SAM; Serial: TP-1475
- DASY52 52.8.7(1137); SEMCAD X 14.6.10(7164)

Configuration/Head/Area Scan (8x13x1): Measurement grid: dx=15mm, dy=15mm
Maximum value of SAR (measured) = 0.124 W/kg

Configuration/Head/Zoom Scan (5x5x7)/Cube 0: Measurement grid: dx=8mm, dy=8mm, dz=5mm
Reference Value = 8.447 V/m; Power Drift = 0.04 dB
Peak SAR (extrapolated) = 0.142 W/kg
SAR(1 g) = 0.116 W/kg; SAR(10 g) = 0.090 W/kg
Maximum value of SAR (measured) = 0.126 W/kg



0 dB = 0.126 W/kg = -8.98 dBW/kg

Date: 2014-2-21

Test Laboratory: HUAWEI SAR/HAC Lab

G630-U20 GSM850 190CH Right hand touch cheek

DUT: HUAWEI G630-U20, G630-U20; Type: Smart Phone; HUAWEI Ascend G630; Serial: SAR1

Communication System: UID 0, HW-GSM\GPRS\EGPRS-1TS (0); Frequency: 836.6 MHz;Duty Cycle: 1:8.30042
Medium parameters used: f = 837 MHz; σ = 0.93 S/m; ε_r = 42.079; ρ = 1000 kg/m^3
Phantom section: Right Section

DASY Configuration:

- Probe: ES3DV3 - SN3168; ConvF(6.26, 6.26, 6.26); Calibrated: 2013-9-30;
- Sensor-Surface: 3mm (Mechanical Surface Detection), z = 2.0, 32.0
- Electronics: DAE4 Sn852; Calibrated: 2013-11-27
- Phantom: SAM1; Type: SAM; Serial: TP-1475
- DASY52 52.8.7(1137); SEMCAD X 14.6.10(7164)

Configuration/Head/Area Scan (8x13x1): Measurement grid: dx=15mm, dy=15mm
Maximum value of SAR (measured) = 0.204 W/kg

Configuration/Head/Zoom Scan (5x5x7)/Cube 0: Measurement grid: dx=8mm, dy=8mm, dz=5mm
Reference Value = 5.400 V/m; Power Drift = 0.16 dB
Peak SAR (extrapolated) = 0.228 W/kg
SAR(1 g) = 0.186 W/kg; SAR(10 g) = 0.143 W/kg
Maximum value of SAR (measured) = 0.203 W/kg

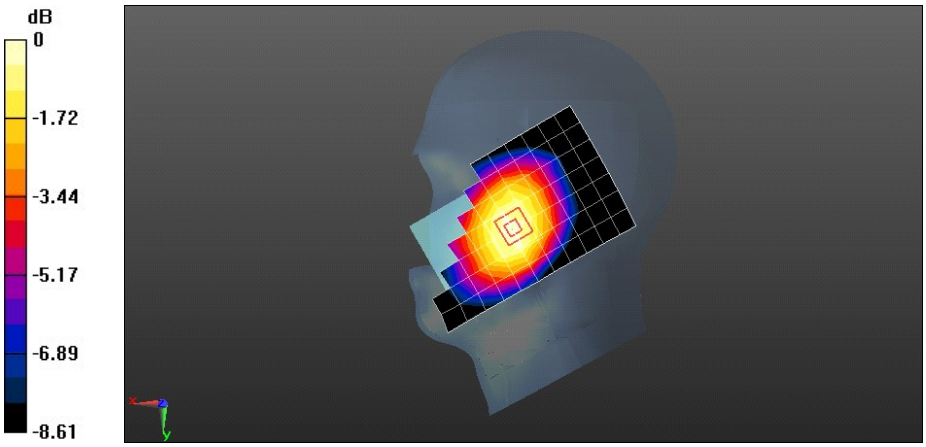

0 dB = 0.203 W/kg = -6.92 dBW/kg

Date: 2014-2-21

Test Laboratory: HUAWEI SAR/HAC Lab

G630-U20 GSM850 190CH Right hand tilt 15 degree

DUT: HUAWEI G630-U20, G630-U20; Type: Smart Phone; HUAWEI Ascend G630; Serial: SAR1

Communication System: UID 0, HW-GSM\GPRS\EGPRS-1TS (0); Frequency: 836.6 MHz;Duty Cycle: 1:8.30042
Medium parameters used: f = 837 MHz; σ = 0.93 S/m; ε_r = 42.079; ρ = 1000 kg/m^3
Phantom section: Right Section

DASY Configuration:

- Probe: ES3DV3 - SN3168; ConvF(6.26, 6.26, 6.26); Calibrated: 2013-9-30;
- Sensor-Surface: 3mm (Mechanical Surface Detection), z = 2.0, 32.0
- Electronics: DAE4 Sn852; Calibrated: 2013-11-27
- Phantom: SAM1; Type: SAM; Serial: TP-1475
- DASY52 52.8.7(1137); SEMCAD X 14.6.10(7164)

Configuration/Head/Area Scan (8x13x1): Measurement grid: dx=15mm, dy=15mm
Maximum value of SAR (measured) = 0.116 W/kg

Configuration/Head/Zoom Scan (5x5x7)/Cube 0: Measurement grid: dx=8mm, dy=8mm, dz=5mm
Reference Value = 7.884 V/m; Power Drift = 0.02 dB
Peak SAR (extrapolated) = 0.132 W/kg
SAR(1 g) = 0.108 W/kg; SAR(10 g) = 0.083 W/kg
Maximum value of SAR (measured) = 0.119 W/kg

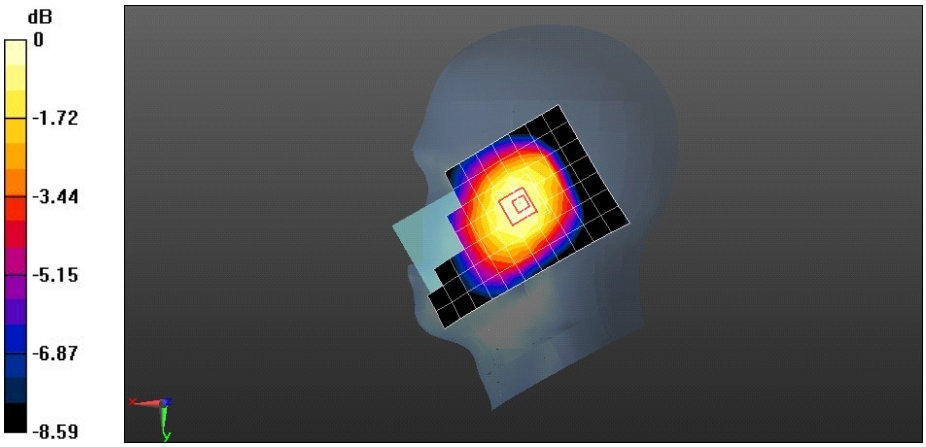

0 dB = 0.119 W/kg = -9.26 dBW/kg

Date: 2014-2-21

Test Laboratory: HUAWEI SAR/HAC Lab

G630-U20 GSM850 190CH Left hand touch cheek with battery 2#

DUT: HUAWEI G630-U20, G630-U20; Type: Smart Phone; HUAWEI Ascend G630; Serial: SAR1

Communication System: UID 0, HW-GSM\GPRS\EGPRS-1TS (0); Frequency: 836.6 MHz;Duty Cycle: 1:8.30042
Medium parameters used: f = 837 MHz; σ = 0.93 S/m; ε_r = 42.079; ρ = 1000 kg/m^3
Phantom section: Left Section

DASY Configuration:

- Probe: ES3DV3 - SN3168; ConvF(6.26, 6.26, 6.26); Calibrated: 2013-9-30;
- Sensor-Surface: 3mm (Mechanical Surface Detection), z = 2.0, 32.0
- Electronics: DAE4 Sn852; Calibrated: 2013-11-27
- Phantom: SAM1; Type: SAM; Serial: TP-1475
- DASY52 52.8.7(1137); SEMCAD X 14.6.10(7164)

Configuration/Head/Area Scan (8x13x1): Measurement grid: dx=15mm, dy=15mm
Maximum value of SAR (measured) = 0.226 W/kg

Configuration/Head/Zoom Scan (6x6x7)/Cube 0: Measurement grid: dx=8mm, dy=8mm, dz=5mm
Reference Value = 6.722 V/m; Power Drift = 0.01 dB
Peak SAR (extrapolated) = 0.272 W/kg
SAR(1 g) = 0.217 W/kg; SAR(10 g) = 0.165 W/kg
Maximum value of SAR (measured) = 0.238 W/kg



0 dB = 0.238 W/kg = -6.24 dBW/kg

Date: 2014-2-21

Test Laboratory: HUAWEI SAR/HAC Lab

G630-U20 GSM850 190CH Front side 15mm

DUT: HUAWEI G630-U20, G630-U20; Type: Smart Phone; HUAWEI Ascend G630; Serial: SAR1

Communication System: UID 0, HW-GSM\GPRS\EGPRS-1TS (0); Frequency: 836.6 MHz;Duty Cycle: 1:8.30042
Medium parameters used: f = 837 MHz; σ = 0.951 S/m; ε_r = 53.266; ρ = 1000 kg/m^3
Phantom section: Flat Section

DASY Configuration:

- Probe: ES3DV3 - SN3168; ConvF(6.06, 6.06, 6.06); Calibrated: 2013-9-30;
- Sensor-Surface: 3mm (Mechanical Surface Detection), z = 2.0, 32.0
- Electronics: DAE4 Sn852; Calibrated: 2013-11-27
- Phantom: SAM2; Type: SAM; Serial: TP:1474
- DASY52 52.8.7(1137); SEMCAD X 14.6.10(7164)

Configuration/Body/Area Scan (8x13x1): Measurement grid: dx=15mm, dy=15mm
Maximum value of SAR (measured) = 0.303 W/kg

Configuration/Body/Zoom Scan (5x5x7)/Cube 0: Measurement grid: dx=8mm, dy=8mm, dz=5mm
Reference Value = 18.090 V/m; Power Drift = -0.01 dB
Peak SAR (extrapolated) = 0.345 W/kg
SAR(1 g) = 0.275 W/kg; SAR(10 g) = 0.213 W/kg
Maximum value of SAR (measured) = 0.300 W/kg

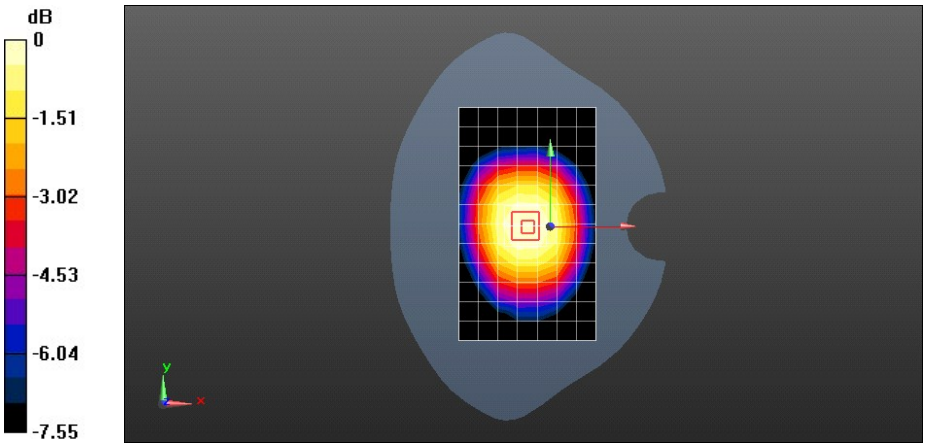

0 dB = 0.300 W/kg = -5.23 dBW/kg

Date: 2014-2-21

Test Laboratory: HUAWEI SAR/HAC Lab

G630-U20 GSM850 190CH Back side 15mm

DUT: HUAWEI G630-U20, G630-U20; Type: Smart Phone; HUAWEI Ascend G630; Serial: SAR1

Communication System: UID 0, HW-GSM\GPRS\EGPRS-1TS (0); Frequency: 836.6 MHz;Duty Cycle: 1:8.30042
Medium parameters used: f = 837 MHz; σ = 0.951 S/m; ε_r = 53.266; ρ = 1000 kg/m^3
Phantom section: Flat Section

DASY Configuration:

- Probe: ES3DV3 - SN3168; ConvF(6.06, 6.06, 6.06); Calibrated: 2013-9-30;
- Sensor-Surface: 3mm (Mechanical Surface Detection), z = 2.0, 32.0
- Electronics: DAE4 Sn852; Calibrated: 2013-11-27
- Phantom: SAM2; Type: SAM; Serial: TP:1474
- DASY52 52.8.7(1137); SEMCAD X 14.6.10(7164)

Configuration/Body/Area Scan (8x13x1): Measurement grid: dx=15mm, dy=15mm
Maximum value of SAR (measured) = 0.337 W/kg

Configuration/Body/Zoom Scan (5x5x7)/Cube 0: Measurement grid: dx=8mm, dy=8mm, dz=5mm
Reference Value = 18.754 V/m; Power Drift = 0.01 dB
Peak SAR (extrapolated) = 0.381 W/kg
SAR(1 g) = 0.307 W/kg; SAR(10 g) = 0.236 W/kg
Maximum value of SAR (measured) = 0.334 W/kg

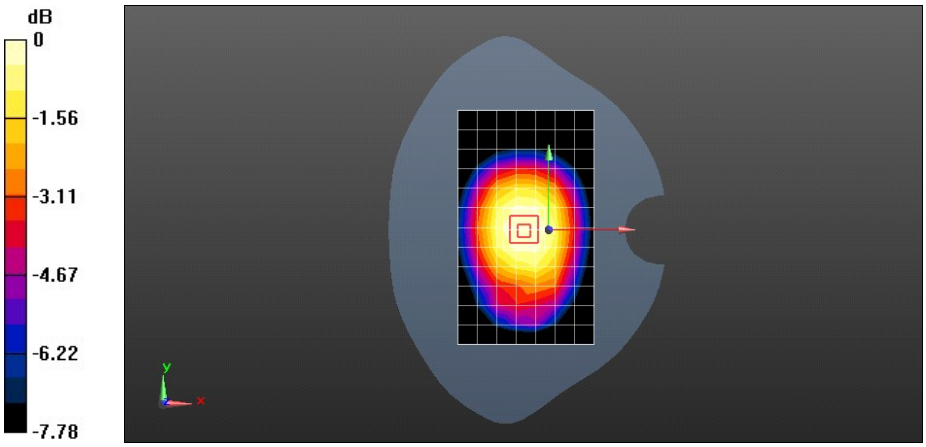

0 dB = 0.334 W/kg = -4.77 dBW/kg

Date: 2014-2-21

Test Laboratory: HUAWEI SAR/HAC Lab

G630-U20 GSM850 190CH Back side 15mm with battery 2#

DUT: HUAWEI G630-U20, G630-U20; Type: Smart Phone; HUAWEI Ascend G630; Serial: SAR1

Communication System: UID 0, HW-GSM\GPRS\EGPRS-1TS (0); Frequency: 836.6 MHz;Duty Cycle: 1:8.30042
Medium parameters used: f = 837 MHz; σ = 0.951 S/m; ε_r = 53.266; ρ = 1000 kg/m^3
Phantom section: Flat Section

DASY Configuration:

- Probe: ES3DV3 - SN3168; ConvF(6.06, 6.06, 6.06); Calibrated: 2013-9-30;
- Sensor-Surface: 3mm (Mechanical Surface Detection), z = 2.0, 32.0
- Electronics: DAE4 Sn852; Calibrated: 2013-11-27
- Phantom: SAM2; Type: SAM; Serial: TP:1474
- DASY52 52.8.7(1137); SEMCAD X 14.6.10(7164)

Configuration/Body/Area Scan (8x13x1): Measurement grid: dx=15mm, dy=15mm
Maximum value of SAR (measured) = 0.334 W/kg

Configuration/Body/Zoom Scan (5x5x7)/Cube 0: Measurement grid: dx=8mm, dy=8mm, dz=5mm
Reference Value = 18.652 V/m; Power Drift = -0.01 dB
Peak SAR (extrapolated) = 0.381 W/kg
SAR(1 g) = 0.306 W/kg; SAR(10 g) = 0.235 W/kg
Maximum value of SAR (measured) = 0.333 W/kg

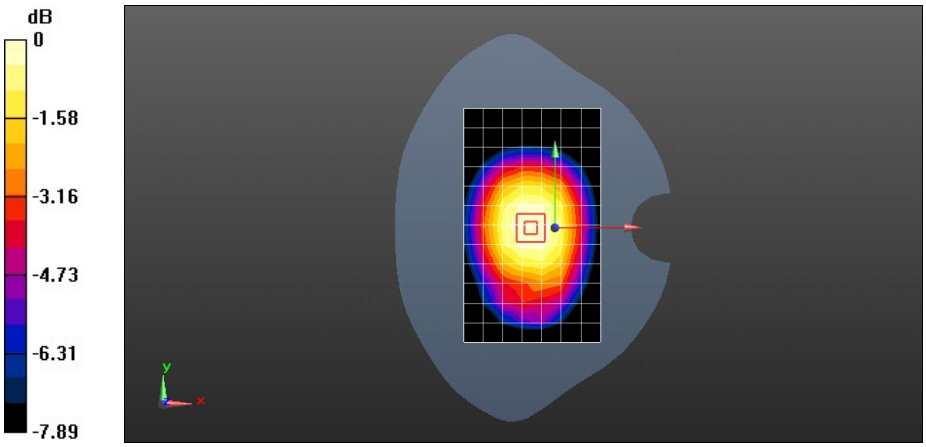

0 dB = 0.333 W/kg = -4.77 dBW/kg

Date: 2014-2-21

Test Laboratory: HUAWEI SAR/HAC Lab

G630-U20 GSM850 GPRS 4TS 190CH Front side 10mm

DUT: HUAWEI G630-U20, G630-U20; Type: Smart Phone; HUAWEI Ascend G630; Serial: SAR1

Communication System: UID 0, HW-GSM\GPRS\EGPRS-4TS (0); Frequency: 836.6 MHz;Duty Cycle: 1:2.0797
Medium parameters used: f = 837 MHz; σ = 0.951 S/m; ε_r = 53.266; ρ = 1000 kg/m^3
Phantom section: Flat Section

DASY Configuration:

- Probe: ES3DV3 - SN3168; ConvF(6.06, 6.06, 6.06); Calibrated: 2013-9-30;
- Sensor-Surface: 3mm (Mechanical Surface Detection), z = 2.0, 32.0
- Electronics: DAE4 Sn852; Calibrated: 2013-11-27
- Phantom: SAM2; Type: SAM; Serial: TP:1474
- DASY52 52.8.7(1137); SEMCAD X 14.6.10(7164)

Configuration/Body/Area Scan (8x13x1): Measurement grid: dx=15mm, dy=15mm
Maximum value of SAR (measured) = 0.340 W/kg

Configuration/Body/Zoom Scan (5x5x7)/Cube 0: Measurement grid: dx=8mm, dy=8mm, dz=5mm
Reference Value = 18.745 V/m; Power Drift = 0.04 dB
Peak SAR (extrapolated) = 0.382 W/kg
SAR(1 g) = 0.312 W/kg; SAR(10 g) = 0.243 W/kg
Maximum value of SAR (measured) = 0.339 W/kg

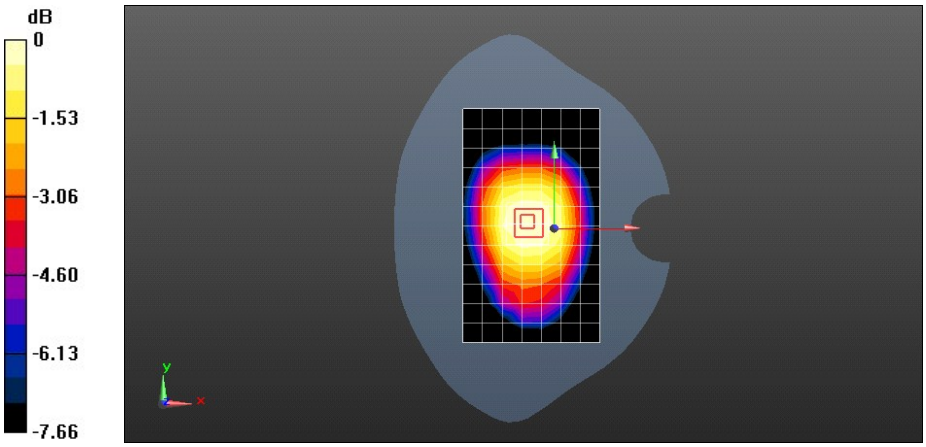

0 dB = 0.339 W/kg = -4.70 dBW/kg

Date: 2014-2-21

Test Laboratory: HUAWEI SAR/HAC Lab

G630-U20 GSM850 GPRS 4TS 190CH Back side 10mm

DUT: HUAWEI G630-U20, G630-U20; Type: Smart Phone; HUAWEI Ascend G630; Serial: SAR1

Communication System: UID 0, HW-GSM\GPRS\EGPRS-4TS (0); Frequency: 836.6 MHz;Duty Cycle: 1:2.0797
Medium parameters used: f = 837 MHz; σ = 0.951 S/m; ε_r = 53.266; ρ = 1000 kg/m^3
Phantom section: Flat Section

DASY Configuration:

- Probe: ES3DV3 - SN3168; ConvF(6.06, 6.06, 6.06); Calibrated: 2013-9-30;
- Sensor-Surface: 3mm (Mechanical Surface Detection), z = 2.0, 32.0
- Electronics: DAE4 Sn852; Calibrated: 2013-11-27
- Phantom: SAM2; Type: SAM; Serial: TP:1474
- DASY52 52.8.7(1137); SEMCAD X 14.6.10(7164)

Configuration/Body/Area Scan (8x13x1): Measurement grid: dx=15mm, dy=15mm
Maximum value of SAR (measured) = 0.412 W/kg

Configuration/Body/Zoom Scan (5x5x7)/Cube 0: Measurement grid: dx=8mm, dy=8mm, dz=5mm
Reference Value = 21.543 V/m; Power Drift = 0.17 dB
Peak SAR (extrapolated) = 0.504 W/kg
SAR(1 g) = 0.396 W/kg; SAR(10 g) = 0.308 W/kg
Maximum value of SAR (measured) = 0.435 W/kg

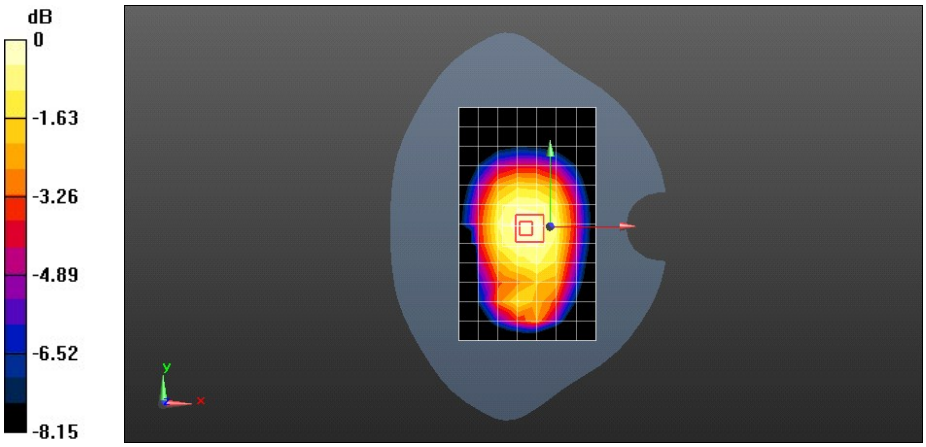

0 dB = 0.435 W/kg = -3.61 dBW/kg

Date: 2014-2-21

Test Laboratory: HUAWEI SAR/HAC Lab

G630-U20 GSM850 GPRS 4TS 190CH Left side 10mm

DUT: HUAWEI G630-U20, G630-U20; Type: Smart Phone; HUAWEI Ascend G630; Serial: SAR1

Communication System: UID 0, HW-GSM\GPRS\EGPRS-4TS (0); Frequency: 836.6 MHz;Duty Cycle: 1:2.0797
Medium parameters used: f = 837 MHz; σ = 0.951 S/m; ε_r = 53.266; ρ = 1000 kg/m^3
Phantom section: Flat Section

DASY Configuration:

- Probe: ES3DV3 - SN3168; ConvF(6.06, 6.06, 6.06); Calibrated: 2013-9-30;
- Sensor-Surface: 3mm (Mechanical Surface Detection), z = 2.0, 32.0
- Electronics: DAE4 Sn852; Calibrated: 2013-11-27
- Phantom: SAM2; Type: SAM; Serial: TP:1474
- DASY52 52.8.7(1137); SEMCAD X 14.6.10(7164)

Configuration/Body/Area Scan (6x13x1): Measurement grid: dx=15mm, dy=15mm
Maximum value of SAR (measured) = 0.389 W/kg

Configuration/Body/Zoom Scan (5x5x7)/Cube 0: Measurement grid: dx=8mm, dy=8mm, dz=5mm
Reference Value = 19.345 V/m; Power Drift = 0.07 dB
Peak SAR (extrapolated) = 0.490 W/kg
SAR(1 g) = 0.351 W/kg; SAR(10 g) = 0.243 W/kg
Maximum value of SAR (measured) = 0.402 W/kg

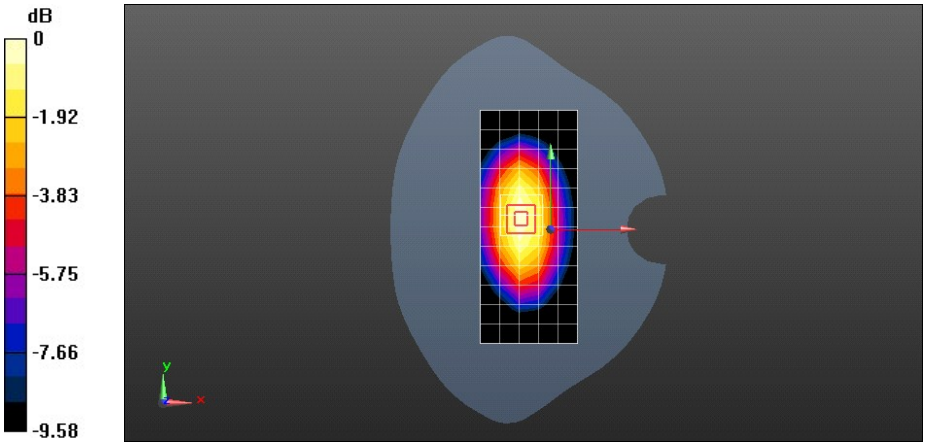

0 dB = 0.402 W/kg = -3.96 dBW/kg

Date: 2014-2-21

Test Laboratory: HUAWEI SAR/HAC Lab

G630-U20 GSM850 GPRS 4TS 190CH Right side 10mm

DUT: HUAWEI G630-U20, G630-U20; Type: Smart Phone; HUAWEI Ascend G630; Serial: SAR1

Communication System: UID 0, HW-GSM\GPRS\EGPRS-4TS (0); Frequency: 836.6 MHz;Duty Cycle: 1:2.0797
Medium parameters used: f = 837 MHz; σ = 0.951 S/m; ε_r = 53.266; ρ = 1000 kg/m^3
Phantom section: Flat Section

DASY Configuration:

- Probe: ES3DV3 - SN3168; ConvF(6.06, 6.06, 6.06); Calibrated: 2013-9-30;
- Sensor-Surface: 3mm (Mechanical Surface Detection), z = 2.0, 32.0
- Electronics: DAE4 Sn852; Calibrated: 2013-11-27
- Phantom: SAM2; Type: SAM; Serial: TP:1474
- DASY52 52.8.7(1137); SEMCAD X 14.6.10(7164)

Configuration/Body/Area Scan (6x13x1): Measurement grid: dx=15mm, dy=15mm
Maximum value of SAR (measured) = 0.298 W/kg

Configuration/Body/Zoom Scan (5x5x7)/Cube 0: Measurement grid: dx=8mm, dy=8mm, dz=5mm
Reference Value = 16.237 V/m; Power Drift = 0.10 dB
Peak SAR (extrapolated) = 0.373 W/kg
SAR(1 g) = 0.266 W/kg; SAR(10 g) = 0.183 W/kg
Maximum value of SAR (measured) = 0.306 W/kg

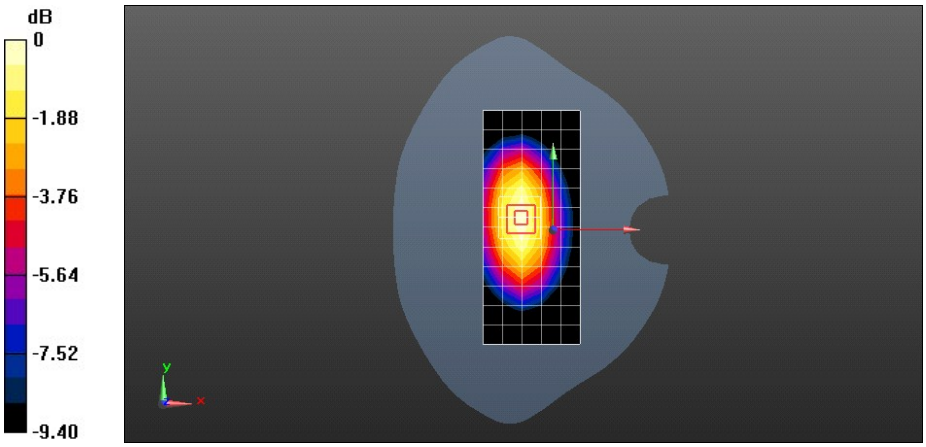

0 dB = 0.306 W/kg = -5.15 dBW/kg

Date: 2014-2-21

Test Laboratory: HUAWEI SAR/HAC Lab

G630-U20 GSM850 GPRS 4TS 190CH Bottom side 10mm

DUT: HUAWEI G630-U20, G630-U20; Type: Smart Phone; HUAWEI Ascend G630; Serial: SAR1

Communication System: UID 0, HW-GSM\GPRS\EGPRS-4TS (0); Frequency: 836.6 MHz;Duty Cycle: 1:2.0797
Medium parameters used: f = 837 MHz; σ = 0.951 S/m; ε_r = 53.266; ρ = 1000 kg/m^3
Phantom section: Flat Section

DASY Configuration:

- Probe: ES3DV3 - SN3168; ConvF(6.06, 6.06, 6.06); Calibrated: 2013-9-30;
- Sensor-Surface: 3mm (Mechanical Surface Detection), z = 2.0, 32.0
- Electronics: DAE4 Sn852; Calibrated: 2013-11-27
- Phantom: SAM2; Type: SAM; Serial: TP:1474
- DASY52 52.8.7(1137); SEMCAD X 14.6.10(7164)

Configuration/Body/Area Scan (6x9x1): Measurement grid: dx=15mm, dy=15mm
Maximum value of SAR (measured) = 0.140 W/kg

Configuration/Body/Zoom Scan (5x5x7)/Cube 0: Measurement grid: dx=8mm, dy=8mm, dz=5mm
Reference Value = 9.360 V/m; Power Drift = 0.18 dB
Peak SAR (extrapolated) = 0.218 W/kg
SAR(1 g) = 0.113 W/kg; SAR(10 g) = 0.066 W/kg
Maximum value of SAR (measured) = 0.139 W/kg

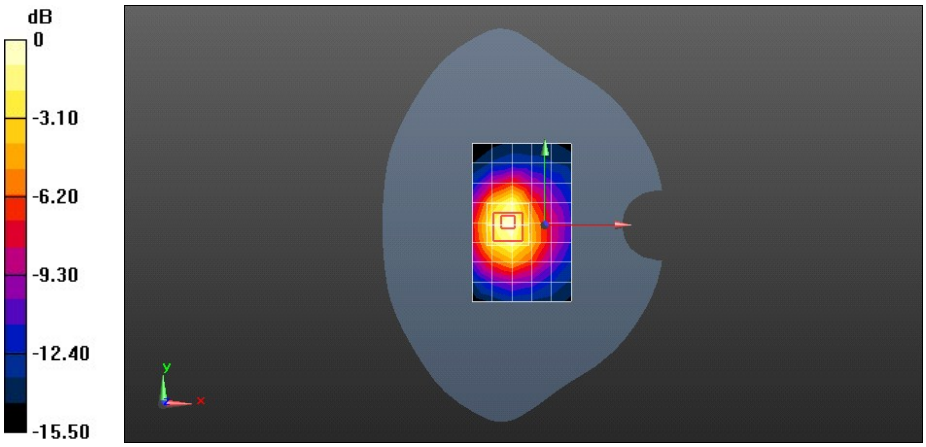

0 dB = 0.139 W/kg = -8.58 dBW/kg

Date: 2014-2-21

Test Laboratory: HUAWEI SAR/HAC Lab

G630-U20 GSM850 GPRS 4TS 190CH Back side 10mm with battery 2#

DUT: HUAWEI G630-U20, G630-U20; Type: Smart Phone; HUAWEI Ascend G630; Serial: SAR1

Communication System: UID 0, HW-GSM\GPRS\EGPRS-4TS (0); Frequency: 836.6 MHz;Duty Cycle: 1:2.0797
Medium parameters used: f = 837 MHz; σ = 0.951 S/m; ε_r = 53.266; ρ = 1000 kg/m^3
Phantom section: Flat Section

DASY Configuration:

- Probe: ES3DV3 - SN3168; ConvF(6.06, 6.06, 6.06); Calibrated: 2013-9-30;
- Sensor-Surface: 3mm (Mechanical Surface Detection), z = 2.0, 32.0
- Electronics: DAE4 Sn852; Calibrated: 2013-11-27
- Phantom: SAM2; Type: SAM; Serial: TP:1474
- DASY52 52.8.7(1137); SEMCAD X 14.6.10(7164)

Configuration/Body/Area Scan (8x13x1): Measurement grid: dx=15mm, dy=15mm
Maximum value of SAR (measured) = 0.428 W/kg

Configuration/Body/Zoom Scan (5x5x7)/Cube 0: Measurement grid: dx=8mm, dy=8mm, dz=5mm
Reference Value = 21.206 V/m; Power Drift = 0.01 dB
Peak SAR (extrapolated) = 0.495 W/kg
SAR(1 g) = 0.400 W/kg; SAR(10 g) = 0.310 W/kg
Maximum value of SAR (measured) = 0.436 W/kg

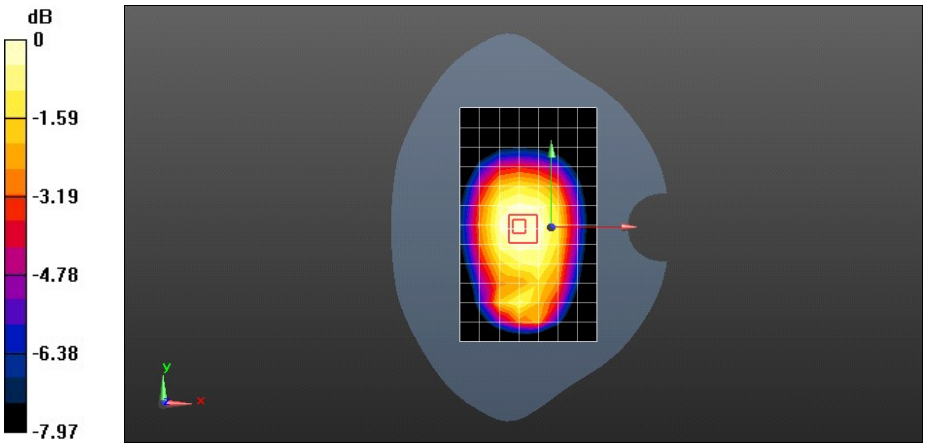

0 dB = 0.436 W/kg = -3.60 dBW/kg

Date: 2014-2-26

Test Laboratory: HUAWEI SAR/HAC Lab

G630-U20 GSM1900 661CH Left hand touch cheek

DUT: HUAWEI G630-U20, G630-U20; Type: Smart Phone; HUAWEI Ascend G630; Serial: SAR1

Communication System: UID 0, HW-GSM\GPRS\EGPRS-1TS (0); Frequency: 1880 MHz;Duty Cycle: 1:8.30042
Medium parameters used: f = 1880 MHz; σ = 1.396 S/m; ε_r = 40.511; ρ = 1000 kg/m^3
Phantom section: Left Section

DASY Configuration:

- Probe: ES3DV3 - SN3168; ConvF(5.15, 5.15, 5.15); Calibrated: 2013-9-30;
- Sensor-Surface: 3mm (Mechanical Surface Detection), z = 2.0, 32.0
- Electronics: DAE4 Sn852; Calibrated: 2013-11-27
- Phantom: SAM2; Type: SAM; Serial: TP:1474
- DASY52 52.8.7(1137); SEMCAD X 14.6.10(7164)

Configuration/Head/Area Scan (8x13x1): Measurement grid: dx=15mm, dy=15mm
Maximum value of SAR (measured) = 0.161 W/kg

Configuration/Head/Zoom Scan (5x5x7)/Cube 0: Measurement grid: dx=8mm, dy=8mm, dz=5mm
Reference Value = 4.800 V/m; Power Drift = 0.09 dB
Peak SAR (extrapolated) = 0.207 W/kg
SAR(1 g) = 0.139 W/kg; SAR(10 g) = 0.088 W/kg
Maximum value of SAR (measured) = 0.159 W/kg

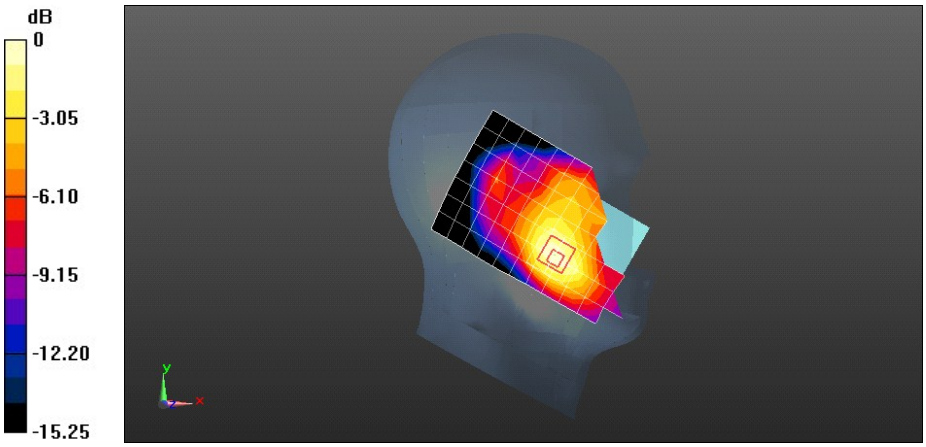

0 dB = 0.159 W/kg = -7.97 dBW/kg

Date: 2014-2-26

Test Laboratory: HUAWEI SAR/HAC Lab

G630-U20 GSM1900 661CH Left hand tilt 15 degree

DUT: HUAWEI G630-U20, G630-U20; Type: Smart Phone; HUAWEI Ascend G630; Serial: SAR1

Communication System: UID 0, HW-GSM\GPRS\EGPRS-1TS (0); Frequency: 1880 MHz;Duty Cycle: 1:8.30042
Medium parameters used: f = 1880 MHz; σ = 1.396 S/m; ε_r = 40.511; ρ = 1000 kg/m^3
Phantom section: Left Section

DASY Configuration:

- Probe: ES3DV3 - SN3168; ConvF(5.15, 5.15, 5.15); Calibrated: 2013-9-30;
- Sensor-Surface: 3mm (Mechanical Surface Detection), z = 2.0, 32.0
- Electronics: DAE4 Sn852; Calibrated: 2013-11-27
- Phantom: SAM2; Type: SAM; Serial: TP:1474
- DASY52 52.8.7(1137); SEMCAD X 14.6.10(7164)

Configuration/Head/Area Scan (8x13x1): Measurement grid: dx=15mm, dy=15mm
Maximum value of SAR (measured) = 0.0905 W/kg

Configuration/Head/Zoom Scan (5x5x7)/Cube 0: Measurement grid: dx=8mm, dy=8mm, dz=5mm
Reference Value = 6.982 V/m; Power Drift = -0.02 dB
Peak SAR (extrapolated) = 0.120 W/kg
SAR(1 g) = 0.075 W/kg; SAR(10 g) = 0.046 W/kg
Maximum value of SAR (measured) = 0.0902 W/kg

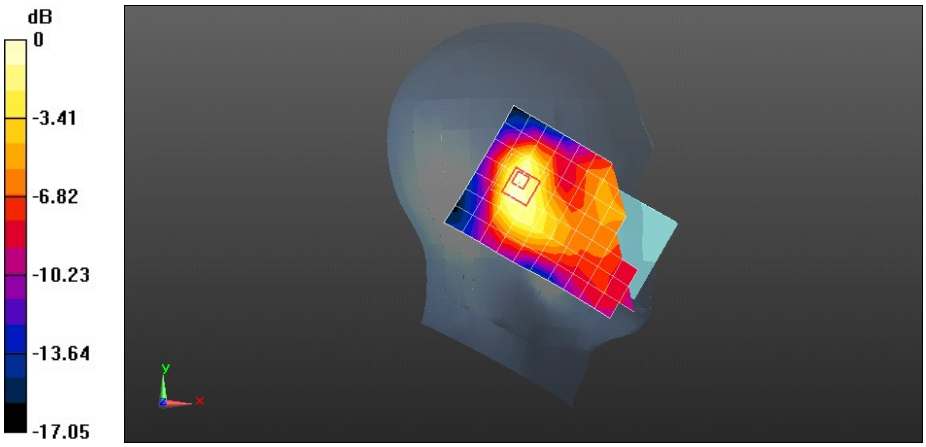

0 dB = 0.0902 W/kg = -10.45 dBW/kg

Date: 2014-2-26

Test Laboratory: HUAWEI SAR/HAC Lab

G630-U20 GSM1900 661CH Right hand touch cheek

DUT: HUAWEI G630-U20, G630-U20; Type: Smart Phone; HUAWEI Ascend G630; Serial: SAR1

Communication System: UID 0, HW-GSM\GPRS\EGPRS-1TS (0); Frequency: 1880 MHz;Duty Cycle: 1:8.30042
Medium parameters used: f = 1880 MHz; σ = 1.396 S/m; ε_r = 40.511; ρ = 1000 kg/m^3
Phantom section: Right Section

DASY Configuration:

- Probe: ES3DV3 - SN3168; ConvF(5.15, 5.15, 5.15); Calibrated: 2013-9-30;
- Sensor-Surface: 3mm (Mechanical Surface Detection), z = 2.0, 32.0
- Electronics: DAE4 Sn852; Calibrated: 2013-11-27
- Phantom: SAM2; Type: SAM; Serial: TP:1474
- DASY52 52.8.7(1137); SEMCAD X 14.6.10(7164)

Configuration/Head/Area Scan (8x13x1): Measurement grid: dx=15mm, dy=15mm
Maximum value of SAR (measured) = 0.199 W/kg

Configuration/Head/Zoom Scan (5x6x7)/Cube 0: Measurement grid: dx=8mm, dy=8mm, dz=5mm
Reference Value = 3.975 V/m; Power Drift = -0.10 dB
Peak SAR (extrapolated) = 0.261 W/kg
SAR(1 g) = 0.173 W/kg; SAR(10 g) = 0.111 W/kg
Maximum value of SAR (measured) = 0.194 W/kg

Configuration/Head/Zoom Scan (5x6x7)/Cube 1: Measurement grid: dx=8mm, dy=8mm, dz=5mm
Reference Value = 3.975 V/m; Power Drift = -0.10 dB
Peak SAR (extrapolated) = 0.167 W/kg
SAR(1 g) = 0.117 W/kg; SAR(10 g) = 0.081 W/kg
Maximum value of SAR (measured) = 0.134 W/kg



0 dB = 0.199 W/kg = -7.01 dBW/kg

Date: 2014-2-26

Test Laboratory: HUAWEI SAR/HAC Lab

G630-U20 GSM1900 661CH Right hand tilt 15 degree

DUT: HUAWEI G630-U20, G630-U20; Type: Smart Phone; HUAWEI Ascend G630; Serial: SAR1

Communication System: UID 0, HW-GSM\GPRS\EGPRS-1TS (0); Frequency: 1880 MHz;Duty Cycle: 1:8.30042
Medium parameters used: f = 1880 MHz; σ = 1.396 S/m; ε_r = 40.511; ρ = 1000 kg/m^3
Phantom section: Right Section

DASY Configuration:

- Probe: ES3DV3 - SN3168; ConvF(5.15, 5.15, 5.15); Calibrated: 2013-9-30;
- Sensor-Surface: 3mm (Mechanical Surface Detection), z = 2.0, 32.0
- Electronics: DAE4 Sn852; Calibrated: 2013-11-27
- Phantom: SAM2; Type: SAM; Serial: TP:1474
- DASY52 52.8.7(1137); SEMCAD X 14.6.10(7164)

Configuration/Head/Area Scan (8x13x1): Measurement grid: dx=15mm, dy=15mm
Maximum value of SAR (measured) = 0.125 W/kg

Configuration/Head/Zoom Scan (5x6x7)/Cube 0: Measurement grid: dx=8mm, dy=8mm, dz=5mm
Reference Value = 7.232 V/m; Power Drift = -0.04 dB
Peak SAR (extrapolated) = 0.157 W/kg
SAR(1 g) = 0.107 W/kg; SAR(10 g) = 0.069 W/kg
Maximum value of SAR (measured) = 0.123 W/kg

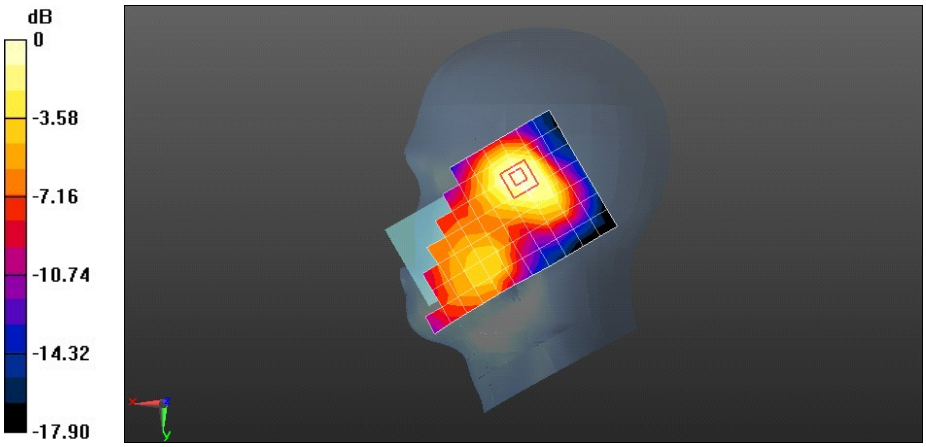

0 dB = 0.123 W/kg = -9.09 dBW/kg

Date: 2014-2-26

Test Laboratory: HUAWEI SAR/HAC Lab

G630-U20 GSM1900 661CH Right hand touch cheek with battery 2#

DUT: HUAWEI G630-U20, G630-U20; Type: Smart Phone; HUAWEI Ascend G630; Serial: SAR1

Communication System: UID 0, HW-GSM\GPRS\EGPRS-1TS (0); Frequency: 1880 MHz;Duty Cycle: 1:8.30042
Medium parameters used: f = 1880 MHz; σ = 1.396 S/m; ε_r = 40.511; ρ = 1000 kg/m^3
Phantom section: Right Section

DASY Configuration:

- Probe: ES3DV3 - SN3168; ConvF(5.15, 5.15, 5.15); Calibrated: 2013-9-30;
- Sensor-Surface: 3mm (Mechanical Surface Detection), z = 2.0, 32.0
- Electronics: DAE4 Sn852; Calibrated: 2013-11-27
- Phantom: SAM2; Type: SAM; Serial: TP:1474
- DASY52 52.8.7(1137); SEMCAD X 14.6.10(7164)

Configuration/Head/Area Scan (8x13x1): Measurement grid: dx=15mm, dy=15mm
Maximum value of SAR (measured) = 0.209 W/kg

Configuration/Head/Zoom Scan (5x5x7)/Cube 0: Measurement grid: dx=8mm, dy=8mm, dz=5mm
Reference Value = 3.654 V/m; Power Drift = 0.07 dB
Peak SAR (extrapolated) = 0.275 W/kg
SAR(1 g) = 0.179 W/kg; SAR(10 g) = 0.114 W/kg

Configuration/Head/Zoom Scan (5x5x7)/Cube 1: Measurement grid: dx=8mm, dy=8mm, dz=5mm
Reference Value = 3.654 V/m; Power Drift = 0.07 dB
Peak SAR (extrapolated) = 0.164 W/kg
SAR(1 g) = 0.114 W/kg; SAR(10 g) = 0.079 W/kg
Maximum value of SAR (measured) = 0.132 W/kg



0 dB = 0.209 W/kg = -6.80 dBW/kg

Date: 2014-2-26

Test Laboratory: HUAWEI SAR/HAC Lab

G630-U20 GSM1900 661CH Front Side 15mm

DUT: HUAWEI G630-U20, G630-U20; Type: Smart Phone; HUAWEI Ascend G630; Serial: SAR1

Communication System: UID 0, HW-GSM\GPRS\EGPRS-1TS (0); Frequency: 1880 MHz;Duty Cycle: 1:8.30042
Medium parameters used: f = 1880 MHz; σ = 1.526 S/m; ε_r = 51.586; ρ = 1000 kg/m^3
Phantom section: Flat Section

DASY Configuration:

- Probe: ES3DV3 - SN3168; ConvF(4.72, 4.72, 4.72); Calibrated: 2013-9-30;
- Sensor-Surface: 3mm (Mechanical Surface Detection), z = 2.0, 32.0
- Electronics: DAE4 Sn852; Calibrated: 2013-11-27
- Phantom: SAM2; Type: SAM; Serial: TP:1474
- DASY52 52.8.7(1137); SEMCAD X 14.6.10(7164)

Configuration/Body/Area Scan (8x13x1): Measurement grid: dx=15mm, dy=15mm
Maximum value of SAR (measured) = 0.273 W/kg

Configuration/Body/Zoom Scan (5x5x7)/Cube 0: Measurement grid: dx=8mm, dy=8mm, dz=5mm
Reference Value = 8.244 V/m; Power Drift = -0.04 dB
Peak SAR (extrapolated) = 0.354 W/kg
SAR(1 g) = 0.225 W/kg; SAR(10 g) = 0.133 W/kg

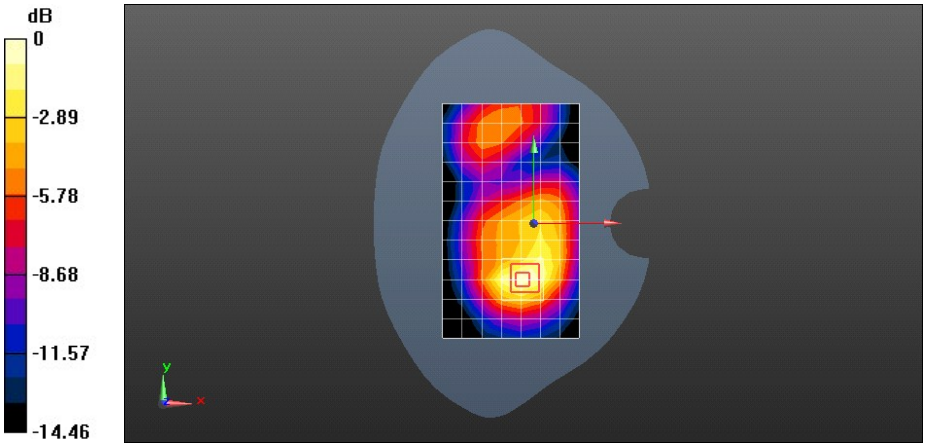

0 dB = 0.273 W/kg = -5.64 dBW/kg

Date: 2014-2-26

Test Laboratory: HUAWEI SAR/HAC Lab

G630-U20 GSM1900 661CH Back Side 15mm

DUT: HUAWEI G630-U20, G630-U20; Type: Smart Phone; HUAWEI Ascend G630; Serial: SAR1

Communication System: UID 0, HW-GSM\GPRS\EGPRS-1TS (0); Frequency: 1880 MHz;Duty Cycle: 1:8.30042
Medium parameters used: f = 1880 MHz; σ = 1.526 S/m; ε_r = 51.586; ρ = 1000 kg/m^3
Phantom section: Flat Section

DASY Configuration:

- Probe: ES3DV3 - SN3168; ConvF(4.72, 4.72, 4.72); Calibrated: 2013-9-30;
- Sensor-Surface: 3mm (Mechanical Surface Detection), z = 2.0, 32.0
- Electronics: DAE4 Sn852; Calibrated: 2013-11-27
- Phantom: SAM2; Type: SAM; Serial: TP:1474
- DASY52 52.8.7(1137); SEMCAD X 14.6.10(7164)

Configuration/Body/Area Scan (8x13x1): Measurement grid: dx=15mm, dy=15mm
Maximum value of SAR (measured) = 0.373 W/kg

Configuration/Body/Zoom Scan (5x5x7)/Cube 0: Measurement grid: dx=8mm, dy=8mm, dz=5mm
Reference Value = 8.354 V/m; Power Drift = 0.11 dB
Peak SAR (extrapolated) = 0.597 W/kg
SAR(1 g) = 0.369 W/kg; SAR(10 g) = 0.213 W/kg
Maximum value of SAR (measured) = 0.446 W/kg

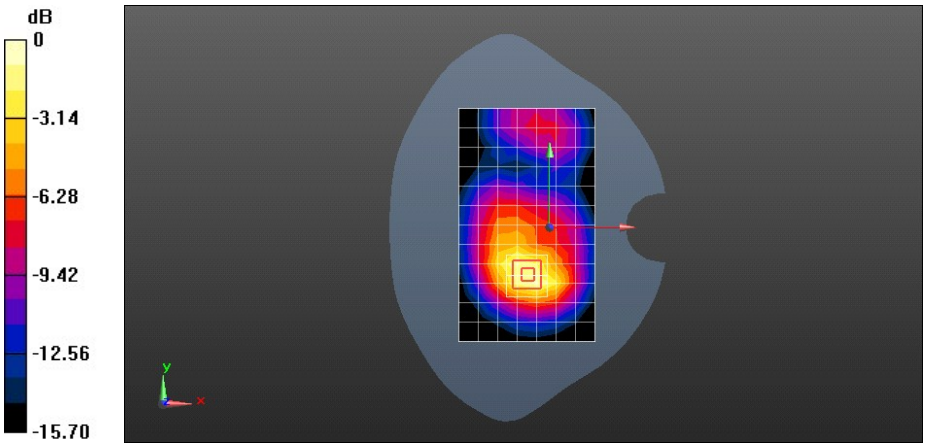

0 dB = 0.446 W/kg = -3.51 dBW/kg

Date: 2014-2-26

Test Laboratory: HUAWEI SAR/HAC Lab

G630-U20 GSM1900 661CH Back Side 15mm with battery 2#

DUT: HUAWEI G630-U20, G630-U20; Type: Smart Phone; HUAWEI Ascend G630; Serial: SAR1

Communication System: UID 0, HW-GSM\GPRS\EGPRS-1TS (0); Frequency: 1880 MHz;Duty Cycle: 1:8.30042
Medium parameters used: f = 1880 MHz; σ = 1.526 S/m; ε_r = 51.586; ρ = 1000 kg/m^3
Phantom section: Flat Section

DASY Configuration:

- Probe: ES3DV3 - SN3168; ConvF(4.72, 4.72, 4.72); Calibrated: 2013-9-30;
- Sensor-Surface: 3mm (Mechanical Surface Detection), z = 2.0, 32.0
- Electronics: DAE4 Sn852; Calibrated: 2013-11-27
- Phantom: SAM2; Type: SAM; Serial: TP:1474
- DASY52 52.8.7(1137); SEMCAD X 14.6.10(7164)

Configuration/Body/Area Scan (8x13x1): Measurement grid: dx=15mm, dy=15mm
Maximum value of SAR (measured) = 0.413 W/kg

Configuration/Body/Zoom Scan (5x5x7)/Cube 0: Measurement grid: dx=8mm, dy=8mm, dz=5mm
Reference Value = 8.359 V/m; Power Drift = 0.07 dB
Peak SAR (extrapolated) = 0.592 W/kg
SAR(1 g) = 0.365 W/kg; SAR(10 g) = 0.211 W/kg
Maximum value of SAR (measured) = 0.442 W/kg

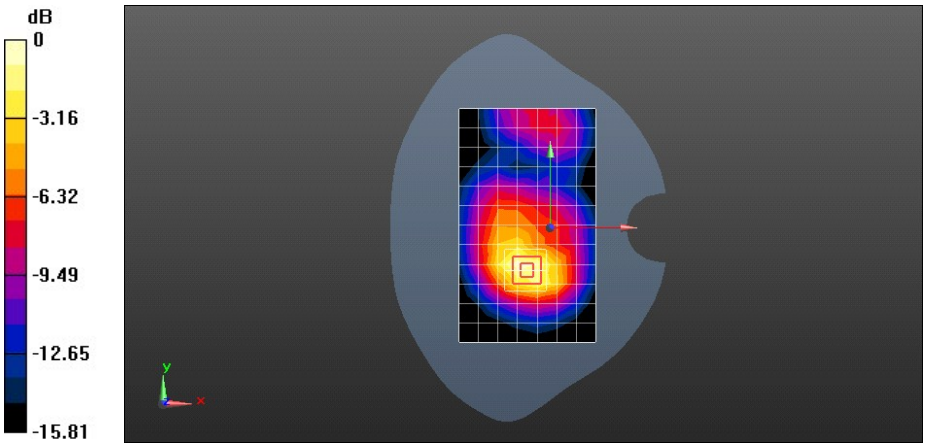

0 dB = 0.442 W/kg = -3.54 dBW/kg

Date: 2014-2-26

Test Laboratory: HUAWEI SAR/HAC Lab

G630-U20 GSM1900 GPRS 4TS 661CH Front side 10mm

DUT: HUAWEI G630-U20, G630-U20; Type: Smart Phone; HUAWEI Ascend G630; Serial: SAR1

Communication System: UID 0, HW-GSM\GPRS\EGPRS-4TS (0); Frequency: 1880 MHz;Duty Cycle: 1:2.0797
Medium parameters used: f = 1880 MHz; σ = 1.526 S/m; ε_r = 51.586; ρ = 1000 kg/m^3
Phantom section: Flat Section

DASY Configuration:

- Probe: ES3DV3 - SN3168; ConvF(4.72, 4.72, 4.72); Calibrated: 2013-9-30;
- Sensor-Surface: 3mm (Mechanical Surface Detection), z = 2.0, 32.0
- Electronics: DAE4 Sn852; Calibrated: 2013-11-27
- Phantom: SAM2; Type: SAM; Serial: TP:1474
- DASY52 52.8.7(1137); SEMCAD X 14.6.10(7164)

Configuration/Body/Area Scan (8x13x1): Measurement grid: dx=15mm, dy=15mm
Maximum value of SAR (measured) = 0.471 W/kg

Configuration/Body/Zoom Scan (5x5x7)/Cube 0: Measurement grid: dx=8mm, dy=8mm, dz=5mm
Reference Value = 8.567 V/m; Power Drift = 0.04 dB
Peak SAR (extrapolated) = 0.706 W/kg
SAR(1 g) = 0.429 W/kg; SAR(10 g) = 0.241 W/kg
Maximum value of SAR (measured) = 0.528 W/kg

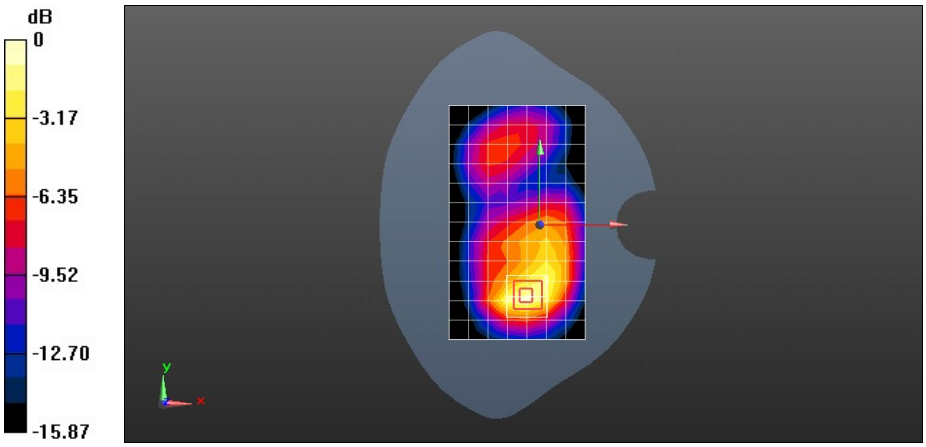

0 dB = 0.528 W/kg = -2.77 dBW/kg

Date: 2014-2-26

Test Laboratory: HUAWEI SAR/HAC Lab

G630-U20 GSM1900 GPRS 4TS 810CH Back Side 15mm

DUT: HUAWEI G630-U20, G630-U20; Type: Smart Phone; HUAWEI Ascend G630; Serial: SAR1

Communication System: UID 0, HW-GSM\GPRS\EGPRS-4TS (0); Frequency: 1909.8 MHz;Duty Cycle: 1:2.0797
Medium parameters used: f = 1910 MHz; σ = 1.562 S/m; ε_r = 51.441; ρ = 1000 kg/m^3
Phantom section: Flat Section

DASY Configuration:

- Probe: ES3DV3 - SN3168; ConvF(4.72, 4.72, 4.72); Calibrated: 2013-9-30;
- Sensor-Surface: 3mm (Mechanical Surface Detection), z = 2.0, 32.0
- Electronics: DAE4 Sn852; Calibrated: 2013-11-27
- Phantom: SAM2; Type: SAM; Serial: TP:1474
- DASY52 52.8.7(1137); SEMCAD X 14.6.10(7164)

Configuration/Body/Area Scan (8x13x1): Measurement grid: dx=15mm, dy=15mm
Maximum value of SAR (measured) = 0.910 W/kg

Configuration/Body/Zoom Scan (5x5x7)/Cube 0: Measurement grid: dx=8mm, dy=8mm, dz=5mm
Reference Value = 10.555 V/m; Power Drift = 0.00 dB
Peak SAR (extrapolated) = 1.51 W/kg
SAR(1 g) = 0.886 W/kg; SAR(10 g) = 0.477 W/kg
Maximum value of SAR (measured) = 1.10 W/kg

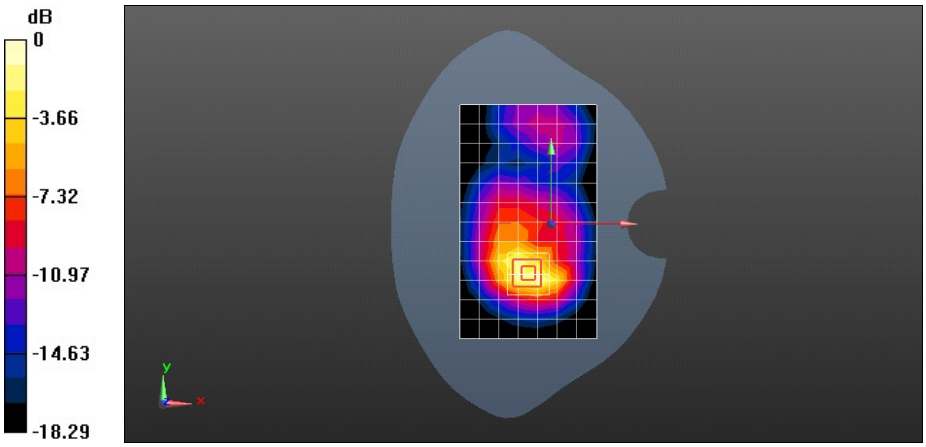

0 dB = 1.10 W/kg = 0.40 dBW/kg

Date: 2014-2-26

Test Laboratory: HUAWEI SAR/HAC Lab

G630-U20 GSM1900 GPRS 4TS 810CH Back Sid 10mm-repeated

DUT: HUAWEI G630-U20, G630-U20; Type: Smart Phone; HUAWEI Ascend G630; Serial: SAR1

Communication System: UID 0, HW-GSM\GPRS\EGPRS-4TS (0); Frequency: 1909.8 MHz;Duty Cycle: 1:2.0797
Medium parameters used: f = 1910 MHz; σ = 1.562 S/m; ε_r = 51.441; ρ = 1000 kg/m^3
Phantom section: Flat Section

DASY Configuration:

- Probe: ES3DV3 - SN3168; ConvF(4.72, 4.72, 4.72); Calibrated: 2013-9-30;
- Sensor-Surface: 3mm (Mechanical Surface Detection), z = 2.0, 32.0
- Electronics: DAE4 Sn852; Calibrated: 2013-11-27
- Phantom: SAM2; Type: SAM; Serial: TP:1474
- DASY52 52.8.7(1137); SEMCAD X 14.6.10(7164)

Configuration/Body/Area Scan (8x13x1): Measurement grid: dx=15mm, dy=15mm
Maximum value of SAR (measured) = 0.879 W/kg

Configuration/Body/Zoom Scan (5x5x7)/Cube 0: Measurement grid: dx=8mm, dy=8mm, dz=5mm
Reference Value = 10.809 V/m; Power Drift = 0.08 dB
Peak SAR (extrapolated) = 1.44 W/kg
SAR(1 g) = 0.851 W/kg; SAR(10 g) = 0.462 W/kg
Maximum value of SAR (measured) = 1.04 W/kg

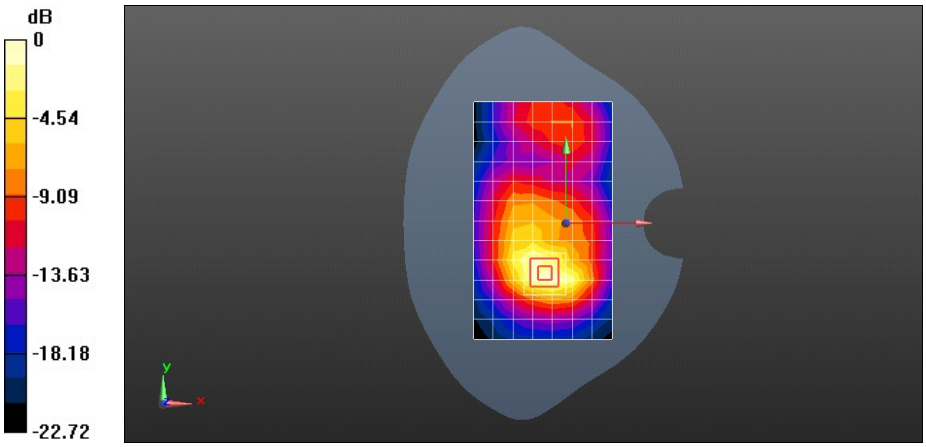

0 dB = 0.879 W/kg = -0.56 dBW/kg

Date: 2014-2-26

Test Laboratory: HUAWEI SAR/HAC Lab

G630-U20 GSM1900 GPRS 4TS 661CH Back side 10mm

DUT: HUAWEI G630-U20, G630-U20; Type: Smart Phone; HUAWEI Ascend G630; Serial: SAR1

Communication System: UID 0, HW-GSM\GPRS\EGPRS-4TS (0); Frequency: 1880 MHz;Duty Cycle: 1:2.0797
Medium parameters used: f = 1880 MHz; σ = 1.526 S/m; ε_r = 51.586; ρ = 1000 kg/m^3
Phantom section: Flat Section

DASY Configuration:

- Probe: ES3DV3 - SN3168; ConvF(4.72, 4.72, 4.72); Calibrated: 2013-9-30;
- Sensor-Surface: 3mm (Mechanical Surface Detection), z = 2.0, 32.0
- Electronics: DAE4 Sn852; Calibrated: 2013-11-27
- Phantom: SAM2; Type: SAM; Serial: TP:1474
- DASY52 52.8.7(1137); SEMCAD X 14.6.10(7164)

Configuration/Body/Area Scan (8x13x1): Measurement grid: dx=15mm, dy=15mm
Maximum value of SAR (measured) = 0.827 W/kg

Configuration/Body/Zoom Scan (5x5x7)/Cube 0: Measurement grid: dx=8mm, dy=8mm, dz=5mm
Reference Value = 5.322 V/m; Power Drift = 0.04 dB
Peak SAR (extrapolated) = 1.25 W/kg
SAR(1 g) = 0.743 W/kg; SAR(10 g) = 0.406 W/kg
Maximum value of SAR (measured) = 0.920 W/kg

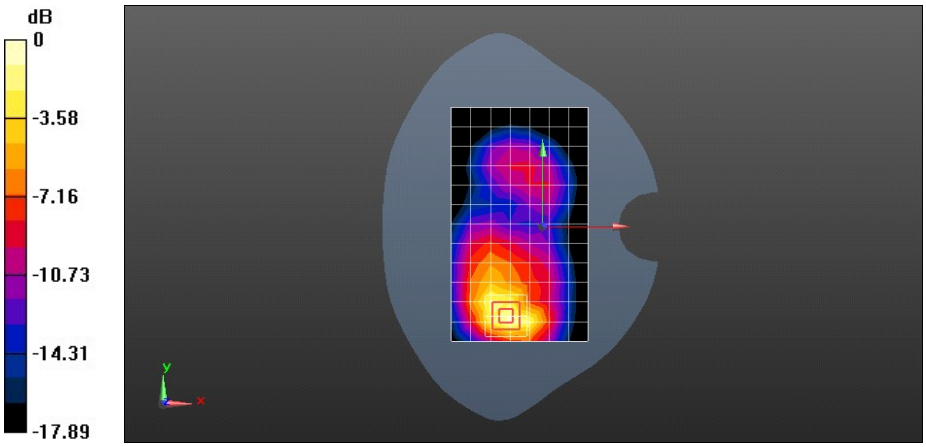

0 dB = 0.920 W/kg = -0.36 dBW/kg

Test Laboratory: HUAWEI SAR/HAC Lab

G630-U20 GSM1900 GPRS 4TS 512CH Back side 10mm

DUT: HUAWEI G630-U20, G630-U20; Type: Smart Phone; HUAWEI Ascend G630; Serial: SAR1

Communication System: UID 0, HW-GSM\GPRS\EGPRS-4TS (0); Frequency: 1850.2 MHz;Duty Cycle: 1:2.0797
Medium parameters used (interpolated): f = 1850.2 MHz; σ = 1.504 S/m; ε_r = 51.595; ρ = 1000 kg/m^3
Phantom section: Flat Section

DASY Configuration:

- Probe: ES3DV3 - SN3168; ConvF(4.72, 4.72, 4.72); Calibrated: 2013-9-30;
- Sensor-Surface: 3mm (Mechanical Surface Detection), z = 2.0, 32.0
- Electronics: DAE4 Sn852; Calibrated: 2013-11-27
- Phantom: SAM2; Type: SAM; Serial: TP:1474
- DASY52 52.8.7(1137); SEMCAD X 14.6.10(7164)

Configuration/Body/Area Scan (8x13x1): Measurement grid: dx=15mm, dy=15mm

Info: Interpolated medium parameters used for SAR evaluation.
Maximum value of SAR (measured) = 0.789 W/kg

Configuration/Body/Zoom Scan (5x5x7)/Cube 0: Measurement grid: dx=8mm, dy=8mm, dz=5mm
Reference Value = 5.358 V/m; Power Drift = 0.09 dB
Peak SAR (extrapolated) = 1.24 W/kg
SAR(1 g) = 0.738 W/kg; SAR(10 g) = 0.407 W/kg

Info: Interpolated medium parameters used for SAR evaluation.
Maximum value of SAR (measured) = 0.911 W/kg

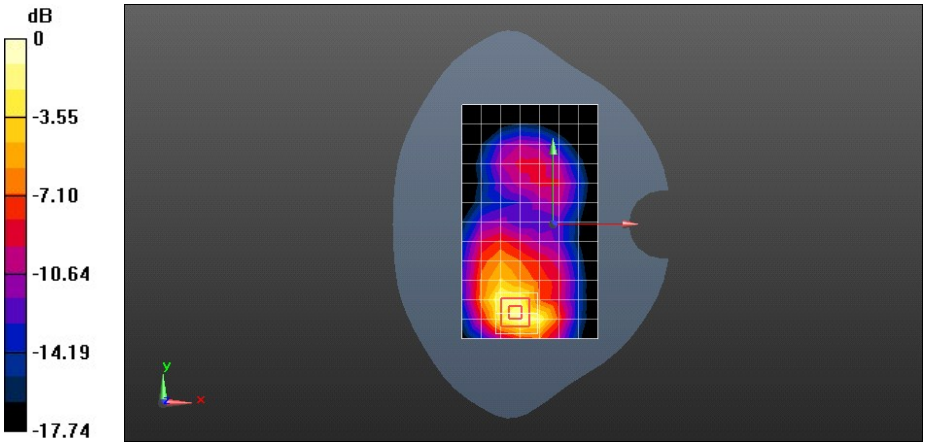

0 dB = 0.911 W/kg = -0.40 dBW/kg

Date: 2014-2-26

Test Laboratory: HUAWEI SAR/HAC Lab

G630-U20 GSM1900 GPRS 4TS 661CH Left side 10mm

DUT: HUAWEI G630-U20, G630-U20; Type: Smart Phone; HUAWEI Ascend G630; Serial: SAR1

Communication System: UID 0, HW-GSM\GPRS\EGPRS-4TS (0); Frequency: 1880 MHz;Duty Cycle: 1:2.0797
Medium parameters used: f = 1880 MHz; σ = 1.526 S/m; ε_r = 51.586; ρ = 1000 kg/m^3
Phantom section: Flat Section

DASY Configuration:

- Probe: ES3DV3 - SN3168; ConvF(4.72, 4.72, 4.72); Calibrated: 2013-9-30;
- Sensor-Surface: 3mm (Mechanical Surface Detection), z = 2.0, 32.0
- Electronics: DAE4 Sn852; Calibrated: 2013-11-27
- Phantom: SAM2; Type: SAM; Serial: TP:1474
- DASY52 52.8.7(1137); SEMCAD X 14.6.10(7164)

Configuration/Body/Area Scan (5x13x1): Measurement grid: dx=15mm, dy=15mm
Maximum value of SAR (measured) = 0.103 W/kg

Configuration/Body/Zoom Scan (5x5x7)/Cube 0: Measurement grid: dx=8mm, dy=8mm, dz=5mm
Reference Value = 6.687 V/m; Power Drift = 0.07 dB
Peak SAR (extrapolated) = 0.144 W/kg
SAR(1 g) = 0.091 W/kg; SAR(10 g) = 0.055 W/kg
Maximum value of SAR (measured) = 0.109 W/kg

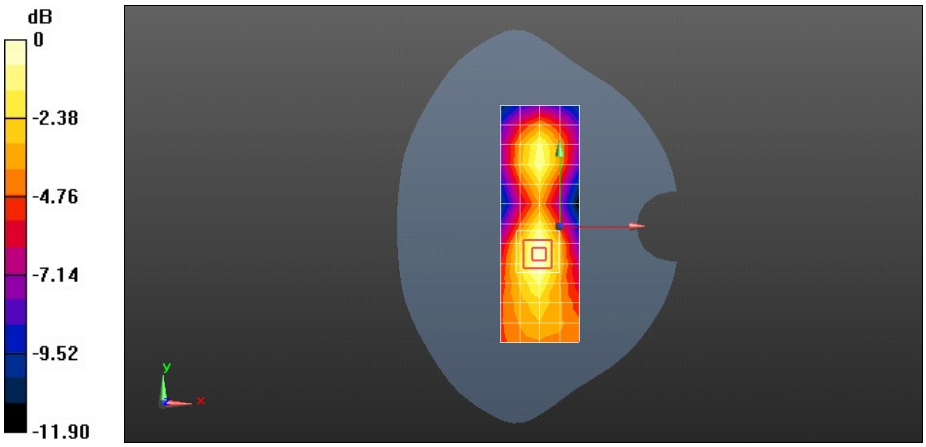

0 dB = 0.103 W/kg = -9.87 dBW/kg

Date: 2014-2-26

Test Laboratory: HUAWEI SAR/HAC Lab

G630-U20 GSM1900 GPRS 4TS 661CH Right side 10mm

DUT: HUAWEI G630-U20, G630-U20; Type: Smart Phone; HUAWEI Ascend G630; Serial: SAR1

Communication System: UID 0, HW-GSM\GPRS\EGPRS-4TS (0); Frequency: 1880 MHz;Duty Cycle: 1:2.0797
Medium parameters used: f = 1880 MHz; σ = 1.526 S/m; ε_r = 51.586; ρ = 1000 kg/m^3
Phantom section: Flat Section

DASY Configuration:

- Probe: ES3DV3 - SN3168; ConvF(4.72, 4.72, 4.72); Calibrated: 2013-9-30;
- Sensor-Surface: 3mm (Mechanical Surface Detection), z = 2.0, 32.0
- Electronics: DAE4 Sn852; Calibrated: 2013-11-27
- Phantom: SAM2; Type: SAM; Serial: TP:1474
- DASY52 52.8.7(1137); SEMCAD X 14.6.10(7164)

Configuration/Body/Area Scan (5x13x1): Measurement grid: dx=15mm, dy=15mm
Maximum value of SAR (measured) = 0.111 W/kg

Configuration/Body/Zoom Scan (5x5x7)/Cube 0: Measurement grid: dx=8mm, dy=8mm, dz=5mm
Reference Value = 7.747 V/m; Power Drift = -0.01 dB
Peak SAR (extrapolated) = 0.155 W/kg
SAR(1 g) = 0.095 W/kg; SAR(10 g) = 0.057 W/kg
Maximum value of SAR (measured) = 0.115 W/kg

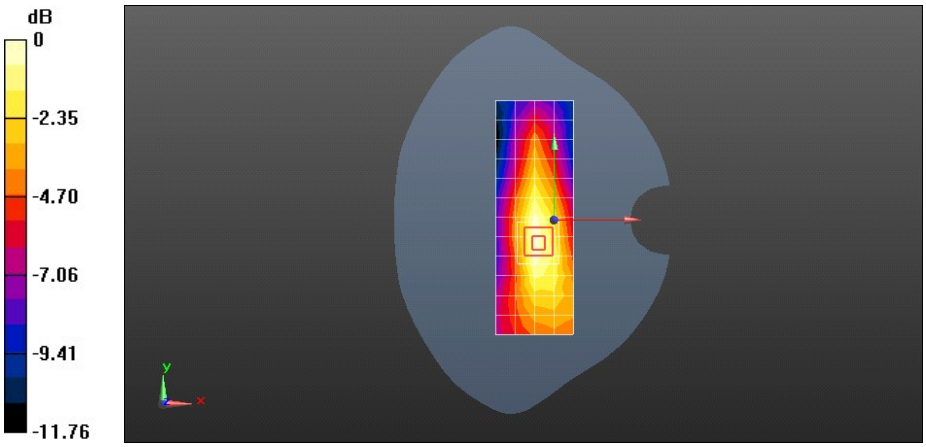

0 dB = 0.111 W/kg = -9.54 dBW/kg

Date: 2014-2-26

Test Laboratory: HUAWEI SAR/HAC Lab

G630-U20 GSM1900 GPRS 4TS 661CH Bottom side 10mm

DUT: HUAWEI G630-U20, G630-U20; Type: Smart Phone; HUAWEI Ascend G630; Serial: SAR1

Communication System: UID 0, HW-GSM\GPRS\EGPRS-4TS (0); Frequency: 1880 MHz;Duty Cycle: 1:2.0797
Medium parameters used: f = 1880 MHz; σ = 1.526 S/m; ε_r = 51.586; ρ = 1000 kg/m^3
Phantom section: Flat Section

DASY Configuration:

- Probe: ES3DV3 - SN3168; ConvF(4.72, 4.72, 4.72); Calibrated: 2013-9-30;
- Sensor-Surface: 3mm (Mechanical Surface Detection), z = 2.0, 32.0
- Electronics: DAE4 Sn852; Calibrated: 2013-11-27
- Phantom: SAM2; Type: SAM; Serial: TP:1474
- DASY52 52.8.7(1137); SEMCAD X 14.6.10(7164)

Configuration/Body/Area Scan (5x9x1): Measurement grid: dx=15mm, dy=15mm
Maximum value of SAR (measured) = 0.741 W/kg

Configuration/Body/Zoom Scan (5x5x7)/Cube 0: Measurement grid: dx=8mm, dy=8mm, dz=5mm
Reference Value = 21.410 V/m; Power Drift = -0.11 dB
Peak SAR (extrapolated) = 1.09 W/kg
SAR(1 g) = 0.637 W/kg; SAR(10 g) = 0.342 W/kg
Maximum value of SAR (measured) = 0.798 W/kg

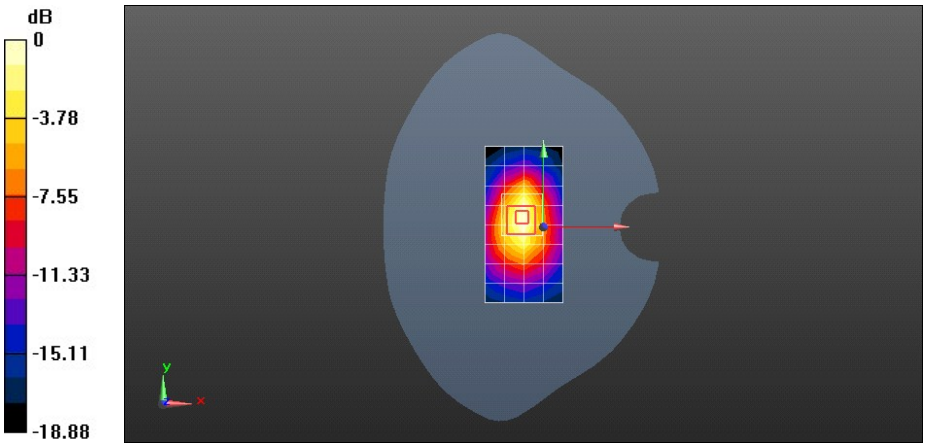

0 dB = 0.741 W/kg = -1.30 dBW/kg

Date: 2014-2-26

Test Laboratory: HUAWEI SAR/HAC Lab

G630-U20 GSM1900 GPRS 4TS 810CH Back side 10mm with battery 2#

DUT: HUAWEI G630-U20, G630-U20; Type: Smart Phone; HUAWEI Ascend G630; Serial: SAR1

Communication System: UID 0, HW-GSM\GPRS\EGPRS-4TS (0); Frequency: 1909.8 MHz;Duty Cycle: 1:2.0797
Medium parameters used: f = 1910 MHz; σ = 1.562 S/m; ε_r = 51.441; ρ = 1000 kg/m^3
Phantom section: Flat Section

DASY Configuration:

- Probe: ES3DV3 - SN3168; ConvF(4.72, 4.72, 4.72); Calibrated: 2013-9-30;
- Sensor-Surface: 3mm (Mechanical Surface Detection), z = 2.0, 32.0
- Electronics: DAE4 Sn852; Calibrated: 2013-11-27
- Phantom: SAM2; Type: SAM; Serial: TP:1474
- DASY52 52.8.7(1137); SEMCAD X 14.6.10(7164)

Configuration/Body/Area Scan (8x13x1): Measurement grid: dx=15mm, dy=15mm
Maximum value of SAR (measured) = 0.993 W/kg

Configuration/Body/Zoom Scan (5x5x7)/Cube 0: Measurement grid: dx=8mm, dy=8mm, dz=5mm
Reference Value = 5.950 V/m; Power Drift = 0.09 dB
Peak SAR (extrapolated) = 1.46 W/kg
SAR(1 g) = 0.865 W/kg; SAR(10 g) = 0.473 W/kg
Maximum value of SAR (measured) = 1.07 W/kg

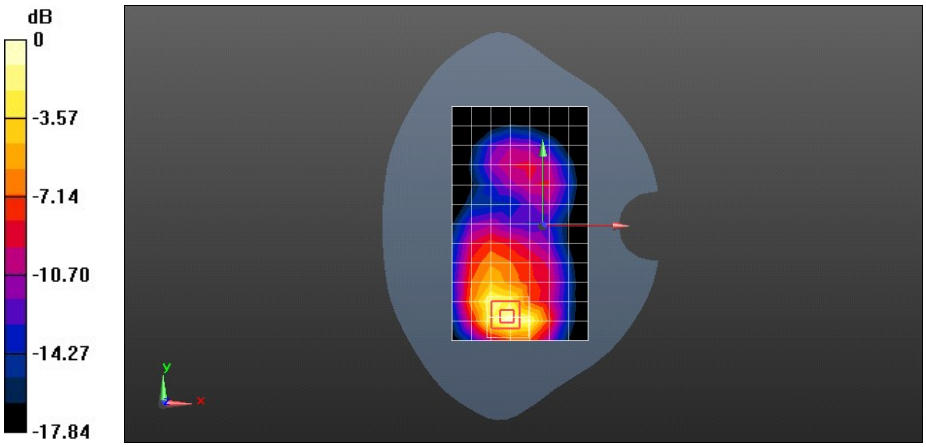

0 dB = 1.07 W/kg = 0.28 dBW/kg

Date: 2014-3-3

Test Laboratory: HUAWEI SAR/HAC Lab

G630-U20 WiFi 802.11b 11CH Left hand touch cheek

DUT: HUAWEI G630-U20, G630-U20; Type: Smart Phone; HUAWEI Ascend G630; Serial: SAR1

Communication System: UID 0, WiFi(802.11a/b/g/n) (0); Frequency: 2462 MHz;Duty Cycle: 1:1
Medium parameters used: f = 2462 MHz; σ = 1.844 S/m; ε_r = 38.796; ρ = 1000 kg/m^3
Phantom section: Left Section

DASY Configuration:

- Probe: ES3DV3 - SN3168; ConvF(4.52, 4.52, 4.52); Calibrated: 2013-9-30;
- Sensor-Surface: 3mm (Mechanical Surface Detection), z = 2.0, 32.0
- Electronics: DAE4 Sn852; Calibrated: 2013-11-27
- Phantom: SAM1; Type: SAM; Serial: TP-1475
- DASY52 52.8.7(1137); SEMCAD X 14.6.10(7164)

Configuration/Head/Area Scan (9x15x1): Measurement grid: dx=12mm, dy=12mm
Maximum value of SAR (measured) = 0.768 W/kg

Configuration/Head/Zoom Scan (7x7x7)/Cube 0: Measurement grid: dx=5mm, dy=5mm, dz=5mm
Reference Value = 11.983 V/m; Power Drift = 0.17 dB
Peak SAR (extrapolated) = 1.46 W/kg
SAR(1 g) = 0.652 W/kg; SAR(10 g) = 0.322 W/kg
Maximum value of SAR (measured) = 0.837 W/kg



0 dB = 0.837 W/kg = -0.77 dBW/kg

Date: 2014-3-3

Test Laboratory: HUAWEI SAR/HAC Lab

G630-U20 WiFi 802.11b 6CH Left hand touch cheek

DUT: HUAWEI G630-U20, G630-U20; Type: Smart Phone; HUAWEI Ascend G630; Serial: SAR1

Communication System: UID 0, WiFi(802.11a/b/g/n) (0); Frequency: 2437 MHz;Duty Cycle: 1:1
Medium parameters used: f = 2437 MHz; σ = 1.816 S/m; ε_r = 38.898; ρ = 1000 kg/m^3
Phantom section: Left Section

DASY Configuration:

- Probe: ES3DV3 - SN3168; ConvF(4.52, 4.52, 4.52); Calibrated: 2013-9-30;
- Sensor-Surface: 3mm (Mechanical Surface Detection), z = 2.0, 32.0
- Electronics: DAE4 Sn852; Calibrated: 2013-11-27
- Phantom: SAM1; Type: SAM; Serial: TP-1475
- DASY52 52.8.7(1137); SEMCAD X 14.6.10(7164)

Configuration/Head/Area Scan (9x15x1): Measurement grid: dx=12mm, dy=12mm
Maximum value of SAR (measured) = 0.781 W/kg

Configuration/Head/Zoom Scan (7x7x7)/Cube 0: Measurement grid: dx=5mm, dy=5mm, dz=5mm
Reference Value = 12.747 V/m; Power Drift = 0.08 dB
Peak SAR (extrapolated) = 1.47 W/kg
SAR(1 g) = 0.681 W/kg; SAR(10 g) = 0.341 W/kg
Maximum value of SAR (measured) = 0.859 W/kg



0 dB = 0.859 W/kg = -0.66 dBW/kg

Date: 2014-3-3

Test Laboratory: HUAWEI SAR/HAC Lab

G630-U20 WiFi 802.11b 1CH Left hand touch cheek

DUT: HUAWEI G630-U20, G630-U20; Type: Smart Phone; HUAWEI Ascend G630; Serial: SAR1

Communication System: UID 0, WiFi(802.11a/b/g/n) (0); Frequency: 2412 MHz;Duty Cycle: 1:1
Medium parameters used: f = 2412 MHz; σ = 1.79 S/m; ε_r = 38.951; ρ = 1000 kg/m^3
Phantom section: Left Section

DASY Configuration:

- Probe: ES3DV3 - SN3168; ConvF(4.52, 4.52, 4.52); Calibrated: 2013-9-30;
- Sensor-Surface: 3mm (Mechanical Surface Detection), z = 2.0, 32.0
- Electronics: DAE4 Sn852; Calibrated: 2013-11-27
- Phantom: SAM1; Type: SAM; Serial: TP-1475
- DASY52 52.8.7(1137); SEMCAD X 14.6.10(7164)

Configuration/Head/Area Scan (9x15x1): Measurement grid: dx=12mm, dy=12mm
Maximum value of SAR (measured) = 0.737 W/kg

Configuration/Head/Zoom Scan (7x7x7)/Cube 0: Measurement grid: dx=5mm, dy=5mm, dz=5mm
Reference Value = 11.999 V/m; Power Drift = 0.02 dB
Peak SAR (extrapolated) = 1.34 W/kg
SAR(1 g) = 0.620 W/kg; SAR(10 g) = 0.312 W/kg
Maximum value of SAR (measured) = 0.777 W/kg



0 dB = 0.777 W/kg = -1.10 dBW/kg

Date: 2014-3-3

Test Laboratory: HUAWEI SAR/HAC Lab

G630-U20 WiFi 802.11b 11CH Left hand tilt 15 degree

DUT: HUAWEI G630-U20, G630-U20; Type: Smart Phone; HUAWEI Ascend G630; Serial: SAR1

Communication System: UID 0, WiFi(802.11a/b/g/n) (0); Frequency: 2462 MHz;Duty Cycle: 1:1
Medium parameters used: f = 2462 MHz; σ = 1.844 S/m; ε_r = 38.796; ρ = 1000 kg/m^3
Phantom section: Left Section

DASY Configuration:

- Probe: ES3DV3 - SN3168; ConvF(4.52, 4.52, 4.52); Calibrated: 2013-9-30;
- Sensor-Surface: 3mm (Mechanical Surface Detection), z = 2.0, 32.0
- Electronics: DAE4 Sn852; Calibrated: 2013-11-27
- Phantom: SAM1; Type: SAM; Serial: TP-1475
- DASY52 52.8.7(1137); SEMCAD X 14.6.10(7164)

Configuration/Head/Area Scan (9x15x1): Measurement grid: dx=12mm, dy=12mm
Maximum value of SAR (measured) = 0.629 W/kg

Configuration/Head/Zoom Scan (7x7x7)/Cube 0: Measurement grid: dx=5mm, dy=5mm, dz=5mm
Reference Value = 13.026 V/m; Power Drift = -0.05 dB
Peak SAR (extrapolated) = 1.05 W/kg
SAR(1 g) = 0.479 W/kg; SAR(10 g) = 0.222 W/kg
Maximum value of SAR (measured) = 0.634 W/kg



0 dB = 0.634 W/kg = -1.98 dBW/kg

Date: 2014-3-3

Test Laboratory: HUAWEI SAR/HAC Lab

G630-U20 WiFi 802.11b 11CH Right hand touch cheek

DUT: HUAWEI G630-U20, G630-U20; Type: Smart Phone; HUAWEI Ascend G630; Serial: SAR1

Communication System: UID 0, WiFi(802.11a/b/g/n) (0); Frequency: 2462 MHz;Duty Cycle: 1:1
Medium parameters used: f = 2462 MHz; σ = 1.844 S/m; ε_r = 38.796; ρ = 1000 kg/m^3
Phantom section: Right Section

DASY Configuration:

- Probe: ES3DV3 - SN3168; ConvF(4.52, 4.52, 4.52); Calibrated: 2013-9-30;
- Sensor-Surface: 3mm (Mechanical Surface Detection), z = 2.0, 32.0
- Electronics: DAE4 Sn852; Calibrated: 2013-11-27
- Phantom: SAM1; Type: SAM; Serial: TP-1475
- DASY52 52.8.7(1137); SEMCAD X 14.6.10(7164)

Configuration/Head/Area Scan (9x15x1): Measurement grid: dx=12mm, dy=12mm
Maximum value of SAR (measured) = 0.553 W/kg

Configuration/Head/Zoom Scan (7x7x7)/Cube 0: Measurement grid: dx=5mm, dy=5mm, dz=5mm
Reference Value = 16.765 V/m; Power Drift = 0.02 dB
Peak SAR (extrapolated) = 0.846 W/kg
SAR(1 g) = 0.451 W/kg; SAR(10 g) = 0.237 W/kg
Maximum value of SAR (measured) = 0.561 W/kg

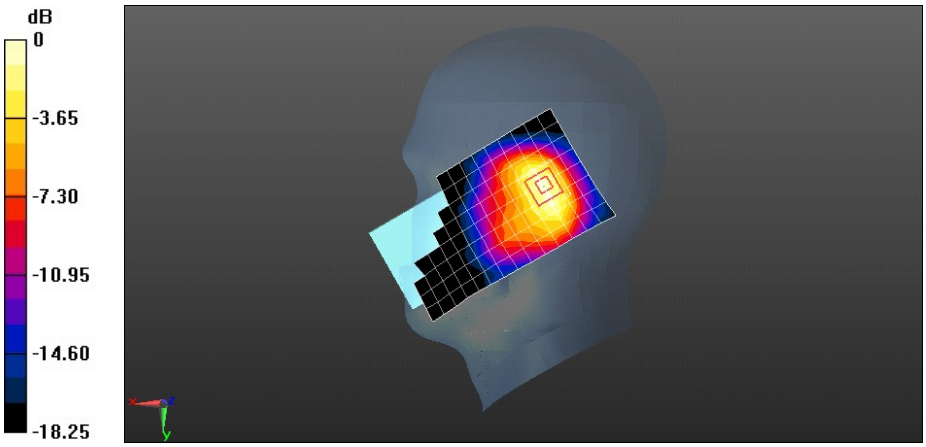

0 dB = 0.561 W/kg = -2.51 dBW/kg

Date: 2014-3-3

Test Laboratory: HUAWEI SAR/HAC Lab

G630-U20 WiFi 802.11b 11CH Right hand tilt 15 degree

DUT: HUAWEI G630-U20, G630-U20; Type: Smart Phone; HUAWEI Ascend G630; Serial: SAR1

Communication System: UID 0, WiFi(802.11a/b/g/n) (0); Frequency: 2462 MHz;Duty Cycle: 1:1
Medium parameters used: f = 2462 MHz; σ = 1.844 S/m; ε_r = 38.796; ρ = 1000 kg/m^3
Phantom section: Right Section

DASY Configuration:

- Probe: ES3DV3 - SN3168; ConvF(4.52, 4.52, 4.52); Calibrated: 2013-9-30;
- Sensor-Surface: 3mm (Mechanical Surface Detection), z = 2.0, 32.0
- Electronics: DAE4 Sn852; Calibrated: 2013-11-27
- Phantom: SAM1; Type: SAM; Serial: TP-1475
- DASY52 52.8.7(1137); SEMCAD X 14.6.10(7164)

Configuration/Head/Area Scan (9x15x1): Measurement grid: dx=12mm, dy=12mm
Maximum value of SAR (measured) = 0.582 W/kg

Configuration/Head/Zoom Scan (7x7x7)/Cube 0: Measurement grid: dx=5mm, dy=5mm, dz=5mm
Reference Value = 17.478 V/m; Power Drift = 0.03 dB
Peak SAR (extrapolated) = 1.04 W/kg
SAR(1 g) = 0.524 W/kg; SAR(10 g) = 0.255 W/kg
Maximum value of SAR (measured) = 0.686 W/kg

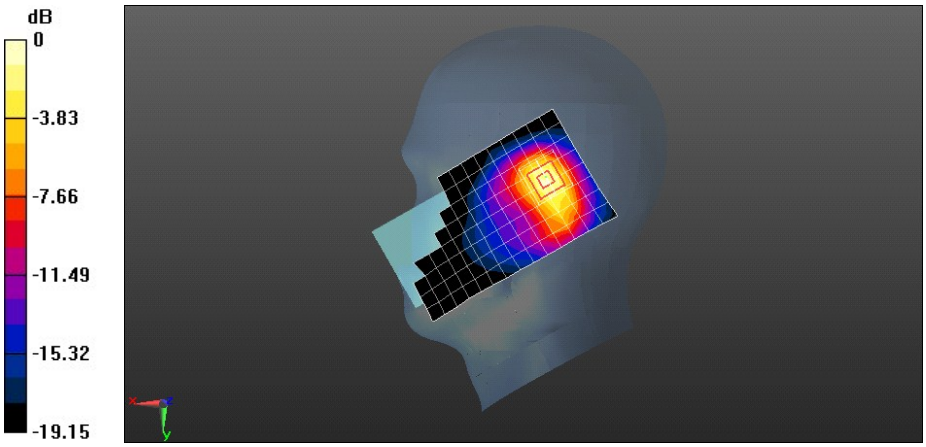

0 dB = 0.686 W/kg = -1.64 dBW/kg

Date: 2014-3-3

Test Laboratory: HUAWEI SAR/HAC Lab

G630-U20 WiFi 802.11b 6CH Left hand touch cheek with battery 2#

DUT: HUAWEI G630-U20, G630-U20; Type: Smart Phone; HUAWEI Ascend G630; Serial: SAR1

Communication System: UID 0, WiFi(802.11a/b/g/n) (0); Frequency: 2437 MHz;Duty Cycle: 1:1
Medium parameters used: f = 2437 MHz; σ = 1.816 S/m; ε_r = 38.898; ρ = 1000 kg/m^3
Phantom section: Left Section

DASY Configuration:

- Probe: ES3DV3 - SN3168; ConvF(4.52, 4.52, 4.52); Calibrated: 2013-9-30;
- Sensor-Surface: 3mm (Mechanical Surface Detection), z = 2.0, 32.0
- Electronics: DAE4 Sn852; Calibrated: 2013-11-27
- Phantom: SAM1; Type: SAM; Serial: TP-1475
- DASY52 52.8.7(1137); SEMCAD X 14.6.10(7164)

Configuration/Head/Area Scan (9x15x1): Measurement grid: dx=12mm, dy=12mm
Maximum value of SAR (measured) = 0.813 W/kg

Configuration/Head/Zoom Scan (7x7x7)/Cube 0: Measurement grid: dx=5mm, dy=5mm, dz=5mm
Reference Value = 13.108 V/m; Power Drift = 0.00 dB
Peak SAR (extrapolated) = 1.63 W/kg
SAR(1 g) = 0.730 W/kg; SAR(10 g) = 0.360 W/kg
Maximum value of SAR (measured) = 0.928 W/kg



0 dB = 0.928 W/kg = -0.32 dBW/kg

Date: 2014-2-28

Test Laboratory: HUAWEI SAR/HAC Lab

G630-U20 WIFI 802.11b 11CH Front side 15mm

DUT: HUAWEI G630-U20, G630-U20; Type: Smart Phone; HUAWEI Ascend G630; Serial: SAR1

Communication System: UID 0, WiFi(802.11a/b/g/n) (0); Frequency: 2462 MHz;Duty Cycle: 1:1
Medium parameters used: f = 2462 MHz; σ = 2.039 S/m; ε_r = 51.133; ρ = 1000 kg/m^3
Phantom section: Flat Section

DASY Configuration:

- Probe: ES3DV3 - SN3168; ConvF(4.25, 4.25, 4.25); Calibrated: 2013-9-30;
- Sensor-Surface: 3mm (Mechanical Surface Detection), z = 2.0, 32.0
- Electronics: DAE4 Sn852; Calibrated: 2013-11-27
- Phantom: SAM2; Type: SAM; Serial: TP:1474
- DASY52 52.8.7(1137); SEMCAD X 14.6.10(7164)

Configuration/Body/Area Scan (10x16x1): Measurement grid: dx=12mm, dy=12mm
Maximum value of SAR (measured) = 0.119 W/kg

Configuration/Body/Zoom Scan (8x7x7)/Cube 0: Measurement grid: dx=5mm, dy=5mm, dz=5mm
Reference Value = 4.453 V/m; Power Drift = 0.13 dB
Peak SAR (extrapolated) = 0.179 W/kg
SAR(1 g) = 0.102 W/kg; SAR(10 g) = 0.060 W/kg
Maximum value of SAR (measured) = 0.123 W/kg

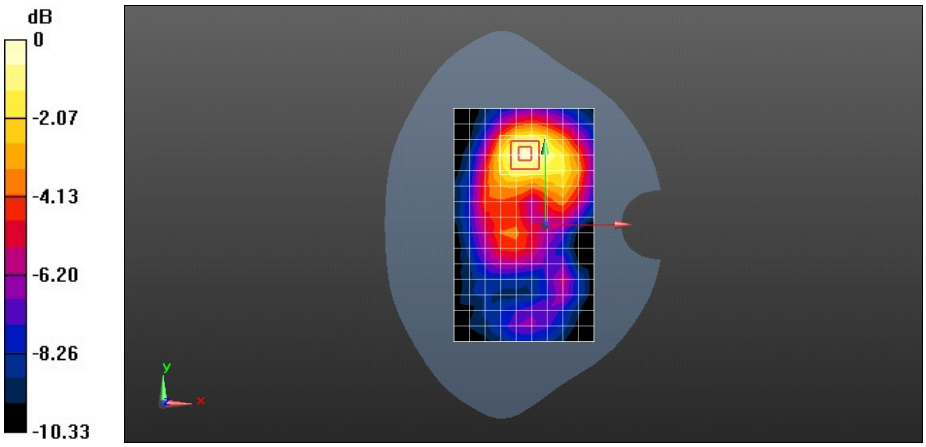

0 dB = 0.123 W/kg = -9.10 dBW/kg

Date: 2014-2-28

Test Laboratory: HUAWEI SAR/HAC Lab

G630-U20 WIFI 802.11b 11CH Back side 15mm

DUT: HUAWEI G630-U20, G630-U20; Type: Smart Phone; HUAWEI Ascend G630; Serial: SAR1

Communication System: UID 0, WiFi(802.11a/b/g/n) (0); Frequency: 2462 MHz;Duty Cycle: 1:1
Medium parameters used: f = 2462 MHz; σ = 2.039 S/m; ε_r = 51.133; ρ = 1000 kg/m^3
Phantom section: Flat Section

DASY Configuration:

- Probe: ES3DV3 - SN3168; ConvF(4.25, 4.25, 4.25); Calibrated: 2013-9-30;
- Sensor-Surface: 3mm (Mechanical Surface Detection), z = 2.0, 32.0
- Electronics: DAE4 Sn852; Calibrated: 2013-11-27
- Phantom: SAM2; Type: SAM; Serial: TP:1474
- DASY52 52.8.7(1137); SEMCAD X 14.6.10(7164)

Configuration/Body/Area Scan (10x16x1): Measurement grid: dx=12mm, dy=12mm
Maximum value of SAR (measured) = 0.104 W/kg

Configuration/Body/Zoom Scan (7x7x7)/Cube 0: Measurement grid: dx=5mm, dy=5mm, dz=5mm
Reference Value = 3.958 V/m; Power Drift = 0.02 dB
Peak SAR (extrapolated) = 0.154 W/kg
SAR(1 g) = 0.091 W/kg; SAR(10 g) = 0.049 W/kg
Maximum value of SAR (measured) = 0.108 W/kg

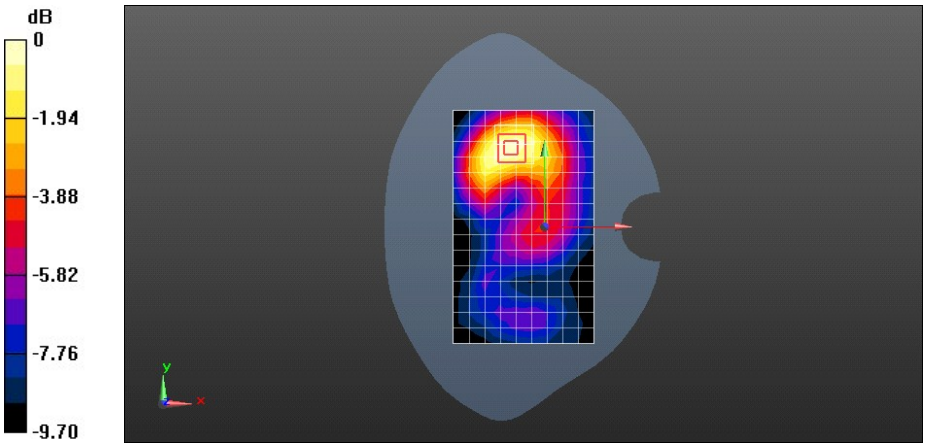

0 dB = 0.108 W/kg = -9.66 dBW/kg

Date: 2014-2-28

Test Laboratory: HUAWEI SAR/HAC Lab

G630-U20 WIFI 802.11b 11CH Front side 15mm with battery 2#

DUT: HUAWEI G630-U20, G630-U20; Type: Smart Phone; HUAWEI Ascend G630; Serial: SAR1

Communication System: UID 0, WiFi(802.11a/b/g/n) (0); Frequency: 2462 MHz;Duty Cycle: 1:1
Medium parameters used: f = 2462 MHz; σ = 2.039 S/m; ε_r = 51.133; ρ = 1000 kg/m^3
Phantom section: Flat Section

DASY Configuration:

- Probe: ES3DV3 - SN3168; ConvF(4.25, 4.25, 4.25); Calibrated: 2013-9-30;
- Sensor-Surface: 3mm (Mechanical Surface Detection), z = 2.0, 32.0
- Electronics: DAE4 Sn852; Calibrated: 2013-11-27
- Phantom: SAM2; Type: SAM; Serial: TP:1474
- DASY52 52.8.7(1137); SEMCAD X 14.6.10(7164)

Configuration/Body/Area Scan (10x16x1): Measurement grid: dx=12mm, dy=12mm
Maximum value of SAR (measured) = 0.113 W/kg

Configuration/Body/Zoom Scan (7x7x7)/Cube 0: Measurement grid: dx=5mm, dy=5mm, dz=5mm
Reference Value = 4.414 V/m; Power Drift = -0.03 dB
Peak SAR (extrapolated) = 0.172 W/kg
SAR(1 g) = 0.098 W/kg; SAR(10 g) = 0.059 W/kg
Maximum value of SAR (measured) = 0.118 W/kg

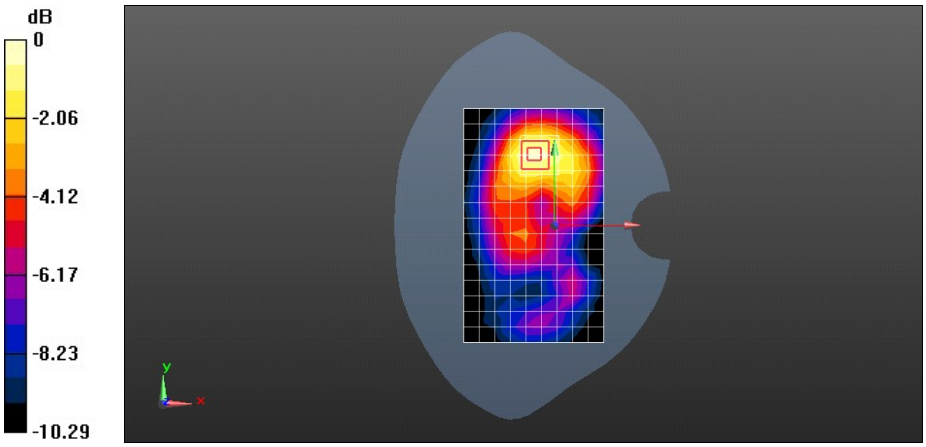

0 dB = 0.118 W/kg = -9.27 dBW/kg

Date: 2014-2-28

Test Laboratory: HUAWEI SAR/HAC Lab

G630-U20 WIFI 802.11b 11CH Front side 10mm

DUT: HUAWEI G630-U20, G630-U20; Type: Smart Phone; HUAWEI Ascend G630; Serial: SAR1

Communication System: UID 0, WiFi(802.11a/b/g/n) (0); Frequency: 2462 MHz;Duty Cycle: 1:1
Medium parameters used: f = 2462 MHz; σ = 2.039 S/m; ε_r = 51.133; ρ = 1000 kg/m^3
Phantom section: Flat Section

DASY Configuration:

- Probe: ES3DV3 - SN3168; ConvF(4.25, 4.25, 4.25); Calibrated: 2013-9-30;
- Sensor-Surface: 3mm (Mechanical Surface Detection), z = 2.0, 32.0
- Electronics: DAE4 Sn852; Calibrated: 2013-11-27
- Phantom: SAM2; Type: SAM; Serial: TP:1474
- DASY52 52.8.7(1137); SEMCAD X 14.6.10(7164)

Configuration/Body/Area Scan (10x16x1): Measurement grid: dx=12mm, dy=12mm
Maximum value of SAR (measured) = 0.224 W/kg

Configuration/Body/Zoom Scan (7x7x7)/Cube 0: Measurement grid: dx=5mm, dy=5mm, dz=5mm
Reference Value = 5.729 V/m; Power Drift = 0.09 dB
Peak SAR (extrapolated) = 0.335 W/kg
SAR(1 g) = 0.187 W/kg; SAR(10 g) = 0.109 W/kg
Maximum value of SAR (measured) = 0.228 W/kg

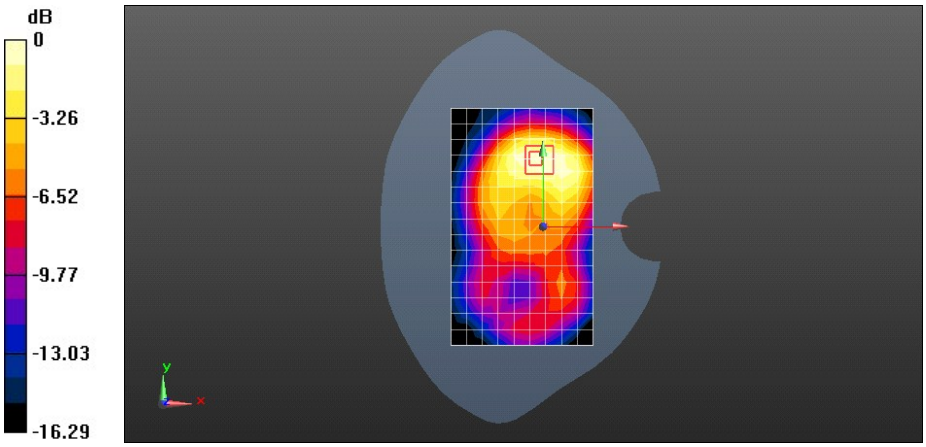

0 dB = 0.228 W/kg = -6.43 dBW/kg

Date: 2014-2-28

Test Laboratory: HUAWEI SAR/HAC Lab

G630-U20 WIFI 802.11b 11CH Back side 10mm

DUT: HUAWEI G630-U20, G630-U20; Type: Smart Phone; HUAWEI Ascend G630; Serial: SAR1

Communication System: UID 0, WiFi(802.11a/b/g/n) (0); Frequency: 2462 MHz;Duty Cycle: 1:1
Medium parameters used: f = 2462 MHz; σ = 2.039 S/m; ε_r = 51.133; ρ = 1000 kg/m^3
Phantom section: Flat Section

DASY Configuration:

- Probe: ES3DV3 - SN3168; ConvF(4.25, 4.25, 4.25); Calibrated: 2013-9-30;
- Sensor-Surface: 3mm (Mechanical Surface Detection), z = 2.0, 32.0
- Electronics: DAE4 Sn852; Calibrated: 2013-11-27
- Phantom: SAM2; Type: SAM; Serial: TP:1474
- DASY52 52.8.7(1137); SEMCAD X 14.6.10(7164)

Configuration/Body/Area Scan (10x16x1): Measurement grid: dx=12mm, dy=12mm
Maximum value of SAR (measured) = 0.282 W/kg

Configuration/Body/Zoom Scan (8x7x7)/Cube 0: Measurement grid: dx=5mm, dy=5mm, dz=5mm
Reference Value = 4.810 V/m; Power Drift = 0.13 dB
Peak SAR (extrapolated) = 0.482 W/kg
SAR(1 g) = 0.226 W/kg; SAR(10 g) = 0.122 W/kg
Maximum value of SAR (measured) = 0.286 W/kg

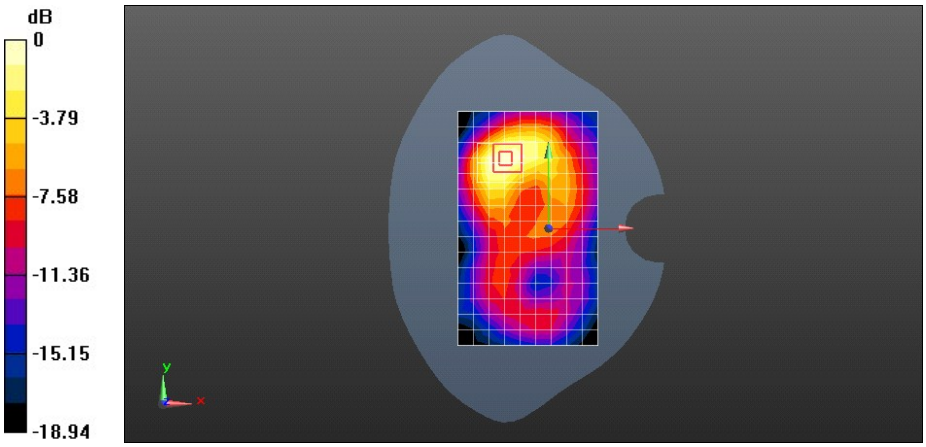

0 dB = 0.286 W/kg = -5.44 dBW/kg

Date: 2014-2-28

Test Laboratory: HUAWEI SAR/HAC Lab

G630-U20 WIFI 802.11b 11CH Right side 10mm

DUT: HUAWEI G630-U20, G630-U20; Type: Smart Phone; HUAWEI Ascend G630; Serial: SAR1

Communication System: UID 0, WiFi(802.11a/b/g/n) (0); Frequency: 2462 MHz;Duty Cycle: 1:1
Medium parameters used: f = 2462 MHz; σ = 2.039 S/m; ε_r = 51.133; ρ = 1000 kg/m^3
Phantom section: Flat Section

DASY Configuration:

- Probe: ES3DV3 - SN3168; ConvF(4.25, 4.25, 4.25); Calibrated: 2013-9-30;
- Sensor-Surface: 3mm (Mechanical Surface Detection), z = 2.0, 32.0
- Electronics: DAE4 Sn852; Calibrated: 2013-11-27
- Phantom: SAM2; Type: SAM; Serial: TP:1474
- DASY52 52.8.7(1137); SEMCAD X 14.6.10(7164)

Configuration/Body/Area Scan (8x16x1): Measurement grid: dx=12mm, dy=12mm
Maximum value of SAR (measured) = 0.161 W/kg

Configuration/Body/Zoom Scan (7x8x7)/Cube 0: Measurement grid: dx=5mm, dy=5mm, dz=5mm
Reference Value = 5.820 V/m; Power Drift = -0.03 dB
Peak SAR (extrapolated) = 0.283 W/kg
SAR(1 g) = 0.135 W/kg; SAR(10 g) = 0.068 W/kg
Maximum value of SAR (measured) = 0.174 W/kg

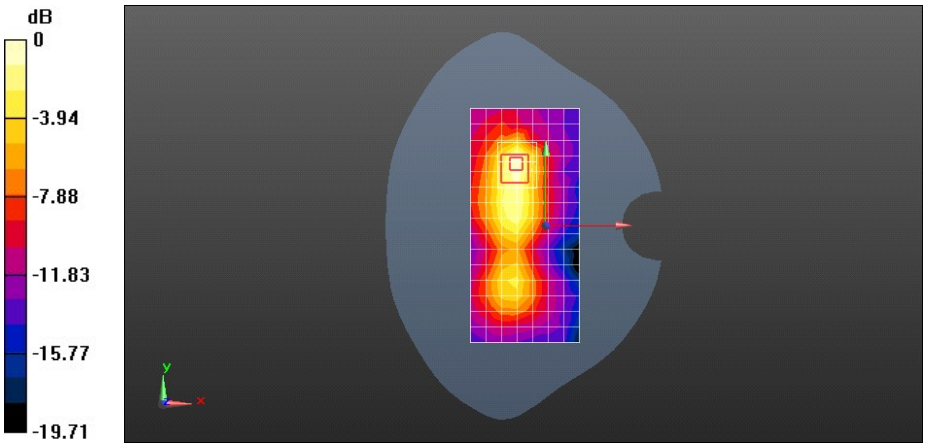

0 dB = 0.174 W/kg = -7.58 dBW/kg

Test Laboratory: HUAWEI SAR/HAC Lab

G630-U20 WIFI 802.11b 11CH Top side 10mm

DUT: HUAWEI G630-U20, G630-U20; Type: Smart Phone; HUAWEI Ascend G630; Serial: SAR1

Communication System: UID 0, WiFi(802.11a/b/g/n) (0); Frequency: 2462 MHz;Duty Cycle: 1:1
Medium parameters used: f = 2462 MHz; σ = 2.039 S/m; ε_r = 51.133; ρ = 1000 kg/m^3
Phantom section: Flat Section

DASY Configuration:

- Probe: ES3DV3 - SN3168; ConvF(4.25, 4.25, 4.25); Calibrated: 2013-9-30;
- Sensor-Surface: 3mm (Mechanical Surface Detection), z = 2.0, 32.0
- Electronics: DAE4 Sn852; Calibrated: 2013-11-27
- Phantom: SAM2; Type: SAM; Serial: TP:1474
- DASY52 52.8.7(1137); SEMCAD X 14.6.10(7164)

Configuration/Body/Area Scan (7x12x1): Measurement grid: dx=12mm, dy=12mm
Maximum value of SAR (measured) = 0.271 W/kg

Configuration/Body/Zoom Scan (7x7x7)/Cube 0: Measurement grid: dx=5mm, dy=5mm, dz=5mm
Reference Value = 11.333 V/m; Power Drift = 0.01 dB
Peak SAR (extrapolated) = 0.426 W/kg
SAR(1 g) = 0.228 W/kg; SAR(10 g) = 0.121 W/kg
Maximum value of SAR (measured) = 0.286 W/kg

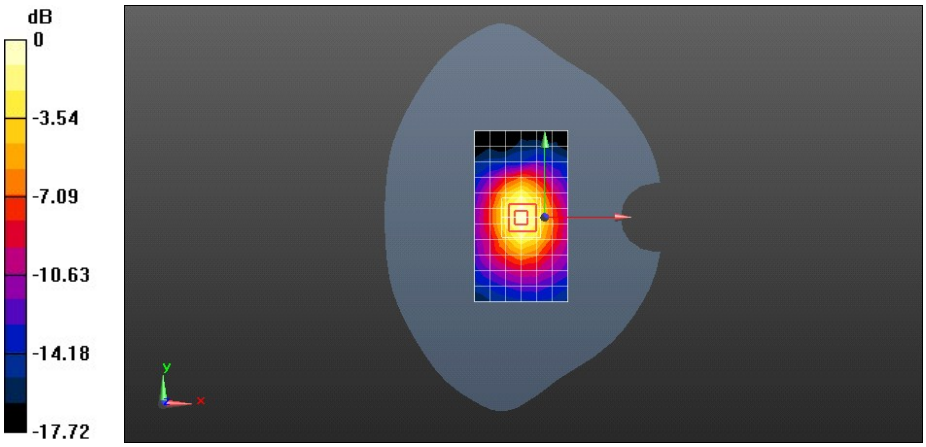

0 dB = 0.286 W/kg = -5.43 dBW/kg

Date: 2014-2-28

Test Laboratory: HUAWEI SAR/HAC Lab

G630-U20 WIFI 802.11b 11CH Back side 10mm with battery 2#

DUT: HUAWEI G630-U20, G630-U20; Type: Smart Phone; HUAWEI Ascend G630; Serial: SAR1

Communication System: UID 0, WiFi(802.11a/b/g/n) (0); Frequency: 2462 MHz;Duty Cycle: 1:1
Medium parameters used: f = 2462 MHz; σ = 2.039 S/m; ε_r = 51.133; ρ = 1000 kg/m^3
Phantom section: Flat Section

DASY Configuration:

- Probe: ES3DV3 - SN3168; ConvF(4.25, 4.25, 4.25); Calibrated: 2013-9-30;
- Sensor-Surface: 3mm (Mechanical Surface Detection), z = 2.0, 32.0
- Electronics: DAE4 Sn852; Calibrated: 2013-11-27
- Phantom: SAM2; Type: SAM; Serial: TP:1474
- DASY52 52.8.7(1137); SEMCAD X 14.6.10(7164)

Configuration/Body/Area Scan (10x16x1): Measurement grid: dx=12mm, dy=12mm
Maximum value of SAR (measured) = 0.208 W/kg

Configuration/Body/Zoom Scan (9x8x7)/Cube 0: Measurement grid: dx=5mm, dy=5mm, dz=5mm
Reference Value = 4.935 V/m; Power Drift = 0.09 dB
Peak SAR (extrapolated) = 0.384 W/kg
SAR(1 g) = 0.176 W/kg; SAR(10 g) = 0.100 W/kg
Maximum value of SAR (measured) = 0.216 W/kg

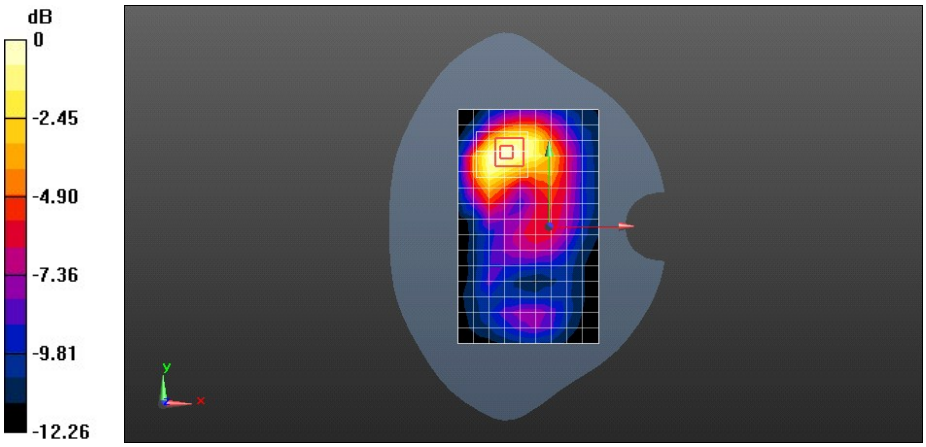

0 dB = 0.216 W/kg = -6.65 dBW/kg