Appendix B. SAR Measurement Plots

Table of contents
GSM850 Head
GSM850 Body
GSM1900 Head
GSM1900 Body
UMTS Band V Head
UMTS Band V Body
UMTS Band II Head
UMTS Band II Body
WiFi 2450 MHz Head
WiFi 2450 MHz Body

Date: 2014-3-7

Test Laboratory: HUAWEI SAR/HAC Lab

G630-U251 GSM850 190CH Left hand touch cheek

DUT: HUAWEI G630-U251; Type: Smart Phone; HUAWEI Ascend G630; Serial: SAR1

Communication System: UID 0, HW-GSM\GPRS\EGPRS-1TS (0); Frequency: 836.6 MHz;Duty Cycle: 1:8.30042
Medium parameters used: f = 837 MHz; σ = 0.918 S/m; ε_r = 41.849; ρ = 1000 kg/m^3
Phantom section: Left Section

DASY Configuration:

- Probe: ES3DV3 - SN3168; ConvF(6.26, 6.26, 6.26); Calibrated: 2013-9-30;
- Sensor-Surface: 3mm (Mechanical Surface Detection), z = 2.0, 32.0
- Electronics: DAE4 Sn852; Calibrated: 2013-11-27
- Phantom: SAM1; Type: SAM; Serial: TP-1475
- DASY52 52.8.7(1137); SEMCAD X 14.6.10(7164)

Configuration/Head/Area Scan (8x13x1): Measurement grid: dx=15mm, dy=15mm
Maximum value of SAR (measured) = 0.398 W/kg

Configuration/Head/Zoom Scan (5x5x7)/Cube 0: Measurement grid: dx=8mm, dy=8mm, dz=5mm
Reference Value = 9.937 V/m; Power Drift = -0.15 dB
Peak SAR (extrapolated) = 0.493 W/kg
SAR(1 g) = 0.370 W/kg; SAR(10 g) = 0.272 W/kg
Maximum value of SAR (measured) = 0.411 W/kg



0 dB = 0.411 W/kg = -3.86 dBW/kg

Test Laboratory: HUAWEI SAR/HAC Lab

G630-U251 GSM850 190CH Left hand touch cheek with battery 2#

DUT: HUAWEI G630-U251; Type: Smart Phone; HUAWEI Ascend G630; Serial: SAR1

Communication System: UID 0, HW-GSM\GPRS\EGPRS-1TS (0); Frequency: 836.6 MHz;Duty Cycle: 1:8.30042
Medium parameters used: f = 837 MHz; σ = 0.918 S/m; ε_r = 41.849; ρ = 1000 kg/m^3
Phantom section: Left Section

DASY Configuration:

- Probe: ES3DV3 - SN3168; ConvF(6.26, 6.26, 6.26); Calibrated: 2013-9-30;
- Sensor-Surface: 3mm (Mechanical Surface Detection), z = 2.0, 32.0
- Electronics: DAE4 Sn852; Calibrated: 2013-11-27
- Phantom: SAM1; Type: SAM; Serial: TP-1475
- DASY52 52.8.7(1137); SEMCAD X 14.6.10(7164)

Configuration/Head/Area Scan (8x13x1): Measurement grid: dx=15mm, dy=15mm
Maximum value of SAR (measured) = 0.383 W/kg

Configuration/Head/Zoom Scan (5x5x7)/Cube 0: Measurement grid: dx=8mm, dy=8mm, dz=5mm
Reference Value = 10.136 V/m; Power Drift = -0.04 dB
Peak SAR (extrapolated) = 0.468 W/kg
SAR(1 g) = 0.360 W/kg; SAR(10 g) = 0.268 W/kg
Maximum value of SAR (measured) = 0.400 W/kg



0 dB = 0.400 W/kg = -3.98 dBW/kg

Date: 2014-3-8

Test Laboratory: HUAWEI SAR/HAC Lab

G630-U251 GSM850 190CH Back side 15mm with battery 2#

DUT: HUAWEI G630-U251; Type: Smart Phone; HUAWEI Ascend G630; Serial: SAR1

Communication System: UID 0, HW-GSM\GPRS\EGPRS-1TS (0); Frequency: 836.6 MHz;Duty Cycle: 1:8.30042
Medium parameters used: f = 837 MHz; σ = 0.987 S/m; ε_r = 55.114; ρ = 1000 kg/m^3
Phantom section: Flat Section

DASY Configuration:

- Probe: ES3DV3 - SN3168; ConvF(6.06, 6.06, 6.06); Calibrated: 2013-9-30;
- Sensor-Surface: 3mm (Mechanical Surface Detection), z = -8.0, 32.0
- Electronics: DAE4 Sn852; Calibrated: 2013-11-27
- Phantom: SAM2; Type: SAM; Serial: TP:1474
- DASY52 52.8.7(1137); SEMCAD X 14.6.10(7164)

Configuration/Body/Area Scan (8x13x1): Measurement grid: dx=15mm, dy=15mm
Maximum value of SAR (measured) = 0.585 W/kg

Configuration/Body/Zoom Scan (5x5x7)/Cube 0: Measurement grid: dx=8mm, dy=8mm, dz=5mm
Reference Value = 24.131 V/m; Power Drift = -0.03 dB
Peak SAR (extrapolated) = 0.680 W/kg
SAR(1 g) = 0.542 W/kg; SAR(10 g) = 0.414 W/kg
Maximum value of SAR (measured) = 0.596 W/kg

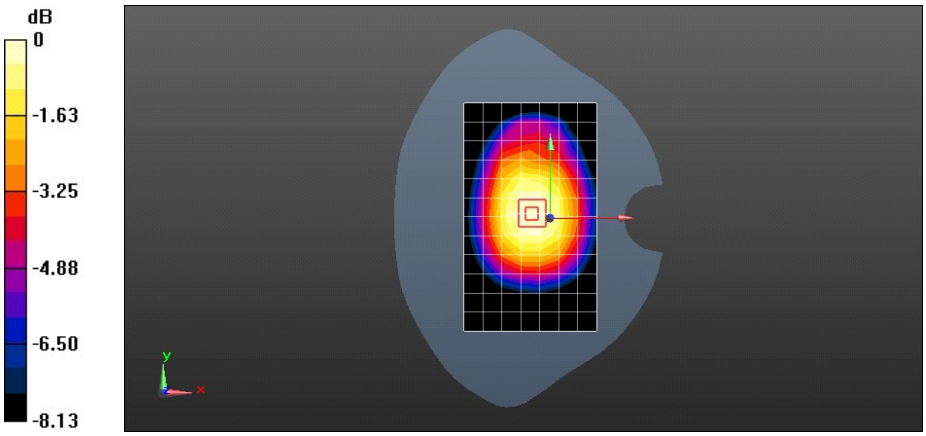

0 dB = 0.596 W/kg = -2.25 dBW/kg

Test Laboratory: HUAWEI SAR/HAC Lab

G630-U251 GSM850 GPRS 4TS 190CH Back side 10mm with battery 2#

DUT: HUAWEI G630-U251; Type: Smart Phone; HUAWEI Ascend G630; Serial: SAR1

Communication System: UID 0, HW-GSM\GPRS\EGPRS-4TS (0); Frequency: 836.6 MHz;Duty Cycle: 1:2.0797
Medium parameters used: f = 837 MHz; σ = 0.987 S/m; ε_r = 55.114; ρ = 1000 kg/m^3
Phantom section: Flat Section

DASY Configuration:

- Probe: ES3DV3 - SN3168; ConvF(6.06, 6.06, 6.06); Calibrated: 2013-9-30;
- Sensor-Surface: 3mm (Mechanical Surface Detection), z = -8.0, 32.0
- Electronics: DAE4 Sn852; Calibrated: 2013-11-27
- Phantom: SAM2; Type: SAM; Serial: TP:1474
- DASY52 52.8.7(1137); SEMCAD X 14.6.10(7164)

Configuration/Body/Area Scan (8x13x1): Measurement grid: dx=15mm, dy=15mm
Maximum value of SAR (measured) = 0.627 W/kg

Configuration/Body/Zoom Scan (5x5x7)/Cube 0: Measurement grid: dx=8mm, dy=8mm, dz=5mm
Reference Value = 25.374 V/m; Power Drift = -0.02 dB
Peak SAR (extrapolated) = 0.745 W/kg
SAR(1 g) = 0.600 W/kg; SAR(10 g) = 0.461 W/kg
Maximum value of SAR (measured) = 0.656 W/kg

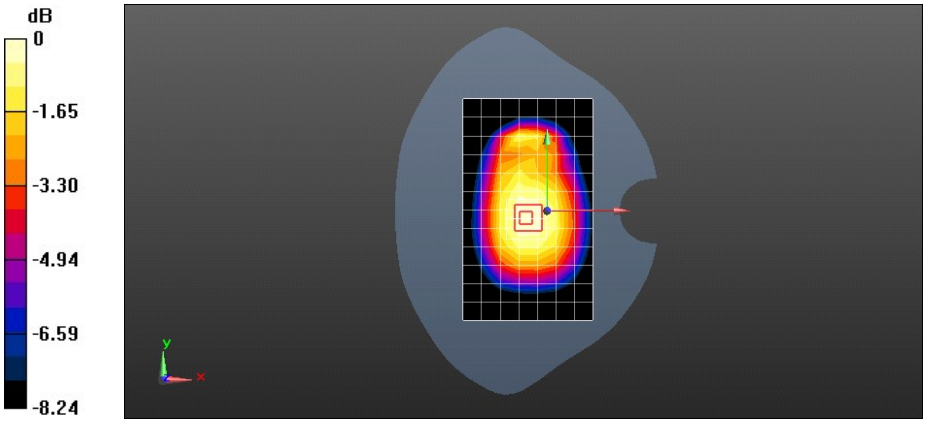

0 dB = 0.656 W/kg = -1.83 dBW/kg

Date: 2014-3-10

Test Laboratory: HUAWEI SAR/HAC Lab

G630-U251 GSM1900 661CH Left hand touch cheek

DUT: HUAWEI G630-U251; Type: Smart Phone; HUAWEI Ascend G630; Serial: SAR1

Communication System: UID 0, HW-GSM\GPRS\EGPRS-1TS (0); Frequency: 1880 MHz;Duty Cycle: 1:8.30042
Medium parameters used: f = 1880 MHz; σ = 1.396 S/m; ε_r = 40.511; ρ = 1000 kg/m^3
Phantom section: Left Section

DASY Configuration:

- Probe: ES3DV3 - SN3168; ConvF(5.15, 5.15, 5.15); Calibrated: 2013-9-30;
- Sensor-Surface: 3mm (Mechanical Surface Detection), z = 2.0, 32.0
- Electronics: DAE4 Sn852; Calibrated: 2013-11-27
- Phantom: SAM2; Type: SAM; Serial: TP:1474
- DASY52 52.8.7(1137); SEMCAD X 14.6.10(7164)

Configuration/Head/Area Scan (8x13x1): Measurement grid: dx=15mm, dy=15mm
Maximum value of SAR (measured) = 0.114 W/kg

Configuration/Head/Zoom Scan (5x5x7)/Cube 0: Measurement grid: dx=8mm, dy=8mm, dz=5mm
Reference Value = 3.925 V/m; Power Drift = 0.19 dB
Peak SAR (extrapolated) = 0.148 W/kg
SAR(1 g) = 0.098 W/kg; SAR(10 g) = 0.061 W/kg
Maximum value of SAR (measured) = 0.112 W/kg



0 dB = 0.112 W/kg = -9.49 dBW/kg

Date: 2014-3-10

Test Laboratory: HUAWEI SAR/HAC Lab

G630-U251 GSM1900 661CH Back side 15mm with battery 2#

DUT: HUAWEI G630-U251; Type: Smart Phone; HUAWEI Ascend G630; Serial: SAR1

Communication System: UID 0, HW-GSM\GPRS\EGPRS-1TS (0); Frequency: 1880 MHz;Duty Cycle: 1:8.30042
Medium parameters used: f = 1880 MHz; σ = 1.498 S/m; ε_r = 52.705; ρ = 1000 kg/m^3
Phantom section: Flat Section

DASY Configuration:

- Probe: ES3DV3 - SN3168; ConvF(4.72, 4.72, 4.72); Calibrated: 2013-9-30;
- Sensor-Surface: 3mm (Mechanical Surface Detection), z = 2.0, 32.0
- Electronics: DAE4 Sn852; Calibrated: 2013-11-27
- Phantom: SAM1; Type: SAM; Serial: TP-1475
- DASY52 52.8.7(1137); SEMCAD X 14.6.10(7164)

Configuration/Body/Area Scan (8x13x1): Measurement grid: dx=15mm, dy=15mm
Maximum value of SAR (measured) = 0.376 W/kg

Configuration/Body/Zoom Scan (5x5x7)/Cube 0: Measurement grid: dx=8mm, dy=8mm, dz=5mm
Reference Value = 4.476 V/m; Power Drift = -0.06 dB
Peak SAR (extrapolated) = 0.578 W/kg
SAR(1 g) = 0.369 W/kg; SAR(10 g) = 0.218 W/kg
Maximum value of SAR (measured) = 0.445 W/kg

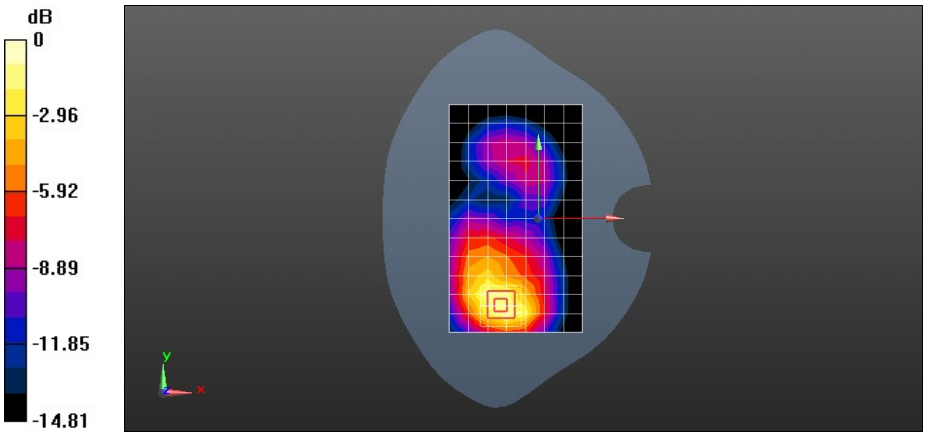

0 dB = 0.445 W/kg = -3.52 dBW/kg

Date: 2014-3-10

Test Laboratory: HUAWEI SAR/HAC Lab

G630-U251 GSM1900 GPRS 2TS 810CH Back side 10mm

DUT: HUAWEI G630-U251; Type: Smart Phone; HUAWEI Ascend G630; Serial: SAR1

Communication System: UID 0, HW-GSM\GPRS\EGPRS-2TS (0); Frequency: 1909.8 MHz;Duty Cycle: 1:4.10015
Medium parameters used: f = 1910 MHz; σ = 1.532 S/m; ε_r = 52.536; ρ = 1000 kg/m^3
Phantom section: Flat Section

DASY Configuration:

- Probe: ES3DV3 - SN3168; ConvF(4.72, 4.72, 4.72); Calibrated: 2013-9-30;
- Sensor-Surface: 3mm (Mechanical Surface Detection), z = 2.0, 32.0
- Electronics: DAE4 Sn852; Calibrated: 2013-11-27
- Phantom: SAM1; Type: SAM; Serial: TP-1475
- DASY52 52.8.7(1137); SEMCAD X 14.6.10(7164)

Configuration/Body/Area Scan (8x13x1): Measurement grid: dx=15mm, dy=15mm
Maximum value of SAR (measured) = 0.920 W/kg

Configuration/Body/Zoom Scan (5x5x7)/Cube 0: Measurement grid: dx=8mm, dy=8mm, dz=5mm
Reference Value = 6.136 V/m; Power Drift = 0.04 dB
Peak SAR (extrapolated) = 1.60 W/kg
SAR(1 g) = 0.944 W/kg; SAR(10 g) = 0.511 W/kg
Maximum value of SAR (measured) = 1.17 W/kg

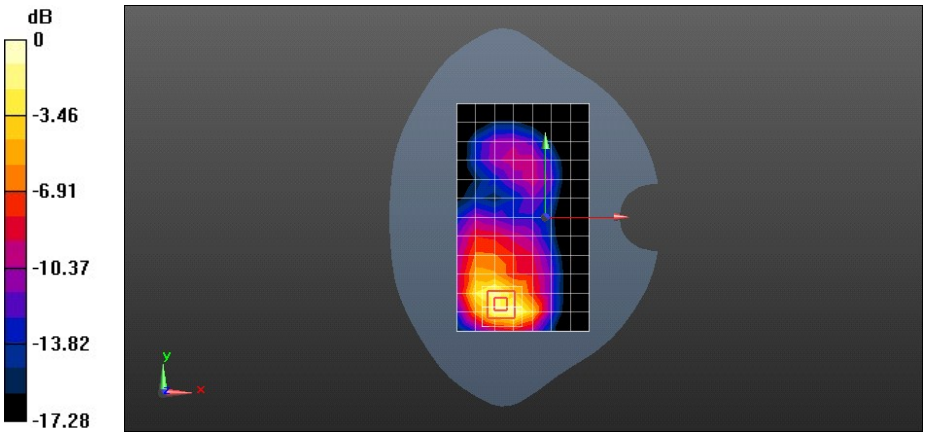

0 dB = 1.17 W/kg = 0.68 dBW/kg

Date: 2014-3-10

Test Laboratory: HUAWEI SAR/HAC Lab

G630-U251 GSM1900 GPRS 2TS 810CH Back Side 10mm-repeated

DUT: HUAWEI G630-U251; Type: Smart Phone; HUAWEI Ascend G630; Serial: SAR1

Communication System: UID 0, HW-GSM\GPRS\EGPRS-2TS (0); Frequency: 1909.8 MHz;Duty Cycle: 1:4.10015
Medium parameters used: f = 1910 MHz; σ = 1.532 S/m; ε_r = 52.536; ρ = 1000 kg/m^3
Phantom section: Flat Section

DASY Configuration:

- Probe: ES3DV3 - SN3168; ConvF(4.72, 4.72, 4.72); Calibrated: 2013-9-30;
- Sensor-Surface: 3mm (Mechanical Surface Detection), z = 2.0, 32.0
- Electronics: DAE4 Sn852; Calibrated: 2013-11-27
- Phantom: SAM1; Type: SAM; Serial: TP-1475
- DASY52 52.8.7(1137); SEMCAD X 14.6.10(7164)

Configuration/Body/Area Scan (8x13x1): Measurement grid: dx=15mm, dy=15mm
Maximum value of SAR (measured) = 1.03 W/kg

Configuration/Body/Zoom Scan (5x5x7)/Cube 0: Measurement grid: dx=8mm, dy=8mm, dz=5mm
Reference Value = 8.950 V/m; Power Drift = -0.01 dB
Peak SAR (extrapolated) = 1.51 W/kg
SAR(1 g) = 0.892 W/kg; SAR(10 g) = 0.482 W/kg
Maximum value of SAR (measured) = 1.10 W/kg

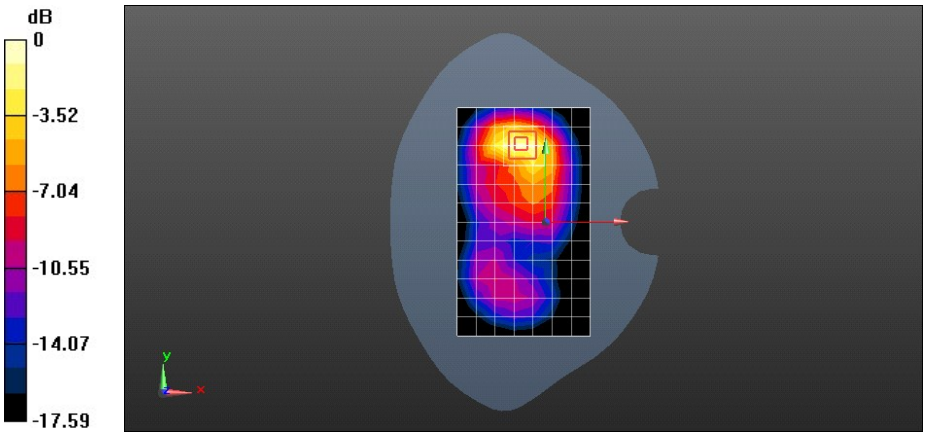

0 dB = 1.10 W/kg = 0.42 dBW/kg

Test Laboratory: HUAWEI SAR/HAC Lab

G630-U251 UMTS Band V 4182CH Left hand touch cheek

DUT: HUAWEI G630-U251; Type: Smart Phone; HUAWEI Ascend G630; Serial: SAR1

Communication System: UID 0, HW-UMTS-FDD(WCDMA) (0); Frequency: 836.4 MHz;Duty Cycle: 1:1
Medium parameters used (interpolated): f = 836.4 MHz; σ = 0.919 S/m; ε_r = 41.796; ρ = 1000 kg/m^3
Phantom section: Left Section

DASY Configuration:

- Probe: ES3DV3 - SN3168; ConvF(6.26, 6.26, 6.26); Calibrated: 2013-9-30;
- Sensor-Surface: 3mm (Mechanical Surface Detection), z = 2.0, 32.0
- Electronics: DAE4 Sn852; Calibrated: 2013-11-27
- Phantom: SAM1; Type: SAM; Serial: TP-1475
- DASY52 52.8.7(1137); SEMCAD X 14.6.10(7164)

Configuration/Head/Area Scan (8x13x1): Measurement grid: dx=15mm, dy=15mm

Info: Interpolated medium parameters used for SAR evaluation.
Maximum value of SAR (measured) = 0.484 W/kg

Configuration/Head/Zoom Scan (6x5x7)/Cube 0: Measurement grid: dx=8mm, dy=8mm, dz=5mm
Reference Value = 11.090 V/m; Power Drift = 0.14 dB
Peak SAR (extrapolated) = 0.604 W/kg
SAR(1 g) = 0.459 W/kg; SAR(10 g) = 0.344 W/kg

Info: Interpolated medium parameters used for SAR evaluation.
Maximum value of SAR (measured) = 0.505 W/kg



0 dB = 0.505 W/kg = -2.97 dBW/kg

Date: 2014-3-7

Test Laboratory: HUAWEI SAR/HAC Lab

G630-U251 UMTS Band V 4182CH Left hand touch cheek with battery 2#

DUT: HUAWEI G630-U251; Type: Smart Phone; HUAWEI Ascend G630; Serial: SAR1

Communication System: UID 0, HW-UMTS-FDD(WCDMA) (0); Frequency: 836.4 MHz;Duty Cycle: 1:1
Medium parameters used (interpolated): f = 836.4 MHz; σ = 0.919 S/m; ε_r = 41.796; ρ = 1000 kg/m^3
Phantom section: Left Section

DASY Configuration:

- Probe: ES3DV3 - SN3168; ConvF(6.26, 6.26, 6.26); Calibrated: 2013-9-30;
- Sensor-Surface: 3mm (Mechanical Surface Detection), z = 2.0, 32.0
- Electronics: DAE4 Sn852; Calibrated: 2013-11-27
- Phantom: SAM1; Type: SAM; Serial: TP-1475
- DASY52 52.8.7(1137); SEMCAD X 14.6.10(7164)

Configuration/Head/Area Scan (8x13x1): Measurement grid: dx=15mm, dy=15mm

Info: Interpolated medium parameters used for SAR evaluation.
Maximum value of SAR (measured) = 0.500 W/kg

Configuration/Head/Zoom Scan (6x5x7)/Cube 0: Measurement grid: dx=8mm, dy=8mm, dz=5mm
Reference Value = 11.259 V/m; Power Drift = 0.06 dB
Peak SAR (extrapolated) = 0.632 W/kg
SAR(1 g) = 0.473 W/kg; SAR(10 g) = 0.354 W/kg

Info: Interpolated medium parameters used for SAR evaluation.
Maximum value of SAR (measured) = 0.532 W/kg



0 dB = 0.532 W/kg = -2.74 dBW/kg

Test Laboratory: HUAWEI SAR/HAC Lab

G630-U251 UMTS Band V 4182CH Back side 15mm

DUT: HUAWEI G630-U251; Type: Smart Phone; HUAWEI Ascend G630; Serial: SAR1

Communication System: UID 0, HW-UMTS-FDD(WCDMA) (0); Frequency: 836.4 MHz;Duty Cycle: 1:1
Medium parameters used (interpolated): f = 836.4 MHz; σ = 0.985 S/m; ε_r = 55.216; ρ = 1000 kg/m^3
Phantom section: Flat Section

DASY Configuration:

- Probe: ES3DV3 - SN3168; ConvF(6.06, 6.06, 6.06); Calibrated: 2013-9-30;
- Sensor-Surface: 3mm (Mechanical Surface Detection), z = 2.0, 32.0
- Electronics: DAE4 Sn852; Calibrated: 2013-11-27
- Phantom: SAM2; Type: SAM; Serial: TP:1474
- DASY52 52.8.7(1137); SEMCAD X 14.6.10(7164)

Configuration/Body/Area Scan (8x13x1): Measurement grid: dx=15mm, dy=15mm

Info: Interpolated medium parameters used for SAR evaluation.
Maximum value of SAR (measured) = 0.671 W/kg

Configuration/Body/Zoom Scan (5x5x7)/Cube 0: Measurement grid: dx=8mm, dy=8mm, dz=5mm
Reference Value = 25.672 V/m; Power Drift = -0.01 dB
Peak SAR (extrapolated) = 0.762 W/kg
SAR(1 g) = 0.608 W/kg; SAR(10 g) = 0.464 W/kg

Info: Interpolated medium parameters used for SAR evaluation.
Maximum value of SAR (measured) = 0.668 W/kg

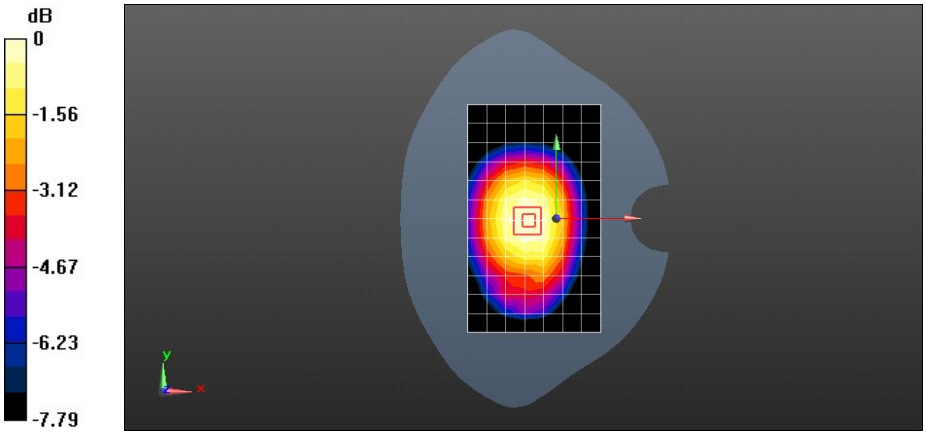

0 dB = 0.668 W/kg = -1.75 dBW/kg

Date: 2014-3-8

Test Laboratory: HUAWEI SAR/HAC Lab

G630-U251 UMTS Band V 4182CH Back side 10mm with battery 2#

DUT: HUAWEI G630-U251; Type: Smart Phone; HUAWEI Ascend G630; Serial: SAR1

Communication System: UID 0, HW-UMTS-FDD(WCDMA) (0); Frequency: 846.6 MHz;Duty Cycle: 1:1
Medium parameters used: f = 847 MHz; σ = 1.025 S/m; ε_r = 55.108; ρ = 1000 kg/m^3
Phantom section: Flat Section

DASY Configuration:

- Probe: ES3DV3 - SN3168; ConvF(6.06, 6.06, 6.06); Calibrated: 2013-9-30;
- Sensor-Surface: 3mm (Mechanical Surface Detection), z = 2.0, 32.0
- Electronics: DAE4 Sn852; Calibrated: 2013-11-27
- Phantom: SAM2; Type: SAM; Serial: TP:1474
- DASY52 52.8.7(1137); SEMCAD X 14.6.10(7164)

Configuration/Body/Area Scan (8x13x1): Measurement grid: dx=15mm, dy=15mm
Maximum value of SAR (measured) = 0.747 W/kg

Configuration/Body/Zoom Scan (6x5x7)/Cube 0: Measurement grid: dx=8mm, dy=8mm, dz=5mm
Reference Value = 27.025 V/m; Power Drift = 0.01 dB
Peak SAR (extrapolated) = 0.883 W/kg
SAR(1 g) = 0.704 W/kg; SAR(10 g) = 0.537 W/kg
Maximum value of SAR (measured) = 0.772 W/kg

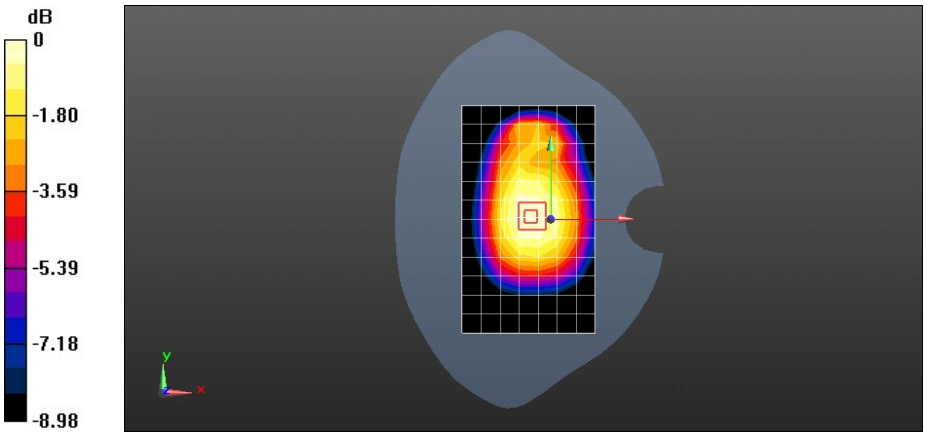

0 dB = 0.772 W/kg = -1.12 dBW/kg

Date: 2014-3-10

Test Laboratory: HUAWEI SAR/HAC Lab

G630-U251 UMTS Band II 9400CH Left hand touch cheek

DUT: HUAWEI G630-U251; Type: Smart Phone; HUAWEI Ascend G630; Serial: SAR1

Communication System: UID 0, HW-UMTS-FDD(WCDMA) (0); Frequency: 1880 MHz;Duty Cycle: 1:1
Medium parameters used: f = 1880 MHz; σ = 1.396 S/m; ε_r = 40.511; ρ = 1000 kg/m^3
Phantom section: Left Section

DASY Configuration:

- Probe: ES3DV3 - SN3168; ConvF(5.15, 5.15, 5.15); Calibrated: 2013-9-30;
- Sensor-Surface: 3mm (Mechanical Surface Detection), z = 2.0, 32.0
- Electronics: DAE4 Sn852; Calibrated: 2013-11-27
- Phantom: SAM2; Type: SAM; Serial: TP:1474
- DASY52 52.8.7(1137); SEMCAD X 14.6.10(7164)

Configuration/Head/Area Scan (8x13x1): Measurement grid: dx=15mm, dy=15mm
Maximum value of SAR (measured) = 0.416 W/kg

Configuration/Head/Zoom Scan (5x5x7)/Cube 0: Measurement grid: dx=8mm, dy=8mm, dz=5mm
Reference Value = 7.601 V/m; Power Drift = 0.01 dB
Peak SAR (extrapolated) = 0.541 W/kg
SAR(1 g) = 0.359 W/kg; SAR(10 g) = 0.222 W/kg
Maximum value of SAR (measured) = 0.418 W/kg

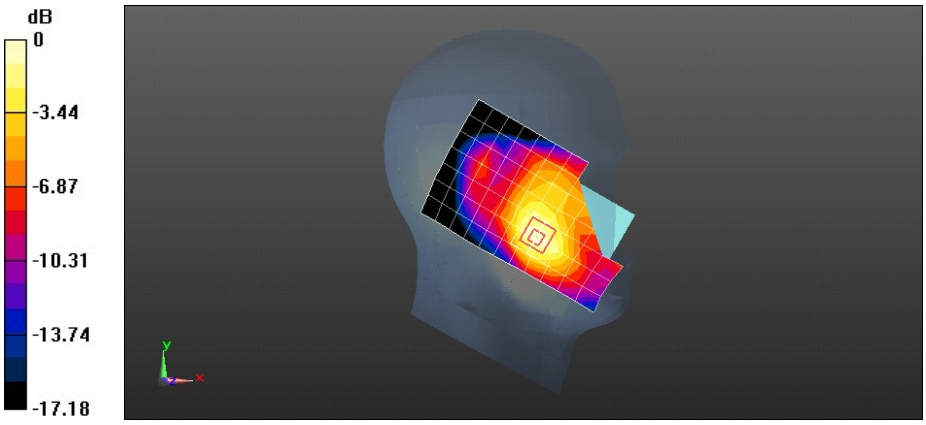

0 dB = 0.418 W/kg = -3.78 dBW/kg

Date: 2014-3-10

Test Laboratory: HUAWEI SAR/HAC Lab

G630-U251 UMTS Band II 9400CH Right hand touch cheek

DUT: HUAWEI G630-U251; Type: Smart Phone; HUAWEI Ascend G630; Serial: SAR1

Communication System: UID 0, HW-UMTS-FDD(WCDMA) (0); Frequency: 1880 MHz;Duty Cycle: 1:1
Medium parameters used: f = 1880 MHz; σ = 1.396 S/m; ε_r = 40.511; ρ = 1000 kg/m^3
Phantom section: Right Section

DASY Configuration:

- Probe: ES3DV3 - SN3168; ConvF(5.15, 5.15, 5.15); Calibrated: 2013-9-30;
- Sensor-Surface: 3mm (Mechanical Surface Detection), z = 2.0, 32.0
- Electronics: DAE4 Sn852; Calibrated: 2013-11-27
- Phantom: SAM2; Type: SAM; Serial: TP:1474
- DASY52 52.8.7(1137); SEMCAD X 14.6.10(7164)

Configuration/Head/Area Scan (8x13x1): Measurement grid: dx=15mm, dy=15mm
Maximum value of SAR (measured) = 0.431 W/kg

Configuration/Head/Zoom Scan (5x5x7)/Cube 0: Measurement grid: dx=8mm, dy=8mm, dz=5mm
Reference Value = 7.009 V/m; Power Drift = 0.07 dB
Peak SAR (extrapolated) = 0.562 W/kg
SAR(1 g) = 0.364 W/kg; SAR(10 g) = 0.230 W/kg
Maximum value of SAR (measured) = 0.423 W/kg

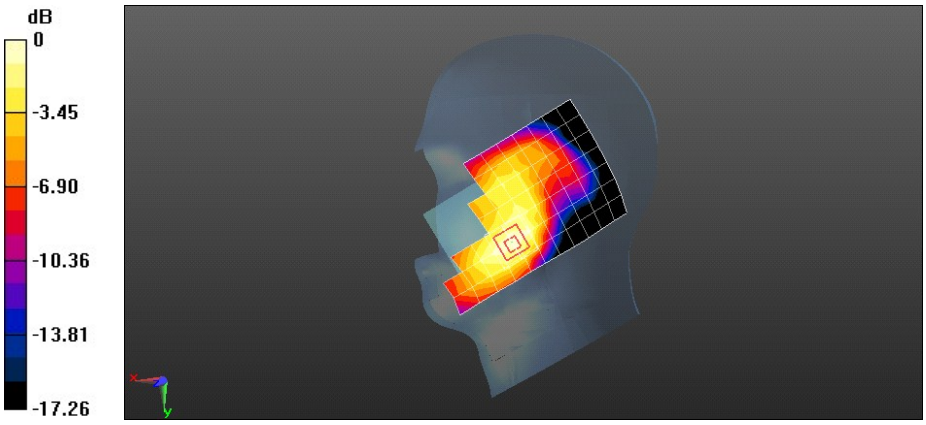

0 dB = 0.423 W/kg = -3.74 dBW/kg

Test Laboratory: HUAWEI SAR/HAC Lab

G630-U251 UMTS Band II 9262CH Back side 15mm

DUT: HUAWEI G630-U251; Type: Smart Phone; HUAWEI Ascend G630; Serial: SAR1

Communication System: UID 0, HW-UMTS-FDD(WCDMA) (0); Frequency: 1852.4 MHz;Duty Cycle: 1:1
Medium parameters used (interpolated): f = 1852.4 MHz; σ = 1.474 S/m; ε_r = 52.732; ρ = 1000 kg/m^3
Phantom section: Flat Section

DASY Configuration:

- Probe: ES3DV3 - SN3168; ConvF(4.72, 4.72, 4.72); Calibrated: 2013-9-30;
- Sensor-Surface: 3mm (Mechanical Surface Detection), z = 2.0, 32.0
- Electronics: DAE4 Sn852; Calibrated: 2013-11-27
- Phantom: SAM1; Type: SAM; Serial: TP-1475
- DASY52 52.8.7(1137); SEMCAD X 14.6.10(7164)

Configuration/Body/Area Scan (8x13x1): Measurement grid: dx=15mm, dy=15mm

Info: Interpolated medium parameters used for SAR evaluation.
Maximum value of SAR (measured) = 1.15 W/kg

Configuration/Body/Zoom Scan (5x5x7)/Cube 0: Measurement grid: dx=8mm, dy=8mm, dz=5mm
Reference Value = 7.722 V/m; Power Drift = 0.01 dB
Peak SAR (extrapolated) = 1.55 W/kg
SAR(1 g) = 0.991 W/kg; SAR(10 g) = 0.582 W/kg

Info: Interpolated medium parameters used for SAR evaluation.
Maximum value of SAR (measured) = 1.19 W/kg

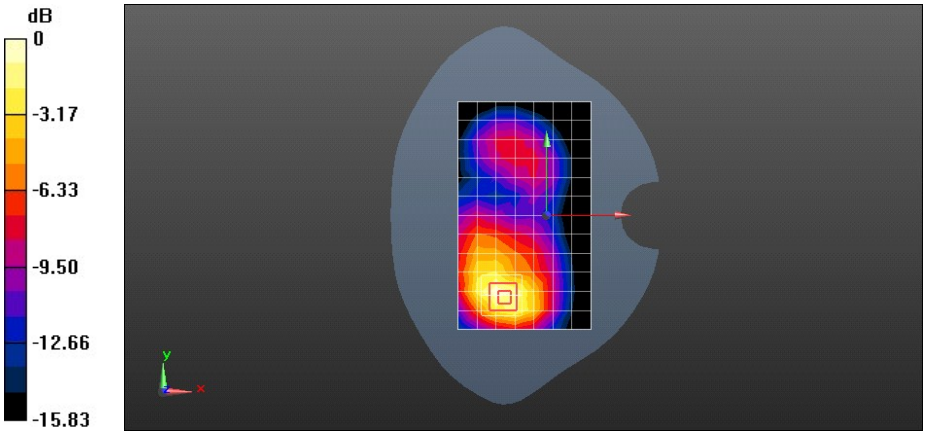

0 dB = 1.19 W/kg = 0.74 dBW/kg

Test Laboratory: HUAWEI SAR/HAC Lab

G630-U251 UMTS Band II 9262CH Back side 15mm-repeated

DUT: HUAWEI G630-U251; Type: Smart Phone; HUAWEI Ascend G630; Serial: SAR1

Communication System: UID 0, HW-UMTS-FDD(WCDMA) (0); Frequency: 1852.4 MHz;Duty Cycle: 1:1
Medium parameters used (interpolated): f = 1852.4 MHz; σ = 1.474 S/m; ε_r = 52.732; ρ = 1000 kg/m^3
Phantom section: Flat Section

DASY Configuration:

- Probe: ES3DV3 - SN3168; ConvF(4.72, 4.72, 4.72); Calibrated: 2013-9-30;
- Sensor-Surface: 3mm (Mechanical Surface Detection), z = 2.0, 32.0
- Electronics: DAE4 Sn852; Calibrated: 2013-11-27
- Phantom: SAM1; Type: SAM; Serial: TP-1475
- DASY52 52.8.7(1137); SEMCAD X 14.6.10(7164)

Configuration/Body/Area Scan (8x13x1): Measurement grid: dx=15mm, dy=15mm

Info: Interpolated medium parameters used for SAR evaluation.
Maximum value of SAR (measured) = 1.10 W/kg

Configuration/Body/Zoom Scan (5x5x7)/Cube 0: Measurement grid: dx=8mm, dy=8mm, dz=5mm
Reference Value = 7.698 V/m; Power Drift = 0.00 dB
Peak SAR (extrapolated) = 1.52 W/kg
SAR(1 g) = 0.971 W/kg; SAR(10 g) = 0.571 W/kg

Info: Interpolated medium parameters used for SAR evaluation.
Maximum value of SAR (measured) = 1.16 W/kg

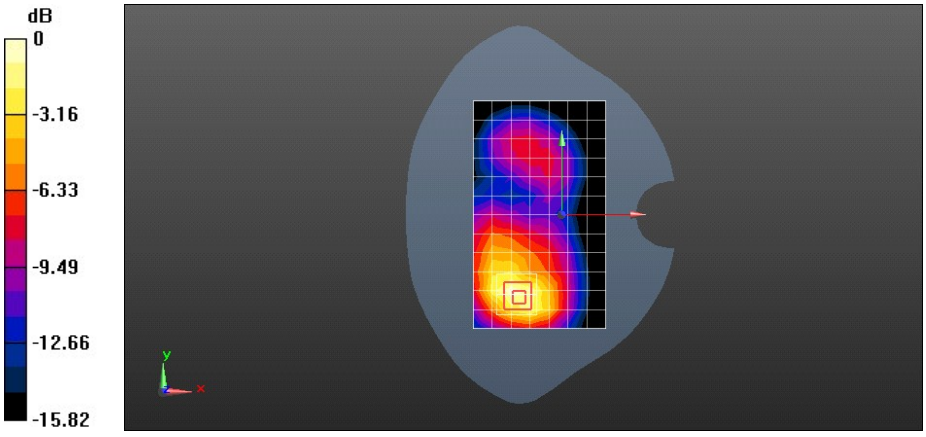

0 dB = 1.16 W/kg = 0.66 dBW/kg

Date: 2014-3-10

Test Laboratory: HUAWEI SAR/HAC Lab

G630-U251 UMTS Band II 9262CH Back side 10mm

DUT: HUAWEI G630-U251; Type: Smart Phone; HUAWEI Ascend G630; Serial: SAR1

Communication System: UID 0, HW-UMTS-FDD(WCDMA) (0); Frequency: 1852.4 MHz;Duty Cycle: 1:1
Medium parameters used (interpolated): f = 1852.4 MHz; σ = 1.474 S/m; ε_r = 52.732; ρ = 1000 kg/m^3
Phantom section: Flat Section

DASY Configuration:

- Probe: ES3DV3 - SN3168; ConvF(4.72, 4.72, 4.72); Calibrated: 2013-9-30;
- Sensor-Surface: 3mm (Mechanical Surface Detection), z = 2.0, 32.0
- Electronics: DAE4 Sn852; Calibrated: 2013-11-27
- Phantom: SAM1; Type: SAM; Serial: TP-1475
- DASY52 52.8.7(1137); SEMCAD X 14.6.10(7164)

Configuration/Body/Area Scan (8x13x1): Measurement grid: dx=15mm, dy=15mm

Info: Interpolated medium parameters used for SAR evaluation.
Maximum value of SAR (measured) = 1.15 W/kg

Configuration/Body/Zoom Scan (5x5x7)/Cube 0: Measurement grid: dx=8mm, dy=8mm, dz=5mm
Reference Value = 9.162 V/m; Power Drift = 0.04 dB
Peak SAR (extrapolated) = 1.62 W/kg
SAR(1 g) = 0.985 W/kg; SAR(10 g) = 0.547 W/kg

Info: Interpolated medium parameters used for SAR evaluation.
Maximum value of SAR (measured) = 1.21 W/kg

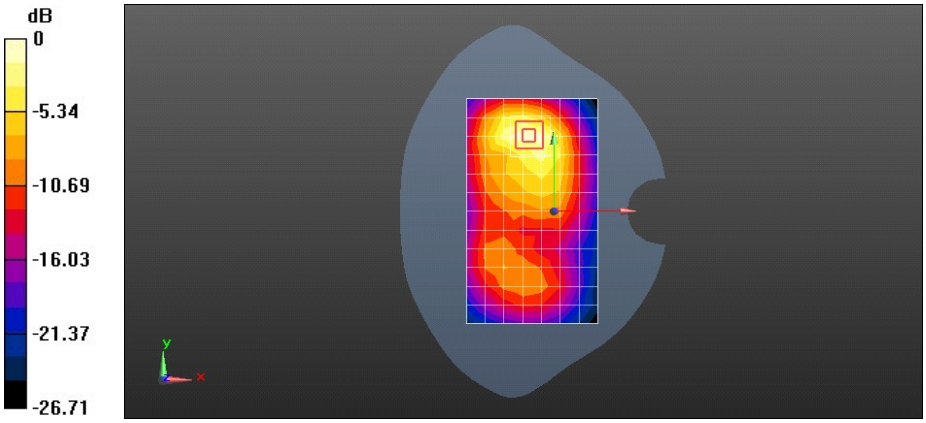

0 dB = 1.15 W/kg = 0.61 dBW/kg

Test Laboratory: HUAWEI SAR/HAC Lab

G630-U251 UMTS Band II 9262CH Back Side 10mm with battery 2#

DUT: HUAWEI G630-U251; Type: Smart Phone; HUAWEI Ascend G630; Serial: SAR1

Communication System: UID 0, HW-UMTS-FDD(WCDMA) (0); Frequency: 1852.4 MHz;Duty Cycle: 1:1
Medium parameters used (interpolated): f = 1852.4 MHz; σ = 1.474 S/m; ε_r = 52.732; ρ = 1000 kg/m^3
Phantom section: Flat Section

DASY Configuration:

- Probe: ES3DV3 - SN3168; ConvF(4.72, 4.72, 4.72); Calibrated: 2013-9-30;
- Sensor-Surface: 3mm (Mechanical Surface Detection), z = 2.0, 32.0
- Electronics: DAE4 Sn852; Calibrated: 2013-11-27
- Phantom: SAM1; Type: SAM; Serial: TP-1475
- DASY52 52.8.7(1137); SEMCAD X 14.6.10(7164)

Configuration/Body/Area Scan (8x13x1): Measurement grid: dx=15mm, dy=15mm

Info: Interpolated medium parameters used for SAR evaluation.
Maximum value of SAR (measured) = 1.18 W/kg

Configuration/Body/Zoom Scan (5x5x7)/Cube 0: Measurement grid: dx=8mm, dy=8mm, dz=5mm
Reference Value = 9.188 V/m; Power Drift = 0.03 dB
Peak SAR (extrapolated) = 1.64 W/kg
SAR(1 g) = 0.996 W/kg; SAR(10 g) = 0.552 W/kg

Info: Interpolated medium parameters used for SAR evaluation.
Maximum value of SAR (measured) = 1.22 W/kg

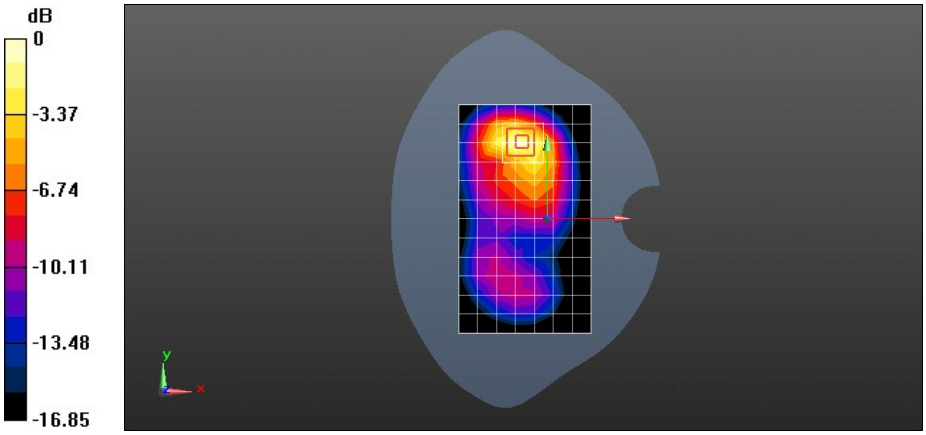

0 dB = 1.22 W/kg = 0.88 dBW/kg

Test Laboratory: HUAWEI SAR/HAC Lab

G630-U251 UMTS Band II 9262CH Back Side 10mm with battery 2#-repeated

DUT: HUAWEI G630-U251; Type: Smart Phone; HUAWEI Ascend G630; Serial: SAR1

Communication System: UID 0, HW-UMTS-FDD(WCDMA) (0); Frequency: 1852.4 MHz;Duty Cycle: 1:1
Medium parameters used (interpolated): f = 1852.4 MHz; σ = 1.474 S/m; ε_r = 52.732; ρ = 1000 kg/m^3
Phantom section: Flat Section

DASY Configuration:

- Probe: ES3DV3 - SN3168; ConvF(4.72, 4.72, 4.72); Calibrated: 2013-9-30;
- Sensor-Surface: 3mm (Mechanical Surface Detection), z = 2.0, 32.0
- Electronics: DAE4 Sn852; Calibrated: 2013-11-27
- Phantom: SAM1; Type: SAM; Serial: TP-1475
- DASY52 52.8.7(1137); SEMCAD X 14.6.10(7164)

Configuration/Body/Area Scan (8x13x1): Measurement grid: dx=15mm, dy=15mm

Info: Interpolated medium parameters used for SAR evaluation.
Maximum value of SAR (measured) = 1.16 W/kg

Configuration/Body/Zoom Scan (5x5x7)/Cube 0: Measurement grid: dx=8mm, dy=8mm, dz=5mm
Reference Value = 9.221 V/m; Power Drift = -0.00 dB
Peak SAR (extrapolated) = 1.62 W/kg
SAR(1 g) = 0.986 W/kg; SAR(10 g) = 0.547 W/kg

Info: Interpolated medium parameters used for SAR evaluation.
Maximum value of SAR (measured) = 1.21 W/kg

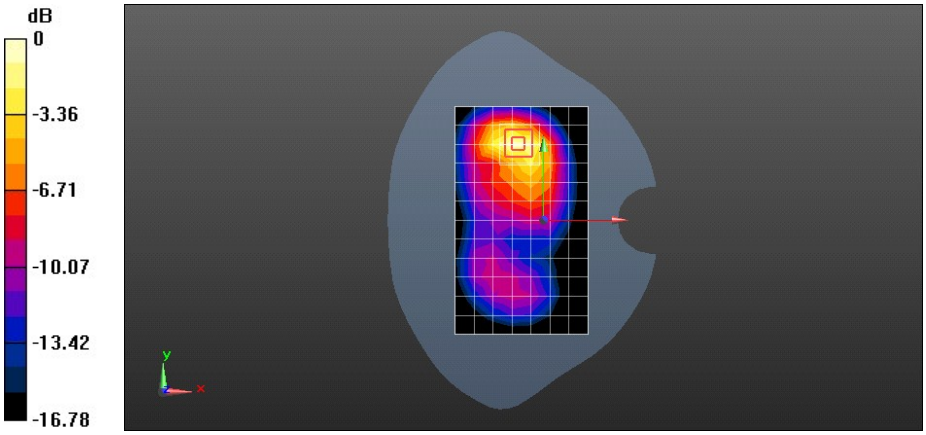

0 dB = 1.21 W/kg = 0.84 dBW/kg

Date: 2014-3-11

Test Laboratory: HUAWEI SAR/HAC Lab

G630-U251 WiFi 802.11b 1CH Left hand touch cheek

DUT: HUAWEI G630-U251; Type: Smart Phone; HUAWEI Ascend G630; Serial: SAR1

Communication System: UID 0, WiFi(802.11a/b/g/n) (0); Frequency: 2412 MHz;Duty Cycle: 1:1
Medium parameters used: f = 2412 MHz; σ = 1.856 S/m; ε_r = 38.209; ρ = 1000 kg/m^3
Phantom section: Left Section

DASY Configuration:

- Probe: ES3DV3 - SN3168; ConvF(4.52, 4.52, 4.52); Calibrated: 2013-9-30;
- Sensor-Surface: 3mm (Mechanical Surface Detection), z = 2.0, 32.0
- Electronics: DAE4 Sn852; Calibrated: 2013-11-27
- Phantom: SAM1; Type: SAM; Serial: TP-1475
- DASY52 52.8.7(1137); SEMCAD X 14.6.10(7164)

Configuration/Head/Area Scan (9x15x1): Measurement grid: dx=12mm, dy=12mm
Maximum value of SAR (measured) = 1.22 W/kg

Configuration/Head/Zoom Scan (7x7x7)/Cube 0: Measurement grid: dx=5mm, dy=5mm, dz=5mm
Reference Value = 14.303 V/m; Power Drift = 0.02 dB
Peak SAR (extrapolated) = 2.18 W/kg
SAR(1 g) = 1.000 W/kg; SAR(10 g) = 0.509 W/kg
Maximum value of SAR (measured) = 1.26 W/kg



0 dB = 1.26 W/kg = 1.01 dBW/kg

Date: 2014-3-11

Test Laboratory: HUAWEI SAR/HAC Lab

G630-U251 WiFi 802.11b 6CH Left hand touch cheek

DUT: HUAWEI G630-U251; Type: Smart Phone; HUAWEI Ascend G630; Serial: SAR1

Communication System: UID 0, WiFi(802.11a/b/g/n) (0); Frequency: 2437 MHz;Duty Cycle: 1:1
Medium parameters used: f = 2437 MHz; σ = 1.884 S/m; ε_r = 38.156; ρ = 1000 kg/m^3
Phantom section: Left Section

DASY Configuration:

- Probe: ES3DV3 - SN3168; ConvF(4.52, 4.52, 4.52); Calibrated: 2013-9-30;
- Sensor-Surface: 3mm (Mechanical Surface Detection), z = 2.0, 32.0
- Electronics: DAE4 Sn852; Calibrated: 2013-11-27
- Phantom: SAM1; Type: SAM; Serial: TP-1475
- DASY52 52.8.7(1137); SEMCAD X 14.6.10(7164)

Configuration/Head/Area Scan (9x15x1): Measurement grid: dx=12mm, dy=12mm
Maximum value of SAR (measured) = 1.25 W/kg

Configuration/Head/Zoom Scan (7x7x7)/Cube 0: Measurement grid: dx=5mm, dy=5mm, dz=5mm
Reference Value = 13.858 V/m; Power Drift = 0.03 dB
Peak SAR (extrapolated) = 2.28 W/kg
SAR(1 g) = 1.01 W/kg; SAR(10 g) = 0.513 W/kg
Maximum value of SAR (measured) = 1.29 W/kg

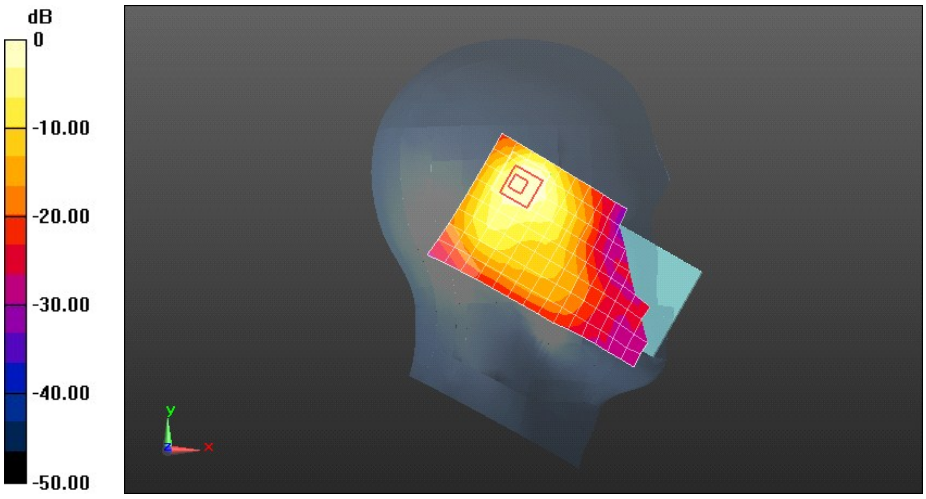

0 dB = 1.25 W/kg = 0.97 dBW/kg

Test Laboratory: HUAWEI SAR/HAC Lab

G630-U251 WiFi 802.11b 6CH Left hand touch cheek-repeated

DUT: HUAWEI G630-U251; Type: Smart Phone; HUAWEI Ascend G630; Serial: SAR1

Communication System: UID 0, WiFi(802.11a/b/g/n) (0); Frequency: 2437 MHz;Duty Cycle: 1:1
Medium parameters used: f = 2437 MHz; σ = 1.884 S/m; ε_r = 38.156; ρ = 1000 kg/m^3
Phantom section: Left Section

DASY Configuration:

- Probe: ES3DV3 - SN3168; ConvF(4.52, 4.52, 4.52); Calibrated: 2013-9-30;
- Sensor-Surface: 3mm (Mechanical Surface Detection), z = 2.0, 32.0
- Electronics: DAE4 Sn852; Calibrated: 2013-11-27
- Phantom: SAM1; Type: SAM; Serial: TP-1475
- DASY52 52.8.7(1137); SEMCAD X 14.6.10(7164)

Configuration/Head/Area Scan (9x15x1): Measurement grid: dx=12mm, dy=12mm
Maximum value of SAR (measured) = 1.22 W/kg

Configuration/Head/Zoom Scan (7x7x7)/Cube 0: Measurement grid: dx=5mm, dy=5mm, dz=5mm
Reference Value = 14.451 V/m; Power Drift = 0.12 dB
Peak SAR (extrapolated) = 2.17 W/kg
SAR(1 g) = 0.966 W/kg; SAR(10 g) = 0.492 W/kg



0 dB = 1.22 W/kg = 0.85 dBW/kg

Test Laboratory: HUAWEI SAR/HAC Lab

G630-U251 WiFi 802.11b 1CH Left hand touch cheek with battery 2#

DUT: HUAWEI G630-U251; Type: Smart Phone; HUAWEI Ascend G630; Serial: SAR1

Communication System: UID 0, WiFi(802.11a/b/g/n) (0); Frequency: 2412 MHz;Duty Cycle: 1:1
Medium parameters used: f = 2412 MHz; σ = 1.856 S/m; ε_r = 38.209; ρ = 1000 kg/m^3
Phantom section: Left Section

DASY Configuration:

- Probe: ES3DV3 - SN3168; ConvF(4.52, 4.52, 4.52); Calibrated: 2013-9-30;
- Sensor-Surface: 3mm (Mechanical Surface Detection), z = 2.0, 32.0
- Electronics: DAE4 Sn852; Calibrated: 2013-11-27
- Phantom: SAM1; Type: SAM; Serial: TP-1475
- DASY52 52.8.7(1137); SEMCAD X 14.6.10(7164)

Configuration/Head/Area Scan (9x15x1): Measurement grid: dx=12mm, dy=12mm
Maximum value of SAR (measured) = 1.20 W/kg

Configuration/Head/Zoom Scan (8x7x7)/Cube 0: Measurement grid: dx=5mm, dy=5mm, dz=5mm
Reference Value = 14.128 V/m; Power Drift = 0.09 dB
Peak SAR (extrapolated) = 2.09 W/kg
SAR(1 g) = 0.954 W/kg; SAR(10 g) = 0.487 W/kg
Maximum value of SAR (measured) = 1.22 W/kg

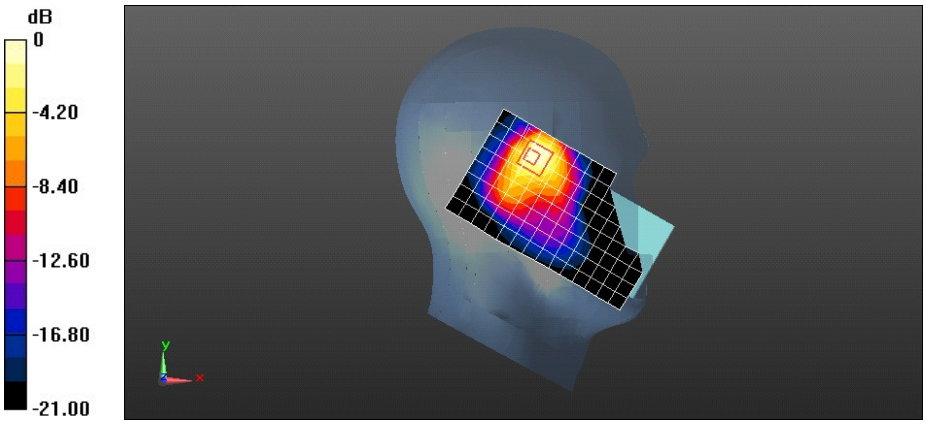

0 dB = 1.22 W/kg = 0.87 dBW/kg

Test Laboratory: HUAWEI SAR/HAC Lab

G630-U251 WiFi 802.11b 11CH Back Side 15mm

DUT: HUAWEI G630-U251; Type: Smart Phone; HUAWEI Ascend G630; Serial: SAR1

Communication System: UID 0, WiFi(802.11a/b/g/n) (0); Frequency: 2462 MHz;Duty Cycle: 1:1
Medium parameters used: f = 2462 MHz; σ = 2.03 S/m; ε_r = 50.435; ρ = 1000 kg/m^3
Phantom section: Flat Section

DASY Configuration:

- Probe: ES3DV3 - SN3168; ConvF(4.25, 4.25, 4.25); Calibrated: 2013-9-30;
- Sensor-Surface: 3mm (Mechanical Surface Detection), z = 32.0
- Electronics: DAE4 Sn852; Calibrated: 2013-11-27
- Phantom: SAM2; Type: SAM; Serial: TP:1474
- DASY52 52.8.7(1137); SEMCAD X 14.6.10(7164)

Configuration/Body/Zoom Scan (7x7x7)/Cube 0: Measurement grid: dx=5mm, dy=5mm, dz=5mm
Reference Value = 3.628 V/m; Power Drift = -0.14 dB
Peak SAR (extrapolated) = 0.280 W/kg
SAR(1 g) = 0.135 W/kg; SAR(10 g) = 0.070 W/kg
Maximum value of SAR (measured) = 0.174 W/kg

Configuration/Body/Area Scan (9x16x1): Measurement grid: dx=12mm, dy=12mm
Maximum value of SAR (measured) = 0.169 W/kg

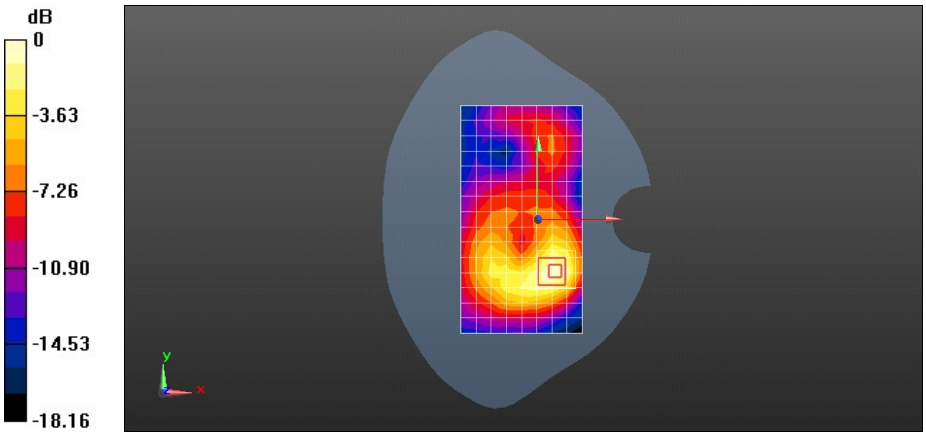

0 dB = 0.174 W/kg = -7.61 dBW/kg

Test Laboratory: HUAWEI SAR/HAC Lab

G630-U251 WiFi 802.11b 11CH Back Side 10mm

DUT: HUAWEI G630-U251; Type: Smart Phone; HUAWEI Ascend G630; Serial: SAR1

Communication System: UID 0, WiFi(802.11a/b/g/n) (0); Frequency: 2462 MHz;Duty Cycle: 1:1
Medium parameters used: f = 2462 MHz; σ = 2.03 S/m; ε_r = 50.435; ρ = 1000 kg/m^3
Phantom section: Flat Section

DASY Configuration:

- Probe: ES3DV3 - SN3168; ConvF(4.25, 4.25, 4.25); Calibrated: 2013-9-30;
- Sensor-Surface: 3mm (Mechanical Surface Detection), z = 32.0
- Electronics: DAE4 Sn852; Calibrated: 2013-11-27
- Phantom: SAM2; Type: SAM; Serial: TP:1474
- DASY52 52.8.7(1137); SEMCAD X 14.6.10(7164)

Configuration/Body/Zoom Scan (8x7x7)/Cube 0: Measurement grid: dx=5mm, dy=5mm, dz=5mm
Reference Value = 4.766 V/m; Power Drift = 0.04 dB
Peak SAR (extrapolated) = 0.743 W/kg
SAR(1 g) = 0.321 W/kg; SAR(10 g) = 0.155 W/kg
Maximum value of SAR (measured) = 0.419 W/kg

Configuration/Body/Area Scan (9x16x1): Measurement grid: dx=12mm, dy=12mm
Maximum value of SAR (measured) = 0.400 W/kg

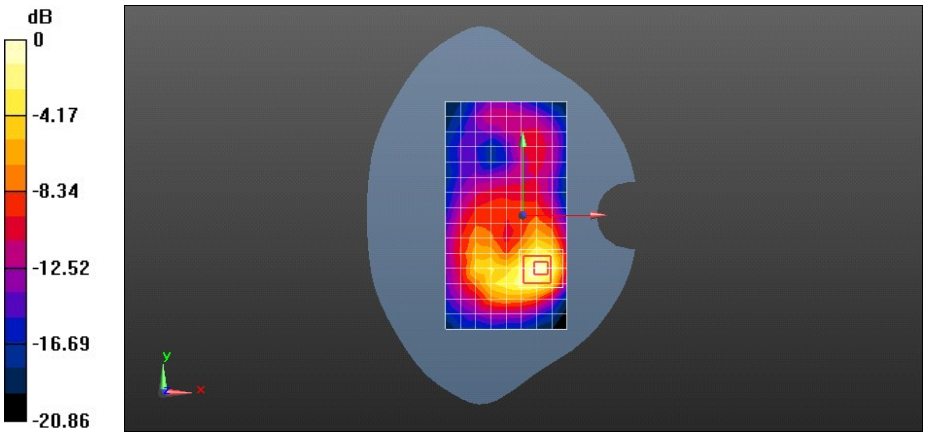

0 dB = 0.419 W/kg = -3.78 dBW/kg

Date: 2014-3-11

Test Laboratory: HUAWEI SAR/HAC Lab

G630-U251 WiFi 802.11b 11CH Back Side 10mm with battery 2#

DUT: HUAWEI G630-U251; Type: Smart Phone; HUAWEI Ascend G630; Serial: SAR1

Communication System: UID 0, WiFi(802.11a/b/g/n) (0); Frequency: 2462 MHz;Duty Cycle: 1:1
Medium parameters used: f = 2462 MHz; σ = 2.03 S/m; ε_r = 50.435; ρ = 1000 kg/m^3
Phantom section: Flat Section

DASY Configuration:

- Probe: ES3DV3 - SN3168; ConvF(4.25, 4.25, 4.25); Calibrated: 2013-9-30;
- Sensor-Surface: 3mm (Mechanical Surface Detection), z = 2.0, 32.0
- Electronics: DAE4 Sn852; Calibrated: 2013-11-27
- Phantom: SAM2; Type: SAM; Serial: TP:1474
- DASY52 52.8.7(1137); SEMCAD X 14.6.10(7164)

Configuration/Body/Area Scan (9x16x1): Measurement grid: dx=12mm, dy=12mm
Maximum value of SAR (measured) = 0.398 W/kg

Configuration/Body/Zoom Scan (8x7x7)/Cube 0: Measurement grid: dx=5mm, dy=5mm, dz=5mm
Reference Value = 4.711 V/m; Power Drift = 0.07 dB
Peak SAR (extrapolated) = 0.729 W/kg
SAR(1 g) = 0.315 W/kg; SAR(10 g) = 0.152 W/kg
Maximum value of SAR (measured) = 0.409 W/kg

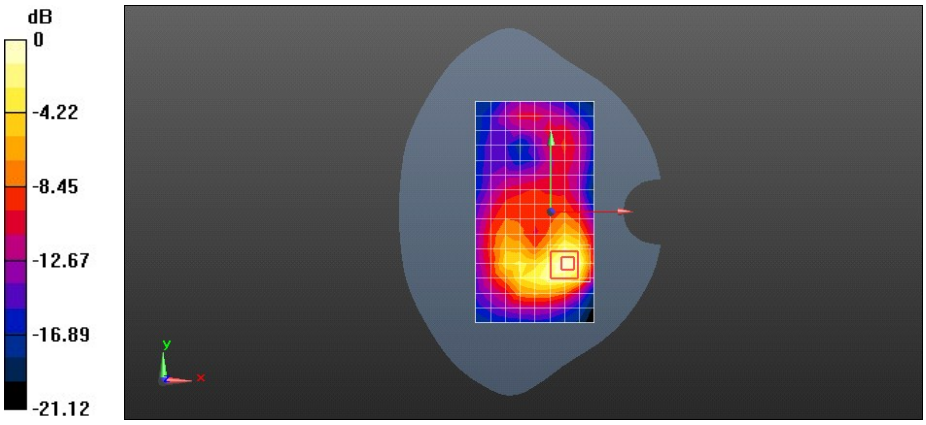

0 dB = 0.398 W/kg = -4.00 dBW/kg