Appendix A. System Check Plots

Table of contents
SystemPerformanceCheck-D750-EX-Head
SystemPerformanceCheck-D750-EX-Body
SystemPerformanceCheck-D750-ES-Body
SystemPerformanceCheck-D750-EX-Body
SystemPerformanceCheck-D835-EX-Head
SystemPerformanceCheck-D835-EX-Head
SystemPerformanceCheck-D835-EX-Head
SystemPerformanceCheck-D835-ES-Body
SystemPerformanceCheck-D835-ES-Body
SystemPerformanceCheck-D835-ES-Body
SystemPerformanceCheck-D835-ES-Body
SystemPerformanceCheck-D1750-ES-Head
SystemPerformanceCheck-D1750-ES-Body
SystemPerformanceCheck-D1750-ES-Body
SystemPerformanceCheck-D1750-ES-Body
SystemPerformanceCheck-D1900-EX-Head
SystemPerformanceCheck-D1900-EX-Head
SystemPerformanceCheck-D1900-EX-Head
SystemPerformanceCheck-D1900-ES-Body
SystemPerformanceCheck-D1900-ES-Body
SystemPerformanceCheck-D1900-ES-Body
SystemPerformanceCheck-D1900-ES-Body
SystemPerformanceCheck-D1900-ES-Body
SystemPerformanceCheck-D2300-EX-Head
SystemPerformanceCheck-D2300-EX-Body
SystemPerformanceCheck-D2450-EX-Head
SystemPerformanceCheck-D2450-ES-Body
SystemPerformanceCheck-D2450-ES-Body
SystemPerformanceCheck-D2600-EX-Head
SystemPerformanceCheck-D2600-EX-Head
SystemPerformanceCheck-D2600-ES-Body
SystemPerformanceCheck-D2600-ES-Body
SystemPerformanceCheck-D2600-EX-Body

SystemPerformanceCheck-D2600-EX-Body
SystemPerformanceCheck-D5300-EX-Head
SystemPerformanceCheck-D5600-EX-Head
SystemPerformanceCheck-D5800-EX-Head
SystemPerformanceCheck-D5200-EX-Body
SystemPerformanceCheck-D5300-EX-Body
SystemPerformanceCheck-D5300-EX-Body
SystemPerformanceCheck-D5300-EX-Body
SystemPerformanceCheck-D5600-EX-Body
SystemPerformanceCheck-D5600-EX-Body
SystemPerformanceCheck-D5600-EX-Body
SystemPerformanceCheck-D5800-EX-Body
SystemPerformanceCheck-D5800-EX-Body

Date: 2015-7-26

Test Laboratory: HUAWEI SAR/HAC Lab

SystemPerformanceCheck-D750-EX-Head

DUT: Dipole 750 MHz D750V3; Type: D750V3; Serial: D750V3 - SN:1044

Communication System: UID 0, CW (0); Frequency: 750 MHz;Duty Cycle: 1:1
Medium parameters used: f = 750 MHz; σ = 0.892 S/m; ε_r = 42.9; ρ = 1000 kg/m^3
Phantom section: Flat Section

DASY Configuration:

- Probe: EX3DV4 - SN7350; ConvF(10.2, 10.2, 10.2); Calibrated: 2015-1-8;
- Sensor-Surface: 3mm (Mechanical Surface Detection), z = 1.0, 31.0
- Electronics: DAE4 Sn852; Calibrated: 2015-4-27
- Phantom: SAM1; Type: SAM; Serial: TP-1475
- DASY52 52.8.8(1222); SEMCAD X 14.6.10(7331)

Configuration/d=15mm, Pin=250mW/Area Scan (6x14x1): Measurement grid: dx=15mm, dy=15mm
Maximum value of SAR (measured) = 2.45 W/kg

Configuration/d=15mm, Pin=250mW/Zoom Scan (5x5x7)/Cube 0: Measurement grid: dx=8mm, dy=8mm, dz=5mm
Reference Value = 46.22 V/m; Power Drift = -0.20 dB
Peak SAR (extrapolated) = 3.03 W/kg
SAR(1 g) = 2.1 W/kg; SAR(10 g) = 1.39 W/kg

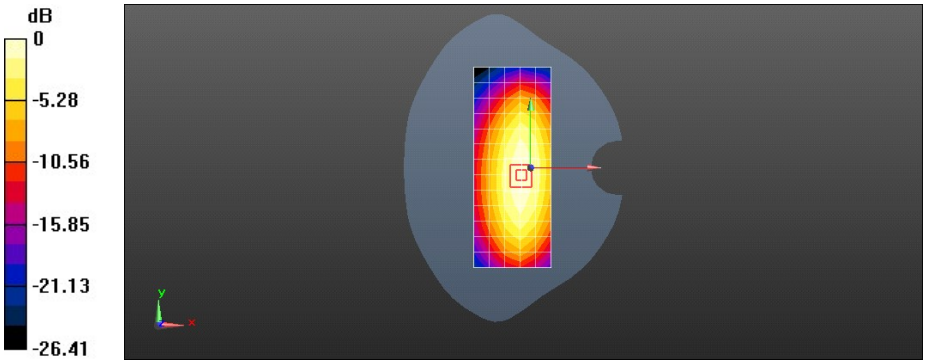

0 dB = 2.45 W/kg = 3.89 dBW/kg

Date: 2015-7-20

Test Laboratory: HUAWEI SAR/HAC Lab

SystemPerformanceCheck-D750-ES-Body

DUT: Dipole 750 MHz D750V3; Type: D750V3; Serial: D750V3 - SN:1044

Communication System: UID 0, CW (0); Frequency: 750 MHz;Duty Cycle: 1:1
Medium parameters used: f = 750 MHz; σ = 0.972 S/m; ε_r = 54.654; ρ = 1000 kg/m^3
Phantom section: Flat Section

DASY Configuration:

- Probe: ES3DV3 - SN3168; ConvF(6.21, 6.21, 6.21); Calibrated: 2014-9-24;
- Sensor-Surface: 3mm (Mechanical Surface Detection), z = 2.0, 32.0
- Electronics: DAE4 Sn1236; Calibrated: 2014-11-13
- Phantom: SAM4; Type: SAM; Serial: TP-1620
- DASY52 52.8.8(1222); SEMCAD X 14.6.10(7331)

Configuration/d=15mm, Pin=250mW/Area Scan (6x14x1): Measurement grid: dx=15mm, dy=15mm
Maximum value of SAR (measured) = 2.17 W/kg

Configuration/d=15mm, Pin=250mW/Zoom Scan (5x5x7)/Cube 0: Measurement grid: dx=8mm, dy=8mm, dz=5mm
Reference Value = 49.26 V/m; Power Drift = -0.05 dB
Peak SAR (extrapolated) = 3.09 W/kg
SAR(1 g) = 2.13 W/kg; SAR(10 g) = 1.42 W/kg
Maximum value of SAR (measured) = 2.48 W/kg

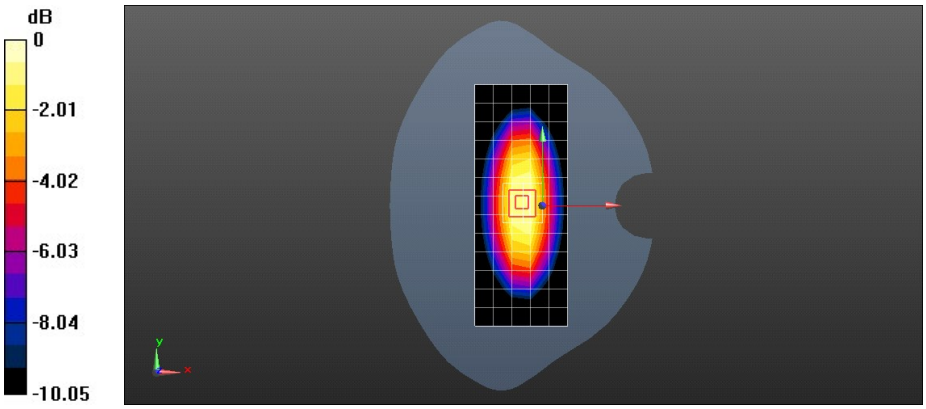

0 dB = 2.48 W/kg = 3.94 dBW/kg

Date: 2015-7-25

Test Laboratory: HUAWEI SAR/HAC Lab

SystemPerformanceCheck-D750-ES-Body

DUT: Dipole 750 MHz D750V3; Type: D750V3; Serial: D750V3 - SN:1044

Communication System: UID 0, CW (0); Frequency: 750 MHz;Duty Cycle: 1:1
Medium parameters used: f = 750 MHz; σ = 0.973 S/m; ε_r = 55.418; ρ = 1000 kg/m^3
Phantom section: Flat Section

DASY Configuration:

- Probe: ES3DV3 - SN3168; ConvF(6.21, 6.21, 6.21); Calibrated: 2014-9-24;
- Sensor-Surface: 3mm (Mechanical Surface Detection), z = 2.0, 32.0
- Electronics: DAE4 Sn1236; Calibrated: 2014-11-13
- Phantom: SAM4; Type: SAM; Serial: TP-1620
- DASY52 52.8.8(1222); SEMCAD X 14.6.10(7331)

Configuration/d=15mm, Pin=250mW/Area Scan (6x14x1): Measurement grid: dx=15mm, dy=15mm
Maximum value of SAR (measured) = 2.07 W/kg

Configuration/d=15mm, Pin=250mW/Zoom Scan (5x5x7)/Cube 0: Measurement grid: dx=8mm, dy=8mm, dz=5mm
Reference Value = 48.91 V/m; Power Drift = -0.09 dB
Peak SAR (extrapolated) = 3.01 W/kg
SAR(1 g) = 2.07 W/kg; SAR(10 g) = 1.38 W/kg
Maximum value of SAR (measured) = 2.41 W/kg

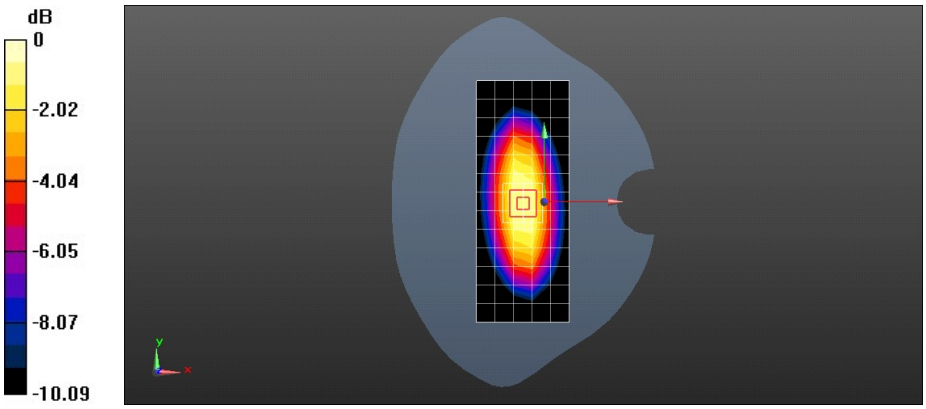

0 dB = 2.41 W/kg = 3.81 dBW/kg

Date: 2015-8-23

Test Laboratory: HUAWEI SAR/HAC Lab

SystemPerformanceCheck-D750-EX-Body

DUT: Dipole 750 MHz D750V3; Type: D750V3; Serial: D750V3 - SN:1044

Communication System: UID 0, CW (0); Frequency: 750 MHz;Duty Cycle: 1:1
Medium parameters used: f = 750 MHz; σ = 0.972 S/m; ε_r = 54.707; ρ = 1000 kg/m^3
Phantom section: Flat Section

DASY Configuration:

- Probe: EX3DV4 - SN7350; ConvF(9.67, 9.67, 9.67); Calibrated: 2015-1-8;
- Sensor-Surface: 3mm (Mechanical Surface Detection), z = 1.0, 31.0
- Electronics: DAE4 Sn852; Calibrated: 2015-4-27
- Phantom: SAM2; Type: SAM; Serial: TP:1474
- DASY52 52.8.8(1222); SEMCAD X 14.6.10(7331)

Configuration/d=15mm, Pin=250mW/Area Scan (6x14x1): Measurement grid: dx=15mm, dy=15mm
Maximum value of SAR (measured) = 2.49 W/kg

Configuration/d=15mm, Pin=250mW/Zoom Scan (5x5x7)/Cube 0: Measurement grid: dx=8mm, dy=8mm, dz=5mm
Reference Value = 48.87 V/m; Power Drift = -0.15 dB
Peak SAR (extrapolated) = 3.11 W/kg
SAR(1 g) = 2.22 W/kg; SAR(10 g) = 1.5 W/kg
Maximum value of SAR (measured) = 2.56 W/kg

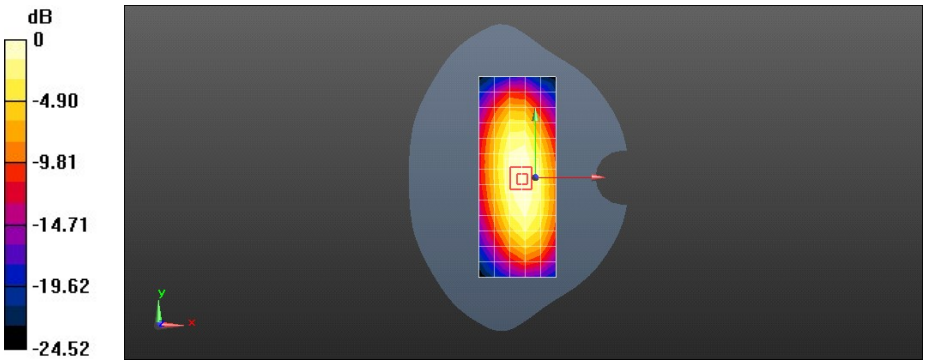

0 dB = 2.49 W/kg = 3.96 dBW/kg

Date: 2015-7-24

Test Laboratory: HUAWEI SAR/HAC Lab

SystemPerformanceCheck-D835-EX-Head

DUT: Dipole 835 MHz D835V2; Type: D835V2; Serial: D835V2 - SN:4d059

Communication System: UID 0, CW; Frequency: 835 MHz;Duty Cycle: 1:1
Medium parameters used: f = 835 MHz; σ = 0.884 S/m; ε_r = 41.776; ρ = 1000 kg/m^3
Phantom section: Flat Section

DASY Configuration:

- Probe: EX3DV4 - SN7350; ConvF(9.92, 9.92, 9.92); Calibrated: 2015-1-8;
- Sensor-Surface: 3mm (Mechanical Surface Detection), z = 1.0, 31.0
- Electronics: DAE4 Sn852; Calibrated: 2015-4-27
- Phantom: SAM2; Type: SAM; Serial: TP:1474
- DASY52 52.8.8(1222); SEMCAD X 14.6.10(7331)

Configuration/d=15mm, Pin=250mW/Area Scan (6x13x1): Measurement grid: dx=15mm, dy=15mm
Maximum value of SAR (measured) = 2.69 W/kg

Configuration/d=15mm, Pin=250mW/Zoom Scan (5x5x7)/Cube 0: Measurement grid: dx=8mm, dy=8mm, dz=5mm
Reference Value = 51.68 V/m; Power Drift = 0.03 dB
Peak SAR (extrapolated) = 3.40 W/kg
SAR(1 g) = 2.33 W/kg; SAR(10 g) = 1.53 W/kg
Maximum value of SAR (measured) = 2.71 W/kg

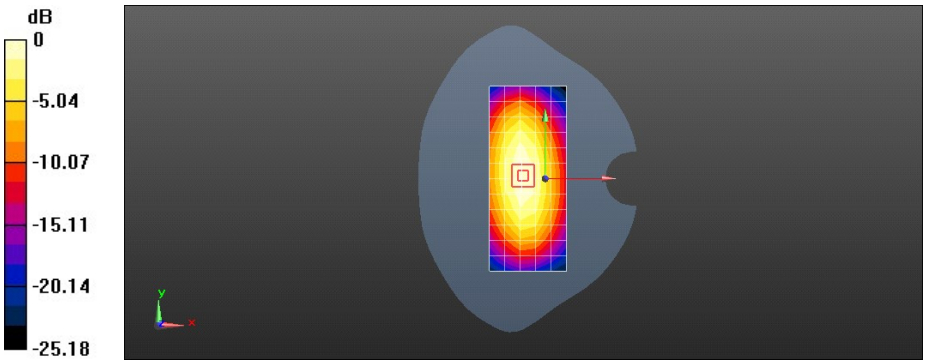

0 dB = 2.69 W/kg = 4.30 dBW/kg

Date: 2015-7-28

Test Laboratory: HUAWEI SAR/HAC Lab

SystemPerformanceCheck-D835-EX-Head

DUT: Dipole 835 MHz D835V2; Type: D835V2; Serial: D835V2 - SN:4d059

Communication System: UID 0, CW; Frequency: 835 MHz;Duty Cycle: 1:1
Medium parameters used: f = 835 MHz; σ = 0.879 S/m; ε_r = 40.504; ρ = 1000 kg/m^3
Phantom section: Flat Section

DASY Configuration:

- Probe: EX3DV4 - SN7350; ConvF(9.92, 9.92, 9.92); Calibrated: 2015-1-8;
- Sensor-Surface: 3mm (Mechanical Surface Detection), z = 1.0, 31.0
- Electronics: DAE4 Sn852; Calibrated: 2015-4-27
- Phantom: SAM2; Type: SAM; Serial: TP:1474
- DASY52 52.8.8(1222); SEMCAD X 14.6.10(7331)

Configuration/d=15mm, Pin=250mW/Area Scan (6x13x1): Measurement grid: dx=15mm, dy=15mm
Maximum value of SAR (measured) = 2.55 W/kg

Configuration/d=15mm, Pin=250mW/Zoom Scan (5x5x7)/Cube 0: Measurement grid: dx=8mm, dy=8mm, dz=5mm
Reference Value = 53.75 V/m; Power Drift = -0.13 dB
Peak SAR (extrapolated) = 3.44 W/kg
SAR(1 g) = 2.39 W/kg; SAR(10 g) = 1.58 W/kg
Maximum value of SAR (measured) = 2.77 W/kg

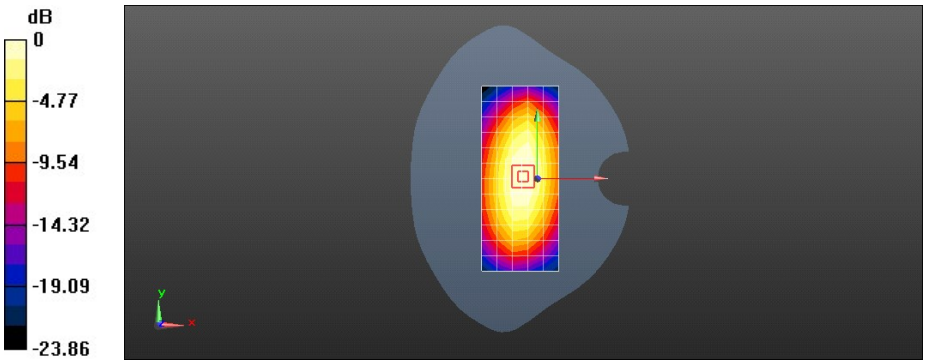

0 dB = 2.55 W/kg = 4.07 dBW/kg

Test Laboratory: HUAWEI SAR/HAC Lab

SystemPerformanceCheck-D835-EX-Head

DUT: Dipole 835 MHz D835V2; Type: D835V2; Serial: D835V2 - SN:4d059

Communication System: UID 0, CW; Frequency: 835 MHz;Duty Cycle: 1:1
Medium parameters used: f = 835 MHz; σ = 0.925 S/m; ε_r = 42.534; ρ = 1000 kg/m^3
Phantom section: Flat Section

DASY Configuration:

- Probe: EX3DV4 - SN7350; ConvF(9.92, 9.92, 9.92); Calibrated: 2015-1-8;
- Sensor-Surface: 3mm (Mechanical Surface Detection), z = 1.0, 31.0
- Electronics: DAE4 Sn852; Calibrated: 2015-4-27
- Phantom: SAM2; Type: SAM; Serial: TP:1474
- DASY52 52.8.8(1222); SEMCAD X 14.6.10(7331)

Configuration/d=15mm, Pin=250mW/Area Scan (6x13x1): Measurement grid: dx=15mm, dy=15mm
Maximum value of SAR (measured) = 2.54 W/kg

Configuration/d=15mm, Pin=250mW/Zoom Scan (5x5x7)/Cube 0: Measurement grid: dx=8mm, dy=8mm, dz=5mm
Reference Value = 53.09 V/m; Power Drift = -0.10 dB
Peak SAR (extrapolated) = 3.54 W/kg
SAR(1 g) = 2.45 W/kg; SAR(10 g) = 1.61 W/kg
Maximum value of SAR (measured) = 2.86 W/kg

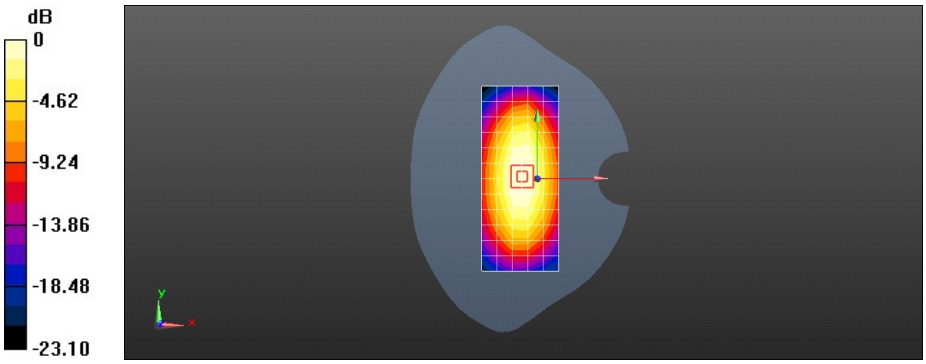

0 dB = 2.54 W/kg = 4.05 dBW/kg

Date: 2015-7-23

Test Laboratory: HUAWEI SAR/HAC Lab

SystemPerformanceCheck-D835-ES-Body

DUT: Dipole 835 MHz D835V2; Type: D835V2; Serial: D835V2 - SN:4d059

Communication System: UID 0, CW; Frequency: 835 MHz;Duty Cycle: 1:1
Medium parameters used: f = 835 MHz; σ = 0.966 S/m; ε_r = 55.035; ρ = 1000 kg/m^3
Phantom section: Flat Section

DASY Configuration:

- Probe: ES3DV3 - SN3168; ConvF(6.12, 6.12, 6.12); Calibrated: 2014-9-24;
- Sensor-Surface: 3mm (Mechanical Surface Detection), z = 2.0, 32.0
- Electronics: DAE4 Sn1236; Calibrated: 2014-11-13
- Phantom: SAM4; Type: SAM; Serial: TP-1620
- DASY52 52.8.8(1222); SEMCAD X 14.6.10(7331)

Configuration/d=15mm, Pin=250mW/Area Scan (6x13x1): Measurement grid: dx=15mm, dy=15mm
Maximum value of SAR (measured) = 2.50 W/kg

Configuration/d=15mm, Pin=250mW/Zoom Scan (5x5x7)/Cube 0: Measurement grid: dx=8mm, dy=8mm, dz=5mm
Reference Value = 51.77 V/m; Power Drift = -0.04 dB
Peak SAR (extrapolated) = 3.44 W/kg
SAR(1 g) = 2.37 W/kg; SAR(10 g) = 1.56 W/kg
Maximum value of SAR (measured) = 2.76 W/kg

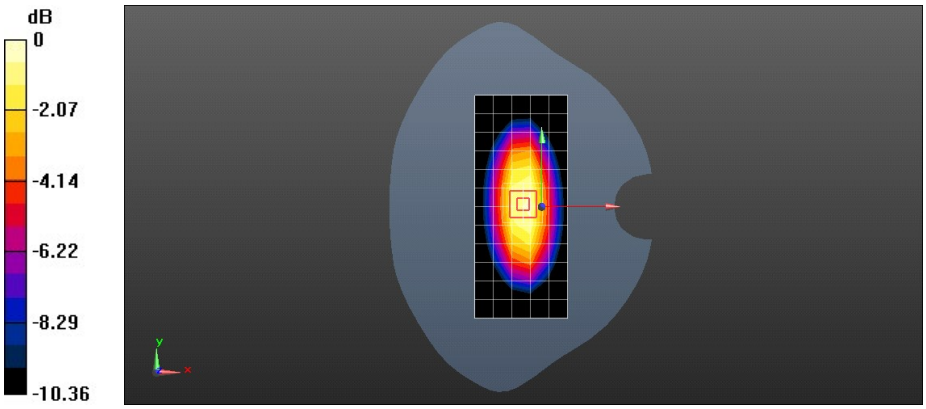

0 dB = 2.76 W/kg = 4.41 dBW/kg

Date: 2015-8-19

Test Laboratory: HUAWEI SAR/HAC Lab

SystemPerformanceCheck-D835-ES-Body

DUT: Dipole 835 MHz D835V2; Type: D835V2; Serial: D835V2 - SN:4d059

Communication System: UID 0, CW; Frequency: 835 MHz;Duty Cycle: 1:1
Medium parameters used: f = 835 MHz; σ = 0.982 S/m; ε_r = 54.188; ρ = 1000 kg/m^3
Phantom section: Flat Section

DASY Configuration:

- Probe: ES3DV3 - SN3168; ConvF(6.12, 6.12, 6.12); Calibrated: 2014-9-24;
- Sensor-Surface: 3mm (Mechanical Surface Detection), z = 2.0, 32.0
- Electronics: DAE4 Sn1236; Calibrated: 2014-11-13
- Phantom: SAM3; Type: SAM; Serial: TP-1597
- DASY52 52.8.8(1222); SEMCAD X 14.6.10(7331)

Configuration/d=15mm, Pin=250mW/Area Scan (6x13x1): Measurement grid: dx=15mm, dy=15mm
Maximum value of SAR (measured) = 2.55 W/kg

Configuration/d=15mm, Pin=250mW/Zoom Scan (5x5x7)/Cube 0: Measurement grid: dx=8mm, dy=8mm, dz=5mm
Reference Value = 51.07 V/m; Power Drift = -0.01 dB
Peak SAR (extrapolated) = 3.47 W/kg
SAR(1 g) = 2.39 W/kg; SAR(10 g) = 1.57 W/kg
Maximum value of SAR (measured) = 2.79 W/kg

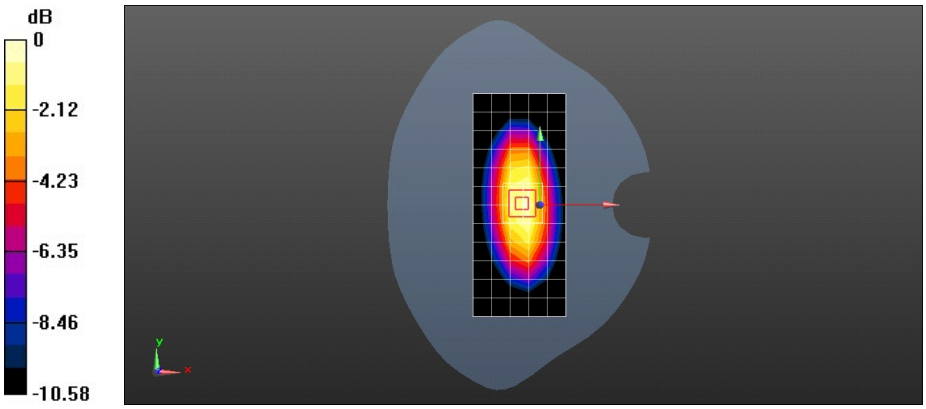

0 dB = 2.79 W/kg = 4.45 dBW/kg

Date: 2015-8-24

Test Laboratory: HUAWEI SAR/HAC Lab

SystemPerformanceCheck-D835-ES-Body

DUT: Dipole 835 MHz D835V2; Type: D835V2; Serial: D835V2 - SN:4d059

Communication System: UID 0, CW; Frequency: 835 MHz;Duty Cycle: 1:1
Medium parameters used: f = 835 MHz; σ = 0.976 S/m; ε_r = 53.211; ρ = 1000 kg/m^3
Phantom section: Flat Section

DASY Configuration:

- Probe: ES3DV3 - SN3168; ConvF(6.12, 6.12, 6.12); Calibrated: 2014-9-24;
- Sensor-Surface: 3mm (Mechanical Surface Detection), z = 2.0, 32.0
- Electronics: DAE4 Sn1236; Calibrated: 2014-11-13
- Phantom: SAM4; Type: SAM; Serial: TP-1620
- DASY52 52.8.8(1222); SEMCAD X 14.6.10(7331)

Configuration/d=15mm, Pin=250mW/Area Scan (6x13x1): Measurement grid: dx=15mm, dy=15mm
Maximum value of SAR (measured) = 2.38 W/kg

Configuration/d=15mm, Pin=250mW/Zoom Scan (5x5x7)/Cube 0: Measurement grid: dx=8mm, dy=8mm, dz=5mm
Reference Value = 51.83 V/m; Power Drift = -0.03 dB
Peak SAR (extrapolated) = 3.43 W/kg
SAR(1 g) = 2.36 W/kg; SAR(10 g) = 1.55 W/kg
Maximum value of SAR (measured) = 2.74 W/kg

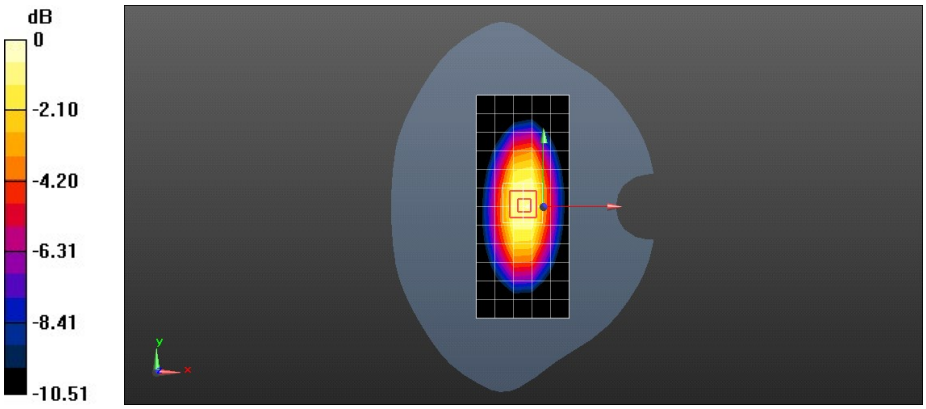

0 dB = 2.74 W/kg = 4.38 dBW/kg

Date: 2015-8-29

Test Laboratory: HUAWEI SAR/HAC Lab

SystemPerformanceCheck-D835-ES-Body

DUT: Dipole 835 MHz D835V2; Type: D835V2; Serial: D835V2 - SN:4d059

Communication System: UID 0, CW; Frequency: 835 MHz;Duty Cycle: 1:1
Medium parameters used: f = 835 MHz; σ = 0.968 S/m; ε_r = 53.971; ρ = 1000 kg/m^3
Phantom section: Flat Section

DASY Configuration:

- Probe: ES3DV3 - SN3168; ConvF(6.12, 6.12, 6.12); Calibrated: 2014-9-24;
- Sensor-Surface: 3mm (Mechanical Surface Detection), z = 2.0, 32.0
- Electronics: DAE4 Sn1236; Calibrated: 2014-11-13
- Phantom: SAM4; Type: SAM; Serial: TP-1620
- DASY52 52.8.8(1222); SEMCAD X 14.6.10(7331)

Configuration/d=15mm, Pin=250mW/Area Scan (6x13x1): Measurement grid: dx=15mm, dy=15mm
Maximum value of SAR (measured) = 2.49 W/kg

Configuration/d=15mm, Pin=250mW/Zoom Scan (5x5x7)/Cube 0: Measurement grid: dx=8mm, dy=8mm, dz=5mm
Reference Value = 51.87 V/m; Power Drift = -0.11 dB
Peak SAR (extrapolated) = 3.33 W/kg
SAR(1 g) = 2.29 W/kg; SAR(10 g) = 1.51 W/kg
Maximum value of SAR (measured) = 2.67 W/kg

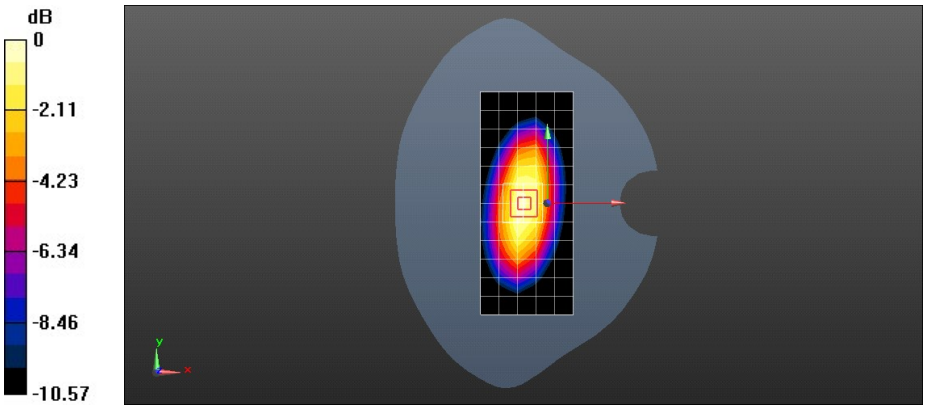

0 dB = 2.67 W/kg = 4.27 dBW/kg

Date: 2015-7-30

Test Laboratory: HUAWEI SAR/HAC Lab

SystemPerformanceCheck-D1750-ES-Head

DUT: Dipole 1750 MHz D1750V2; Type: D1750V2; Serial: D1750V2 - SN:1123

Communication System: UID 0, CW (0); Frequency: 1750 MHz;Duty Cycle: 1:1
Medium parameters used: f = 1750 MHz; σ = 1.352 S/m; ε_r = 39.053; ρ = 1000 kg/m^3
Phantom section: Flat Section

DASY Configuration:

- Probe: ES3DV3 - SN3168; ConvF(5.25, 5.25, 5.25); Calibrated: 2014-9-24;
- Sensor-Surface: 3mm (Mechanical Surface Detection), z = 2.0, 32.0
- Electronics: DAE4 Sn1236; Calibrated: 2014-11-13
- Phantom: SAM4; Type: SAM; Serial: TP-1620
- DASY52 52.8.8(1222); SEMCAD X 14.6.10(7331)

Configuration/d=10mm pin=250mW/Area Scan (6x10x1): Measurement grid: dx=15mm, dy=15mm
Maximum value of SAR (measured) = 8.22 W/kg

Configuration/d=10mm pin=250mW/Zoom Scan (5x5x7)/Cube 0: Measurement grid: dx=8mm, dy=8mm, dz=5mm
Reference Value = 86.47 V/m; Power Drift = -0.04 dB
Peak SAR (extrapolated) = 16.0 W/kg
SAR(1 g) = 8.88 W/kg; SAR(10 g) = 4.71 W/kg
Maximum value of SAR (measured) = 11.2 W/kg

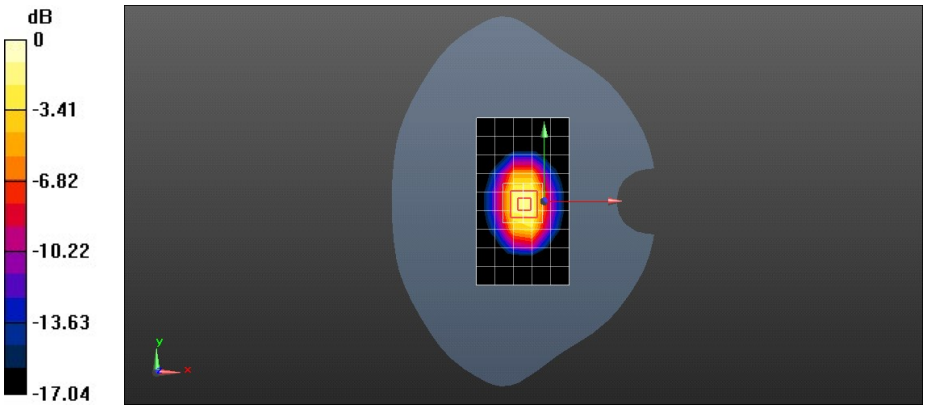

0 dB = 11.2 W/kg = 10.49 dBW/kg

Date: 2015-7-22

Test Laboratory: HUAWEI SAR/HAC Lab

SystemPerformanceCheck-D1750-ES-Body

DUT: Dipole 1750 MHz D1750V2; Type: D1750V2; Serial: D1750V2 - SN:1123

Communication System: UID 0, CW (0); Frequency: 1750 MHz;Duty Cycle: 1:1
Medium parameters used: f = 1750 MHz; σ = 1.528 S/m; ε_r = 50.974; ρ = 1000 kg/m^3
Phantom section: Flat Section

DASY Configuration:

- Probe: ES3DV3 - SN3168; ConvF(4.93, 4.93, 4.93); Calibrated: 2014-9-24;
- Sensor-Surface: 3mm (Mechanical Surface Detection), z = 2.0, 32.0
- Electronics: DAE4 Sn1236; Calibrated: 2014-11-13
- Phantom: SAM4; Type: SAM; Serial: TP-1620
- DASY52 52.8.8(1222); SEMCAD X 14.6.10(7331)

Configuration/d=10mm pin=250mW/Area Scan (6x10x1): Measurement grid: dx=15mm, dy=15mm
Maximum value of SAR (measured) = 8.60 W/kg

Configuration/d=10mm pin=250mW/Zoom Scan (5x5x7)/Cube 0: Measurement grid: dx=8mm, dy=8mm, dz=5mm
Reference Value = 82.96 V/m; Power Drift = -0.09 dB
Peak SAR (extrapolated) = 16.6 W/kg
SAR(1 g) = 9.24 W/kg; SAR(10 g) = 4.84 W/kg
Maximum value of SAR (measured) = 11.7 W/kg

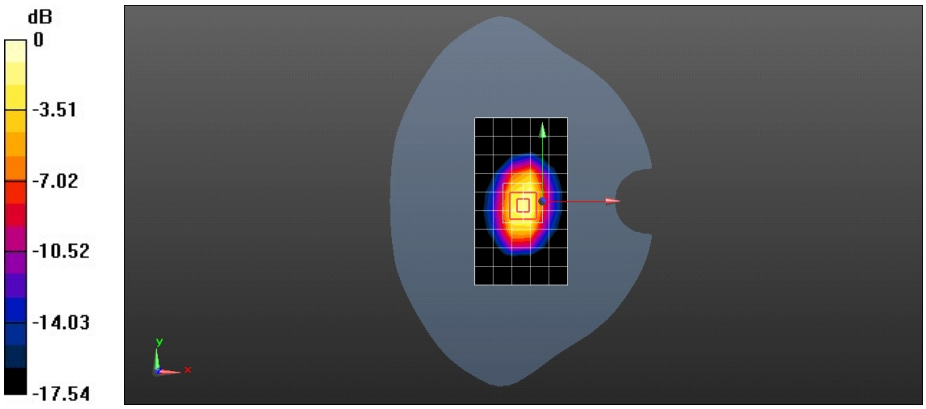

0 dB = 11.7 W/kg = 10.68 dBW/kg

Date: 2015-7-29

Test Laboratory: HUAWEI SAR/HAC Lab

SystemPerformanceCheck-D1750-ES-Body

DUT: Dipole 1750 MHz D1750V2; Type: D1750V2; Serial: D1750V2 - SN:1123

Communication System: UID 0, CW (0); Frequency: 1750 MHz;Duty Cycle: 1:1
Medium parameters used: f = 1750 MHz; σ = 1.527 S/m; ε_r = 51.538; ρ = 1000 kg/m^3
Phantom section: Flat Section

DASY Configuration:

- Probe: ES3DV3 - SN3168; ConvF(4.93, 4.93, 4.93); Calibrated: 2014-9-24;
- Sensor-Surface: 3mm (Mechanical Surface Detection), z = 2.0, 32.0
- Electronics: DAE4 Sn1236; Calibrated: 2014-11-13
- Phantom: SAM3; Type: SAM; Serial: TP-1597
- DASY52 52.8.8(1222); SEMCAD X 14.6.10(7331)

Configuration/d=10mm pin=250mW/Area Scan (6x10x1): Measurement grid: dx=15mm, dy=15mm
Maximum value of SAR (measured) = 10.9 W/kg

Configuration/d=10mm pin=250mW/Zoom Scan (5x5x7)/Cube 0: Measurement grid: dx=8mm, dy=8mm, dz=5mm
Reference Value = 78.74 V/m; Power Drift = -0.16 dB
Peak SAR (extrapolated) = 17.0 W/kg
SAR(1 g) = 9.39 W/kg; SAR(10 g) = 4.91 W/kg
Maximum value of SAR (measured) = 11.8 W/kg

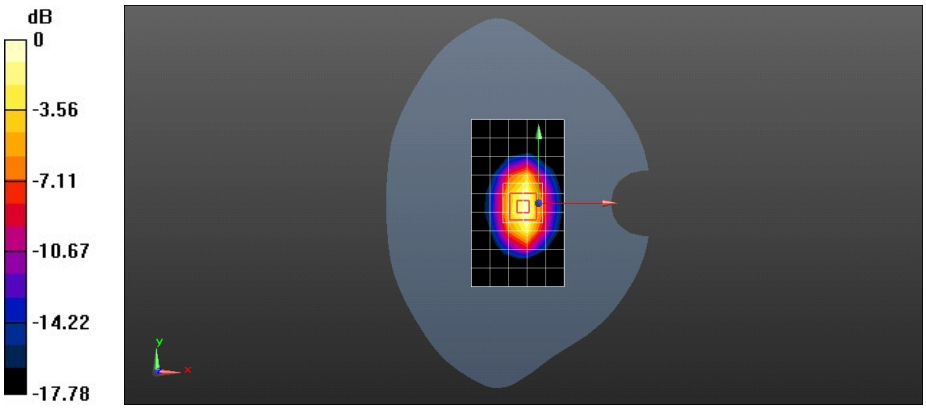

0 dB = 11.8 W/kg = 10.73 dBW/kg

Date: 2015-8-28

Test Laboratory: HUAWEI SAR/HAC Lab

SystemPerformanceCheck-D1750-ES-Body

DUT: Dipole 1750 MHz D1750V2; Type: D1750V2; Serial: D1750V2 - SN:1123

Communication System: UID 0, CW (0); Frequency: 1750 MHz;Duty Cycle: 1:1
Medium parameters used: f = 1750 MHz; σ = 1.444 S/m; ε_r = 51.364; ρ = 1000 kg/m^3
Phantom section: Flat Section

DASY Configuration:

- Probe: ES3DV3 - SN3168; ConvF(4.93, 4.93, 4.93); Calibrated: 2014-9-24;
- Sensor-Surface: 3mm (Mechanical Surface Detection), z = 2.0, 32.0
- Electronics: DAE4 Sn1236; Calibrated: 2014-11-13
- Phantom: SAM3; Type: SAM; Serial: TP-1597
- DASY52 52.8.8(1222); SEMCAD X 14.6.10(7331)

Configuration/d=10mm pin=250mW/Area Scan (6x10x1): Measurement grid: dx=15mm, dy=15mm
Maximum value of SAR (measured) = 9.51 W/kg

Configuration/d=10mm pin=250mW/Zoom Scan (5x5x7)/Cube 0: Measurement grid: dx=8mm, dy=8mm, dz=5mm
Reference Value = 82.17 V/m; Power Drift = -0.18 dB
Peak SAR (extrapolated) = 15.7 W/kg
SAR(1 g) = 9.04 W/kg; SAR(10 g) = 4.86 W/kg
Maximum value of SAR (measured) = 11.2 W/kg

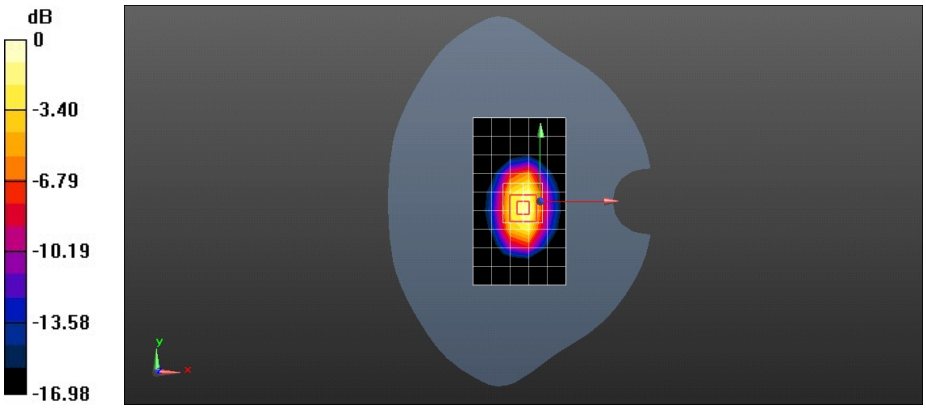

0 dB = 11.2 W/kg = 10.48 dBW/kg

Date: 2015-7-29

Test Laboratory: HUAWEI SAR/HAC Lab

SystemPerformanceCheck-D1900-EX-Head

DUT: Dipole 1900 MHz D1900V2; Type: D1900V2; Serial: D1900V2 - SN:5d143

Communication System: UID 0, CW (0); Frequency: 1900 MHz;Duty Cycle: 1:1
Medium parameters used: f = 1900 MHz; σ = 1.405 S/m; ε_r = 39.163; ρ = 1000 kg/m^3
Phantom section: Flat Section

DASY Configuration:

- Probe: EX3DV4 - SN7350; ConvF(8.12, 8.12, 8.12); Calibrated: 2015-1-8;
- Sensor-Surface: 3mm (Mechanical Surface Detection), z = 1.0, 31.0
- Electronics: DAE4 Sn852; Calibrated: 2015-4-27
- Phantom: SAM1; Type: SAM; Serial: TP-1475
- DASY52 52.8.8(1222); SEMCAD X 14.6.10(7331)

Configuration/d=10mm pin=250mW/Area Scan (6x10x1): Measurement grid: dx=15mm, dy=15mm
Maximum value of SAR (measured) = 9.87 W/kg

Configuration/d=10mm pin=250mW/Zoom Scan (5x5x7)/Cube 0: Measurement grid: dx=8mm, dy=8mm, dz=5mm
Reference Value = 90.07 V/m; Power Drift = -0.17 dB
Peak SAR (extrapolated) = 18.3 W/kg
SAR(1 g) = 10.3 W/kg; SAR(10 g) = 5.4 W/kg
Maximum value of SAR (measured) = 13.0 W/kg

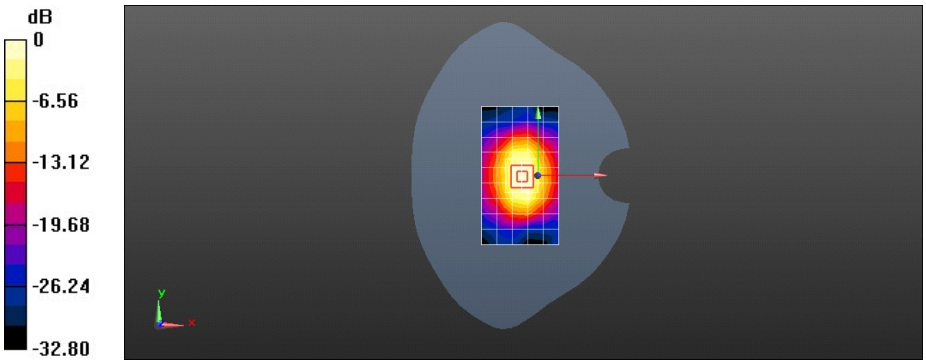

0 dB = 9.87 W/kg = 9.94 dBW/kg

Date: 2015-8-1

Test Laboratory: HUAWEI SAR/HAC Lab

SystemPerformanceCheck-D1900-EX-Head

DUT: Dipole 1900 MHz D1900V2; Type: D1900V2; Serial: D1900V2 - SN:5d143

Communication System: UID 0, CW (0); Frequency: 1900 MHz;Duty Cycle: 1:1
Medium parameters used: f = 1900 MHz; σ = 1.4 S/m; ε_r = 38.625; ρ = 1000 kg/m^3
Phantom section: Flat Section

DASY Configuration:

- Probe: EX3DV4 - SN7350; ConvF(8.12, 8.12, 8.12); Calibrated: 2015-1-8;
- Sensor-Surface: 3mm (Mechanical Surface Detection), z = 1.0, 31.0
- Electronics: DAE4 Sn852; Calibrated: 2015-4-27
- Phantom: SAM2; Type: SAM; Serial: TP:1474
- DASY52 52.8.8(1222); SEMCAD X 14.6.10(7331)

Configuration/d=10mm pin=250mW/Area Scan (6x10x1): Measurement grid: dx=15mm, dy=15mm
Maximum value of SAR (measured) = 10.8 W/kg

Configuration/d=10mm pin=250mW/Zoom Scan (5x5x7)/Cube 0: Measurement grid: dx=8mm, dy=8mm, dz=5mm
Reference Value = 86.38 V/m; Power Drift = 0.07 dB
Peak SAR (extrapolated) = 18.0 W/kg
SAR(1 g) = 10.1 W/kg; SAR(10 g) = 5.3 W/kg
Maximum value of SAR (measured) = 12.8 W/kg

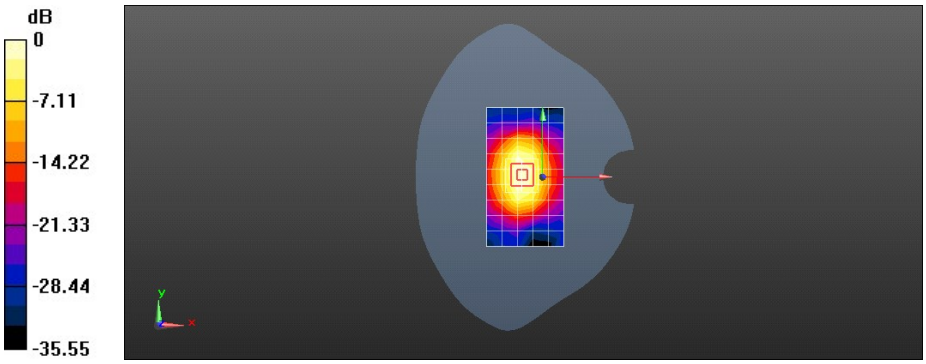

0 dB = 10.8 W/kg = 10.33 dBW/kg

Date: 2015-8-19

Test Laboratory: HUAWEI SAR/HAC Lab

SystemPerformanceCheck-D1900-EX-Head

DUT: Dipole 1900 MHz D1900V2; Type: D1900V2; Serial: D1900V2 - SN:5d143

Communication System: UID 0, CW (0); Frequency: 1900 MHz;Duty Cycle: 1:1
Medium parameters used: f = 1900 MHz; σ = 1.439 S/m; ε_r = 39.532; ρ = 1000 kg/m^3
Phantom section: Flat Section

DASY Configuration:

- Probe: EX3DV4 - SN7350; ConvF(8.12, 8.12, 8.12); Calibrated: 2015-1-8;
- Sensor-Surface: 3mm (Mechanical Surface Detection), z = 1.0, 31.0
- Electronics: DAE4 Sn852; Calibrated: 2015-4-27
- Phantom: SAM1; Type: SAM; Serial: TP-1475
- DASY52 52.8.8(1222); SEMCAD X 14.6.10(7331)

Configuration/d=10mm pin=250mW/Area Scan (6x10x1): Measurement grid: dx=15mm, dy=15mm
Maximum value of SAR (measured) = 12.0 W/kg

Configuration/d=10mm pin=250mW/Zoom Scan (5x5x7)/Cube 0: Measurement grid: dx=8mm, dy=8mm, dz=5mm
Reference Value = 85.21 V/m; Power Drift = -0.08 dB
Peak SAR (extrapolated) = 18.4 W/kg
SAR(1 g) = 10.5 W/kg; SAR(10 g) = 5.53 W/kg
Maximum value of SAR (measured) = 13.2 W/kg

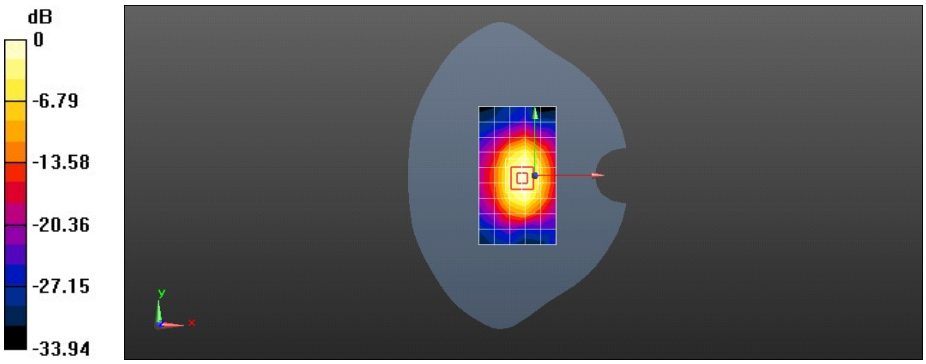

0 dB = 12.0 W/kg = 10.79 dBW/kg

Date: 2015-7-21

Test Laboratory: HUAWEI SAR/HAC Lab

SystemPerformanceCheck-D1900-ES-Body

DUT: Dipole 1900 MHz D1900V2; Type: D1900V2; Serial: D1900V2 - SN:5d143

Communication System: UID 0, CW (0); Frequency: 1900 MHz;Duty Cycle: 1:1
Medium parameters used: f = 1900 MHz; σ = 1.521 S/m; ε_r = 52.213; ρ = 1000 kg/m^3
Phantom section: Flat Section

DASY Configuration:

- Probe: ES3DV3 - SN3168; ConvF(4.72, 4.72, 4.72); Calibrated: 2014-9-24;
- Sensor-Surface: 3mm (Mechanical Surface Detection), z = 2.0, 32.0
- Electronics: DAE4 Sn1236; Calibrated: 2014-11-13
- Phantom: SAM4; Type: SAM; Serial: TP-1620
- DASY52 52.8.8(1222); SEMCAD X 14.6.10(7331)

Configuration/d=10mm,Pin=250mW/Area Scan (6x11x1): Measurement grid: dx=15mm, dy=15mm
Maximum value of SAR (measured) = 9.40 W/kg

Configuration/d=10mm,Pin=250mW/Zoom Scan (5x5x7)/Cube 0: Measurement grid: dx=8mm, dy=8mm, dz=5mm
Reference Value = 95.13 V/m; Power Drift = -0.06 dB
Peak SAR (extrapolated) = 18.0 W/kg
SAR(1 g) = 10.3 W/kg; SAR(10 g) = 5.4 W/kg
Maximum value of SAR (measured) = 12.9 W/kg

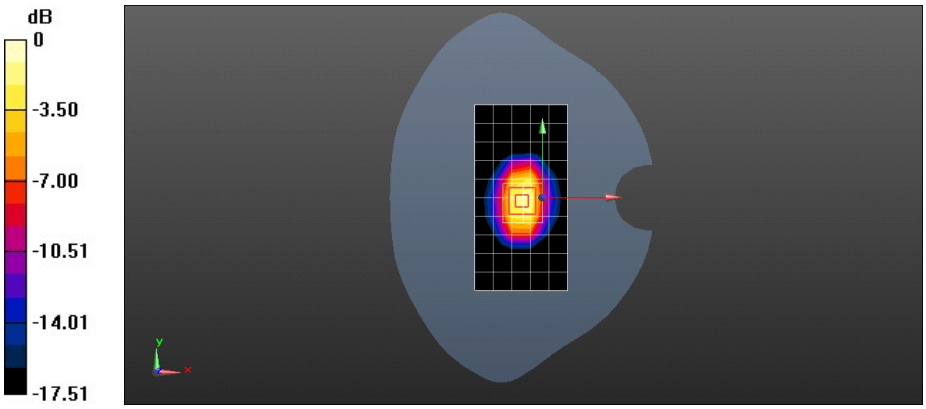

0 dB = 12.9 W/kg = 11.11 dBW/kg

Date: 2015-7-27

Test Laboratory: HUAWEI SAR/HAC Lab

SystemPerformanceCheck-D1900-ES-Body

DUT: Dipole 1900 MHz D1900V2; Type: D1900V2; Serial: D1900V2 - SN:5d143

Communication System: UID 0, CW (0); Frequency: 1900 MHz;Duty Cycle: 1:1
Medium parameters used: f = 1900 MHz; σ = 1.571 S/m; ε_r = 51.646; ρ = 1000 kg/m^3
Phantom section: Flat Section

DASY Configuration:

- Probe: ES3DV3 - SN3168; ConvF(4.72, 4.72, 4.72); Calibrated: 2014-9-24;
- Sensor-Surface: 3mm (Mechanical Surface Detection), z = 2.0, 32.0
- Electronics: DAE4 Sn1236; Calibrated: 2014-11-13
- Phantom: SAM3; Type: SAM; Serial: TP-1597
- DASY52 52.8.8(1222); SEMCAD X 14.6.10(7331)

Configuration/d=10mm,Pin=250mW/Area Scan (6x11x1): Measurement grid: dx=15mm, dy=15mm
Maximum value of SAR (measured) = 12.4 W/kg

Configuration/d=10mm,Pin=250mW/Zoom Scan (5x5x7)/Cube 0: Measurement grid: dx=8mm, dy=8mm, dz=5mm
Reference Value = 89.85 V/m; Power Drift = -0.19 dB
Peak SAR (extrapolated) = 19.2 W/kg
SAR(1 g) = 10.5 W/kg; SAR(10 g) = 5.43 W/kg
Maximum value of SAR (measured) = 13.4 W/kg

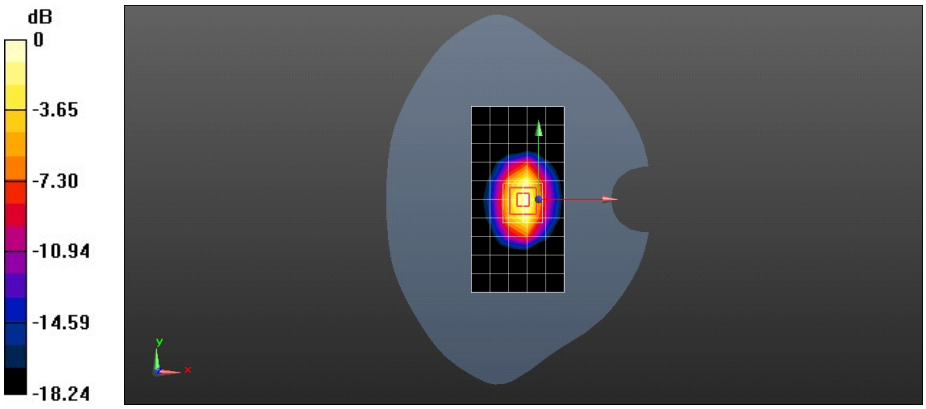

0 dB = 13.4 W/kg = 11.26 dBW/kg

Date: 2015-8-1

Test Laboratory: HUAWEI SAR/HAC Lab

SystemPerformanceCheck-D1900-ES-Body

DUT: Dipole 1900 MHz D1900V2; Type: D1900V2; Serial: D1900V2 - SN:5d143

Communication System: UID 0, CW (0); Frequency: 1900 MHz;Duty Cycle: 1:1
Medium parameters used: f = 1900 MHz; σ = 1.542 S/m; ε_r = 51.827; ρ = 1000 kg/m^3
Phantom section: Flat Section

DASY Configuration:

- Probe: ES3DV3 - SN3168; ConvF(4.72, 4.72, 4.72); Calibrated: 2014-9-24;
- Sensor-Surface: 3mm (Mechanical Surface Detection), z = 2.0, 32.0
- Electronics: DAE4 Sn1236; Calibrated: 2014-11-13
- Phantom: SAM3; Type: SAM; Serial: TP-1597
- DASY52 52.8.8(1222); SEMCAD X 14.6.10(7331)

Configuration/d=10mm,Pin=250mW/Area Scan (6x11x1): Measurement grid: dx=15mm, dy=15mm
Maximum value of SAR (measured) = 11.0 W/kg

Configuration/d=10mm,Pin=250mW/Zoom Scan (5x5x7)/Cube 0: Measurement grid: dx=8mm, dy=8mm, dz=5mm
Reference Value = 92.68 V/m; Power Drift = -0.21 dB
Peak SAR (extrapolated) = 18.4 W/kg
SAR(1 g) = 10.3 W/kg; SAR(10 g) = 5.38 W/kg
Maximum value of SAR (measured) = 13.0 W/kg

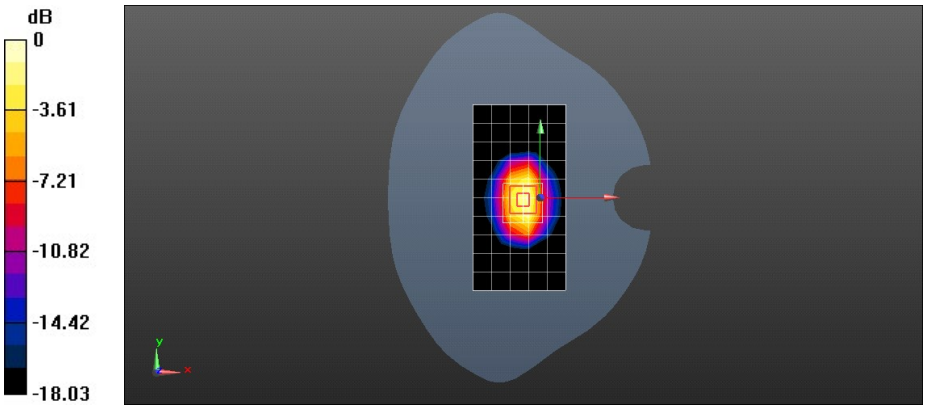

0 dB = 13.0 W/kg = 11.15 dBW/kg

Date: 2015-8-24

Test Laboratory: HUAWEI SAR/HAC Lab

SystemPerformanceCheck-D1900-ES-Body

DUT: Dipole 1900 MHz D1900V2; Type: D1900V2; Serial: D1900V2 - SN:5d143

Communication System: UID 0, CW (0); Frequency: 1900 MHz;Duty Cycle: 1:1
Medium parameters used: f = 1900 MHz; σ = 1.552 S/m; ε_r = 51.444; ρ = 1000 kg/m^3
Phantom section: Flat Section

DASY Configuration:

- Probe: ES3DV3 - SN3168; ConvF(4.72, 4.72, 4.72); Calibrated: 2014-9-24;
- Sensor-Surface: 3mm (Mechanical Surface Detection), z = 2.0, 32.0
- Electronics: DAE4 Sn1236; Calibrated: 2014-11-13
- Phantom: SAM3; Type: SAM; Serial: TP-1597
- DASY52 52.8.8(1222); SEMCAD X 14.6.10(7331)

Configuration/d=10mm,Pin=250mW/Area Scan (6x11x1): Measurement grid: dx=15mm, dy=15mm
Maximum value of SAR (measured) = 9.96 W/kg

Configuration/d=10mm,Pin=250mW/Zoom Scan (5x5x7)/Cube 0: Measurement grid: dx=8mm, dy=8mm, dz=5mm
Reference Value = 93.26 V/m; Power Drift = -0.18 dB
Peak SAR (extrapolated) = 18.1 W/kg
SAR(1 g) = 10.2 W/kg; SAR(10 g) = 5.3 W/kg
Maximum value of SAR (measured) = 12.8 W/kg

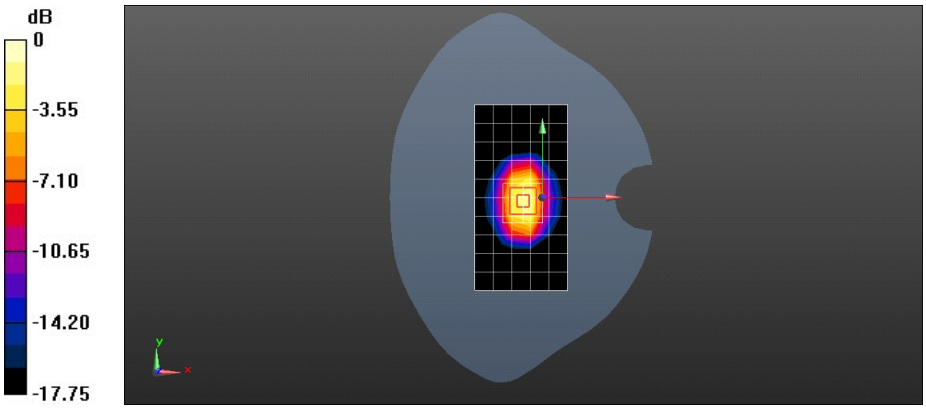

0 dB = 12.8 W/kg = 11.07 dBW/kg

Date: 2015-9-2

Test Laboratory: HUAWEI SAR/HAC Lab

SystemPerformanceCheck-D1900-ES-Body

DUT: Dipole 1900 MHz D1900V2; Type: D1900V2; Serial: D1900V2 - SN:5d143

Communication System: UID 0, CW (0); Frequency: 1900 MHz;Duty Cycle: 1:1
Medium parameters used: f = 1900 MHz; σ = 1.556 S/m; ε_r = 51.524; ρ = 1000 kg/m^3
Phantom section: Flat Section

DASY Configuration:

- Probe: ES3DV3 - SN3168; ConvF(4.72, 4.72, 4.72); Calibrated: 2014-9-24;
- Sensor-Surface: 3mm (Mechanical Surface Detection), z = 2.0, 32.0
- Electronics: DAE4 Sn1236; Calibrated: 2014-11-13
- Phantom: SAM4; Type: SAM; Serial: TP-1620
- DASY52 52.8.8(1222); SEMCAD X 14.6.10(7331)

Configuration/d=10mm,Pin=250mW/Area Scan (6x11x1): Measurement grid: dx=15mm, dy=15mm
Maximum value of SAR (measured) = 10.2 W/kg

Configuration/d=10mm,Pin=250mW/Zoom Scan (5x5x7)/Cube 0: Measurement grid: dx=8mm, dy=8mm, dz=5mm
Reference Value = 94.01 V/m; Power Drift = 0.03 dB
Peak SAR (extrapolated) = 18.4 W/kg
SAR(1 g) = 10.4 W/kg; SAR(10 g) = 5.44 W/kg
Maximum value of SAR (measured) = 13.1 W/kg

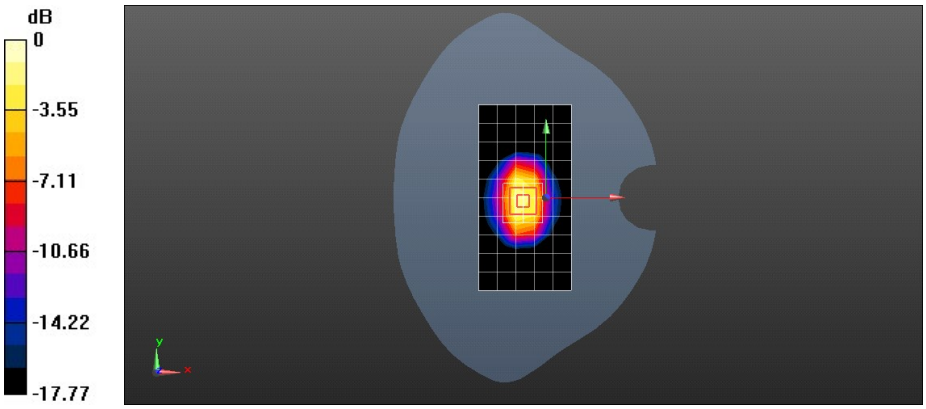

0 dB = 13.1 W/kg = 11.17 dBW/kg

Date: 2015-7-27

Test Laboratory: HUAWEI SAR/HAC Lab

SystemPerformanceCheck-D2300-EX-Head

DUT: Dipole 2300 MHz D2300V2; Type: D2300V3; Serial: D2300V3 - SN:1016

Communication System: UID 0, CW (0); Frequency: 2300 MHz;Duty Cycle: 1:1
Medium parameters used: f = 2300 MHz; σ = 1.686 S/m; ε_r = 38.613; ρ = 1000 kg/m^3
Phantom section: Flat Section

DASY Configuration:

- Probe: EX3DV4 - SN3736; ConvF(7.01, 7.01, 7.01); Calibrated: 2015-4-30;
- Sensor-Surface: 3mm (Mechanical Surface Detection), z = 1.0, 31.0
- Electronics: DAE4 Sn1236; Calibrated: 2014-11-13
- Phantom: SAM4; Type: SAM; Serial: TP-1620
- DASY52 52.8.8(1222); SEMCAD X 14.6.10(7331)

Configuration/d=10mm, Pin=250mW/Area Scan (6x9x1): Measurement grid: dx=12mm, dy=12mm
Maximum value of SAR (measured) = 13.7 W/kg

Configuration/d=10mm, Pin=250mW/Zoom Scan (7x7x7)/Cube 0: Measurement grid: dx=5mm, dy=5mm, dz=5mm
Reference Value = 95.26 V/m; Power Drift = -0.11 dB
Peak SAR (extrapolated) = 23.4 W/kg
SAR(1 g) = 11.6 W/kg; SAR(10 g) = 5.57 W/kg
Maximum value of SAR (measured) = 15.2 W/kg

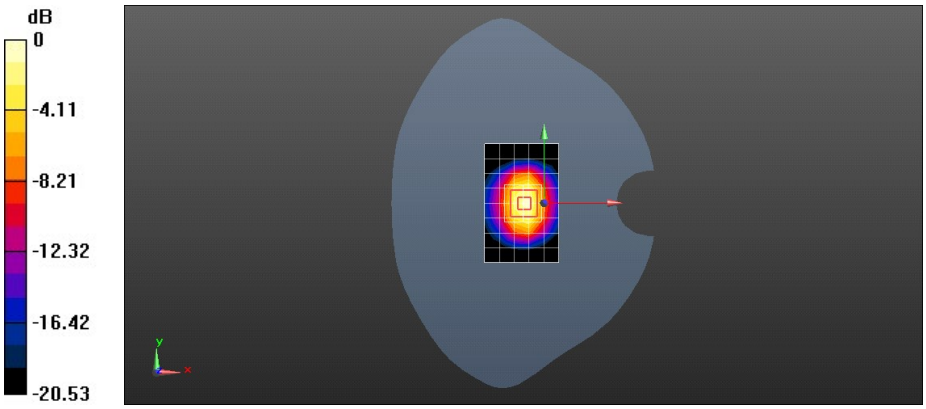

0 dB = 15.2 W/kg = 11.81 dBW/kg

Date: 2015-7-25

Test Laboratory: HUAWEI SAR/HAC Lab

SystemPerformanceCheck-D2300-EX-Body

DUT: Dipole 2300 MHz D2300V2; Type: D2300V3; Serial: D2300V3 - SN:1016

Communication System: UID 0, CW (0); Frequency: 2300 MHz;Duty Cycle: 1:1
Medium parameters used: f = 2300 MHz; σ = 1.752 S/m; ε_r = 51.955; ρ = 1000 kg/m^3
Phantom section: Flat Section

DASY Configuration:

- Probe: EX3DV4 - SN3736; ConvF(6.98, 6.98, 6.98); Calibrated: 2015-4-30;
- Sensor-Surface: 3mm (Mechanical Surface Detection), z = 1.0, 31.0
- Electronics: DAE4 Sn1236; Calibrated: 2014-11-13
- Phantom: SAM4; Type: SAM; Serial: TP-1620
- DASY52 52.8.8(1222); SEMCAD X 14.6.10(7331)

Configuration/d=10mm, Pin=250mW/Area Scan (6x9x1): Measurement grid: dx=12mm, dy=12mm
Maximum value of SAR (measured) = 11.9 W/kg

Configuration/d=10mm, Pin=250mW/Zoom Scan (7x7x7)/Cube 0: Measurement grid: dx=5mm, dy=5mm, dz=5mm
Reference Value = 94.68 V/m; Power Drift = -0.14 dB
Peak SAR (extrapolated) = 23.2 W/kg
SAR(1 g) = 11.8 W/kg; SAR(10 g) = 5.66 W/kg
Maximum value of SAR (measured) = 15.4 W/kg

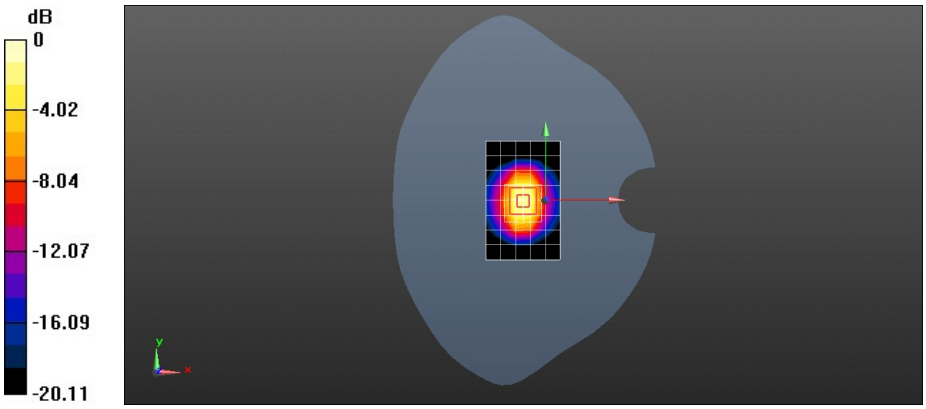

0 dB = 15.4 W/kg = 11.88 dBW/kg

Date: 2015-8-27

Test Laboratory: HUAWEI SAR/HAC Lab

SystemPerformanceCheck-D2300-EX-Body

DUT: Dipole 2300 MHz D2300V2; Type: D2300V3; Serial: D2300V3 - SN:1016

Communication System: UID 0, CW (0); Frequency: 2300 MHz;Duty Cycle: 1:1
Medium parameters used: f = 2300 MHz; σ = 1.861 S/m; ε_r = 51.683; ρ = 1000 kg/m^3
Phantom section: Flat Section

DASY Configuration:

- Probe: EX3DV4 - SN7350; ConvF(7.45, 7.45, 7.45); Calibrated: 2015-1-8;
- Sensor-Surface: 3mm (Mechanical Surface Detection), z = 1.0, 31.0
- Electronics: DAE4 Sn852; Calibrated: 2015-4-27
- Phantom: SAM1; Type: SAM; Serial: TP-1475
- DASY52 52.8.8(1222); SEMCAD X 14.6.10(7331)

Configuration/d=10mm, Pin=250mW/Area Scan (6x9x1): Measurement grid: dx=12mm, dy=12mm
Maximum value of SAR (measured) = 13.1 W/kg

Configuration/d=10mm, Pin=250mW/Zoom Scan (7x7x7)/Cube 0: Measurement grid: dx=5mm, dy=5mm, dz=5mm
Reference Value = 94.28 V/m; Power Drift = -0.05 dB
Peak SAR (extrapolated) = 24.2 W/kg
SAR(1 g) = 12.8 W/kg; SAR(10 g) = 6.2 W/kg
Maximum value of SAR (measured) = 16.5 W/kg

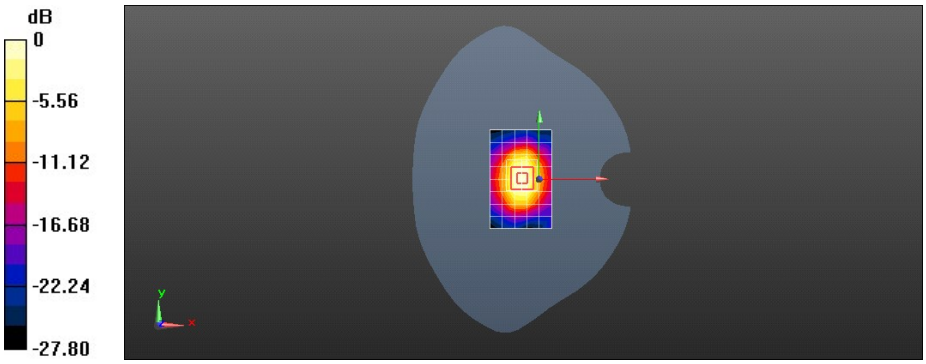

0 dB = 13.1 W/kg = 11.17 dBW/kg

Date: 2015-8-22

Test Laboratory: HUAWEI SAR/HAC Lab

SystemPerformanceCheck-D2450-EX-Head

DUT: Dipole 2450 MHz D2450V2; Type: D2450V2; Serial: D2450V2 - SN:860

Communication System: UID 0, CW; Frequency: 2450 MHz;Duty Cycle: 1:1
Medium parameters used: f = 2450 MHz; σ = 1.863 S/m; ε_r = 38.652; ρ = 1000 kg/m^3
Phantom section: Flat Section

DASY Configuration:

- Probe: EX3DV4 - SN7350; ConvF(7.28, 7.28, 7.28); Calibrated: 2015-1-8;
- Sensor-Surface: 3mm (Mechanical Surface Detection), z = 1.0, 31.0
- Electronics: DAE4 Sn852; Calibrated: 2015-4-27
- Phantom: SAM2; Type: SAM; Serial: TP:1474
- DASY52 52.8.8(1222); SEMCAD X 14.6.10(7331)

Configuration/d=10mm, Pin=250mW/Area Scan (6x11x1): Measurement grid: dx=12mm, dy=12mm
Maximum value of SAR (measured) = 14.9 W/kg

Configuration/d=10mm, Pin=250mW/Zoom Scan (7x7x7)/Cube 0: Measurement grid: dx=5mm, dy=5mm, dz=5mm
Reference Value = 91.56 V/m; Power Drift = -0.14 dB
Peak SAR (extrapolated) = 26.6 W/kg
SAR(1 g) = 13.6 W/kg; SAR(10 g) = 6.47 W/kg
Maximum value of SAR (measured) = 17.8 W/kg

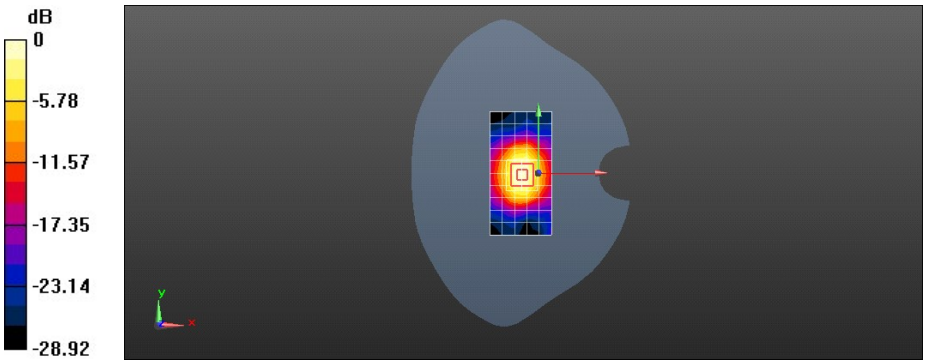

0 dB = 14.9 W/kg = 11.73 dBW/kg

Date: 2015-7-26

Test Laboratory: HUAWEI SAR/HAC Lab

SystemPerformanceCheck-D2450-ES-Body

DUT: Dipole 2450 MHz D2450V2; Type: D2450V2; Serial: D2450V2 - SN:860

Communication System: UID 0, CW; Frequency: 2450 MHz;Duty Cycle: 1:1
Medium parameters used: f = 2450 MHz; σ = 2.043 S/m; ε_r = 50.544; ρ = 1000 kg/m^3
Phantom section: Flat Section

DASY Configuration:

- Probe: ES3DV3 - SN3168; ConvF(4.29, 4.29, 4.29); Calibrated: 2014-9-24;
- Sensor-Surface: 3mm (Mechanical Surface Detection), z = 2.0, 32.0
- Electronics: DAE4 Sn1236; Calibrated: 2014-11-13
- Phantom: SAM4; Type: SAM; Serial: TP-1620
- DASY52 52.8.8(1222); SEMCAD X 14.6.10(7331)

Configuration/d=10mm, Pin=250mW/Area Scan (6x11x1): Measurement grid: dx=12mm, dy=12mm
Maximum value of SAR (measured) = 13.1 W/kg

Configuration/d=10mm, Pin=250mW/Zoom Scan (7x7x7)/Cube 0: Measurement grid: dx=5mm, dy=5mm, dz=5mm
Reference Value = 84.68 V/m; Power Drift = -0.04 dB
Peak SAR (extrapolated) = 29.1 W/kg
SAR(1 g) = 13.6 W/kg; SAR(10 g) = 6.25 W/kg
Maximum value of SAR (measured) = 18.0 W/kg

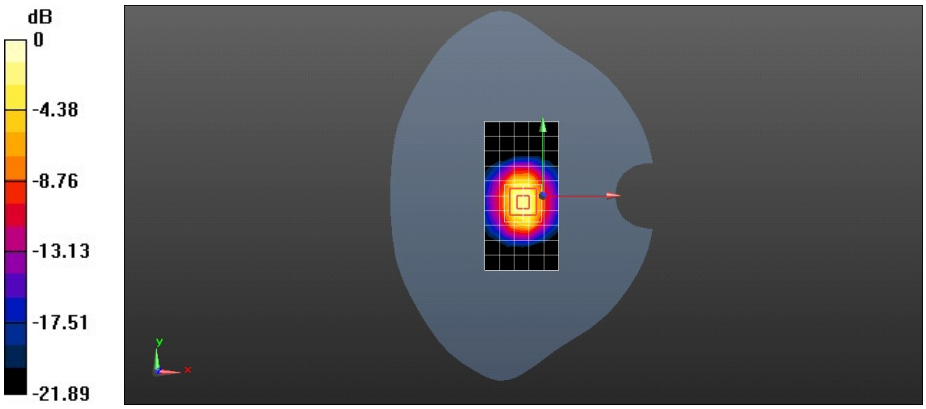

0 dB = 18.0 W/kg = 12.55 dBW/kg

Date: 2015-8-21

Test Laboratory: HUAWEI SAR/HAC Lab

SystemPerformanceCheck-D2450-ES-Body

DUT: Dipole 2450 MHz D2450V2; Type: D2450V2; Serial: D2450V2 - SN:860

Communication System: UID 0, CW; Frequency: 2450 MHz;Duty Cycle: 1:1
Medium parameters used: f = 2450 MHz; σ = 2.01 S/m; ε_r = 51.503; ρ = 1000 kg/m^3
Phantom section: Flat Section

DASY Configuration:

- Probe: ES3DV3 - SN3168; ConvF(4.29, 4.29, 4.29); Calibrated: 2014-9-24;
- Sensor-Surface: 3mm (Mechanical Surface Detection), z = 2.0, 32.0
- Electronics: DAE4 Sn1236; Calibrated: 2014-11-13
- Phantom: SAM4; Type: SAM; Serial: TP-1620
- DASY52 52.8.8(1222); SEMCAD X 14.6.10(7331)

Configuration/d=10mm, Pin=250mW/Area Scan (6x11x1): Measurement grid: dx=12mm, dy=12mm
Maximum value of SAR (measured) = 15.5 W/kg

Configuration/d=10mm, Pin=250mW/Zoom Scan (7x7x7)/Cube 0: Measurement grid: dx=5mm, dy=5mm, dz=5mm
Reference Value = 88.17 V/m; Power Drift = 0.05 dB
Peak SAR (extrapolated) = 28.7 W/kg
SAR(1 g) = 13.1 W/kg; SAR(10 g) = 5.93 W/kg
Maximum value of SAR (measured) = 17.3 W/kg

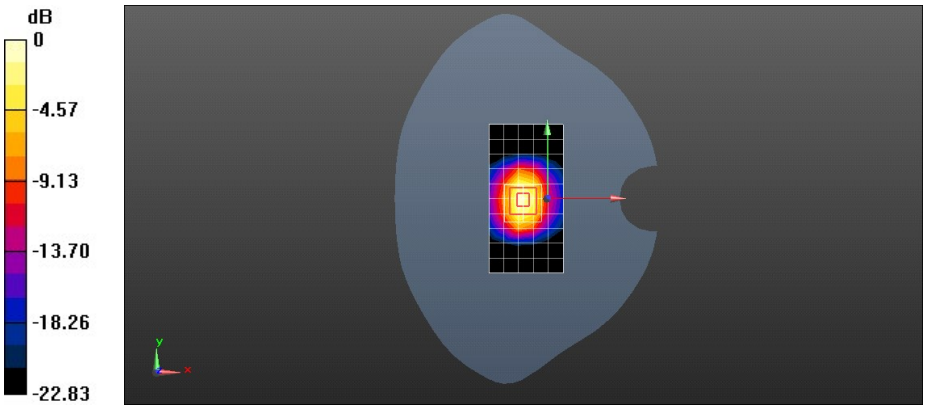

0 dB = 17.3 W/kg = 12.39 dBW/kg

Date: 2015-7-30

Test Laboratory: HUAWEI SAR/HAC Lab

SystemPerformanceCheck-D2600-EX-Head

DUT: Dipole 2600 MHz D2600V2; Type: D2600V2; Serial: D2600V2 - SN:1021

Communication System: UID 0, CW; Frequency: 2600 MHz;Duty Cycle: 1:1
Medium parameters used: f = 2600 MHz; σ = 1.977 S/m; ε_r = 37.834; ρ = 1000 kg/m^3
Phantom section: Flat Section

DASY Configuration:

- Probe: EX3DV4 - SN7350; ConvF(7.1, 7.1, 7.1); Calibrated: 2015-1-8;
- Sensor-Surface: 3mm (Mechanical Surface Detection), z = 1.0, 31.0
- Electronics: DAE4 Sn852; Calibrated: 2015-4-27
- Phantom: SAM1; Type: SAM; Serial: TP-1475
- DASY52 52.8.8(1222); SEMCAD X 14.6.10(7331)

Configuration/d=10mm, Pin=250mW/Area Scan (8x11x1): Measurement grid: dx=12mm, dy=12mm
Maximum value of SAR (measured) = 19.0 W/kg

Configuration/d=10mm, Pin=250mW/Zoom Scan (7x7x7)/Cube 0: Measurement grid: dx=5mm, dy=5mm, dz=5mm
Reference Value = 89.96 V/m; Power Drift = 0.18 dB
Peak SAR (extrapolated) = 31.3 W/kg
SAR(1 g) = 15.3 W/kg; SAR(10 g) = 6.96 W/kg
Maximum value of SAR (measured) = 20.2 W/kg

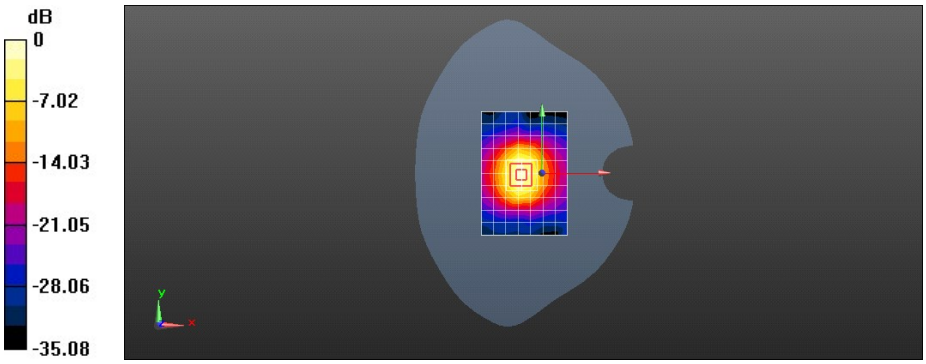

0 dB = 19.0 W/kg = 12.79 dBW/kg

Date: 2015-8-1

Test Laboratory: HUAWEI SAR/HAC Lab

SystemPerformanceCheck-D2600-EX-Head

DUT: Dipole 2600 MHz D2600V2; Type: D2600V2; Serial: D2600V2 - SN:1021

Communication System: UID 0, CW; Frequency: 2600 MHz;Duty Cycle: 1:1
Medium parameters used: f = 2600 MHz; σ = 1.948 S/m; ε_r = 37.776; ρ = 1000 kg/m^3
Phantom section: Flat Section

DASY Configuration:

- Probe: EX3DV4 - SN7350; ConvF(7.1, 7.1, 7.1); Calibrated: 2015-1-8;
- Sensor-Surface: 3mm (Mechanical Surface Detection), z = 1.0, 31.0
- Electronics: DAE4 Sn852; Calibrated: 2015-4-27
- Phantom: SAM1; Type: SAM; Serial: TP-1475
- DASY52 52.8.8(1222); SEMCAD X 14.6.10(7331)

Configuration/d=10mm, Pin=250mW/Area Scan (8x11x1): Measurement grid: dx=12mm, dy=12mm
Maximum value of SAR (measured) = 18.4 W/kg

Configuration/d=10mm, Pin=250mW/Zoom Scan (7x7x7)/Cube 0: Measurement grid: dx=5mm, dy=5mm, dz=5mm
Reference Value = 89.55 V/m; Power Drift = -0.18 dB
Peak SAR (extrapolated) = 31.6 W/kg
SAR(1 g) = 15.4 W/kg; SAR(10 g) = 7.01 W/kg
Maximum value of SAR (measured) = 20.4 W/kg

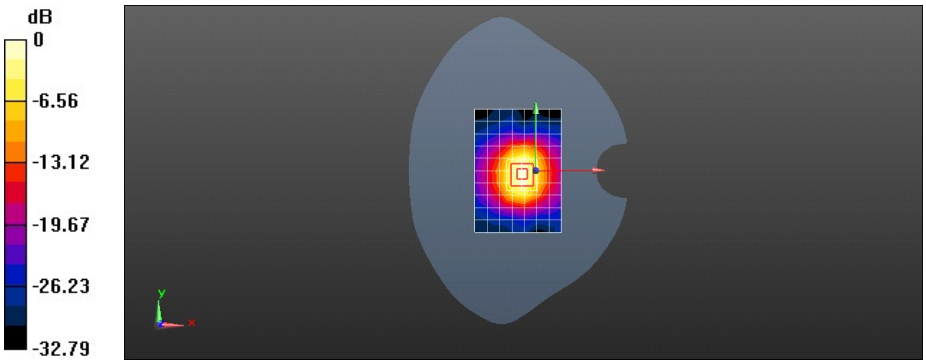

0 dB = 18.4 W/kg = 12.65 dBW/kg

Date: 2015-7-28

Test Laboratory: HUAWEI SAR/HAC Lab

SystemPerformanceCheck-D2600-ES-Body

DUT: Dipole 2600 MHz D2600V2; Type: D2600V2; Serial: D2600V2 - SN:1021

Communication System: UID 0, CW; Frequency: 2600 MHz;Duty Cycle: 1:1
Medium parameters used: f = 2600 MHz; σ = 2.216 S/m; ε_r = 51.163; ρ = 1000 kg/m^3
Phantom section: Flat Section

DASY Configuration:

- Probe: ES3DV3 - SN3168; ConvF(4.14, 4.14, 4.14); Calibrated: 2014-9-24;
- Sensor-Surface: 3mm (Mechanical Surface Detection), z = 2.0, 32.0
- Electronics: DAE4 Sn1236; Calibrated: 2014-11-13
- Phantom: SAM3; Type: SAM; Serial: TP-1597
- DASY52 52.8.8(1222); SEMCAD X 14.6.10(7331)

Configuration/d=10mm, Pin=250mW/Area Scan (8x11x1): Measurement grid: dx=12mm, dy=12mm
Maximum value of SAR (measured) = 18.3 W/kg

Configuration/d=10mm, Pin=250mW/Zoom Scan (7x7x7)/Cube 0: Measurement grid: dx=5mm, dy=5mm, dz=5mm
Reference Value = 75.93 V/m; Power Drift = -0.16 dB
Peak SAR (extrapolated) = 34.5 W/kg
SAR(1 g) = 15.2 W/kg; SAR(10 g) = 6.69 W/kg
Maximum value of SAR (measured) = 20.5 W/kg

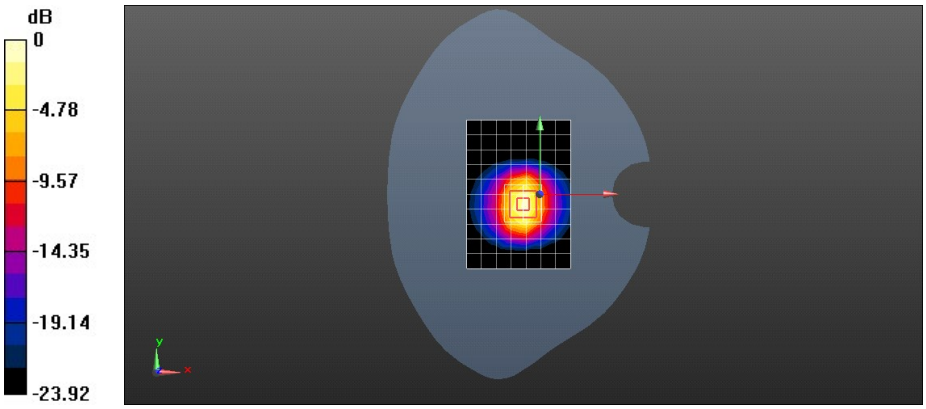

0 dB = 20.5 W/kg = 13.12 dBW/kg

Date: 2015-7-31

Test Laboratory: HUAWEI SAR/HAC Lab

SystemPerformanceCheck-D2600-ES-Body

DUT: Dipole 2600 MHz D2600V2; Type: D2600V2; Serial: D2600V2 - SN:1021

Communication System: UID 0, CW; Frequency: 2600 MHz;Duty Cycle: 1:1
Medium parameters used: f = 2600 MHz; σ = 2.2 S/m; ε_r = 51.007; ρ = 1000 kg/m^3
Phantom section: Flat Section

DASY Configuration:

- Probe: ES3DV3 - SN3168; ConvF(4.14, 4.14, 4.14); Calibrated: 2014-9-24;
- Sensor-Surface: 3mm (Mechanical Surface Detection), z = 2.0, 32.0
- Electronics: DAE4 Sn1236; Calibrated: 2014-11-13
- Phantom: SAM4; Type: SAM; Serial: TP-1620
- DASY52 52.8.8(1222); SEMCAD X 14.6.10(7331)

Configuration/d=10mm, Pin=250mW/Area Scan (8x11x1): Measurement grid: dx=12mm, dy=12mm
Maximum value of SAR (measured) = 15.2 W/kg

Configuration/d=10mm, Pin=250mW/Zoom Scan (7x7x7)/Cube 0: Measurement grid: dx=5mm, dy=5mm, dz=5mm
Reference Value = 89.81 V/m; Power Drift = -0.04 dB
Peak SAR (extrapolated) = 34.6 W/kg
SAR(1 g) = 15.2 W/kg; SAR(10 g) = 6.64 W/kg
Maximum value of SAR (measured) = 20.4 W/kg

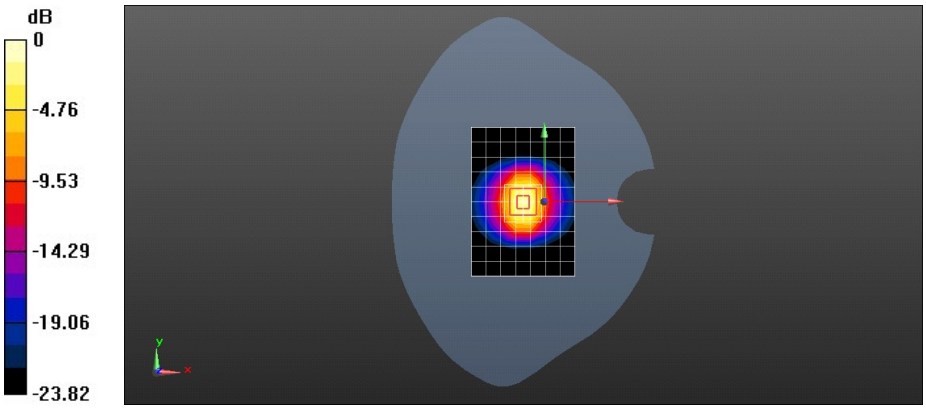

0 dB = 20.4 W/kg = 13.10 dBW/kg

Date: 2015-8-26

Test Laboratory: HUAWEI SAR/HAC Lab

SystemPerformanceCheck-D2600-EX-Body

DUT: Dipole 2600 MHz D2600V2; Type: D2600V2; Serial: D2600V2 - SN:1021

Communication System: UID 0, CW; Frequency: 2600 MHz;Duty Cycle: 1:1
Medium parameters used: f = 2600 MHz; σ = 2.217 S/m; ε_r = 50.577; ρ = 1000 kg/m^3
Phantom section: Flat Section

DASY Configuration:

- Probe: EX3DV4 - SN7350; ConvF(7.15, 7.15, 7.15); Calibrated: 2015-1-8;
- Sensor-Surface: 3mm (Mechanical Surface Detection), z = 1.0, 31.0
- Electronics: DAE4 Sn852; Calibrated: 2015-4-27
- Phantom: SAM1; Type: SAM; Serial: TP-1475
- DASY52 52.8.8(1222); SEMCAD X 14.6.10(7331)

Configuration/d=10mm, Pin=250mW/Area Scan (8x11x1): Measurement grid: dx=12mm, dy=12mm
Maximum value of SAR (measured) = 15.9 W/kg

Configuration/d=10mm, Pin=250mW/Zoom Scan (7x7x7)/Cube 0: Measurement grid: dx=5mm, dy=5mm, dz=5mm
Reference Value = 84.90 V/m; Power Drift = 0.15 dB
Peak SAR (extrapolated) = 30.0 W/kg
SAR(1 g) = 14.9 W/kg; SAR(10 g) = 6.8 W/kg
Maximum value of SAR (measured) = 19.9 W/kg

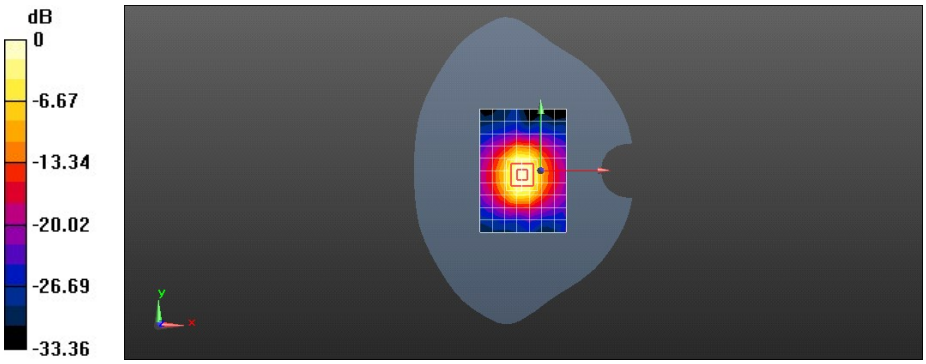

0 dB = 15.9 W/kg = 12.01 dBW/kg

Date: 2015-8-28

Test Laboratory: HUAWEI SAR/HAC Lab

SystemPerformanceCheck-D2600-EX-Body

DUT: Dipole 2600 MHz D2600V2; Type: D2600V2; Serial: D2600V2 - SN:1021

Communication System: UID 0, CW; Frequency: 2600 MHz;Duty Cycle: 1:1
Medium parameters used: f = 2600 MHz; σ = 2.229 S/m; ε_r = 50.636; ρ = 1000 kg/m^3
Phantom section: Flat Section

DASY Configuration:

- Probe: EX3DV4 - SN7350; ConvF(7.15, 7.15, 7.15); Calibrated: 2015-1-8;
- Sensor-Surface: 3mm (Mechanical Surface Detection), z = 1.0, 31.0
- Electronics: DAE4 Sn852; Calibrated: 2015-4-27
- Phantom: SAM2; Type: SAM; Serial: TP:1474
- DASY52 52.8.8(1222); SEMCAD X 14.6.10(7331)

Configuration/d=10mm, Pin=250mW/Area Scan (8x11x1): Measurement grid: dx=12mm, dy=12mm
Maximum value of SAR (measured) = 17.3 W/kg

Configuration/d=10mm, Pin=250mW/Zoom Scan (7x7x7)/Cube 0: Measurement grid: dx=5mm, dy=5mm, dz=5mm
Reference Value = 86.47 V/m; Power Drift = -0.08 dB
Peak SAR (extrapolated) = 30.8 W/kg
SAR(1 g) = 15.1 W/kg; SAR(10 g) = 6.77 W/kg
Maximum value of SAR (measured) = 20.0 W/kg

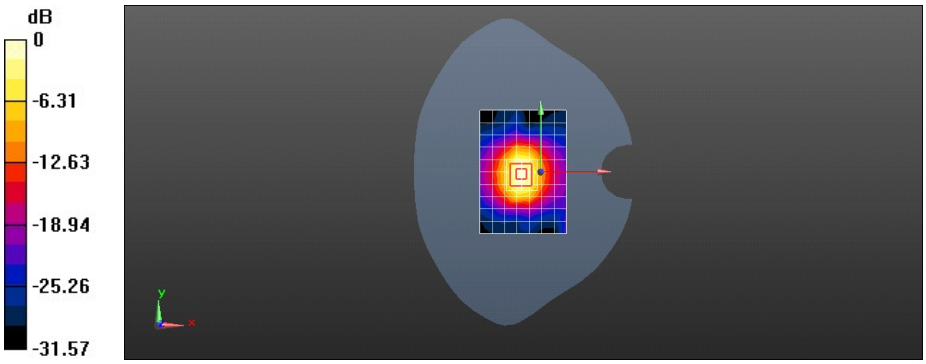

0 dB = 17.3 W/kg = 12.38 dBW/kg

Date: 2015-8-21

Test Laboratory: HUAWEI SAR/HAC Lab

SystemPerformanceCheck-D5300-EX-Head

DUT: Dipole D5GHzV2; Type: D5GHzV2; Serial: D5GHzV2 - SN:1155

Communication System: UID 0, CW (0); Frequency: 5300 MHz;Duty Cycle: 1:1
Medium parameters used: f = 5300 MHz; σ = 4.559 S/m; ε_r = 35.027; ρ = 1000 kg/m^3
Phantom section: Flat Section

DASY Configuration:

- Probe: EX3DV4 - SN7350; ConvF(5.15, 5.15, 5.15); Calibrated: 2015-1-8;
- Sensor-Surface: 1.4mm (Mechanical Surface Detection), z = 1.0, 25.0
- Electronics: DAE4 Sn852; Calibrated: 2015-4-27
- Phantom: SAM1; Type: SAM; Serial: TP-1475
- DASY52 52.8.8(1222); SEMCAD X 14.6.10(7331)

System Performance Check with D5GHzV2 Dipole (graded grid)/d=10mm, Pin=100mW, f=5600 MHz/Area Scan (8x9x1):
Measurement grid: dx=10mm, dy=10mm
Maximum value of SAR (measured) = 19.9 W/kg

System Performance Check with D5GHzV2 Dipole (graded grid)/d=10mm, Pin=100mW, f=5600 MHz/Zoom Scan (4x4x1.4mm, graded), dist=1.4mm (8x8x7)/Cube 0: Measurement grid: dx=4mm, dy=4mm, dz=1.4mm
Reference Value = 52.67 V/m; Power Drift = 0.01 dB
Peak SAR (extrapolated) = 34.0 W/kg
SAR(1 g) = 8.34 W/kg; SAR(10 g) = 2.44 W/kg
Maximum value of SAR (measured) = 20.1 W/kg

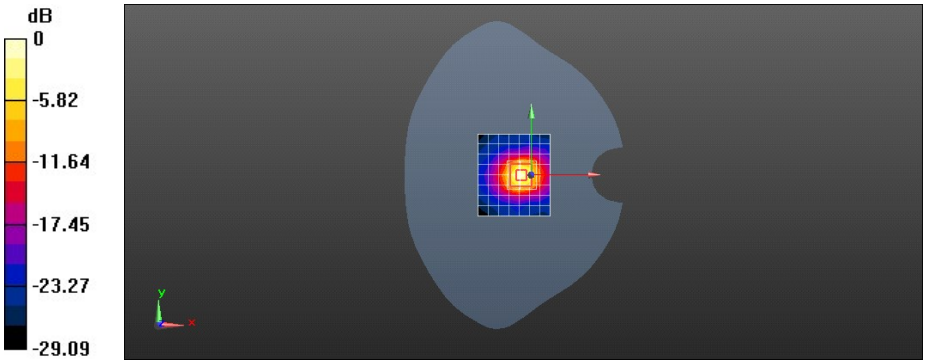

0 dB = 19.9 W/kg = 12.99 dBW/kg

Date: 2015-8-21

Test Laboratory: HUAWEI SAR/HAC Lab

SystemPerformanceCheck-D5600-EX-Head

DUT: Dipole D5GHzV2; Type: D5GHzV2; Serial: D5GHzV2 - SN:1155

Communication System: UID 0, CW (0); Frequency: 5600 MHz;Duty Cycle: 1:1
Medium parameters used: f = 5600 MHz; σ = 5.117 S/m; ε_r = 34.694; ρ = 1000 kg/m^3
Phantom section: Flat Section

DASY Configuration:

- Probe: EX3DV4 - SN7350; ConvF(4.71, 4.71, 4.71); Calibrated: 2015-1-8;
- Sensor-Surface: 1.4mm (Mechanical Surface Detection), z = 1.0, 25.0
- Electronics: DAE4 Sn852; Calibrated: 2015-4-27
- Phantom: SAM1; Type: SAM; Serial: TP-1475
- DASY52 52.8.8(1222); SEMCAD X 14.6.10(7331)

System Performance Check with D5GHzV2 Dipole (graded grid)/d=10mm, Pin=100mW, f=5600 MHz/Area Scan (8x9x1):
Measurement grid: dx=10mm, dy=10mm
Maximum value of SAR (measured) = 19.9 W/kg

System Performance Check with D5GHzV2 Dipole (graded grid)/d=10mm, Pin=100mW, f=5600 MHz/Zoom Scan (4x4x1.4mm, graded), dist=1.4mm (8x8x7)/Cube 0: Measurement grid: dx=4mm, dy=4mm, dz=1.4mm
Reference Value = 49.59 V/m; Power Drift = -0.12 dB
Peak SAR (extrapolated) = 36.4 W/kg
SAR(1 g) = 8.69 W/kg; SAR(10 g) = 2.53 W/kg
Maximum value of SAR (measured) = 20.9 W/kg

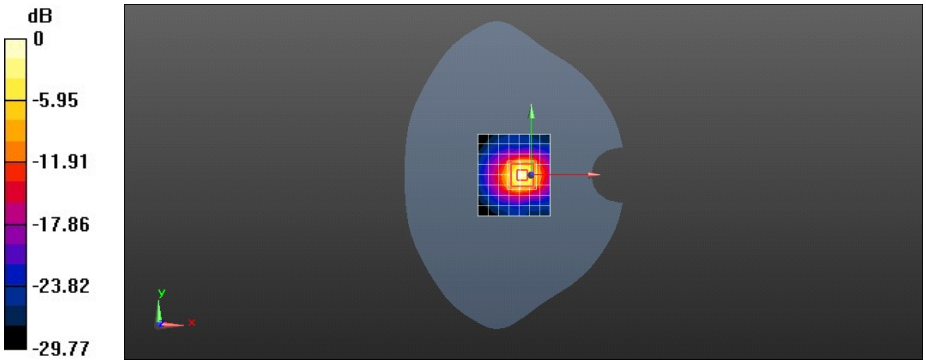

0 dB = 19.9 W/kg = 12.99 dBW/kg

Date: 2015-8-21

Test Laboratory: HUAWEI SAR/HAC Lab

SystemPerformanceCheck-D5800-EX-Head

DUT: Dipole D5GHzV2; Type: D5GHzV2; Serial: D5GHzV2 - SN:1155

Communication System: UID 0, CW (0); Frequency: 5800 MHz;Duty Cycle: 1:1
Medium parameters used: f = 5800 MHz; σ = 5.188 S/m; ε_r = 35.011; ρ = 1000 kg/m^3
Phantom section: Flat Section

DASY Configuration:

- Probe: EX3DV4 - SN7350; ConvF(4.6, 4.6, 4.6); Calibrated: 2015-1-8;
- Sensor-Surface: 1.4mm (Mechanical Surface Detection), z = 1.0, 25.0
- Electronics: DAE4 Sn852; Calibrated: 2015-4-27
- Phantom: SAM1; Type: SAM; Serial: TP-1475
- DASY52 52.8.8(1222); SEMCAD X 14.6.10(7331)

System Performance Check with D5GHzV2 Dipole (graded grid)/d=10mm, Pin=100mW, f=5800 MHz/Area Scan (8x9x1):
Measurement grid: dx=10mm, dy=10mm
Maximum value of SAR (measured) = 18.8 W/kg

System Performance Check with D5GHzV2 Dipole (graded grid)/d=10mm, Pin=100mW, f=5800 MHz/Zoom Scan (4x4x1.4mm, graded), dist=1.4mm (8x8x7)/Cube 0: Measurement grid: dx=4mm, dy=4mm, dz=1.4mm
Reference Value = 49.80 V/m; Power Drift = -0.11 dB
Peak SAR (extrapolated) = 32.8 W/kg
SAR(1 g) = 7.43 W/kg; SAR(10 g) = 2.16 W/kg
Maximum value of SAR (measured) = 18.2 W/kg

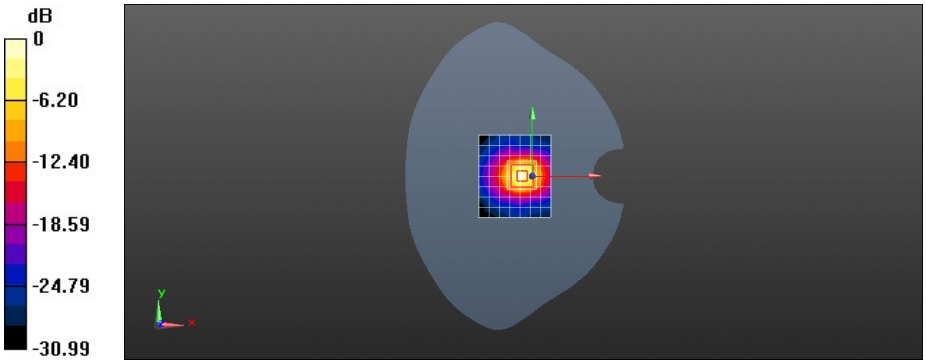

0 dB = 18.8 W/kg = 12.74 dBW/kg

Date: 2015-8-22

Test Laboratory: HUAWEI SAR/HAC Lab

SystemPerformanceCheck-D5200-EX-Body

DUT: Dipole D5GHzV2; Type: D5GHzV2; Serial: D5GHzV2 - SN:1155

Communication System: UID 0, CW (0); Frequency: 5200 MHz;Duty Cycle: 1:1
Medium parameters used: f = 5200 MHz; σ = 5.223 S/m; ε_r = 49.975; ρ = 1000 kg/m^3
Phantom section: Flat Section

DASY Configuration:

- Probe: EX3DV4 - SN3736; ConvF(4.31, 4.31, 4.31); Calibrated: 2015-4-30;
- Sensor-Surface: 1.4mm (Mechanical Surface Detection), z = 1.0, 25.0
- Electronics: DAE4 Sn1236; Calibrated: 2014-11-13
- Phantom: SAM3; Type: SAM; Serial: TP-1597
- DASY52 52.8.8(1222); SEMCAD X 14.6.10(7331)

System Performance Check with D5GHzV2 Dipole (graded grid)/d=10mm, Pin=100mW, f=5200 MHz/Area Scan (8x9x1):
Measurement grid: dx=10mm, dy=10mm
Maximum value of SAR (measured) = 11.2 W/kg

System Performance Check with D5GHzV2 Dipole (graded grid)/d=10mm, Pin=100mW, f=5200 MHz/Zoom Scan (4x4x1.4mm, graded), dist=1.4mm (8x8x7)/Cube 0: Measurement grid: dx=4mm, dy=4mm, dz=1.4mm
Reference Value = 59.97 V/m; Power Drift = -0.04 dB
Peak SAR (extrapolated) = 31.6 W/kg
SAR(1 g) = 7.56 W/kg; SAR(10 g) = 2.12 W/kg
Maximum value of SAR (measured) = 17.8 W/kg

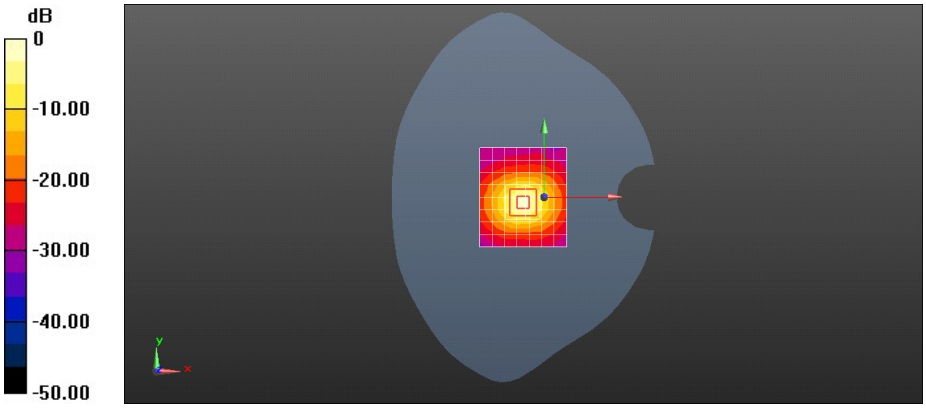

0 dB = 17.8 W/kg = 12.50 dBW/kg

Date: 2015-8-2

Test Laboratory: HUAWEI SAR/HAC Lab

SystemPerformanceCheck-D5300-EX-Body

DUT: Dipole D5GHzV2; Type: D5GHzV2; Serial: D5GHzV2 - SN:1155

Communication System: UID 0, CW (0); Frequency: 5300 MHz;Duty Cycle: 1:1
Medium parameters used: f = 5300 MHz; σ = 5.48 S/m; ε_r = 47.182; ρ = 1000 kg/m^3
Phantom section: Flat Section

DASY Configuration:

- Probe: EX3DV4 - SN3736; ConvF(4.08, 4.08, 4.08); Calibrated: 2015-4-30;
- Sensor-Surface: 1.4mm (Mechanical Surface Detection), z = 1.0, 25.0
- Electronics: DAE4 Sn1236; Calibrated: 2014-11-13
- Phantom: SAM3; Type: SAM; Serial: TP-1597
- DASY52 52.8.8(1222); SEMCAD X 14.6.10(7331)

System Performance Check with D5GHzV2 Dipole (graded grid)/d=10mm, Pin=100mW, f=5300 MHz/Area Scan (8x9x1):
Measurement grid: dx=10mm, dy=10mm
Maximum value of SAR (measured) = 18.5 W/kg

System Performance Check with D5GHzV2 Dipole (graded grid)/d=10mm, Pin=100mW, f=5300 MHz/Zoom Scan (4x4x1.4mm, graded), dist=1.4mm (8x8x7)/Cube 0: Measurement grid: dx=4mm, dy=4mm, dz=1.4mm
Reference Value = 63.57 V/m; Power Drift = -0.17 dB
Peak SAR (extrapolated) = 33.7 W/kg
SAR(1 g) = 7.62 W/kg; SAR(10 g) = 2.1 W/kg

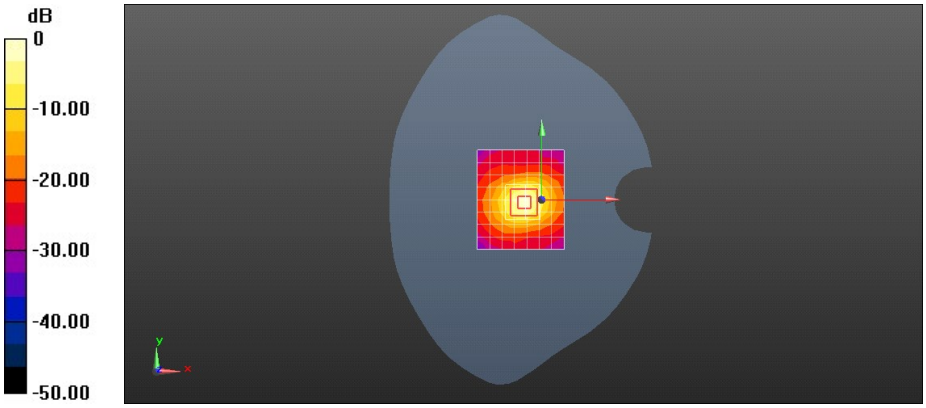

0 dB = 18.5 W/kg = 12.67 dBW/kg

Date: 2015-8-22

Test Laboratory: HUAWEI SAR/HAC Lab

SystemPerformanceCheck-D5300-EX-Body

DUT: Dipole D5GHzV2; Type: D5GHzV2; Serial: D5GHzV2 - SN:1155

Communication System: UID 0, CW (0); Frequency: 5300 MHz;Duty Cycle: 1:1
Medium parameters used: f = 5300 MHz; σ = 5.472 S/m; ε_r = 48.181; ρ = 1000 kg/m^3
Phantom section: Flat Section

DASY Configuration:

- Probe: EX3DV4 - SN3736; ConvF(4.08, 4.08, 4.08); Calibrated: 2015-4-30;
- Sensor-Surface: 1.4mm (Mechanical Surface Detection), z = 1.0, 25.0
- Electronics: DAE4 Sn1236; Calibrated: 2014-11-13
- Phantom: SAM3; Type: SAM; Serial: TP-1597
- DASY52 52.8.8(1222); SEMCAD X 14.6.10(7331)

System Performance Check with D5GHzV2 Dipole (graded grid)/d=10mm, Pin=100mW, f=5300 MHz/Area Scan (8x9x1):
Measurement grid: dx=10mm, dy=10mm
Maximum value of SAR (measured) = 12.4 W/kg

System Performance Check with D5GHzV2 Dipole (graded grid)/d=10mm, Pin=100mW, f=5300 MHz/Zoom Scan (4x4x1.4mm, graded), dist=1.4mm (8x8x7)/Cube 0: Measurement grid: dx=4mm, dy=4mm, dz=1.4mm
Reference Value = 61.77 V/m; Power Drift = -0.11 dB
Peak SAR (extrapolated) = 34.1 W/kg
SAR(1 g) = 7.82 W/kg; SAR(10 g) = 2.16 W/kg
Maximum value of SAR (measured) = 18.7 W/kg

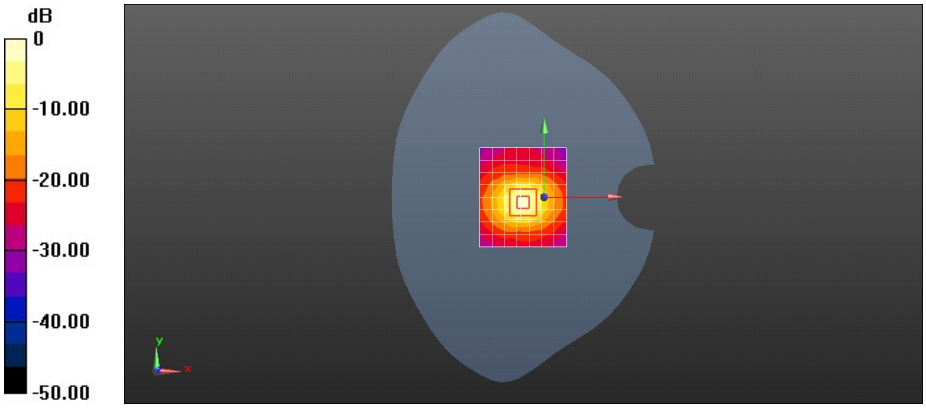

0 dB = 18.7 W/kg = 12.72 dBW/kg

Date: 2015-8-31

Test Laboratory: HUAWEI SAR/HAC Lab

SystemPerformanceCheck-D5300-EX-Body

DUT: Dipole D5GHzV2; Type: D5GHzV2; Serial: D5GHzV2 - SN:1155

Communication System: UID 0, CW (0); Frequency: 5300 MHz;Duty Cycle: 1:1
Medium parameters used: f = 5300 MHz; σ = 5.413 S/m; ε_r = 48.382; ρ = 1000 kg/m^3
Phantom section: Flat Section

DASY Configuration:

- Probe: EX3DV4 - SN3736; ConvF(4.08, 4.08, 4.08); Calibrated: 2015-4-30;
- Sensor-Surface: 1.4mm (Mechanical Surface Detection), z = 1.0, 25.0
- Electronics: DAE4 Sn1236; Calibrated: 2014-11-13
- Phantom: SAM3; Type: SAM; Serial: TP-1597
- DASY52 52.8.8(1222); SEMCAD X 14.6.10(7331)

System Performance Check with D5GHzV2 Dipole (graded grid)/d=10mm, Pin=100mW, f=5300 MHz/Area Scan (8x9x1):
Measurement grid: dx=10mm, dy=10mm
Maximum value of SAR (measured) = 13.9 W/kg

System Performance Check with D5GHzV2 Dipole (graded grid)/d=10mm, Pin=100mW, f=5300 MHz/Zoom Scan (4x4x1.4mm, graded), dist=1.4mm (8x8x7)/Cube 0: Measurement grid: dx=4mm, dy=4mm, dz=1.4mm
Reference Value = 66.64 V/m; Power Drift = -0.06 dB
Peak SAR (extrapolated) = 33.6 W/kg
SAR(1 g) = 7.63 W/kg; SAR(10 g) = 2.1 W/kg
Maximum value of SAR (measured) = 18.3 W/kg

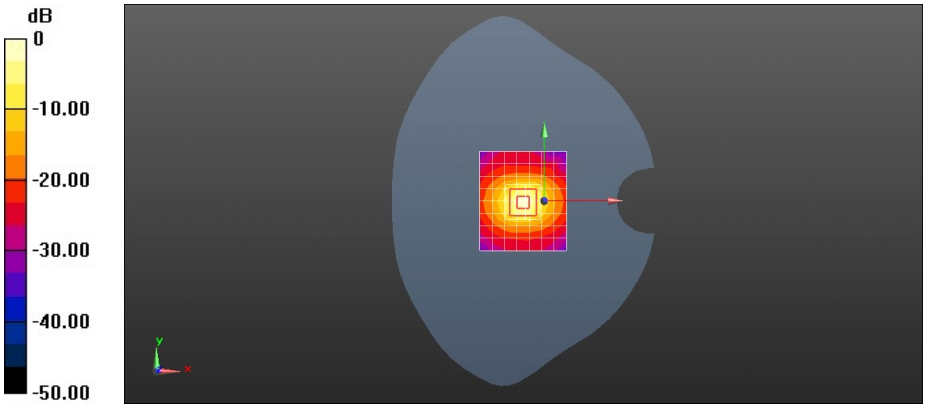

0 dB = 18.3 W/kg = 12.62 dBW/kg

Date: 2015-8-2

Test Laboratory: HUAWEI SAR/HAC Lab

SystemPerformanceCheck-D5600-EX-Body

DUT: Dipole D5GHzV2; Type: D5GHzV2; Serial: D5GHzV2 - SN:1155

Communication System: UID 0, CW (0); Frequency: 5600 MHz;Duty Cycle: 1:1
Medium parameters used: f = 5600 MHz; σ = 5.904 S/m; ε_r = 46.586; ρ = 1000 kg/m^3
Phantom section: Flat Section

DASY Configuration:

- Probe: EX3DV4 - SN3736; ConvF(3.71, 3.71, 3.71); Calibrated: 2015-4-30;
- Sensor-Surface: 1.4mm (Mechanical Surface Detection), z = 1.0, 25.0
- Electronics: DAE4 Sn1236; Calibrated: 2014-11-13
- Phantom: SAM3; Type: SAM; Serial: TP-1597
- DASY52 52.8.8(1222); SEMCAD X 14.6.10(7331)

System Performance Check with D5GHzV2 Dipole (graded grid)/d=10mm, Pin=100mW, f=5600 MHz/Area Scan (8x9x1):
Measurement grid: dx=10mm, dy=10mm
Maximum value of SAR (measured) = 17.3 W/kg

System Performance Check with D5GHzV2 Dipole (graded grid)/d=10mm, Pin=100mW, f=5600 MHz/Zoom Scan (4x4x1.4mm, graded), dist=1.4mm (8x8x7)/Cube 0: Measurement grid: dx=4mm, dy=4mm, dz=1.4mm
Reference Value = 63.96 V/m; Power Drift = -0.20 dB
Peak SAR (extrapolated) = 35.8 W/kg
SAR(1 g) = 7.98 W/kg; SAR(10 g) = 2.2 W/kg
Maximum value of SAR (measured) = 19.2 W/kg

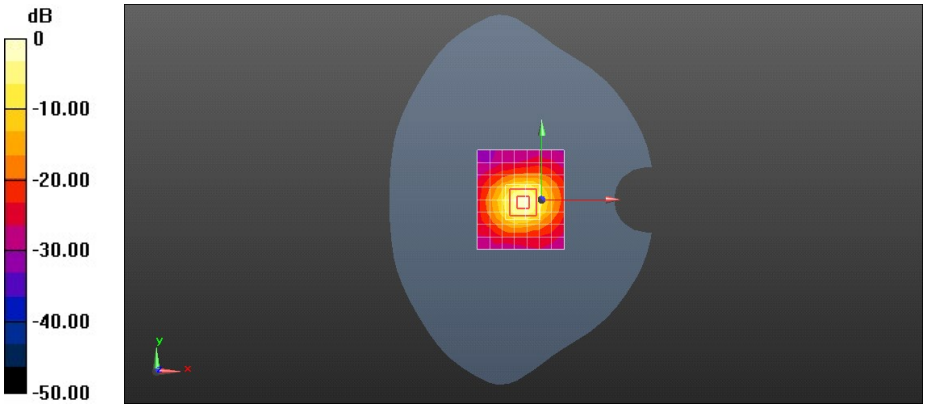

0 dB = 19.2 W/kg = 12.84 dBW/kg

Date: 2015-8-22

Test Laboratory: HUAWEI SAR/HAC Lab

SystemPerformanceCheck-D5600-EX-Body

DUT: Dipole D5GHzV2; Type: D5GHzV2; Serial: D5GHzV2 - SN:1155

Communication System: UID 0, CW (0); Frequency: 5600 MHz;Duty Cycle: 1:1
Medium parameters used: f = 5600 MHz; σ = 5.888 S/m; ε_r = 47.586; ρ = 1000 kg/m^3
Phantom section: Flat Section

DASY Configuration:

- Probe: EX3DV4 - SN3736; ConvF(3.71, 3.71, 3.71); Calibrated: 2015-4-30;
- Sensor-Surface: 1.4mm (Mechanical Surface Detection), z = 1.0, 25.0
- Electronics: DAE4 Sn1236; Calibrated: 2014-11-13
- Phantom: SAM3; Type: SAM; Serial: TP-1597
- DASY52 52.8.8(1222); SEMCAD X 14.6.10(7331)

System Performance Check with D5GHzV2 Dipole (graded grid)/d=10mm, Pin=100mW, f=5300 MHz/Area Scan (8x9x1):
Measurement grid: dx=10mm, dy=10mm
Maximum value of SAR (measured) = 14.6 W/kg

System Performance Check with D5GHzV2 Dipole (graded grid)/d=10mm, Pin=100mW, f=5300 MHz/Zoom Scan (4x4x1.4mm, graded), dist=1.4mm (8x8x7)/Cube 0: Measurement grid: dx=4mm, dy=4mm, dz=1.4mm
Reference Value = 66.79 V/m; Power Drift = -0.18 dB
Peak SAR (extrapolated) = 33.4 W/kg
SAR(1 g) = 7.71 W/kg; SAR(10 g) = 2.17 W/kg
Maximum value of SAR (measured) = 20.0 W/kg

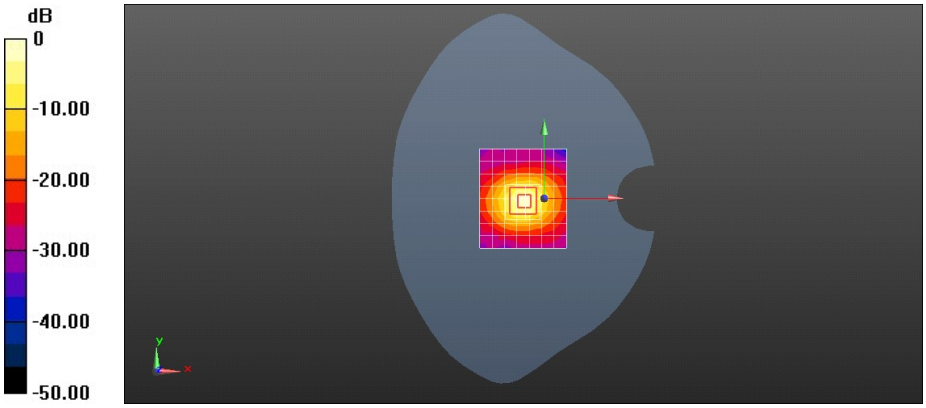

0 dB = 20.0 W/kg = 13.01 dBW/kg

Date: 2015-8-31

Test Laboratory: HUAWEI SAR/HAC Lab

SystemPerformanceCheck-D5600-EX-Body

DUT: Dipole D5GHzV2; Type: D5GHzV2; Serial: D5GHzV2 - SN:1155

Communication System: UID 0, CW (0); Frequency: 5600 MHz;Duty Cycle: 1:1
Medium parameters used: f = 5600 MHz; σ = 5.92 S/m; ε_r = 47.786; ρ = 1000 kg/m^3
Phantom section: Flat Section

DASY Configuration:

- Probe: EX3DV4 - SN3736; ConvF(3.71, 3.71, 3.71); Calibrated: 2015-4-30;
- Sensor-Surface: 1.4mm (Mechanical Surface Detection), z = 1.0, 25.0
- Electronics: DAE4 Sn1236; Calibrated: 2014-11-13
- Phantom: SAM3; Type: SAM; Serial: TP-1597
- DASY52 52.8.8(1222); SEMCAD X 14.6.10(7331)

System Performance Check with D5GHzV2 Dipole (graded grid)/d=10mm, Pin=100mW, f=5300 MHz/Area Scan (8x9x1):
Measurement grid: dx=10mm, dy=10mm
Maximum value of SAR (measured) = 15.1 W/kg

System Performance Check with D5GHzV2 Dipole (graded grid)/d=10mm, Pin=100mW, f=5300 MHz/Zoom Scan (4x4x1.4mm, graded), dist=1.4mm (8x8x7)/Cube 0: Measurement grid: dx=4mm, dy=4mm, dz=1.4mm
Reference Value = 67.38 V/m; Power Drift = -0.18 dB
Peak SAR (extrapolated) = 34.2 W/kg
SAR(1 g) = 7.84 W/kg; SAR(10 g) = 2.21 W/kg
Maximum value of SAR (measured) = 20.6 W/kg

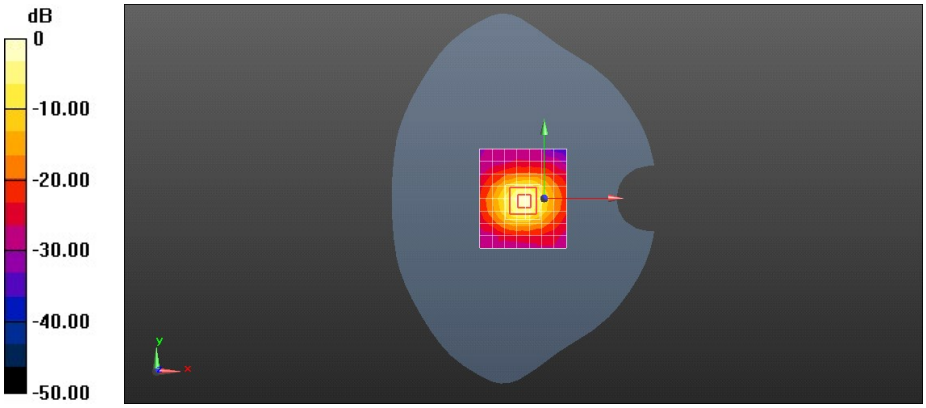

0 dB = 20.6 W/kg = 13.14 dBW/kg

Date: 2015-8-2

Test Laboratory: HUAWEI SAR/HAC Lab

SystemPerformanceCheck-D5800-EX-Body

DUT: Dipole D5GHzV2; Type: D5GHzV2; Serial: D5GHzV2 - SN:1155

Communication System: UID 0, CW (0); Frequency: 5800 MHz;Duty Cycle: 1:1
Medium parameters used: f = 5800 MHz; σ = 6.224 S/m; ε_r = 46.634; ρ = 1000 kg/m^3
Phantom section: Flat Section

DASY Configuration:

- Probe: EX3DV4 - SN3736; ConvF(3.86, 3.86, 3.86); Calibrated: 2015-4-30;
- Sensor-Surface: 1.4mm (Mechanical Surface Detection), z = 1.0, 25.0
- Electronics: DAE4 Sn1236; Calibrated: 2014-11-13
- Phantom: SAM3; Type: SAM; Serial: TP-1597
- DASY52 52.8.8(1222); SEMCAD X 14.6.10(7331)

System Performance Check with D5GHzV2 Dipole (graded grid)/d=10mm, Pin=100mW, f=5800 MHz/Area Scan (8x9x1):
Measurement grid: dx=10mm, dy=10mm
Maximum value of SAR (measured) = 16.3 W/kg

System Performance Check with D5GHzV2 Dipole (graded grid)/d=10mm, Pin=100mW, f=5800 MHz/Zoom Scan (4x4x1.4mm, graded), dist=1.4mm (8x8x7)/Cube 0: Measurement grid: dx=4mm, dy=4mm, dz=1.4mm
Reference Value = 60.96 V/m; Power Drift = -0.21 dB
Peak SAR (extrapolated) = 35.0 W/kg
SAR(1 g) = 7.37 W/kg; SAR(10 g) = 2.02 W/kg
Maximum value of SAR (measured) = 18.2 W/kg

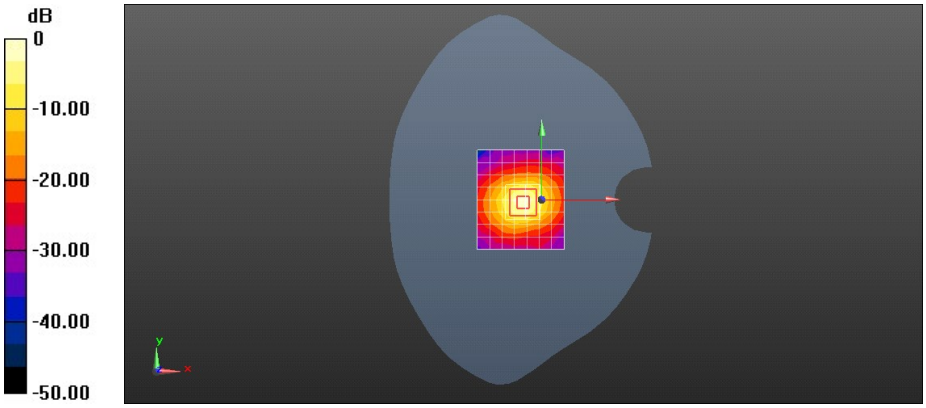

0 dB = 18.2 W/kg = 12.60 dBW/kg

Date: 2015-8-22

Test Laboratory: HUAWEI SAR/HAC Lab

SystemPerformanceCheck-D5800-EX-Body

DUT: Dipole D5GHzV2; Type: D5GHzV2; Serial: D5GHzV2 - SN:1155

Communication System: UID 0, CW (0); Frequency: 5800 MHz;Duty Cycle: 1:1
Medium parameters used: f = 5800 MHz; σ = 6.207 S/m; ε_r = 47.634; ρ = 1000 kg/m^3
Phantom section: Flat Section

DASY Configuration:

- Probe: EX3DV4 - SN3736; ConvF(3.86, 3.86, 3.86); Calibrated: 2015-4-30;
- Sensor-Surface: 1.4mm (Mechanical Surface Detection), z = 1.0, 25.0
- Electronics: DAE4 Sn1236; Calibrated: 2014-11-13
- Phantom: SAM3; Type: SAM; Serial: TP-1597
- DASY52 52.8.8(1222); SEMCAD X 14.6.10(7331)

System Performance Check with D5GHzV2 Dipole (graded grid)/d=10mm, Pin=100mW, f=5300 MHz/Area Scan (8x9x1):
Measurement grid: dx=10mm, dy=10mm
Maximum value of SAR (measured) = 15.1 W/kg

System Performance Check with D5GHzV2 Dipole (graded grid)/d=10mm, Pin=100mW, f=5300 MHz/Zoom Scan (4x4x1.4mm, graded), dist=1.4mm (8x8x7)/Cube 0: Measurement grid: dx=4mm, dy=4mm, dz=1.4mm
Reference Value = 61.96 V/m; Power Drift = -0.16 dB
Peak SAR (extrapolated) = 34.1 W/kg
SAR(1 g) = 7.35 W/kg; SAR(10 g) = 2.08 W/kg
Maximum value of SAR (measured) = 19.1 W/kg

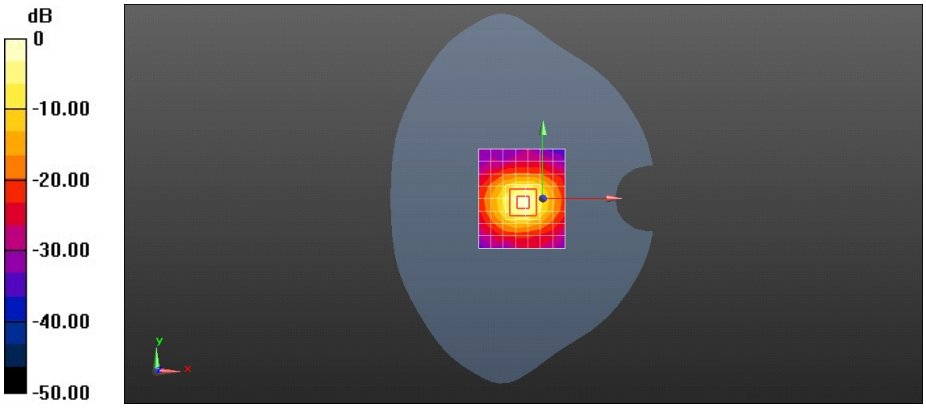

0 dB = 19.1 W/kg = 12.80 dBW/kg