## Appendix B SAR Measurement Plots

| Table of contents |
| --- |
| **UMTS Band II** |
| **LTE Band VII** |
| **LTE Band XLI** |
| **WIFI 2.4G** |
| **BT** |
| |
| |
| |
| |
| |

Date: 2017/1/11

Test Laboratory: HUAWEI SAR/HAC Lab

## LEO-DLXX UMTS Band II 9538CH Front Side 10mm

### DUT: LEO-DLXX; Type: Smart Phone; Serial: SAR3

Communication System: UID 0, HW-UMTS-FDD(WCDMA) (0); Frequency: 1907.6 MHz;Duty Cycle: 1:1
Medium parameters used: f = 1908 MHz; $\sigma$ = 1.407 S/m; $\varepsilon_r$ = 39.985; $\rho$ = 1000 kg/m$^3$
Phantom section: Flat Section

DASY Configuration:

- Probe: EX3DV4 - SN7381; ConvF(8.35, 8.35, 8.35); Calibrated: 2016/9/29;
- Sensor-Surface: 1.4mm (Mechanical Surface Detection), z = 1.0, 31.0
- Electronics: DAE4 Sn1492; Calibrated: 2016/9/28
- Phantom: SAM5; Type: QD000P40CD; Serial: TP:1894
- DASY52 52.8.8(1222); SEMCAD X 14.6.10(7373)

**Configuration/Body/Area Scan (7x8x1):** Measurement grid: dx=15mm, dy=15mm
Maximum value of SAR (measured) = 0.664 W/kg

**Configuration/Body/Zoom Scan (5x5x7)/Cube 0:** Measurement grid: dx=8mm, dy=8mm, dz=5mm
Reference Value = 21.56 V/m; Power Drift = 0.01 dB
Peak SAR (extrapolated) = 1.15 W/kg
**SAR(1 g) = 0.657 W/kg; SAR(10 g) = 0.373 W/kg**
Maximum value of SAR (measured) = 0.744 W/kg

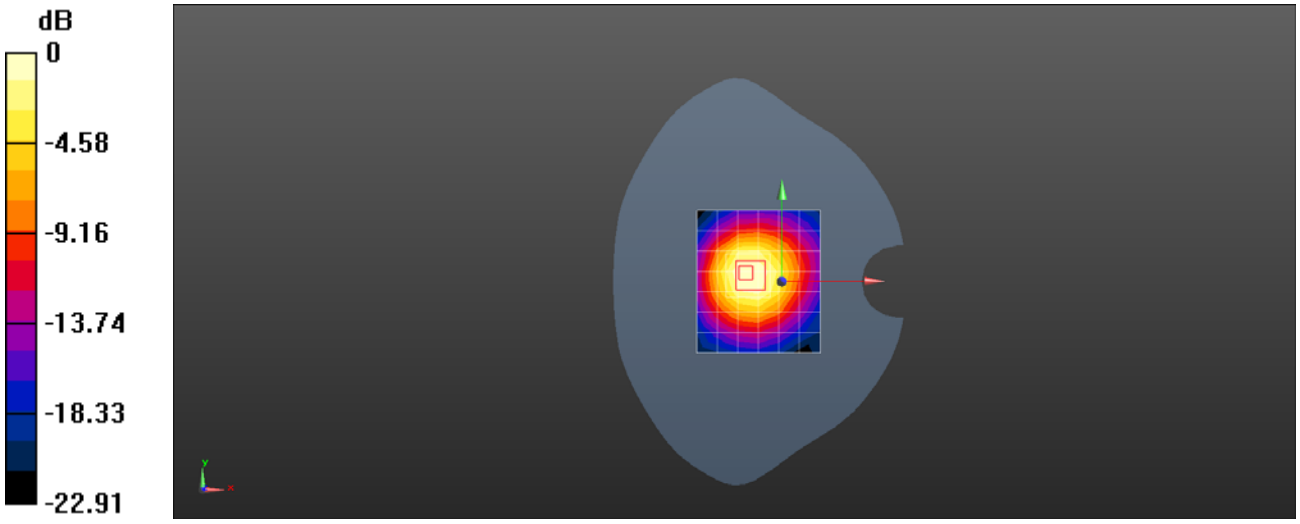


0 dB = 0.664 W/kg = -1.78 dBW/kg

Date: 2017/1/11

Test Laboratory: HUAWEI SAR/HAC Lab

## LEO-DLXXE UMTS Band II 9538CH Front Side 10mm

### DUT: LEO-DLXXE; Type: Smart Phone; Serial: SAR3

Communication System: UID 0, HW-UMTS-FDD(WCDMA) (0); Frequency: 1907.6 MHz;Duty Cycle: 1:1
Medium parameters used: f = 1908 MHz; $\sigma$ = 1.407 S/m; $\varepsilon_r$ = 39.985; $\rho$ = 1000 kg/m$^3$
Phantom section: Flat Section

DASY Configuration:

- Probe: EX3DV4 - SN7381; ConvF(8.35, 8.35, 8.35); Calibrated: 2016/9/29;
- Sensor-Surface: 1.4mm (Mechanical Surface Detection), z = 1.0, 31.0
- Electronics: DAE4 Sn1492; Calibrated: 2016/9/28
- Phantom: SAM5; Type: QD000P40CD; Serial: TP:1894
- DASY52 52.8.8(1222); SEMCAD X 14.6.10(7373)

**Configuration/Body/Area Scan (7x8x1):** Measurement grid: dx=15mm, dy=15mm
Maximum value of SAR (measured) = 0.618 W/kg

**Configuration/Body/Zoom Scan (5x5x7)/Cube 0:** Measurement grid: dx=8mm, dy=8mm, dz=5mm
Reference Value = 20.00 V/m; Power Drift = -0.02 dB
Peak SAR (extrapolated) = 0.941 W/kg
**SAR(1 g) = 0.565 W/kg; SAR(10 g) = 0.324 W/kg**
Maximum value of SAR (measured) = 0.682 W/kg

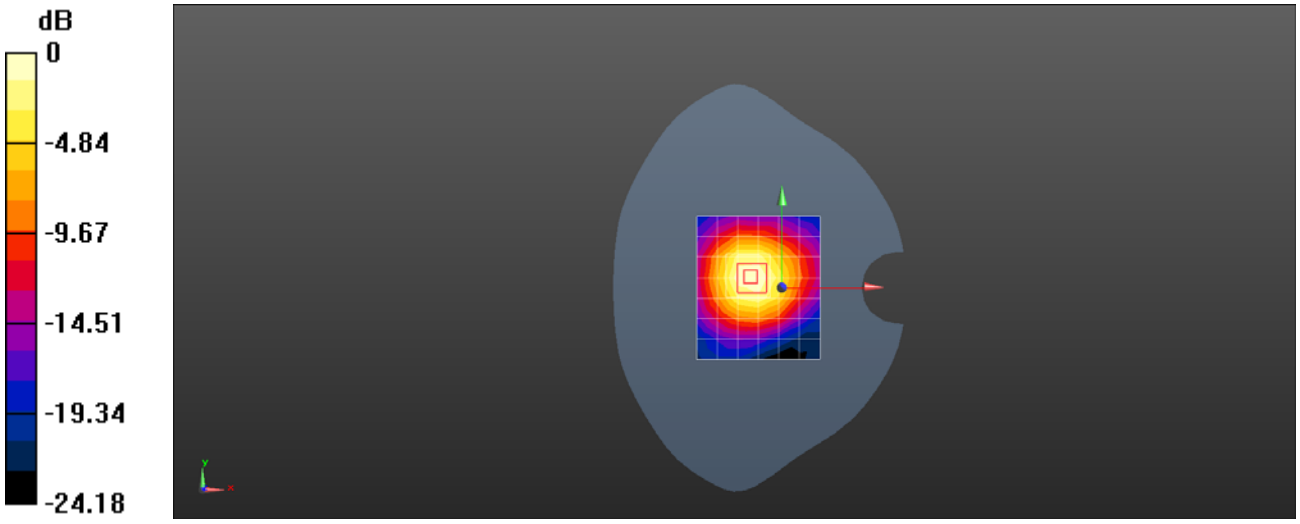


0 dB = 0.618 W/kg = -2.09 dBW/kg

Date: 2017/1/11

Test Laboratory: HUAWEI SAR/HAC Lab

## LEO-DLXX UMTS Band II 9400CH Back Side 0mm

### DUT: LEO-DLXX; Type: Smart Phone; Serial: SAR3

Communication System: UID 0, HW-UMTS-FDD(WCDMA) (0); Frequency: 1880 MHz;Duty Cycle: 1:1
Medium parameters used: f = 1880 MHz; $\sigma$ = 1.556 S/m; $\varepsilon_r$ = 52.779; $\rho$ = 1000 kg/m$^3$
Phantom section: Flat Section

DASY Configuration:

- Probe: EX3DV4 - SN7381; ConvF(7.95, 7.95, 7.95); Calibrated: 2016/9/29;
- Sensor-Surface: 1.4mm (Mechanical Surface Detection), z = 1.0, 31.0
- Electronics: DAE4 Sn1492; Calibrated: 2016/9/28
- Phantom: SAM6; Type: QD 000 P40 CD; Serial: 1892
- DASY52 52.8.8(1222); SEMCAD X 14.6.10(7373)

**Configuration/Body/Area Scan (7x8x1):** Measurement grid: dx=15mm, dy=15mm
Maximum value of SAR (measured) = 2.16 W/kg

**Configuration/Body/Zoom Scan (5x5x7)/Cube 0:** Measurement grid: dx=8mm, dy=8mm, dz=5mm
Reference Value = 23.82 V/m; Power Drift = 0.01 dB
Peak SAR (extrapolated) = 2.73 W/kg
**SAR(1 g) = 1.53 W/kg; SAR(10 g) = 0.962 W/kg**
Maximum value of SAR (measured) = 2.02 W/kg

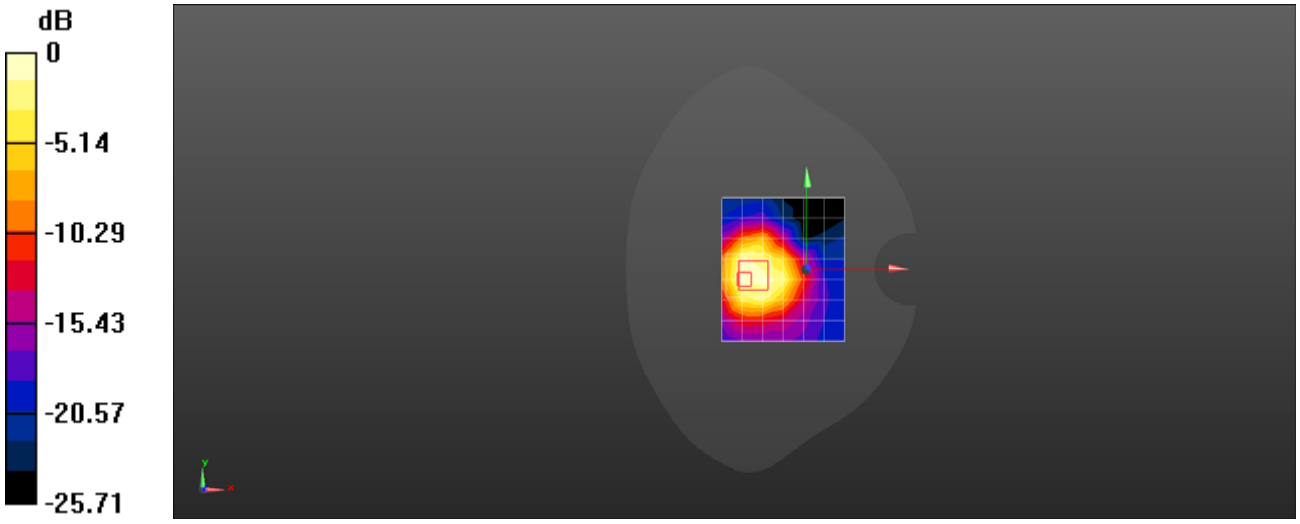


0 dB = 2.16 W/kg = 3.34 dBW/kg

Date: 2017/1/11

Test Laboratory: HUAWEI SAR/HAC Lab

## LEO-DLXXE UMTS Band II 9400CH Back Side 0mm

### DUT: LEO-DLXXE; Type: Smart Watch; Serial: SAR3

Communication System: UID 0, HW-UMTS-FDD(WCDMA) (0); Frequency: 1880 MHz;Duty Cycle: 1:1
Medium parameters used: f = 1880 MHz; $\sigma$ = 1.556 S/m; $\varepsilon_r$ = 52.779; $\rho$ = 1000 kg/m$^3$
Phantom section: Flat Section

DASY Configuration:

- Probe: EX3DV4 - SN7381; ConvF(7.95, 7.95, 7.95); Calibrated: 2016/9/29;
- Sensor-Surface: 1.4mm (Mechanical Surface Detection), z = 1.0, 31.0
- Electronics: DAE4 Sn1492; Calibrated: 2016/9/28
- Phantom: SAM6; Type: QD 000 P40 CD; Serial: 1892
- DASY52 52.8.8(1222); SEMCAD X 14.6.10(7373)

**Configuration/Body/Area Scan (7x8x1):** Measurement grid: dx=15mm, dy=15mm
Maximum value of SAR (measured) = 1.94 W/kg

**Configuration/Body/Zoom Scan (6x6x7)/Cube 0:** Measurement grid: dx=8mm, dy=8mm, dz=5mm
Reference Value = 27.45 V/m; Power Drift = -0.00 dB
Peak SAR (extrapolated) = 2.75 W/kg
**SAR(1 g) = 1.62 W/kg; SAR(10 g) = 1.03 W/kg**
Maximum value of SAR (measured) = 2.32 W/kg

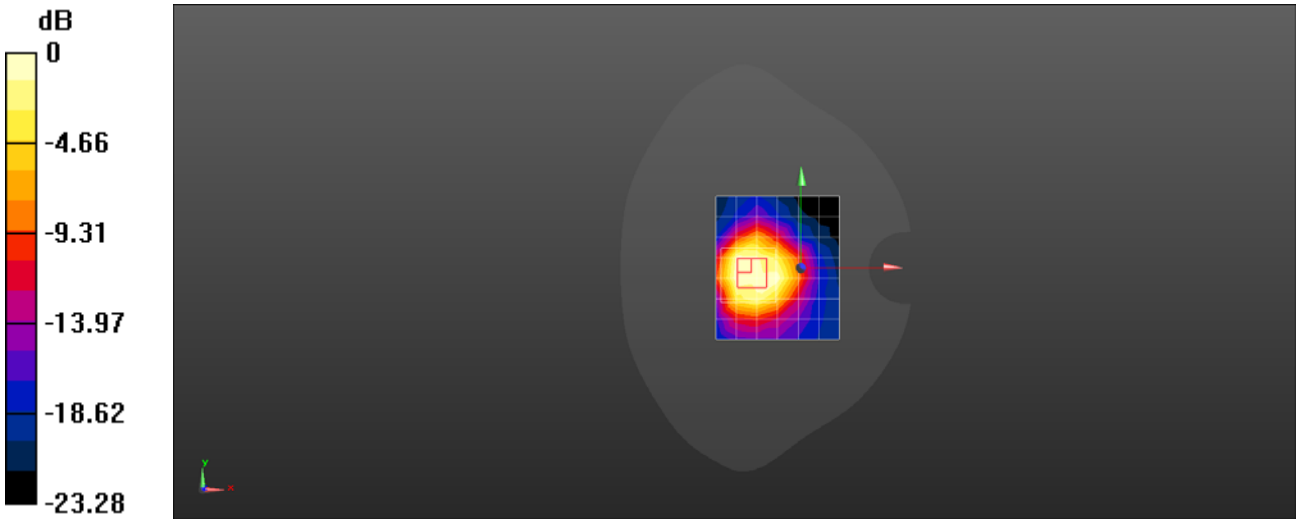


0 dB = 1.94 W/kg = 2.87 dBW/kg

Date: 2017/1/11

Test Laboratory: HUAWEI SAR/HAC Lab

## LEO-DLXX LTE Band VII 20M QPSK 1RB 50 offset 21100CH Front Side 10mm

### DUT: LEO-DLXX; Type: Smart Watch; Serial: SAR3

Communication System: UID 0, LTE-FDD (SC-FDMA, 20MHz, QPSK/16-QAM) (0); Frequency: 2535 MHz;Duty Cycle: 1:1
Medium parameters used: f = 2535 MHz; $\sigma$ = 1.916 S/m; $\varepsilon_r$ = 40.294; $\rho$ = 1000 kg/m$^3$
Phantom section: Flat Section

DASY Configuration:

- Probe: EX3DV4 - SN7381; ConvF(7.27, 7.27, 7.27); Calibrated: 2016/9/29;
- Sensor-Surface: 1.4mm (Mechanical Surface Detection), z = 1.0, 31.0
- Electronics: DAE4 Sn1492; Calibrated: 2016/9/28
- Phantom: SAM5; Type: QD000P40CD; Serial: TP:1894
- DASY52 52.8.8(1222); SEMCAD X 14.6.10(7373)

**Configuration/Body/Area Scan (8x9x1):** Measurement grid: dx=12mm, dy=12mm
Maximum value of SAR (measured) = 0.951 W/kg

**Configuration/Body/Zoom Scan (7x7x7)/Cube 0:** Measurement grid: dx=5mm, dy=5mm, dz=5mm
Reference Value = 16.36 V/m; Power Drift = -0.05 dB
Peak SAR (extrapolated) = 2.05 W/kg
**SAR(1 g) = 1.03 W/kg; SAR(10 g) = 0.477 W/kg**
Maximum value of SAR (measured) = 1.35 W/kg

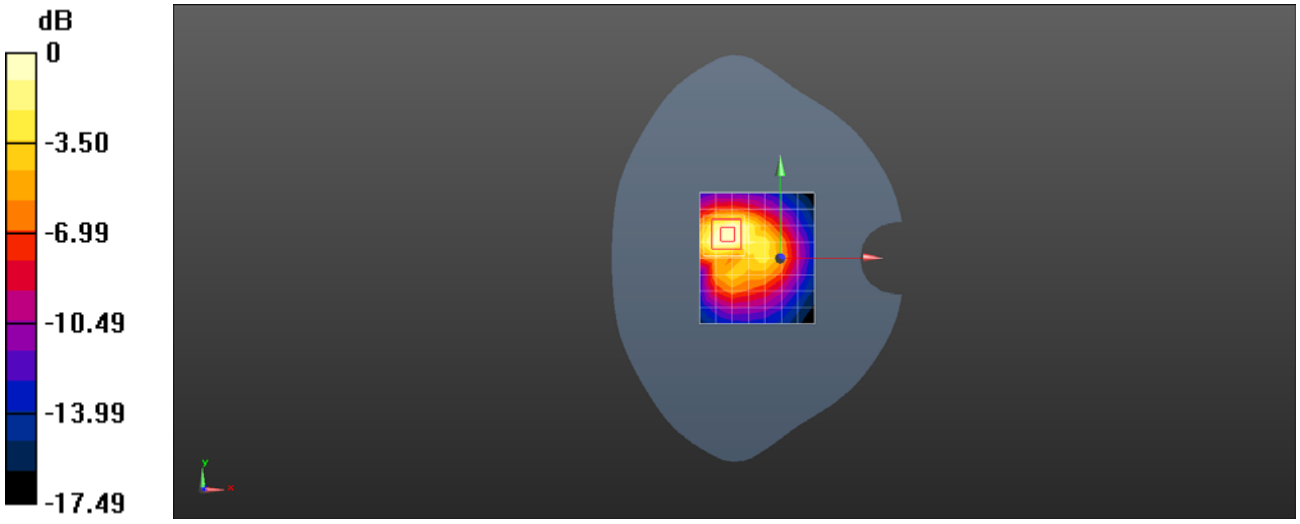


0 dB = 0.951 W/kg = -0.22 dBW/kg

Date: 2017/1/11

Test Laboratory: HUAWEI SAR/HAC Lab

## LEO-DLXXE LTE Band VII 20M QPSK 1RB 50 offset 21100CH Front Side 10mm

### DUT: LEO-DLXXE; Type: Smart Phone; Serial: SAR3

Communication System: UID 0, LTE-FDD (SC-FDMA, 20MHz, QPSK/16-QAM) (0); Frequency: 2535 MHz;Duty Cycle: 1:1
Medium parameters used: f = 2535 MHz; $\sigma$ = 1.916 S/m; $\varepsilon_r$ = 40.294; $\rho$ = 1000 kg/m$^3$
Phantom section: Flat Section

DASY Configuration:

- Probe: EX3DV4 - SN7381; ConvF(7.27, 7.27, 7.27); Calibrated: 2016/9/29;
- Sensor-Surface: 1.4mm (Mechanical Surface Detection), z = 1.0, 31.0
- Electronics: DAE4 Sn1492; Calibrated: 2016/9/28
- Phantom: SAM5; Type: QD000P40CD; Serial: TP:1894
- DASY52 52.8.8(1222); SEMCAD X 14.6.10(7373)

**Configuration/Body/Area Scan (8x9x1):** Measurement grid: dx=12mm, dy=12mm
Maximum value of SAR (measured) = 0.944 W/kg

**Configuration/Body/Zoom Scan (7x7x7)/Cube 0:** Measurement grid: dx=5mm, dy=5mm, dz=5mm
Reference Value = 15.85 V/m; Power Drift = -0.06 dB
Peak SAR (extrapolated) = 1.87 W/kg
**SAR(1 g) = 0.949 W/kg; SAR(10 g) = 0.440 W/kg**
Maximum value of SAR (measured) = 1.24 W/kg

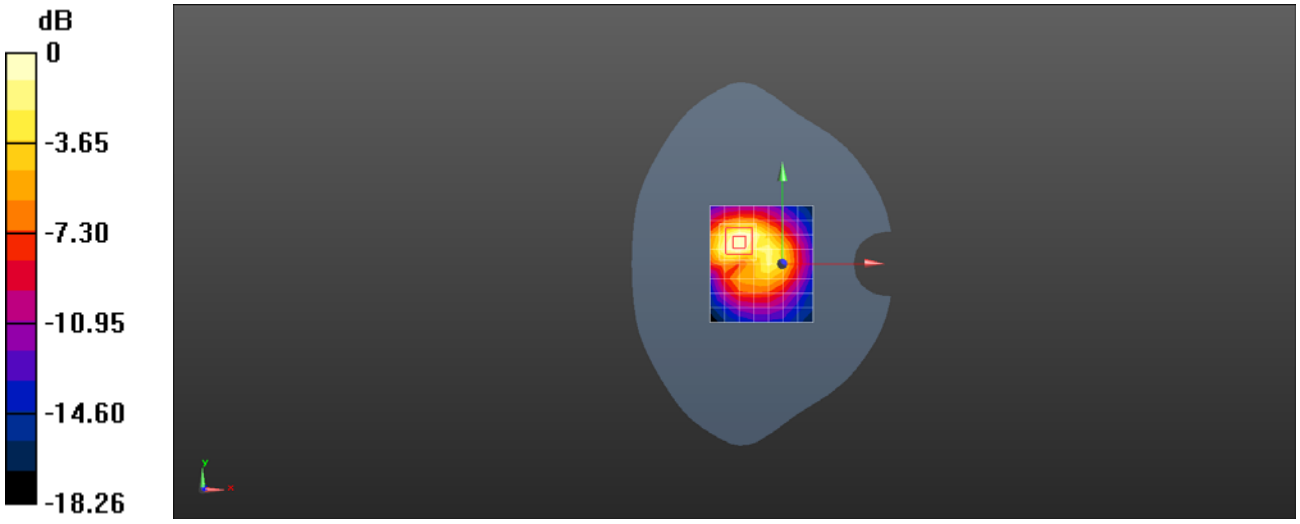


0 dB = 0.944 W/kg = -0.25 dBW/kg

Date: 2017/1/13

Test Laboratory: HUAWEI SAR/HAC Lab

## LEO-DLXX LTE Band VII 20M QPSK 1RB 50 offset 21100CH Back Side 10mm

### DUT: LEO-DLXX; Type: Smart Watch; Serial: SAR3

Communication System: UID 0, LTE-FDD (SC-FDMA, 20MHz, QPSK/16-QAM) (0); Frequency: 2535 MHz;Duty Cycle: 1:1
Medium parameters used: f = 2535 MHz; $\sigma$ = 2.138 S/m; $\varepsilon_r$ = 51.963; $\rho$ = 1000 kg/m$^3$
Phantom section: Flat Section

DASY Configuration:

- Probe: EX3DV4 - SN7381; ConvF(7.19, 7.19, 7.19); Calibrated: 2016/9/29;
- Sensor-Surface: 1.4mm (Mechanical Surface Detection), z = 1.0, 31.0
- Electronics: DAE4 Sn1492; Calibrated: 2016/9/28
- Phantom: SAM6; Type: QD 000 P40 CD; Serial: 1892
- DASY52 52.8.8(1222); SEMCAD X 14.6.10(7373)

**Configuration/Body/Area Scan (9x9x1):** Measurement grid: dx=12mm, dy=12mm
Maximum value of SAR (measured) = 2.75 W/kg

**Configuration/Body/Zoom Scan (7x7x7)/Cube 0:** Measurement grid: dx=5mm, dy=5mm, dz=5mm
Reference Value = 6.474 V/m; Power Drift = 0.11 dB
Peak SAR (extrapolated) = 7.00 W/kg
**SAR(1 g) = 2.94 W/kg; SAR(10 g) = 1.12 W/kg**
Maximum value of SAR (measured) = 4.01 W/kg

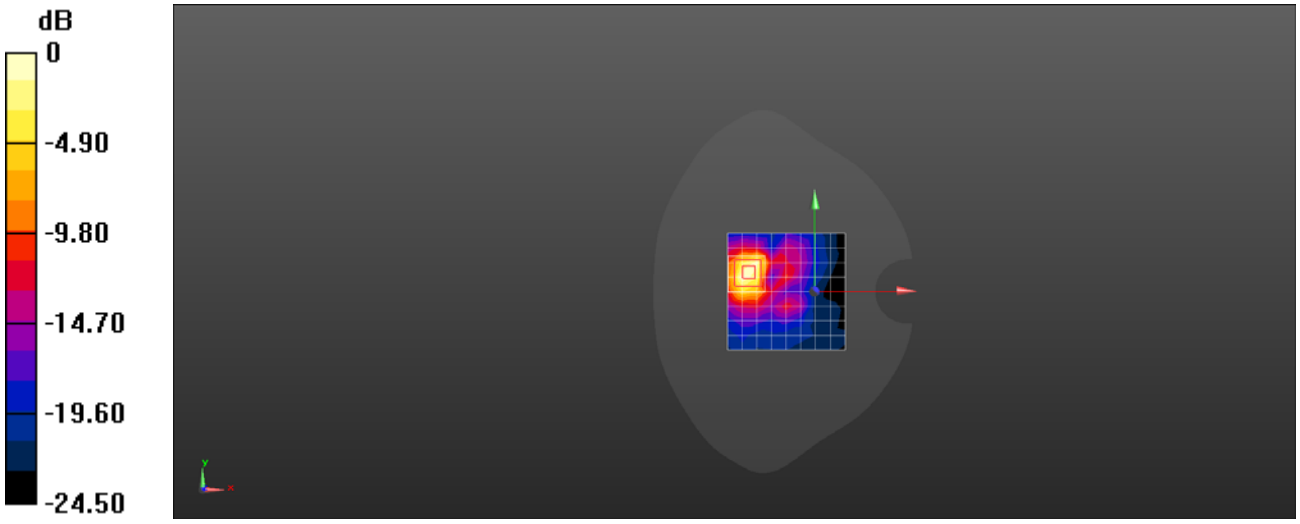


0 dB = 2.75 W/kg = 4.40 dBW/kg

Date: 2017/1/13

Test Laboratory: HUAWEI SAR/HAC Lab

## LEO-DLXXE LTE Band VII 20M QPSK 1RB 50 offset 21100CH Back Side 0mm

### DUT: LEO-DLXXE; Type: Smart Phone; Serial: SAR3

Communication System: UID 0, LTE-FDD (SC-FDMA, 20MHz, QPSK/16-QAM) (0); Frequency: 2535 MHz;Duty Cycle: 1:1
Medium parameters used: f = 2535 MHz; $\sigma$ = 2.138 S/m; $\varepsilon_r$ = 51.963; $\rho$ = 1000 kg/m$^3$
Phantom section: Flat Section

DASY Configuration:

- Probe: EX3DV4 - SN7381; ConvF(7.19, 7.19, 7.19); Calibrated: 2016/9/29;
- Sensor-Surface: 1.4mm (Mechanical Surface Detection), z = 1.0, 31.0
- Electronics: DAE4 Sn1492; Calibrated: 2016/9/28
- Phantom: SAM6; Type: QD 000 P40 CD; Serial: 1892
- DASY52 52.8.8(1222); SEMCAD X 14.6.10(7373)

**Configuration/Body/Area Scan (9x9x1):** Measurement grid: dx=12mm, dy=12mm
Maximum value of SAR (measured) = 3.47 W/kg

**Configuration/Body/Zoom Scan (7x7x7)/Cube 0:** Measurement grid: dx=5mm, dy=5mm, dz=5mm
Reference Value = 6.279 V/m; Power Drift = 0.04 dB
Peak SAR (extrapolated) = 5.81 W/kg
**SAR(1 g) = 2.46 W/kg; SAR(10 g) = 0.982 W/kg**
Maximum value of SAR (measured) = 3.51 W/kg

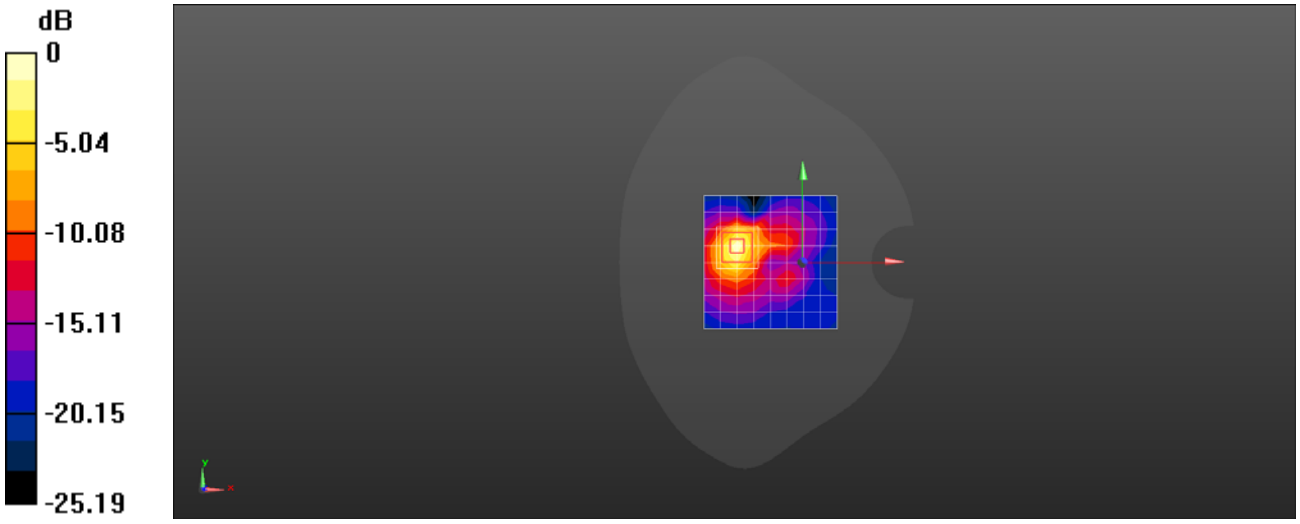


0 dB = 3.47 W/kg = 5.41 dBW/kg

Date: 2017/1/11

Test Laboratory: HUAWEI SAR/HAC Lab

## LEO-DLXX LTE Band XLI 20M QPSK 1RB 50 offset 40340CH Front Side 10mm

### DUT: LEO-DLXX; Type: Smart Watch; Serial: SAR3

Communication System: UID 0, LTE-TDD (SC-FDMA, 20MHz, QPSK/16-QAM) (0); Frequency: 2565 MHz;Duty Cycle: 1:1.58855
Medium parameters used: f = 2565 MHz; $\sigma$ = 1.894 S/m; $\varepsilon_r$ = 40.015; $\rho$ = 1000 kg/m$^3$
Phantom section: Flat Section

DASY Configuration:

- Probe: EX3DV4 - SN7381; ConvF(7.27, 7.27, 7.27); Calibrated: 2016/9/29;
- Sensor-Surface: 1.4mm (Mechanical Surface Detection), z = 1.0, 31.0
- Electronics: DAE4 Sn1492; Calibrated: 2016/9/28
- Phantom: SAM5; Type: QD000P40CD; Serial: TP:1894
- DASY52 52.8.8(1222); SEMCAD X 14.6.10(7373)

**Configuration/Body/Area Scan (8x9x1):** Measurement grid: dx=12mm, dy=12mm
Maximum value of SAR (measured) = 0.396 W/kg

**Configuration/Body/Zoom Scan (7x7x7)/Cube 0:** Measurement grid: dx=5mm, dy=5mm, dz=5mm
Reference Value = 9.945 V/m; Power Drift = -0.03 dB
Peak SAR (extrapolated) = 0.737 W/kg
**SAR(1 g) = 0.369 W/kg; SAR(10 g) = 0.172 W/kg**
Maximum value of SAR (measured) = 0.481 W/kg

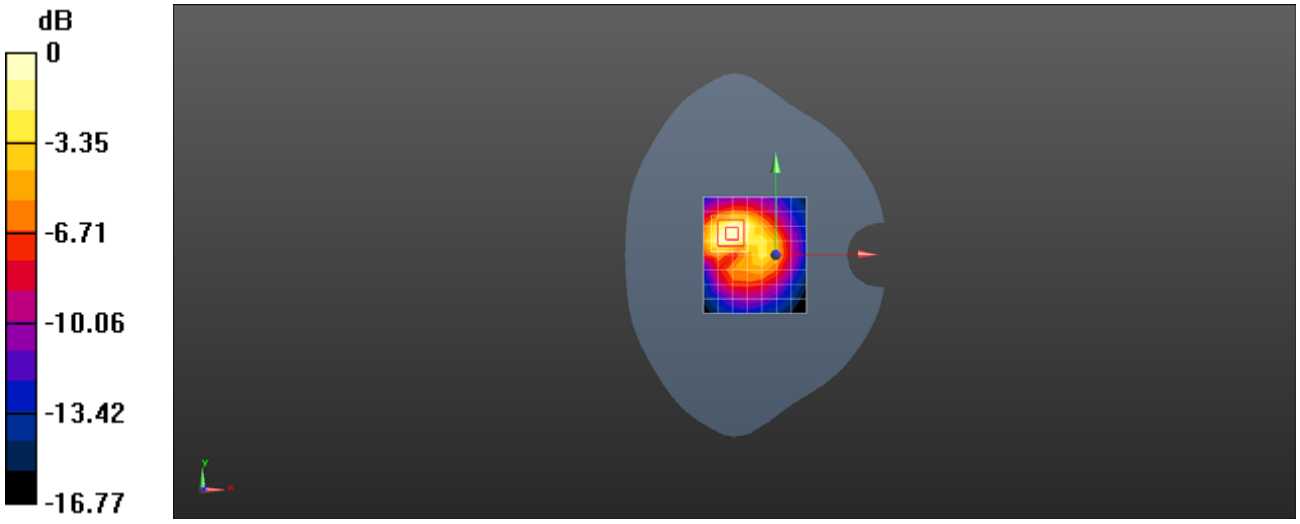


0 dB = 0.396 W/kg = -4.02 dBW/kg

Date: 2017/1/11

Test Laboratory: HUAWEI SAR/HAC Lab

## LEO-DLXXE LTE Band XLI 20M QPSK 1RB 50 offset 40340CH Front Side 10mm

### DUT: LEO-DLXXE; Type: Smart Watch; Serial: SAR3

Communication System: UID 0, LTE-TDD (SC-FDMA, 20MHz, QPSK/16-QAM) (0); Frequency: 2565 MHz;Duty Cycle: 1:1.58855
Medium parameters used: f = 2565 MHz; $\sigma$ = 1.894 S/m; $\varepsilon_r$ = 40.015; $\rho$ = 1000 kg/m$^3$
Phantom section: Flat Section

DASY Configuration:

- Probe: EX3DV4 - SN7381; ConvF(7.27, 7.27, 7.27); Calibrated: 2016/9/29;
- Sensor-Surface: 1.4mm (Mechanical Surface Detection), z = 1.0, 31.0
- Electronics: DAE4 Sn1492; Calibrated: 2016/9/28
- Phantom: SAM5; Type: QD000P40CD; Serial: TP:1894
- DASY52 52.8.8(1222); SEMCAD X 14.6.10(7373)

**Configuration/Body/Area Scan (8x9x1):** Measurement grid: dx=12mm, dy=12mm
Maximum value of SAR (measured) = 0.398 W/kg

**Configuration/Body/Zoom Scan (7x7x7)/Cube 0:** Measurement grid: dx=5mm, dy=5mm, dz=5mm
Reference Value = 8.831 V/m; Power Drift = 0.02 dB
Peak SAR (extrapolated) = 0.693 W/kg
**SAR(1 g) = 0.343 W/kg; SAR(10 g) = 0.160 W/kg**
Maximum value of SAR (measured) = 0.460 W/kg

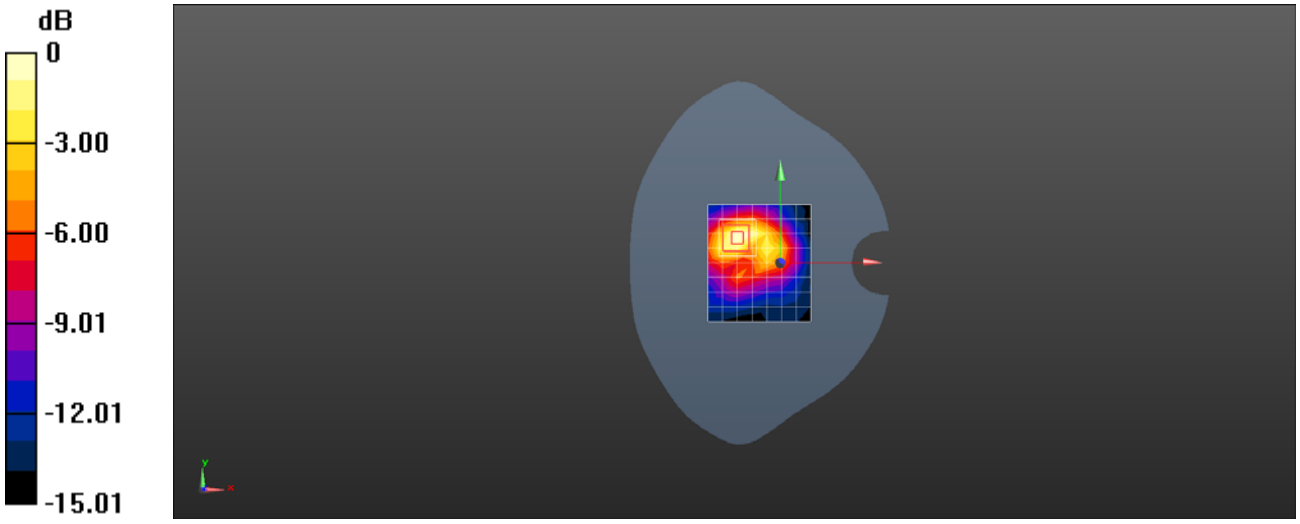


0 dB = 0.398 W/kg = -4.00 dBW/kg

Date: 2017/1/13

Test Laboratory: HUAWEI SAR/HAC Lab

## LEO-DLXX LTE Band XLI 20M QPSK 1RB 50 offset 40340CH Back Side 0mm

### DUT: LEO-DLXX; Type: Smart Watch; Serial: SAR3

Communication System: UID 0, LTE-TDD (SC-FDMA, 20MHz, QPSK/16-QAM) (0); Frequency: 2565 MHz;Duty Cycle: 1:1.58855
Medium parameters used: f = 2565 MHz; $\sigma$ = 2.168 S/m; $\varepsilon_r$ = 51.926; $\rho$ = 1000 kg/m$^3$
Phantom section: Flat Section

DASY Configuration:

- Probe: EX3DV4 - SN7381; ConvF(7.19, 7.19, 7.19); Calibrated: 2016/9/29;
- Sensor-Surface: 1.4mm (Mechanical Surface Detection), z = 1.0, 31.0
- Electronics: DAE4 Sn1492; Calibrated: 2016/9/28
- Phantom: SAM6; Type: QD 000 P40 CD; Serial: 1892
- DASY52 52.8.8(1222); SEMCAD X 14.6.10(7373)

**Configuration/Body/Area Scan (8x9x1):** Measurement grid: dx=12mm, dy=12mm
Maximum value of SAR (measured) = 1.29 W/kg

**Configuration/Body/Zoom Scan (7x7x7)/Cube 0:** Measurement grid: dx=5mm, dy=5mm, dz=5mm
Reference Value = 5.568 V/m; Power Drift = -0.05 dB
Peak SAR (extrapolated) = 2.27 W/kg
**SAR(1 g) = 0.928 W/kg; SAR(10 g) = 0.354 W/kg**
Maximum value of SAR (measured) = 1.32 W/kg

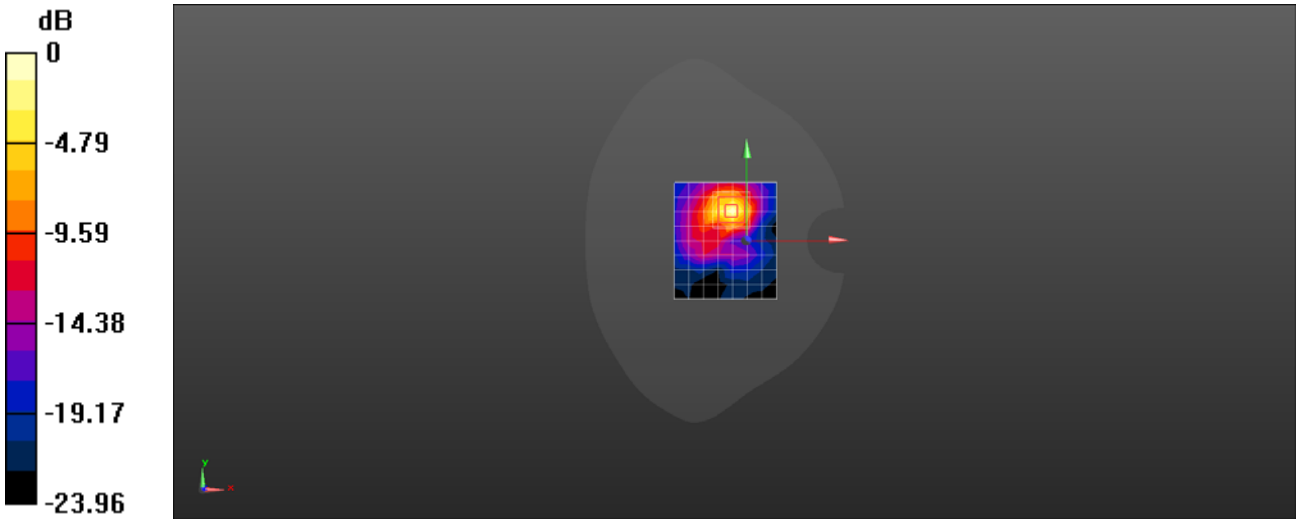


0 dB = 1.29 W/kg = 1.11 dBW/kg

Date: 2017/1/13

Test Laboratory: HUAWEI SAR/HAC Lab

## LEO-DLXXE LTE Band XLI 20M QPSK 1RB 50 offset 40340CH Back Side 0mm

### DUT: LEO-DLXXE; Type: Smart Watch; Serial: SAR3

Communication System: UID 0, LTE-TDD (SC-FDMA, 20MHz, QPSK/16-QAM) (0); Frequency: 2565 MHz;Duty Cycle: 1:1.58855
Medium parameters used: f = 2565 MHz; $\sigma$ = 2.168 S/m; $\varepsilon_r$ = 51.926; $\rho$ = 1000 kg/m$^3$
Phantom section: Flat Section

DASY Configuration:

- Probe: EX3DV4 - SN7381; ConvF(7.19, 7.19, 7.19); Calibrated: 2016/9/29;
- Sensor-Surface: 1.4mm (Mechanical Surface Detection), z = 1.0, 31.0
- Electronics: DAE4 Sn1492; Calibrated: 2016/9/28
- Phantom: SAM6; Type: QD 000 P40 CD; Serial: 1892
- DASY52 52.8.8(1222); SEMCAD X 14.6.10(7373)

**Configuration/Body/Area Scan (8x9x1):** Measurement grid: dx=12mm, dy=12mm
Maximum value of SAR (measured) = 1.21 W/kg

**Configuration/Body/Zoom Scan (7x7x7)/Cube 0:** Measurement grid: dx=5mm, dy=5mm, dz=5mm
Reference Value = 5.449 V/m; Power Drift = 0.17 dB
Peak SAR (extrapolated) = 2.32 W/kg
**SAR(1 g) = 0.934 W/kg; SAR(10 g) = 0.353 W/kg**
Maximum value of SAR (measured) = 1.33 W/kg

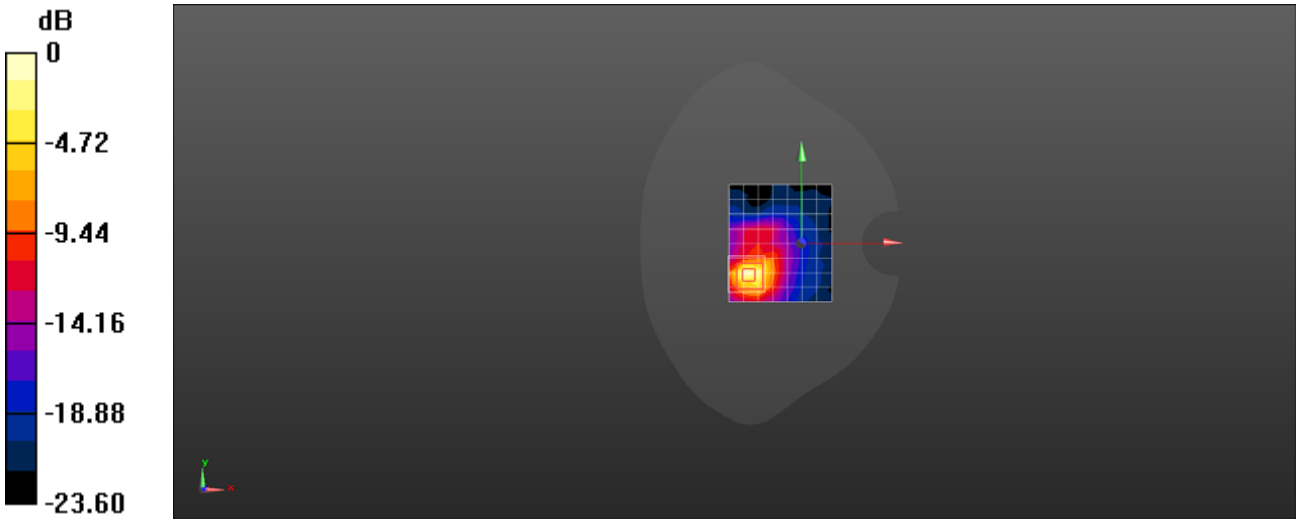


0 dB = 1.21 W/kg = 0.81 dBW/kg

Date: 2017/1/13

Test Laboratory: HUAWEI SAR/HAC Lab

## LEO-DLXX WiFi 2.4G 802.11b 1CH Front Side 10mm

### DUT: LEO-DLXX; Type: Smart Watch; Serial: SAR3

Communication System: UID 0, WiFi(802.11a/b/g/n) (0); Frequency: 2412 MHz;Duty Cycle: 1:1
Medium parameters used: f = 2412 MHz; $\sigma$ = 1.793 S/m; $\varepsilon_r$ = 39.783; $\rho$ = 1000 kg/m$^3$
Phantom section: Flat Section

DASY Configuration:

- Probe: EX3DV4 - SN7381; ConvF(7.39, 7.39, 7.39); Calibrated: 2016/9/29;
- Sensor-Surface: 1.4mm (Mechanical Surface Detection), z = 1.0, 31.0
- Electronics: DAE4 Sn1492; Calibrated: 2016/9/28
- Phantom: SAM5; Type: QD000P40CD; Serial: TP:1894
- DASY52 52.8.8(1222); SEMCAD X 14.6.10(7373)

**Configuration/Body/Area Scan (8x9x1):** Measurement grid: dx=12mm, dy=12mm
Maximum value of SAR (measured) = 0.123 W/kg

**Configuration/Body/Zoom Scan (7x7x7)/Cube 0:** Measurement grid: dx=5mm, dy=5mm, dz=5mm
Reference Value = 7.139 V/m; Power Drift = -0.12 dB
Peak SAR (extrapolated) = 0.179 W/kg
**SAR(1 g) = 0.099 W/kg; SAR(10 g) = 0.052 W/kg**

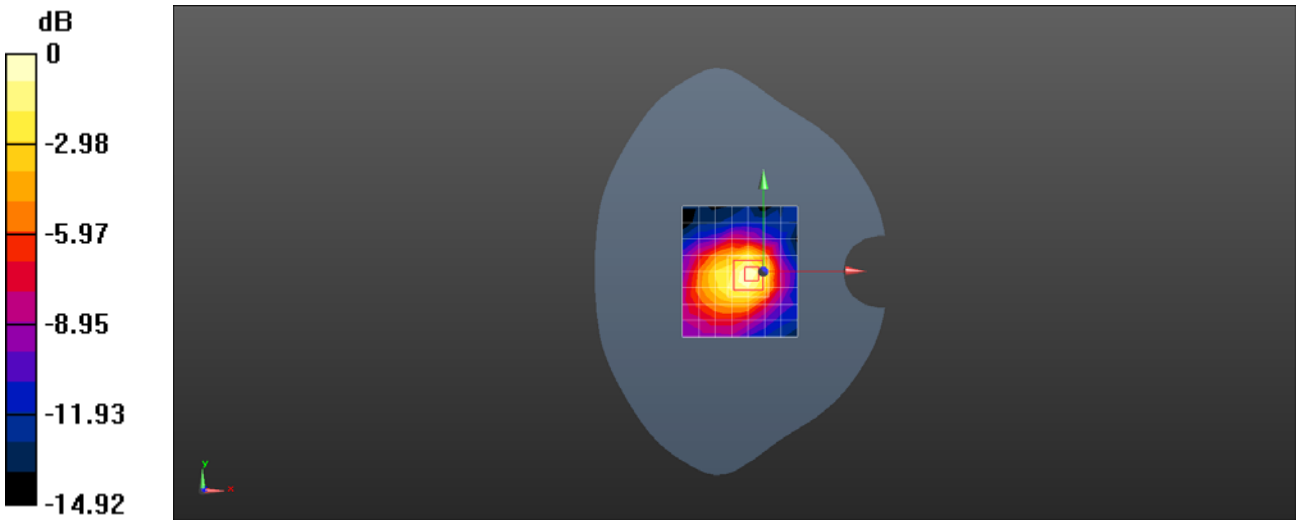


0 dB = 0.123 W/kg = -9.10 dBW/kg

Date: 2017/1/13

Test Laboratory: HUAWEI SAR/HAC Lab

## LEO-DLXX WiFi 2.4G 802.11b 6CH Back Side 0mm

### DUT: LEO-DLXX; Type: Smart Watch; Serial: SAR3

Communication System: UID 0, WiFi(802.11a/b/g/n) (0); Frequency: 2437 MHz;Duty Cycle: 1:1
Medium parameters used: f = 2437 MHz; $\sigma$ = 1.936 S/m; $\varepsilon_r$ = 53.733; $\rho$ = 1000 kg/m$^3$
Phantom section: Flat Section

DASY Configuration:

- Probe: EX3DV4 - SN7381; ConvF(7.45, 7.45, 7.45); Calibrated: 2016/9/29;
- Sensor-Surface: 1.4mm (Mechanical Surface Detection), z = 1.0, 31.0
- Electronics: DAE4 Sn1492; Calibrated: 2016/9/28
- Phantom: SAM6; Type: QD 000 P40 CD; Serial: 1892
- DASY52 52.8.8(1222); SEMCAD X 14.6.10(7373)

**Configuration/Body/Area Scan (9x10x1):** Measurement grid: dx=12mm, dy=12mm
Maximum value of SAR (measured) = 0.239 W/kg

**Configuration/Body/Zoom Scan (7x7x7)/Cube 0:** Measurement grid: dx=5mm, dy=5mm, dz=5mm
Reference Value = 6.974 V/m; Power Drift = 0.10 dB
Peak SAR (extrapolated) = 0.309 W/kg
**SAR(1 g) = 0.151 W/kg; SAR(10 g) = 0.073 W/kg**
Maximum value of SAR (measured) = 0.241 W/kg

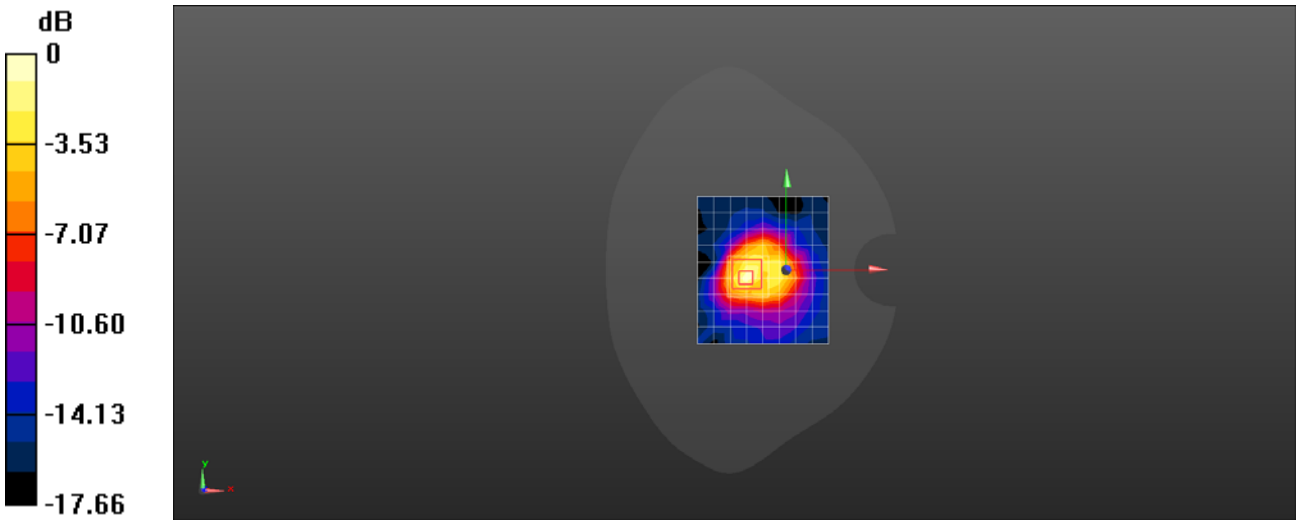


0 dB = 0.239 W/kg = -6.22 dBW/kg

Date: 2017/1/13

Test Laboratory: HUAWEI SAR/HAC Lab

## LEO-DLXXE WiFi 2.4G 802.11b 6CH Front Side 10mm

### DUT: LEO-DLXXE; Type: Smart Watch; Serial: SAR3

Communication System: UID 0, WiFi(802.11a/b/g/n) (0); Frequency: 2437 MHz;Duty Cycle: 1:1
Medium parameters used: f = 2437 MHz; $\sigma$ = 1.818 S/m; $\varepsilon_r$ = 39.691; $\rho$ = 1000 kg/m$^3$
Phantom section: Flat Section

DASY Configuration:

- Probe: EX3DV4 - SN7381; ConvF(7.39, 7.39, 7.39); Calibrated: 2016/9/29;
- Sensor-Surface: 1.4mm (Mechanical Surface Detection), z = 1.0, 31.0
- Electronics: DAE4 Sn1492; Calibrated: 2016/9/28
- Phantom: SAM5; Type: QD000P40CD; Serial: TP:1894
- DASY52 52.8.8(1222); SEMCAD X 14.6.10(7373)

**Configuration/Body/Area Scan (8x9x1):** Measurement grid: dx=12mm, dy=12mm
Maximum value of SAR (measured) = 0.188 W/kg

**Configuration/Body/Zoom Scan (7x7x7)/Cube 0:** Measurement grid: dx=5mm, dy=5mm, dz=5mm
Reference Value = 5.807 V/m; Power Drift = -0.12 dB
Peak SAR (extrapolated) = 0.268 W/kg
**SAR(1 g) = 0.134 W/kg; SAR(10 g) = 0.067 W/kg**
Maximum value of SAR (measured) = 0.166 W/kg

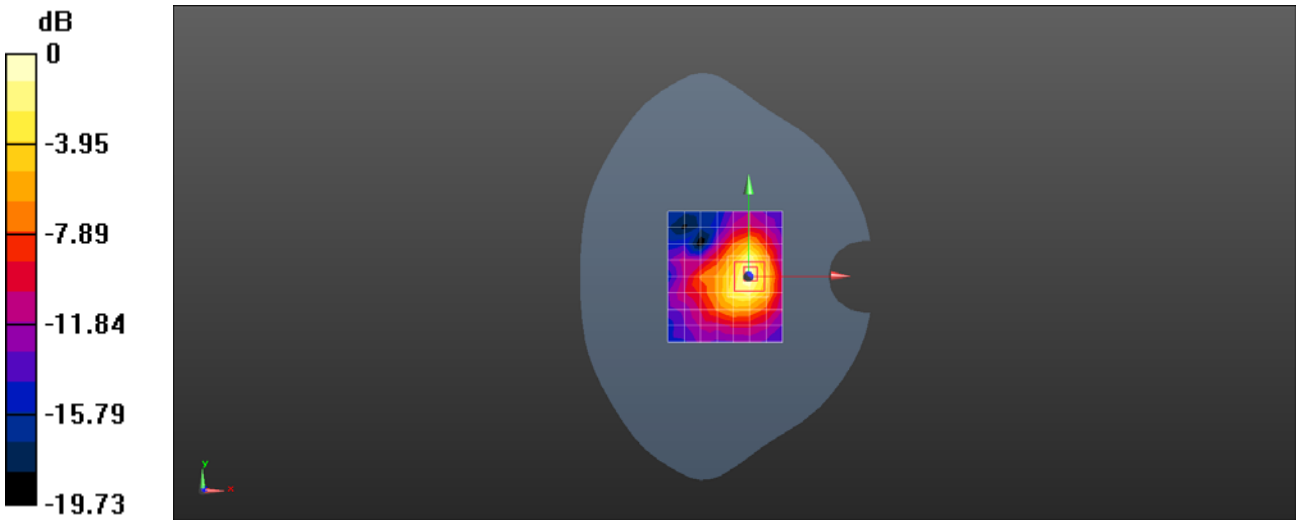


0 dB = 0.188 W/kg = -7.27 dBW/kg

Date: 2017/1/13

Test Laboratory: HUAWEI SAR/HAC Lab

## LEO-DLXXE WiFi 2.4G 802.11b 6CH Back Side 0mm

### DUT: LEO-DLXXE; Type: Smart Watch; Serial: SAR3

Communication System: UID 0, WiFi(802.11a/b/g/n) (0); Frequency: 2437 MHz;Duty Cycle: 1:1
Medium parameters used: f = 2437 MHz; $\sigma$ = 1.936 S/m; $\varepsilon_r$ = 53.733; $\rho$ = 1000 kg/m$^3$
Phantom section: Flat Section

DASY Configuration:

- Probe: EX3DV4 - SN7381; ConvF(7.45, 7.45, 7.45); Calibrated: 2016/9/29;
- Sensor-Surface: 3mm (Mechanical Surface Detection), z = 1.0, 31.0
- Electronics: DAE4 Sn1492; Calibrated: 2016/9/28
- Phantom: SAM6; Type: QD 000 P40 CD; Serial: 1892
- DASY52 52.8.8(1222); SEMCAD X 14.6.10(7373)

**Configuration/Body/Area Scan (8x9x1):** Measurement grid: dx=12mm, dy=12mm
Maximum value of SAR (measured) = 0.171 W/kg

**Configuration/Body/Zoom Scan (7x7x7)/Cube 0:** Measurement grid: dx=5mm, dy=5mm, dz=5mm
Reference Value = 6.424 V/m; Power Drift = 0.16 dB
Peak SAR (extrapolated) = 0.215 W/kg
**SAR(1 g) = 0.116 W/kg; SAR(10 g) = 0.060 W/kg**
Maximum value of SAR (measured) = 0.159 W/kg

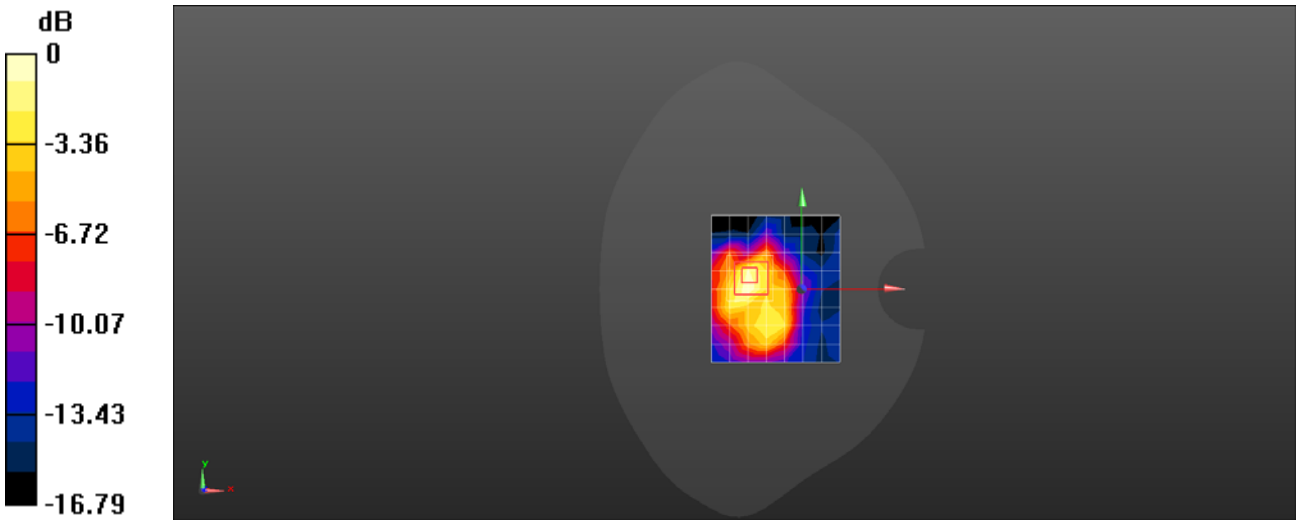


0 dB = 0.171 W/kg = -7.68 dBW/kg

Date: 2017/1/13

Test Laboratory: HUAWEI SAR/HAC Lab

## LEO-DLXX BT DH5 78CH Back Side 0mm

### DUT: LEO-DLXX; Type: Smart Watch; Serial: SAR3

Communication System: UID 0, BT (0); Frequency: 2480 MHz;Duty Cycle: 1:1
Medium parameters used: f = 2480 MHz; $\sigma$ = 1.973 S/m; $\varepsilon_r$ = 53.644; $\rho$ = 1000 kg/m$^3$
Phantom section: Flat Section

DASY Configuration:

- Probe: EX3DV4 - SN7381; ConvF(7.45, 7.45, 7.45); Calibrated: 2016/9/29;
- Sensor-Surface: 3mm (Mechanical Surface Detection), z = 1.0, 31.0
- Electronics: DAE4 Sn1492; Calibrated: 2016/9/28
- Phantom: SAM6; Type: QD 000 P40 CD; Serial: 1892
- DASY52 52.8.8(1222); SEMCAD X 14.6.10(7373)

**Configuration/Body/Area Scan (8x9x1):** Measurement grid: dx=12mm, dy=12mm
Maximum value of SAR (measured) = 0.0597 W/kg

**Configuration/Body/Zoom Scan (8x8x7)/Cube 0:** Measurement grid: dx=5mm, dy=5mm, dz=5mm
Reference Value = 4.379 V/m; Power Drift = 0.07 dB
Peak SAR (extrapolated) = 0.0990 W/kg
**SAR(1 g) = 0.049 W/kg; SAR(10 g) = 0.027 W/kg**
Maximum value of SAR (measured) = 0.0667 W/kg

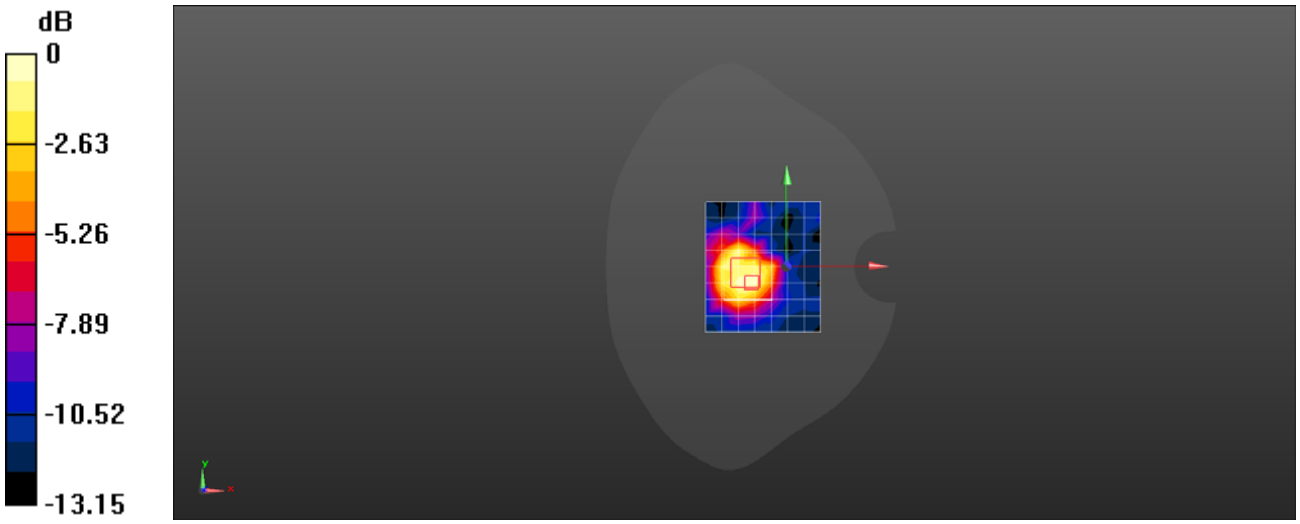


0 dB = 0.0597 W/kg = -12.24 dBW/kg

Date: 2017/1/13

Test Laboratory: HUAWEI SAR/HAC Lab

## LEO-DLXXE BT DH5 87CH Back Side 0mm

### DUT: LEO-DLXXE; Type: Smart Watch; Serial: SAR3

Communication System: UID 0, BT (0); Frequency: 2480 MHz;Duty Cycle: 1:1
Medium parameters used: f = 2480 MHz; $\sigma$ = 1.973 S/m; $\varepsilon_r$ = 53.644; $\rho$ = 1000 kg/m$^3$
Phantom section: Flat Section

DASY Configuration:

- Probe: EX3DV4 - SN7381; ConvF(7.45, 7.45, 7.45); Calibrated: 2016/9/29;
- Sensor-Surface: 1.4mm (Mechanical Surface Detection), z = 1.0, 31.0
- Electronics: DAE4 Sn1492; Calibrated: 2016/9/28
- Phantom: SAM6; Type: QD 000 P40 CD; Serial: 1892
- DASY52 52.8.8(1222); SEMCAD X 14.6.10(7373)

**Configuration/Body/Area Scan (8x9x1):** Measurement grid: dx=12mm, dy=12mm
Maximum value of SAR (measured) = 0.0567 W/kg

**Configuration/Body/Zoom Scan (8x8x7)/Cube 0:** Measurement grid: dx=5mm, dy=5mm, dz=5mm
Reference Value = 4.763 V/m; Power Drift = -0.14 dB
Peak SAR (extrapolated) = 0.112 W/kg
**SAR(1 g) = 0.046 W/kg; SAR(10 g) = 0.028 W/kg**
Maximum value of SAR (measured) = 0.112 W/kg

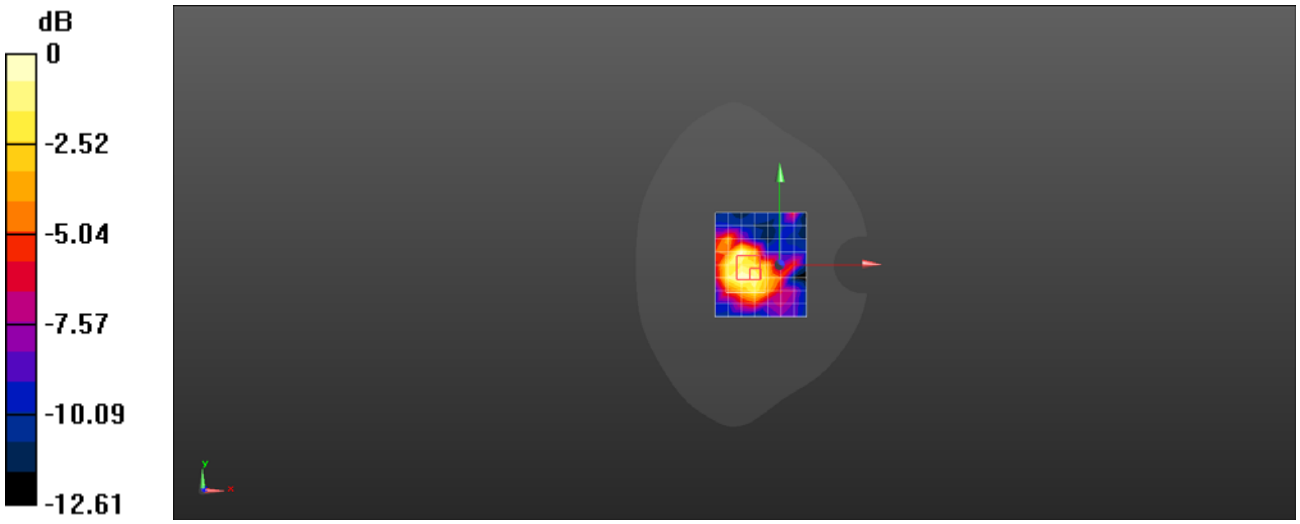


0 dB = 0.0567 W/kg = -12.46 dBW/kg