ANNEX B: System Check Results

Plot1 System Performance Check at 750 MHz Head TSL

DUT: Dipole 750 MHz; Type: D750V3; Serial: D750V3

Date: 7/20/2019

Communication System:CW (0); Frequency: 750 MHz;Duty Cycle: 1:1

Medium parameters used: f = 750 MHz; σ = 0.88 S/m; ε_r = 42.3; ρ = 1000 kg/m^3

Ambient Temperature:22.3 ℃ Liquid Temperature: 21.5℃

Phantom section: Flat Section

DASY5 Configuration:

Sensor-Surface: 4mm (Mechanical Surface Detection)

Probe: EX3DV4 - SN3677; ConvF(9.54, 9.54, 9.54); Calibrated: 6/19/2019;

Electronics: DAE4 SN1291; Calibrated: 12/4/2018

Phantom: SAM1; Type: SAM; Serial: TP-1534

Measurement SW: DASY52, Version 52.10 (1); SEMCAD X Version 14.6.11 (7439)

d=15mm,Pin=250mW/Area Scan (41x121x1): Interpolated grid: dx=15mm, dy=15mm

Maximum value of SAR (interpolated) = 2.29 W/kg

d=15mm,Pin=250mW/Zoom Scan (5x5x7)/Cube 0: Measurement grid: dx=8mm, dy=8mm, dz=5mm

Reference Value = 50.653 V/m; Power Drift = -0.08 dB

Peak SAR (extrapolated) = 3.16 W/kg

SAR(1 g) = 2.13 W/kg; SAR(10 g) = 1.41 W/kg

Maximum value of SAR (measured) = 2.29 W/kg

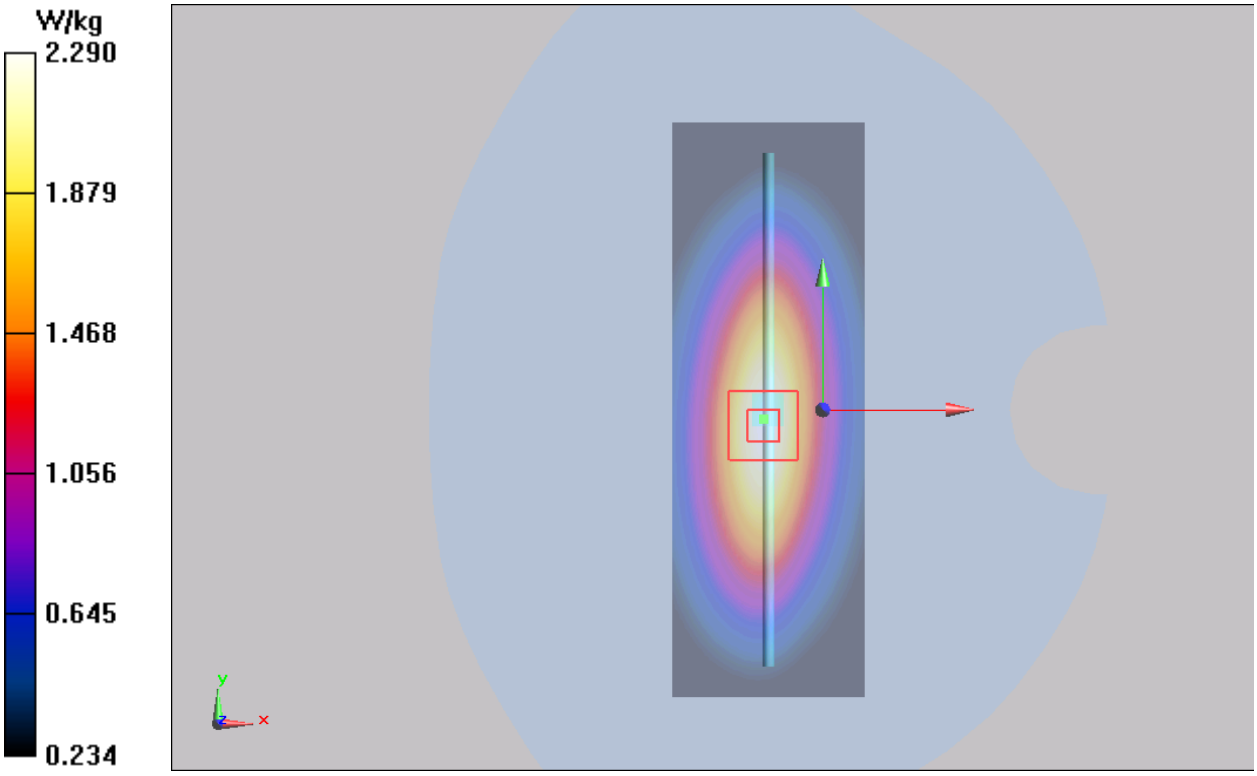

This report shall not be reproduced except in full, without the written approval of TA Technology (Shanghai) Co., Ltd.

Plot2 System Performance Check at 750 MHz Head TSL

DUT: Dipole 750 MHz; Type: D750V3; Serial: D750V3

Date: 8/4/2019

Communication System:CW (0); Frequency: 750 MHz;Duty Cycle: 1:1

Medium parameters used: f = 750 MHz; σ = 0.87 S/m; ε_r = 42.0; ρ = 1000 kg/m^3

Ambient Temperature:22.3 ℃ Liquid Temperature: 21.5℃

Phantom section: Flat Section

DASY5 Configuration:

Sensor-Surface: 4mm (Mechanical Surface Detection)

Probe: EX3DV4 - SN3677; ConvF(9.54, 9.54, 9.54); Calibrated: 6/19/2019;

Electronics: DAE4 SN1291; Calibrated: 12/4/2018

Phantom: SAM1; Type: SAM; Serial: TP-1534

Measurement SW: DASY52, Version 52.10 (1); SEMCAD X Version 14.6.11 (7439)

d=15mm,Pin=250mW/Area Scan (41x121x1): Interpolated grid: dx=15mm, dy=15mm

Maximum value of SAR (interpolated) = 2.31 W/kg

d=15mm,Pin=250mW/Zoom Scan (5x5x7)/Cube 0: Measurement grid: dx=8mm, dy=8mm, dz=5mm

Reference Value = 50.557 V/m; Power Drift = 0.11 dB

Peak SAR (extrapolated) = 3.14 W/kg

SAR(1 g) = 2.10 W/kg; SAR(10 g) = 1.37 W/kg

Maximum value of SAR (measured) = 2.264 W/kg

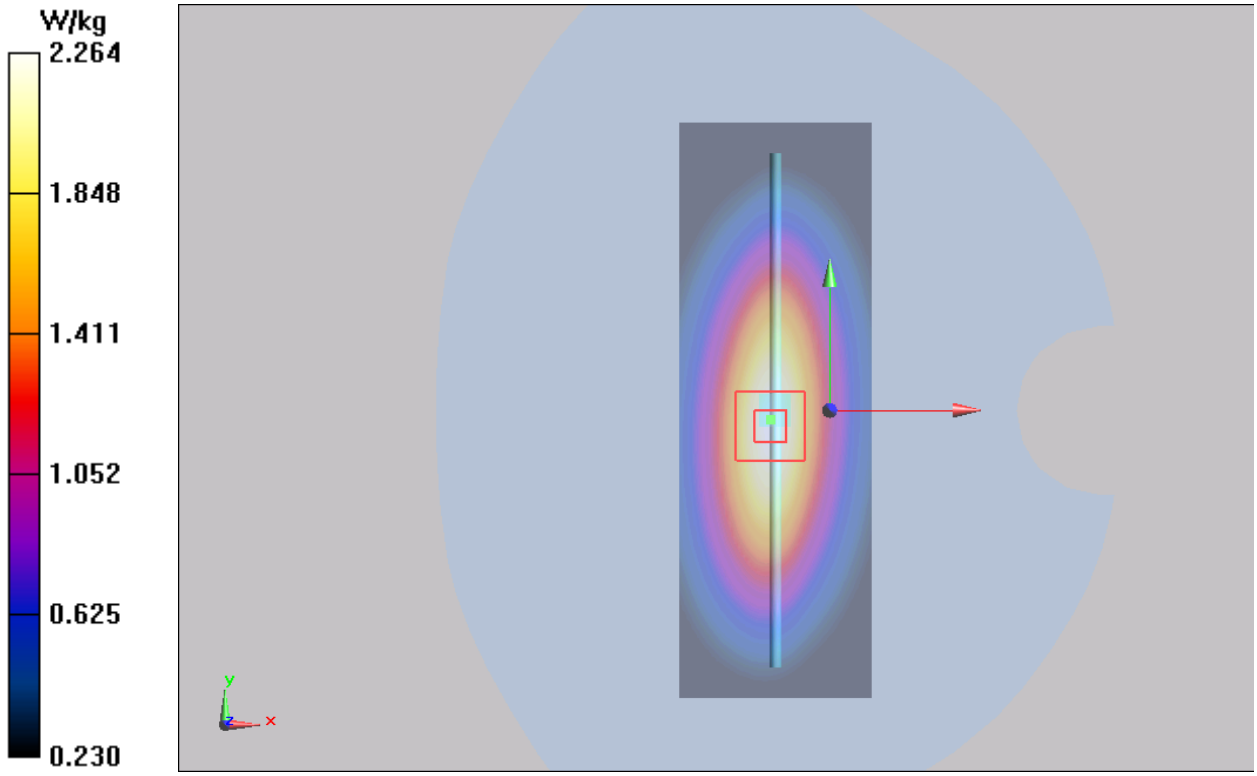

This report shall not be reproduced except in full, without the written approval of TA Technology (Shanghai) Co., Ltd.

Plot 3 System Performance Check at 750 MHz Body TSL

DUT: Dipole 750 MHz; Type: D750V3; Serial: D750V3

Date: 7/20/2019

Communication System:CW (0); Frequency: 750 MHz;Duty Cycle: 1:1

Medium parameters used: f = 750 MHz; σ = 0.95 S/m; ε_r = 56.9; ρ = 1000 kg/m^3

Ambient Temperature:22.3 ℃ Liquid Temperature: 21.5℃

Phantom section: Flat Section

DASY5 Configuration:

Sensor-Surface: 4mm (Mechanical Surface Detection)

Probe: EX3DV4 - SN3677; ConvF(9.75, 9.75, 9.75); Calibrated: 6/19/2019;

Electronics: DAE4 SN1291; Calibrated: 12/4/2018

Phantom: SAM1; Type: SAM; Serial: TP-1534

Measurement SW: DASY52, Version 52.10 (1); SEMCAD X Version 14.6.11 (7439)

d=15mm, Pin=250mW/Area Scan (41x121x1): Interpolated grid: dx=15mm, dy=15mm

Maximum value of SAR (interpolated) = 2.36 W/kg

d=15mm, Pin=250mW/Zoom Scan (5x5x7)/Cube 0: Measurement grid: dx=8mm, dy=8mm, dz=5mm

Reference Value = 48.998 V/m; Power Drift = 0.04 dB

Peak SAR (extrapolated) = 3.24 W/kg

SAR(1 g) = 2.22 W/kg; SAR(10 g) = 1.49 W/kg

Maximum value of SAR (measured) = 2.39 W/kg

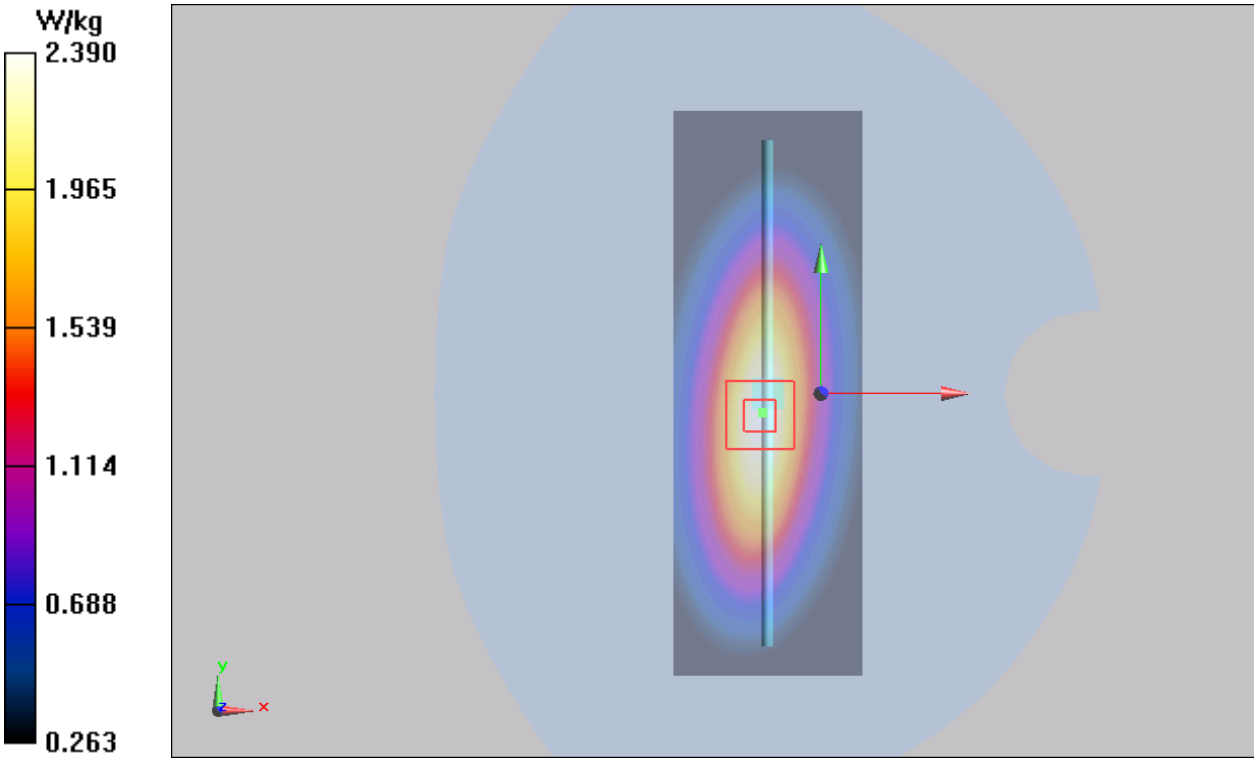

This report shall not be reproduced except in full, without the written approval of TA Technology (Shanghai) Co., Ltd.

Plot 4 System Performance Check at 750 MHz Body TSL

DUT: Dipole 750 MHz; Type: D750V3; Serial: D750V3

Date: 8/1/2019

Communication System:CW (0); Frequency: 750 MHz;Duty Cycle: 1:1

Medium parameters used: f = 750 MHz; σ = 0.96 S/m; ε_r = 54.5; ρ = 1000 kg/m^3

Ambient Temperature:22.3 ℃ Liquid Temperature: 21.5℃

Phantom section: Flat Section

DASY5 Configuration:

Sensor-Surface: 4mm (Mechanical Surface Detection)

Probe: EX3DV4 - SN3677; ConvF(9.75, 9.75, 9.75); Calibrated: 6/19/2019;

Electronics: DAE4 SN1291; Calibrated: 12/4/2018

Phantom: SAM1; Type: SAM; Serial: TP-1534

Measurement SW: DASY52, Version 52.10 (1); SEMCAD X Version 14.6.11 (7439)

d=15mm, Pin=250mW/Area Scan (41x121x1): Interpolated grid: dx=15mm, dy=15mm

Maximum value of SAR (interpolated) = 2.34 W/kg

d=15mm, Pin=250mW/Zoom Scan (5x5x7)/Cube 0: Measurement grid: dx=8mm, dy=8mm, dz=5mm

Reference Value = 48.971 V/m; Power Drift = 0.09 dB

Peak SAR (extrapolated) = 3.24 W/kg

SAR(1 g) = 2.17 W/kg; SAR(10 g) = 1.46 W/kg

Maximum value of SAR (measured) = 2.365 W/kg

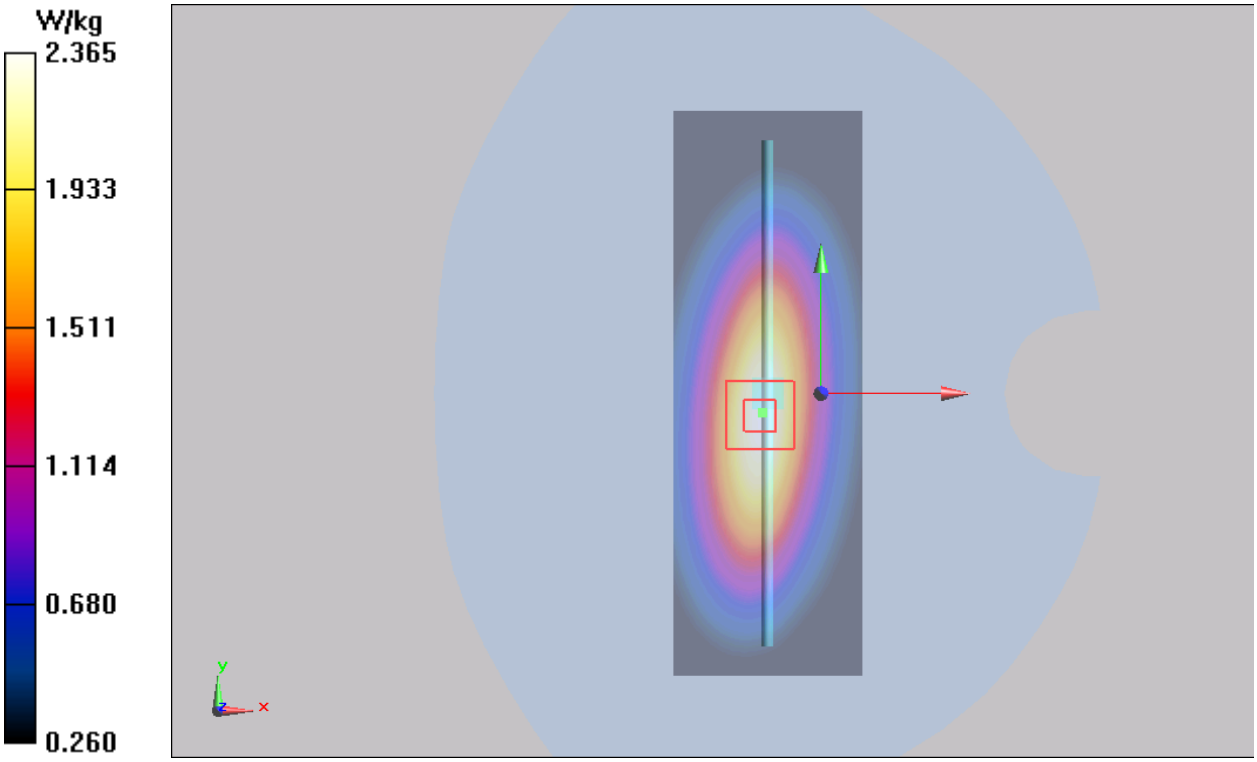

This report shall not be reproduced except in full, without the written approval of TA Technology (Shanghai) Co., Ltd.

Plot5 System Performance Check at 835 MHz Head TSL

DUT: Dipole 835 MHz; Type: D835V2; Serial: D835V2

Date: 7/19/2019

Communication System: CW; Frequency: 835 MHz;Duty Cycle: 1:1

Medium parameters used: f = 835 MHz; σ = 0.88 S/m; ε_r = 41.4; ρ = 1000 kg/m^3

Ambient Temperature:22.3 ℃ Liquid Temperature: 21.5℃

Phantom section: Flat Section

DASY5 Configuration:

Sensor-Surface: 4mm (Mechanical Surface Detection)

Probe: EX3DV4 - SN3677; ConvF(9.20, 9.20, 9.20); Calibrated: 6/19/2019;

Electronics: DAE4 SN1291; Calibrated: 12/4/2018

Phantom: SAM1; Type: SAM; Serial: TP-1534

Measurement SW: DASY52, Version 52.10 (1); SEMCAD X Version 14.6.11 (7439)

d=15mm, Pin=250mW/Area Scan (41x121x1): Measurement grid: dx=15mm, dy=15mm

Maximum value of SAR (interpolated) = 2.64 mW/g

d=15mm, Pin=250mW/Zoom Scan (5x5x7)/Cube 0: Measurement grid: dx=8mm, dy=8mm, dz=5mm

Reference Value = 54.4 V/m; Power Drift = -0.076 dB

Peak SAR (extrapolated) = 3.67 W/kg

SAR(1 g) = 2.44 mW/g; SAR(10 g) = 1.6 mW/g

Maximum value of SAR (measured) = 2.64 mW/g

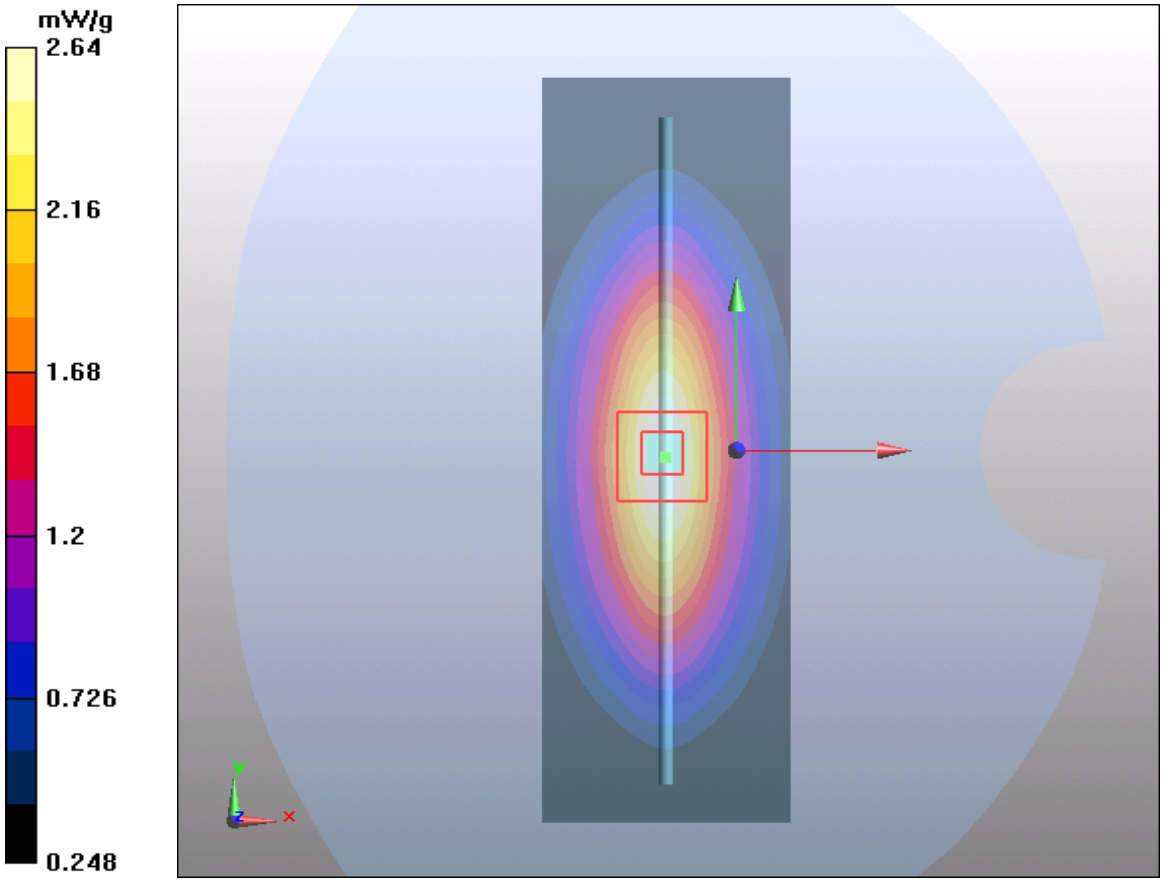

This report shall not be reproduced except in full, without the written approval of TA Technology (Shanghai) Co., Ltd.

Plot6 System Performance Check at 835 MHz Head TSL

DUT: Dipole 835 MHz; Type: D835V2; Serial: D835V2

Date: 8/4/2019

Communication System: CW; Frequency: 835 MHz;Duty Cycle: 1:1

Medium parameters used: f = 835 MHz; σ =0.87 S/m; ε_r = 41.3; ρ = 1000 kg/m^3

Ambient Temperature:22.3 ℃ Liquid Temperature: 21.5℃

Phantom section: Flat Section

DASY5 Configuration:

Sensor-Surface: 4mm (Mechanical Surface Detection)

Probe: EX3DV4 - SN3677; ConvF(9.20, 9.20, 9.20); Calibrated: 6/19/2019;

Electronics: DAE4 SN1291; Calibrated: 12/4/2018

Phantom: SAM1; Type: SAM; Serial: TP-1534

Measurement SW: DASY52, Version 52.10 (1); SEMCAD X Version 14.6.11 (7439)

d=15mm, Pin=250mW/Area Scan (41x121x1): Measurement grid: dx=15mm, dy=15mm

Maximum value of SAR (interpolated) = 2.59 mW/g

d=15mm, Pin=250mW/Zoom Scan (5x5x7)/Cube 0: Measurement grid: dx=8mm, dy=8mm, dz=5mm

Reference Value = 54.3 V/m; Power Drift = -0.06 dB

Peak SAR (extrapolated) = 3.67 W/kg

SAR(1 g) = 2.46 mW/g; SAR(10 g) = 1.65 mW/g

Maximum value of SAR (measured) = 2.70 mW/g

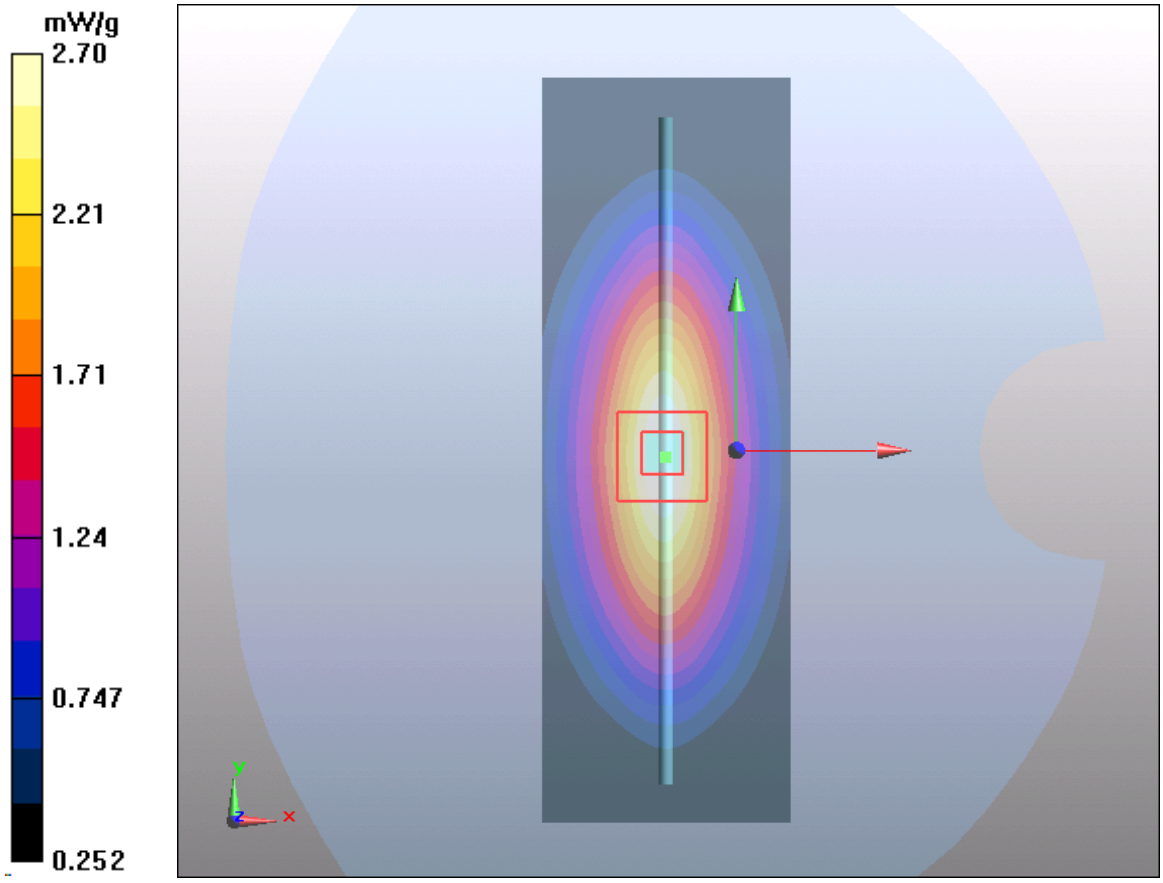

This report shall not be reproduced except in full, without the written approval of TA Technology (Shanghai) Co., Ltd.

Plot7 System Performance Check at 835 MHz Head TSL

DUT: Dipole 835 MHz; Type: D835V2; Serial: D835V2

Date: 8/5/2019

Communication System: CW; Frequency: 835 MHz;Duty Cycle: 1:1

Medium parameters used: f = 835 MHz; σ = 0.88 mho/m; ε_r = 41.4; ρ = 1000 kg/m^3

Ambient Temperature:22.3 ℃ Liquid Temperature: 21.5℃

Phantom section: Flat Section

DASY5 Configuration:

Sensor-Surface: 4mm (Mechanical Surface Detection)

Probe: EX3DV4 - SN3677; ConvF(9.20, 9.20, 9.20); Calibrated: 6/19/2019;

Electronics: DAE4 SN1291; Calibrated: 12/4/2018

Phantom: SAM1; Type: SAM; Serial: TP-1534

Measurement SW: DASY52, Version 52.10 (1); SEMCAD X Version 14.6.11 (7439)

d=15mm, Pin=250mW/Area Scan (41x121x1): Measurement grid: dx=15mm, dy=15mm

Maximum value of SAR (interpolated) = 2.71 mW/g

d=15mm, Pin=250mW/Zoom Scan (5x5x7)/Cube 0: Measurement grid: dx=8mm, dy=8mm, dz=5mm

Reference Value = 55.2 V/m; Power Drift = -0.015 dB

Peak SAR (extrapolated) = 3.79 W/kg

SAR(1 g) = 2.50 mW/g; SAR(10 g) = 1.57 mW/g

Maximum value of SAR (measured) = 2.73 mW/g

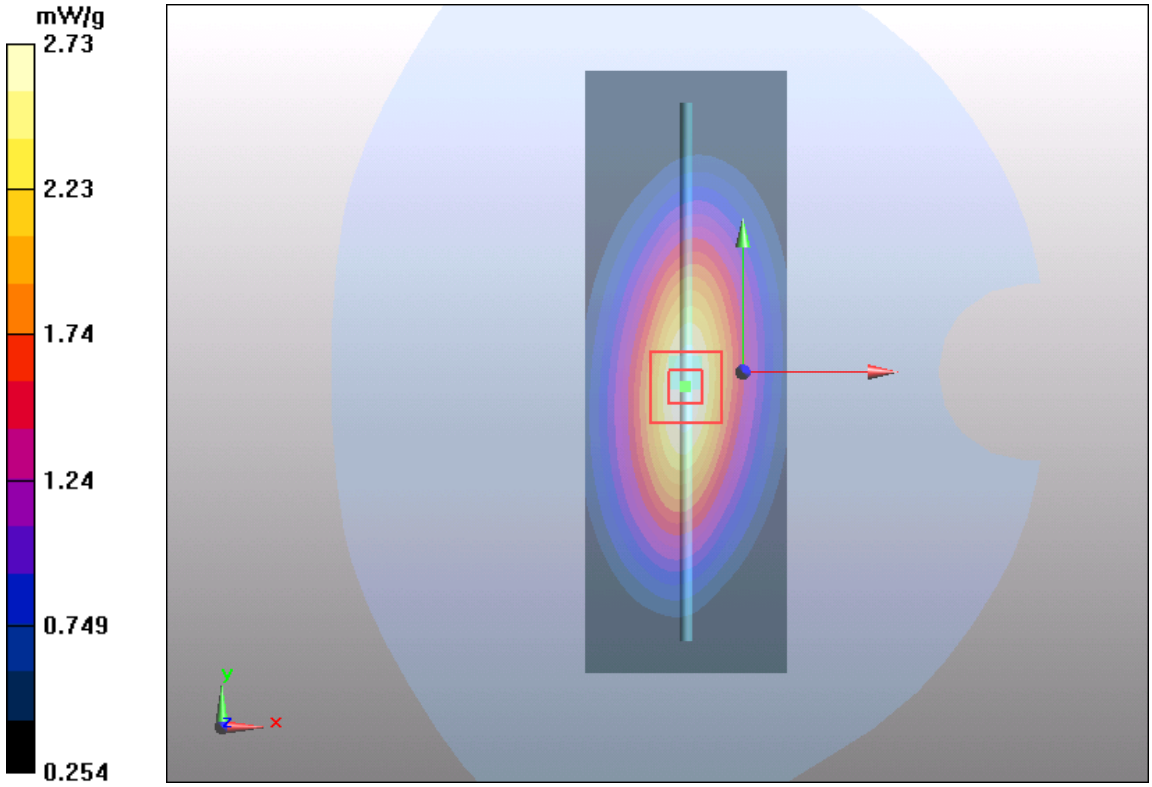

This report shall not be reproduced except in full, without the written approval of TA Technology (Shanghai) Co., Ltd.

Plot8 System Performance Check at 835 MHz Body TSL

DUT: Dipole 835 MHz; Type: D835V2; Serial: D835V2

Date: 7/23/2019

Communication System: CW; Frequency: 835 MHz;Duty Cycle: 1:1

Medium parameters used: f = 835 MHz; σ = 0.96 S/m; ε_r = 54.2; ρ = 1000 kg/m^3

Ambient Temperature:22.3 ℃ Liquid Temperature: 21.5℃

Phantom section: Flat Section

DASY5 Configuration:

Sensor-Surface: 4mm (Mechanical Surface Detection)

Probe: EX3DV4 - SN3677; ConvF(9.40, 9.40, 9.40); Calibrated: 6/19/2019;

Electronics: DAE4 SN1291; Calibrated: 12/4/2018

Phantom: SAM1; Type: SAM; Serial: TP-1534

Measurement SW: DASY52, Version 52.10 (1); SEMCAD X Version 14.6.11 (7439)

d=15mm, Pin=250mW/Area Scan (41x121x1): Measurement grid: dx=15mm, dy=15mm

Maximum value of SAR (interpolated) = 2.58 mW/g

d=15mm, Pin=250mW/Zoom Scan (5x5x7)/Cube 0: Measurement grid: dx=8mm, dy=8mm, dz=5mm

Reference Value = 51.9 V/m; Power Drift = -0.058 dB

Peak SAR (extrapolated) = 3.5 W/kg

SAR(1 g) = 2.41 mW/g; SAR(10 g) = 1.6 mW/g

Maximum value of SAR (measured) = 2.6 mW/g

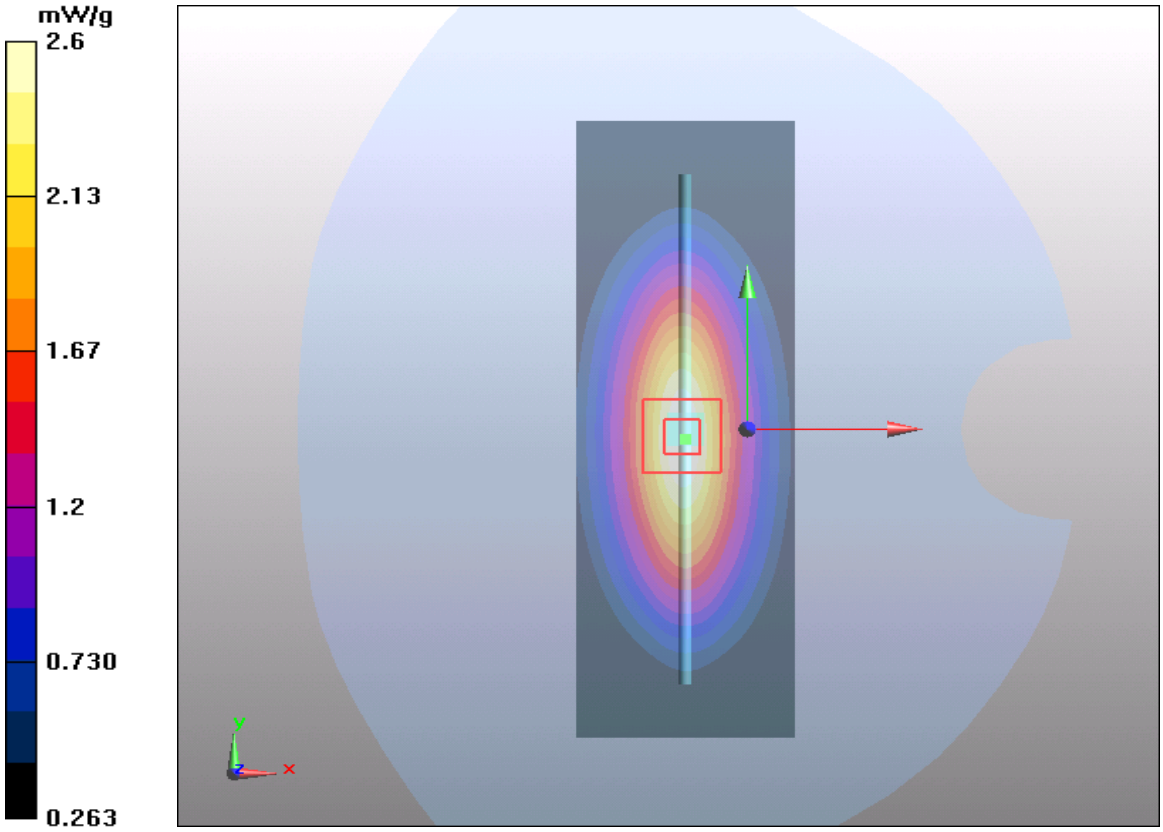

This report shall not be reproduced except in full, without the written approval of TA Technology (Shanghai) Co., Ltd.

Plot9 System Performance Check at 835 MHz Body TSL

DUT: Dipole 835 MHz; Type: D835V2; Serial: D835V2

Date: 7/31/2019

Communication System: CW; Frequency: 835 MHz;Duty Cycle: 1:1

Medium parameters used: f = 835 MHz; σ = 0.95 S/m; ε_r = 54.6; ρ = 1000 kg/m^3

Ambient Temperature:22.3 ℃ Liquid Temperature: 21.5℃

Phantom section: Flat Section

DASY5 Configuration:

Sensor-Surface: 4mm (Mechanical Surface Detection)

Probe: EX3DV4 - SN3677; ConvF(9.40, 9.40, 9.40); Calibrated: 6/19/2019;

Electronics: DAE4 SN1291; Calibrated: 12/4/2018

Phantom: SAM1; Type: SAM; Serial: TP-1534

Measurement SW: DASY52, Version 52.10 (1); SEMCAD X Version 14.6.11 (7439)

d=15mm, Pin=250mW/Area Scan (41x121x1): Measurement grid: dx=15mm, dy=15mm

Maximum value of SAR (interpolated) = 2.58 mW/g

d=15mm, Pin=250mW/Zoom Scan(5x5x7)/Cube 0: Measurement grid: dx=8mm, dy=8mm, dz=5mm

Reference Value = 51.9 V/m; Power Drift = -0.058 dB

Peak SAR (extrapolated) = 3.5 W/kg

SAR(1 g) = 2.42 mW/g; SAR(10 g) = 1.63 mW/g

Maximum value of SAR (measured) = 2.79 mW/g

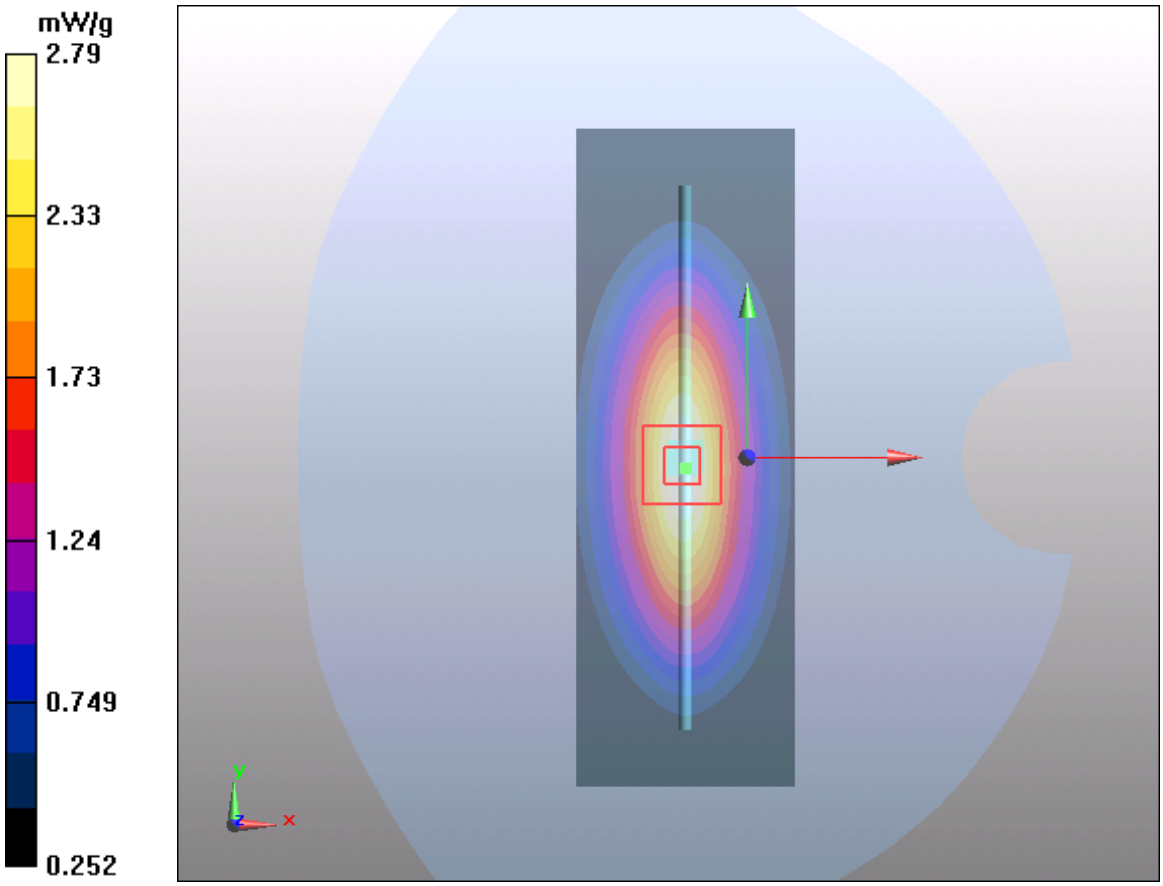

This report shall not be reproduced except in full, without the written approval of TA Technology (Shanghai) Co., Ltd.

Plot10 System Performance Check at 1750 MHz Head TSL

DUT: Dipole 1750 MHz; Type: D1750V2; Serial: D1750V2

Date: 7/20/2019

Communication System: CW; Frequency: 1750 MHz;Duty Cycle: 1:1

Medium parameters used: f = 1750 MHz; σ = 1.34 S/m; ε_r = 40.2; ρ = 1000 kg/m^3

Ambient Temperature:22.3 ℃ Liquid Temperature: 21.5℃

Phantom section: Flat Section

DASY5 Configuration:

Sensor-Surface: 4mm (Mechanical Surface Detection)

Probe: EX3DV4 - SN3677; ConvF(8.21, 8.21, 8.21); Calibrated: 6/19/2019;

Electronics: DAE4 SN1291; Calibrated: 12/4/2018

Phantom: SAM1; Type: SAM; Serial: TP-1534

Measurement SW: DASY52, Version 52.10 (1); SEMCAD X Version 14.6.11 (7439)

d=10mm, Pin=250mW/Area Scan (51x81x1): Measurement grid: dx=15mm, dy=15mm

Maximum value of SAR (interpolated) = 9.78 mW/g

d=10mm, Pin=250mW/Zoom Scan (5x5x7)/Cube 0: Measurement grid: dx=8mm, dy=8mm, dz=5mm

Reference Value = 80 V/m; Power Drift = 0.075 dB

Peak SAR (extrapolated) = 15.5 W/kg

SAR(1 g) = 8.95 mW/g; SAR(10 g) = 4.5 mW/g

Maximum value of SAR (measured) = 9.46 mW/g

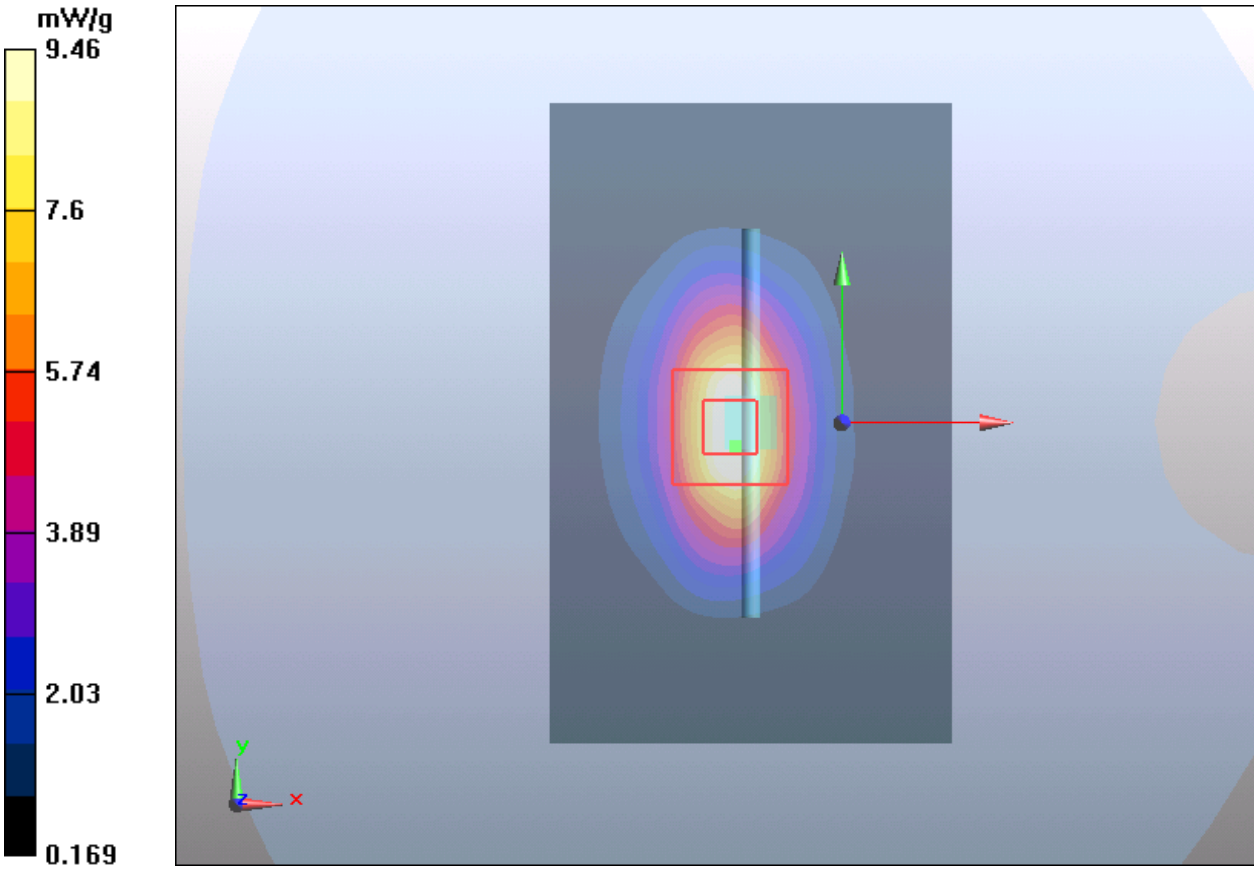

This report shall not be reproduced except in full, without the written approval of TA Technology (Shanghai) Co., Ltd.

Plot 11 System Performance Check at 1750 MHz Head TSL

DUT: Dipole 1750 MHz; Type: D1750V2; Serial: D1750V2

Date: 7/30/2019

Communication System: CW; Frequency: 1750 MHz;Duty Cycle: 1:1

Medium parameters used: f = 1750 MHz; σ = 1.34 S/m; ε_r = 40.1; ρ = 1000 kg/m^3

Ambient Temperature:22.3 ℃ Liquid Temperature: 21.5℃

Phantom section: Flat Section

DASY5 Configuration:

Sensor-Surface: 4mm (Mechanical Surface Detection)

Probe: EX3DV4 - SN3677; ConvF(8.21, 8.21, 8.21); Calibrated: 6/19/2019;

Electronics: DAE4 SN1291; Calibrated: 12/4/2018

Phantom: SAM1; Type: SAM; Serial: TP-1534

Measurement SW: DASY52, Version 52.10 (1); SEMCAD X Version 14.6.11 (7439)

d=10mm, Pin=250mW/Area Scan (51x81x1): Measurement grid: dx=15mm, dy=15mm

Maximum value of SAR (interpolated) = 9.77 mW/g

d=10mm, Pin=250mW/Zoom Scan (5x5x7)/Cube 0: Measurement grid: dx=8mm, dy=8mm, dz=5mm

Reference Value = 80 V/m; Power Drift = 0.055 dB

Peak SAR (extrapolated) = 15.51 W/kg

SAR(1 g) = 9.11 mW/g; SAR(10 g) = 4.77 mW/g

Maximum value of SAR (measured) = 9.87 mW/g

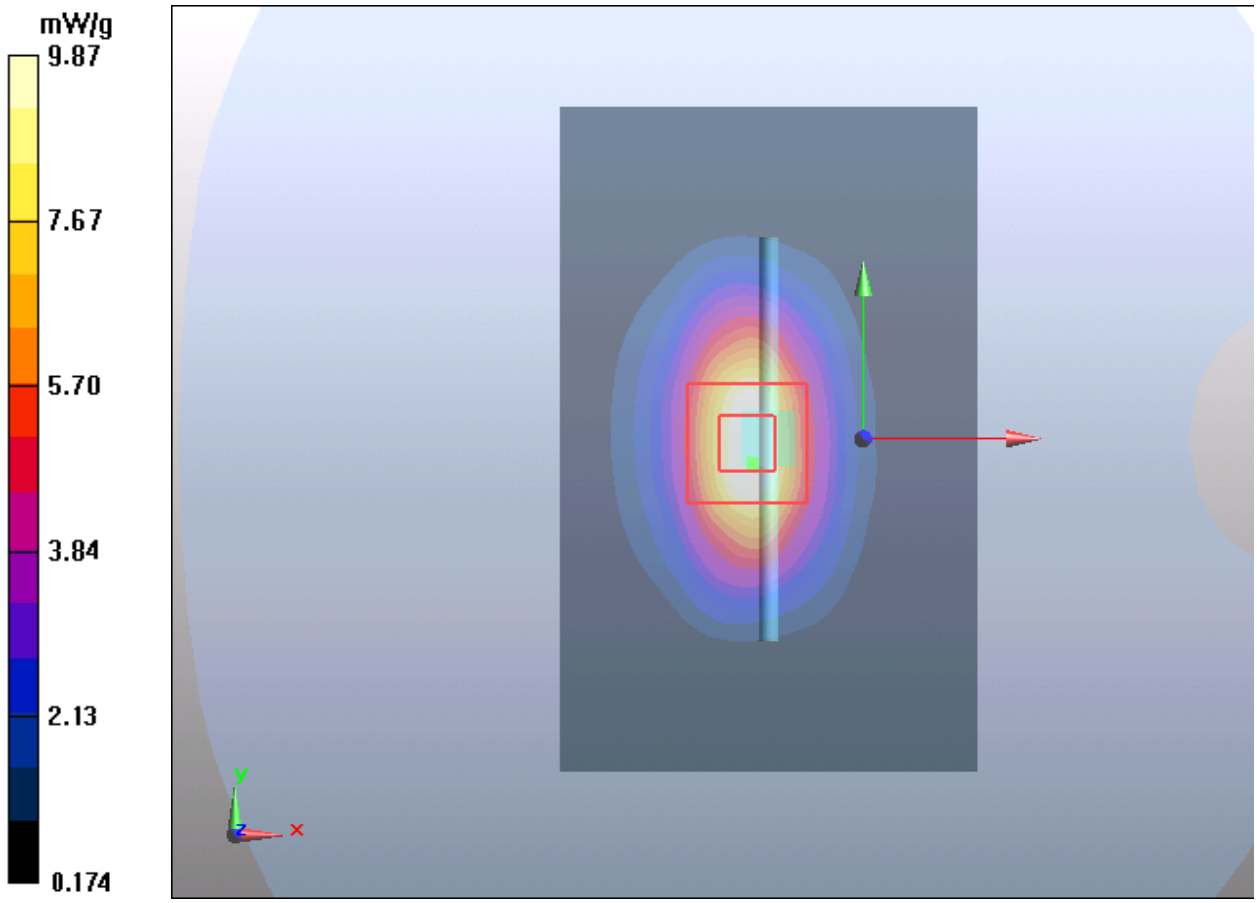

This report shall not be reproduced except in full, without the written approval of TA Technology (Shanghai) Co., Ltd.

Plot 12 System Performance Check at 1750 MHz Head TSL

DUT: Dipole 1750 MHz; Type: D1750V2; Serial: D1750V2

Date: 8/6/2019

Communication System: CW; Frequency: 1750 MHz;Duty Cycle: 1:1

Medium parameters used: f = 1750 MHz; σ = 1.37 mho/m; ε_r = 39.3; ρ = 1000 kg/m^3

Ambient Temperature:22.3 ℃ Liquid Temperature: 21.5℃

Phantom section: Flat Section

DASY5 Configuration:

Sensor-Surface: 4mm (Mechanical Surface Detection)

Probe: EX3DV4 - SN3677; ConvF(8.21, 8.21, 8.21); Calibrated: 6/19/2019;

Electronics: DAE4 SN1291; Calibrated: 12/4/2018

Phantom: SAM1; Type: SAM; Serial: TP-1534

Measurement SW: DASY52, Version 52.10 (1); SEMCAD X Version 14.6.11 (7439)

d=10mm, Pin=250mW/Area Scan (51x81x1): Measurement grid: dx=15mm, dy=15mm

Maximum value of SAR (interpolated) = 9.77 mW/g

d=10mm, Pin=250mW/Zoom Scan (5x5x7)/Cube 0: Measurement grid: dx=8mm, dy=8mm, dz=5mm

Reference Value = 80 V/m; Power Drift = 0.025 dB

Peak SAR (extrapolated) = 15.5 W/kg

SAR(1 g) = 8.92 mW/g; SAR(10 g) = 4.65 mW/g

Maximum value of SAR (measured) = 10.8 mW/g

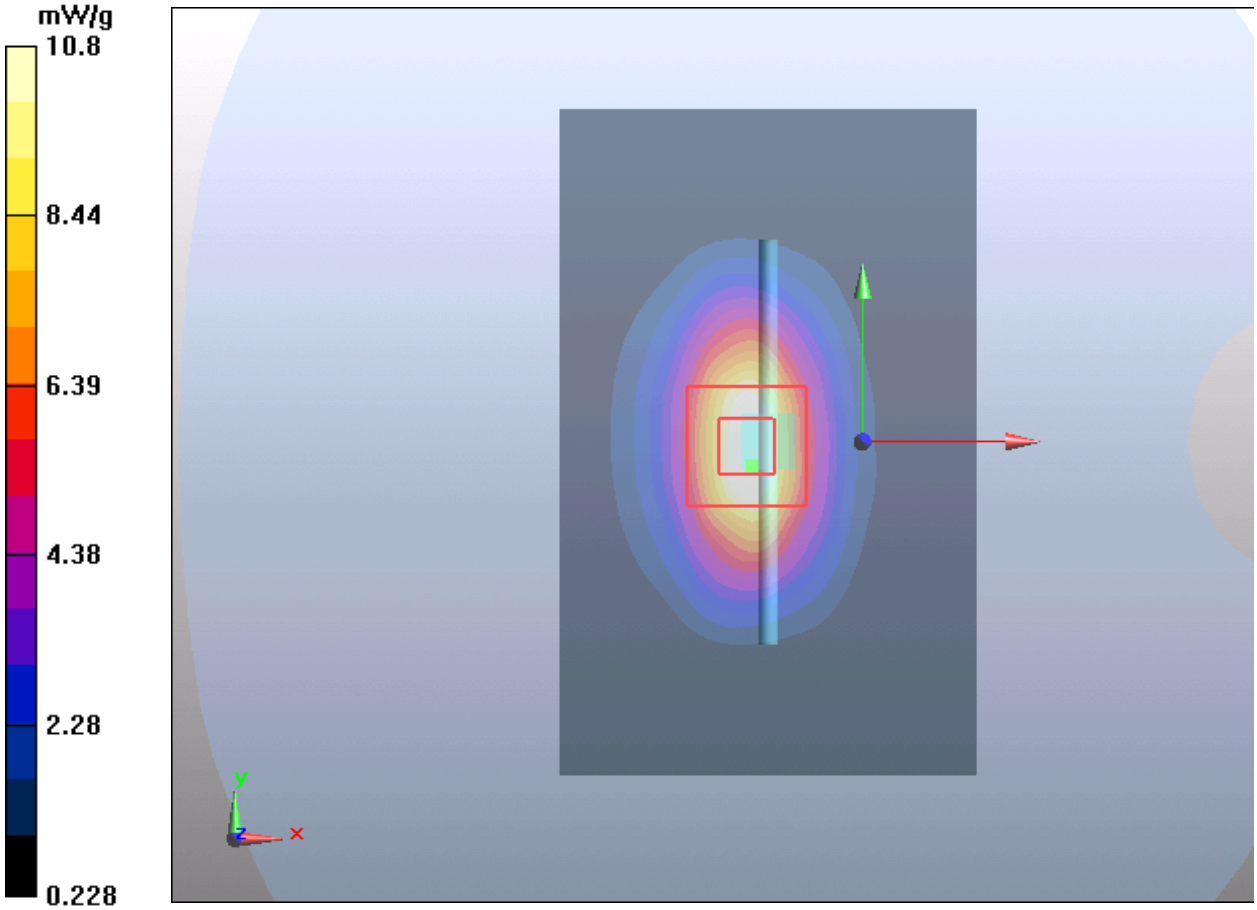

This report shall not be reproduced except in full, without the written approval of TA Technology (Shanghai) Co., Ltd.

Plot13 System Performance Check at 1750 MHz Body TSL

DUT: Dipole 1750 MHz; Type: D1750V2; Serial: D1750V2

Date: 7/25/2019

Communication System: CW; Frequency: 1750 MHz;Duty Cycle: 1:1

Medium parameters used: f = 1750 MHz; σ = 1.46 S/m; ε_r = 51.9; ρ = 1000 kg/m^3

Ambient Temperature:22.3 ℃ Liquid Temperature: 21.7℃

DASY5 Configuration:

Sensor-Surface: 4mm (Mechanical Surface Detection)

Probe: EX3DV4 - SN3677; ConvF(7.86, 7.86, 7.86); Calibrated: 6/19/2019;

Electronics: DAE4 SN1291; Calibrated: 12/4/2018

Phantom: SAM1; Type: SAM; Serial: TP-1534

Measurement SW: DASY52, Version 52.10 (1); SEMCAD X Version 14.6.11 (7439)

d=10mm, Pin=250mW/Area Scan (51x81x1): Measurement grid: dx=15mm, dy=15mm

Maximum value of SAR (interpolated) = 10.6 mW/g

d=10mm, Pin=250mW/Area Scan (5x5x7)/Cube 0: Measurement grid: dx=8mm, dy=8mm, dz=5mm

Reference Value = 77.7 V/m; Power Drift = 0.097 dB

Peak SAR (extrapolated) = 16.8 W/kg

SAR(1 g) = 9.24 mW/g; SAR(10 g) = 4.9 mW/g

Maximum value of SAR (measured) = 10.3 mW/g

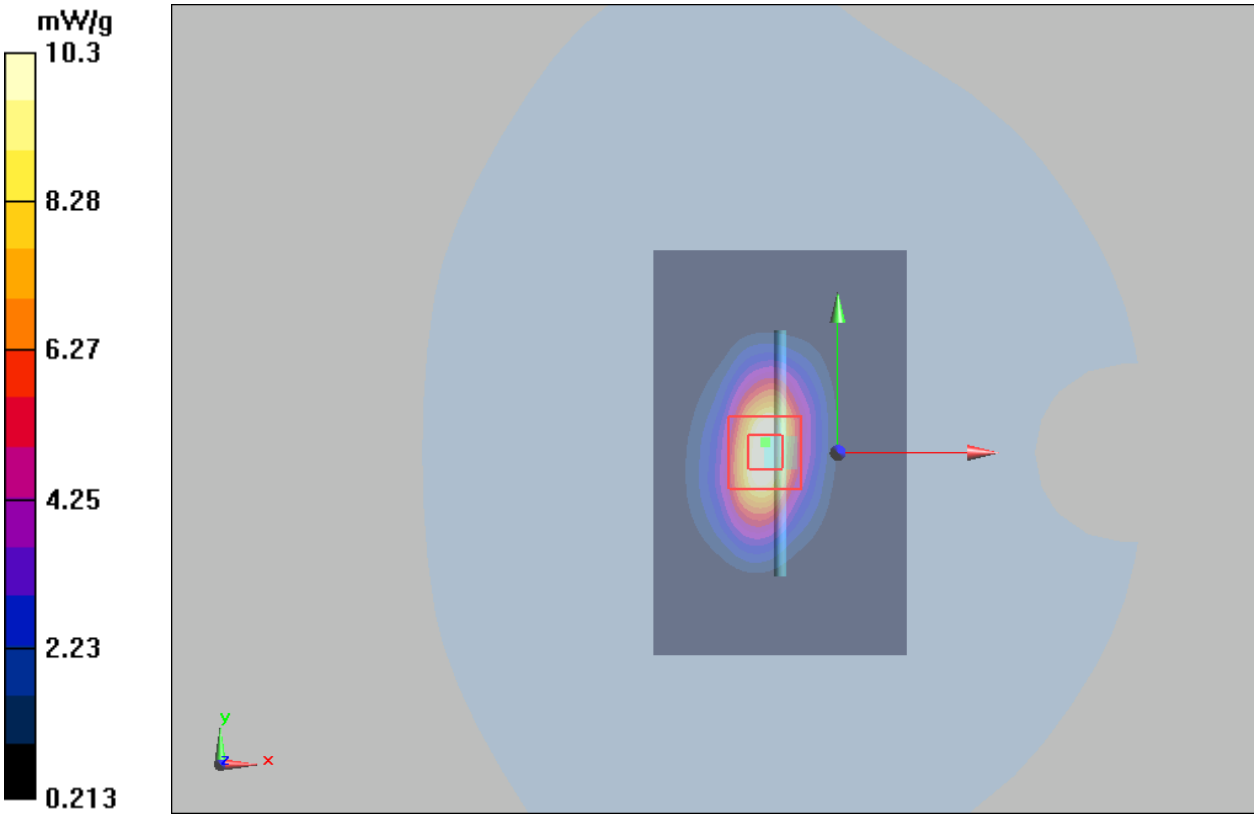

This report shall not be reproduced except in full, without the written approval of TA Technology (Shanghai) Co., Ltd.

Plot14 System Performance Check at 1750 MHz Body TSL

DUT: Dipole 1750 MHz; Type: D1750V2; Serial: D1750V2

Date: 7/30/2019

Communication System: CW; Frequency: 1750 MHz;Duty Cycle: 1:1

Medium parameters used: f = 1750 MHz; σ = 1.51 S/m; ε_r = 52.5; ρ = 1000 kg/m^3

Ambient Temperature:22.3 ℃ Liquid Temperature: 21.7℃

DASY5 Configuration:

Sensor-Surface: 4mm (Mechanical Surface Detection)

Probe: EX3DV4 - SN3677; ConvF(7.86, 7.86, 7.86); Calibrated: 6/19/2019;

Electronics: DAE4 SN1291; Calibrated: 12/4/2018

Phantom: SAM1; Type: SAM; Serial: TP-1534

Measurement SW: DASY52, Version 52.10 (1); SEMCAD X Version 14.6.11 (7439)

d=10mm, Pin=250mW/Area Scan (51x81x1): Measurement grid: dx=15mm, dy=15mm

Maximum value of SAR (interpolated) = 10.65 mW/g

d=10mm, Pin=250mW/Area Scan (5x5x7)/Cube 0: Measurement grid: dx=8mm, dy=8mm, dz=5mm

Reference Value = 77.6 V/m; Power Drift = 0.03 dB

Peak SAR (extrapolated) = 16.83 W/kg

SAR(1 g) = 9.40 mW/g; SAR(10 g) = 5.22 mW/g

Maximum value of SAR (measured) = 10.32 mW/g

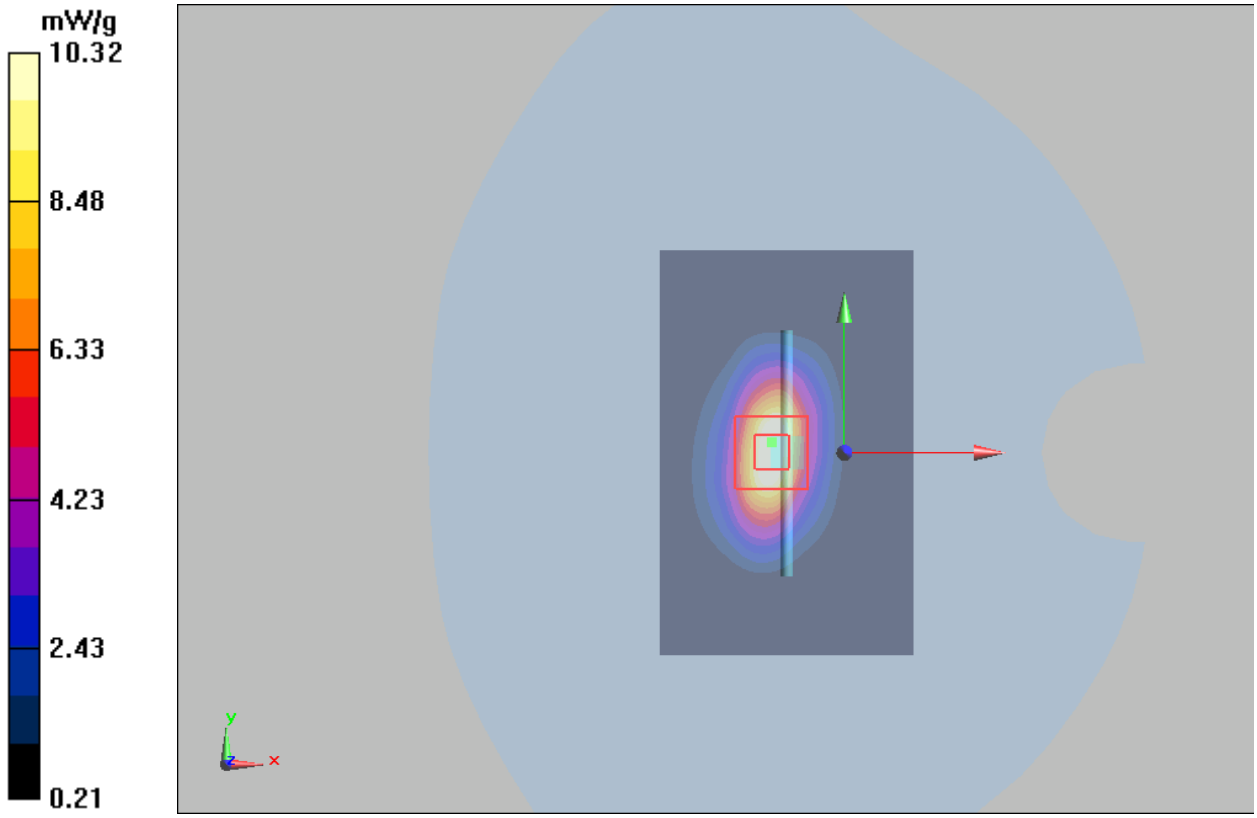

This report shall not be reproduced except in full, without the written approval of TA Technology (Shanghai) Co., Ltd.

Plot15 System Performance Check at 1900 MHz Head TSL

DUT: Dipole 1900 MHz; Type: D1900V2; Serial: D1900V2

Date: 8/3/2019

Communication System: CW; Frequency: 1900 MHz;Duty Cycle: 1:1

Medium parameters used: f = 1900 MHz; σ = 1.41 S/m; ε_r = 40.1; ρ = 1000 kg/m^3

Ambient Temperature:22.3 ℃ Liquid Temperature: 21.5℃

Phantom section: Flat Section

DASY5 Configuration:

Sensor-Surface: 4mm (Mechanical Surface Detection)

Probe: EX3DV4 - SN3677; ConvF(7.79, 7.79, 7.79); Calibrated: 6/19/2019;

Electronics: DAE4 SN1291; Calibrated: 12/4/2018

Phantom: SAM1; Type: SAM; Serial: TP-1534

Measurement SW: DASY52, Version 52.10 (1); SEMCAD X Version 14.6.11 (7439)

d=10mm, Pin=250mW/Area Scan (41x71x1): Measurement grid: dx=15mm, dy=15mm

Maximum value of SAR (interpolated) = 11.3 mW/g

d=10mm, Pin=250mW/Zoom Scan (5x5x7)/Cube 0: Measurement grid: dx=8mm, dy=8mm, dz=5mm

Reference Value = 85.5 V/m; Power Drift = 0.028 dB

Peak SAR (extrapolated) = 17.8 W/kg

SAR(1 g) = 9.88 mW/g; SAR(10 g) = 4.9 mW/g

Maximum value of SAR (measured) = 10.7 mW/g

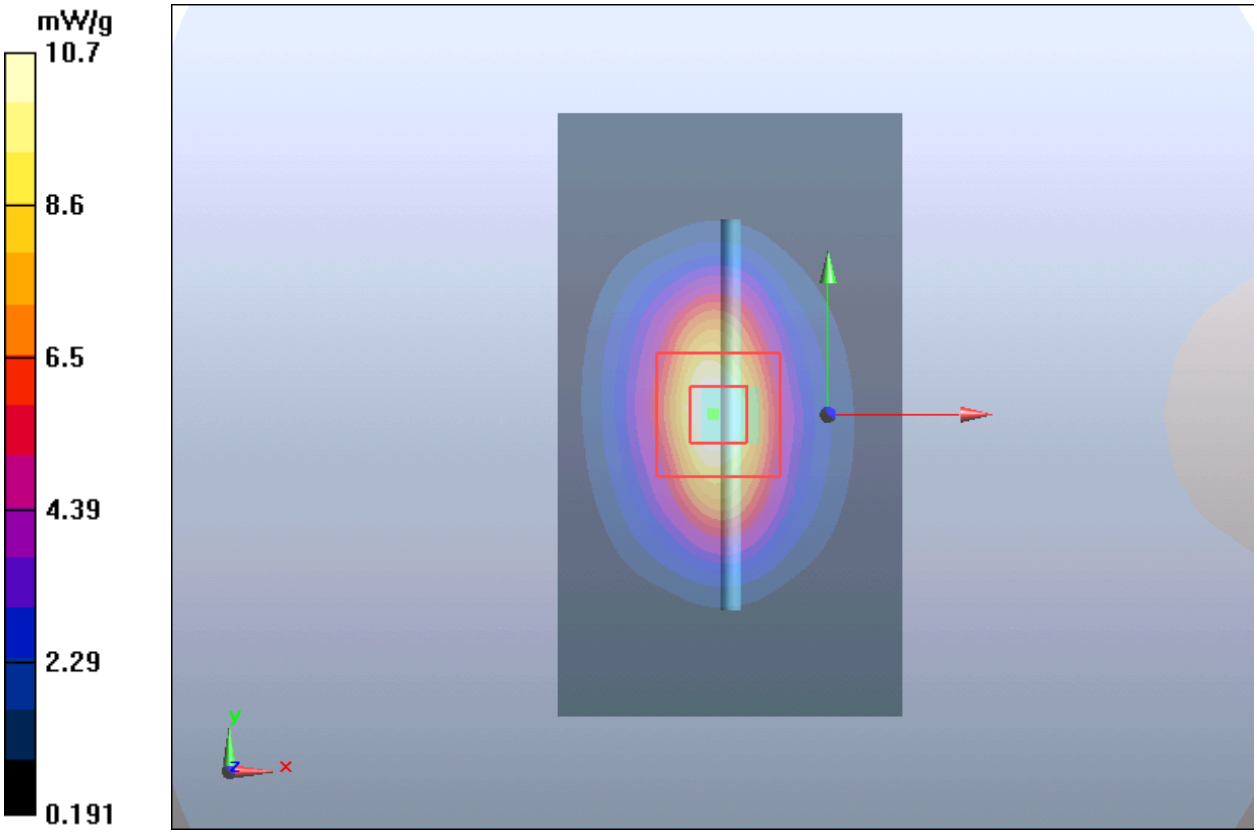

This report shall not be reproduced except in full, without the written approval of TA Technology (Shanghai) Co., Ltd.

Plot16 System Performance Check at 1900 MHz Head TSL

DUT: Dipole 1900 MHz; Type: D1900V2; Serial: D1900V2

Date: 8/6/2019

Communication System: CW; Frequency: 1900 MHz;Duty Cycle: 1:1

Medium parameters used: f = 1900 MHz; σ = 1.43 S/m; ε_r = 40.2; ρ = 1000 kg/m^3

Ambient Temperature:22.3 ℃ Liquid Temperature: 21.5℃

Phantom section: Flat Section

DASY5 Configuration:

Sensor-Surface: 4mm (Mechanical Surface Detection)

Probe: EX3DV4 - SN3677; ConvF(7.79, 7.79, 7.79); Calibrated: 6/19/2019;

Electronics: DAE4 SN1291; Calibrated: 12/4/2018

Phantom: SAM1; Type: SAM; Serial: TP-1534

Measurement SW: DASY52, Version 52.10 (1); SEMCAD X Version 14.6.11 (7439)

d=10mm, Pin=250mW/Area Scan (41x71x1): Measurement grid: dx=15mm, dy=15mm

Maximum value of SAR (interpolated) = 11.23 mW/g

d=10mm, Pin=250mW/Zoom Scan (5x5x7)/Cube 0: Measurement grid: dx=8mm, dy=8mm, dz=5mm

Reference Value = 85.0 V/m; Power Drift = 0.01 dB

Peak SAR (extrapolated) = 17.8 W/kg

SAR(1 g) = 9.85 mW/g; SAR(10 g) = 4.93 mW/g

Maximum value of SAR (measured) = 11.12 mW/g

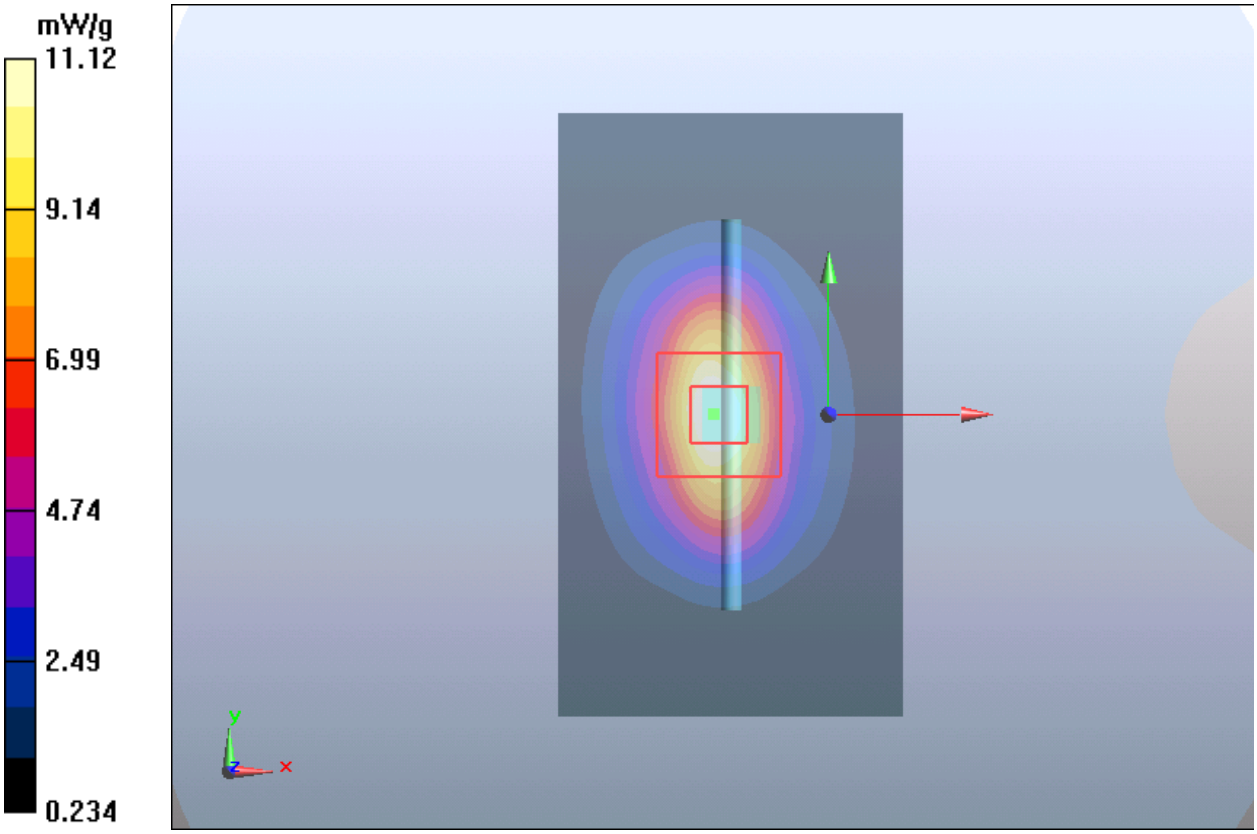

This report shall not be reproduced except in full, without the written approval of TA Technology (Shanghai) Co., Ltd.

Plot17 System Performance Check at 1900 MHz Body TSL

DUT: Dipole 1900 MHz; Type: D1900V2; Serial: D1900V2

Date: 7/24/2019

Communication System: CW; Frequency: 1900 MHz;Duty Cycle: 1:1

Medium parameters used: f = 1900 MHz; σ = 1.51 S/m; ε_r = 52.6; ρ = 1000 kg/m^3

Ambient Temperature:22.3 ℃ Liquid Temperature: 21.5℃

Phantom section: Flat Section

DASY5 Configuration:

Sensor-Surface: 4mm (Mechanical Surface Detection)

Probe: EX3DV4 - SN3677; ConvF(7.62, 7.62, 7.62); Calibrated: 6/19/2019;

Electronics: DAE4 SN1291; Calibrated: 12/4/2018

Phantom: SAM1; Type: SAM; Serial: TP-1534

Measurement SW: DASY52, Version 52.10 (1); SEMCAD X Version 14.6.11 (7439)

d=10mm, Pin=250mW/Area Scan (41x71x1): Measurement grid: dx=15mm, dy=15mm

Maximum value of SAR (interpolated) = 12.2 mW/g

d=10mm, Pin=250mW/Zoom Scan (5x5x7)/Cube 0: Measurement grid: dx=8mm, dy=8mm, dz=5mm

Reference Value = 82.3 V/m; Power Drift = 0.068 dB

Peak SAR (extrapolated) = 17.8 W/kg

SAR(1 g) = 9.93 mW/g; SAR(10 g) = 5.25 mW/g

Maximum value of SAR (measured) = 11.3 mW/g

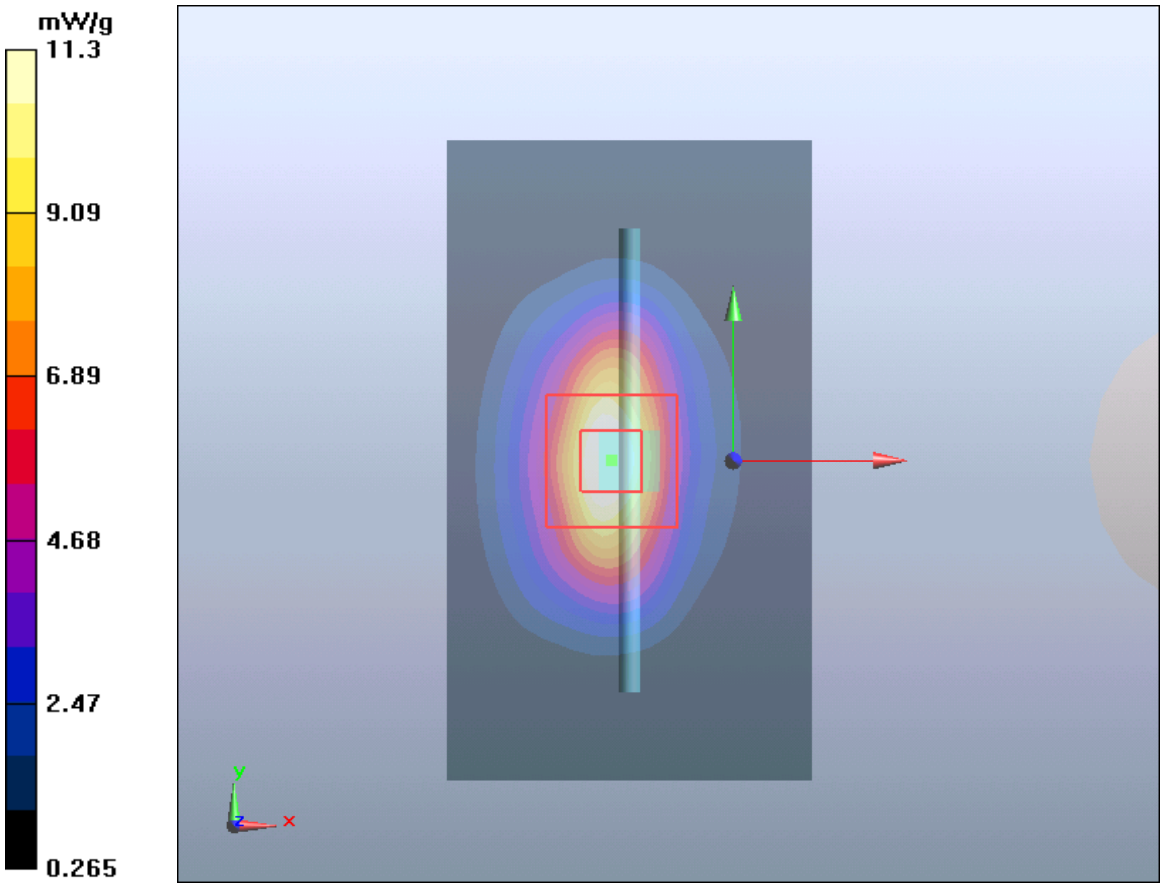

This report shall not be reproduced except in full, without the written approval of TA Technology (Shanghai) Co., Ltd.

Plot18 System Performance Check at 1900 MHz Body TSL

DUT: Dipole 1900 MHz; Type: D1900V2; Serial: D1900V2

Date: 7/28/2019

Communication System: CW; Frequency: 1900 MHz;Duty Cycle: 1:1

Medium parameters used: f = 1900 MHz; σ = 1.51 S/m; ε_r = 52.8; ρ = 1000 kg/m^3

Ambient Temperature:22.3 ℃ Liquid Temperature: 21.5℃

Phantom section: Flat Section

DASY5 Configuration:

Sensor-Surface: 4mm (Mechanical Surface Detection)

Probe: EX3DV4 - SN3677; ConvF(7.62, 7.62, 7.62); Calibrated: 6/19/2019;

Electronics: DAE4 SN1291; Calibrated: 12/4/2018

Phantom: SAM1; Type: SAM; Serial: TP-1534

Measurement SW: DASY52, Version 52.10 (1); SEMCAD X Version 14.6.11 (7439)

d=10mm, Pin=250mW/Area Scan (41x71x1): Measurement grid: dx=15mm, dy=15mm

Maximum value of SAR (interpolated) = 12.2 mW/g

d=10mm, Pin=250mW/Zoom Scan (5x5x7)/Cube 0: Measurement grid: dx=8mm, dy=8mm, dz=5mm

Reference Value = 82.3 V/m; Power Drift = 0.068 dB

Peak SAR (extrapolated) = 17.8 W/kg

SAR(1 g) = 9.91 mW/g; SAR(10 g) = 5.23 mW/g

Maximum value of SAR (measured) = 11.52 mW/g

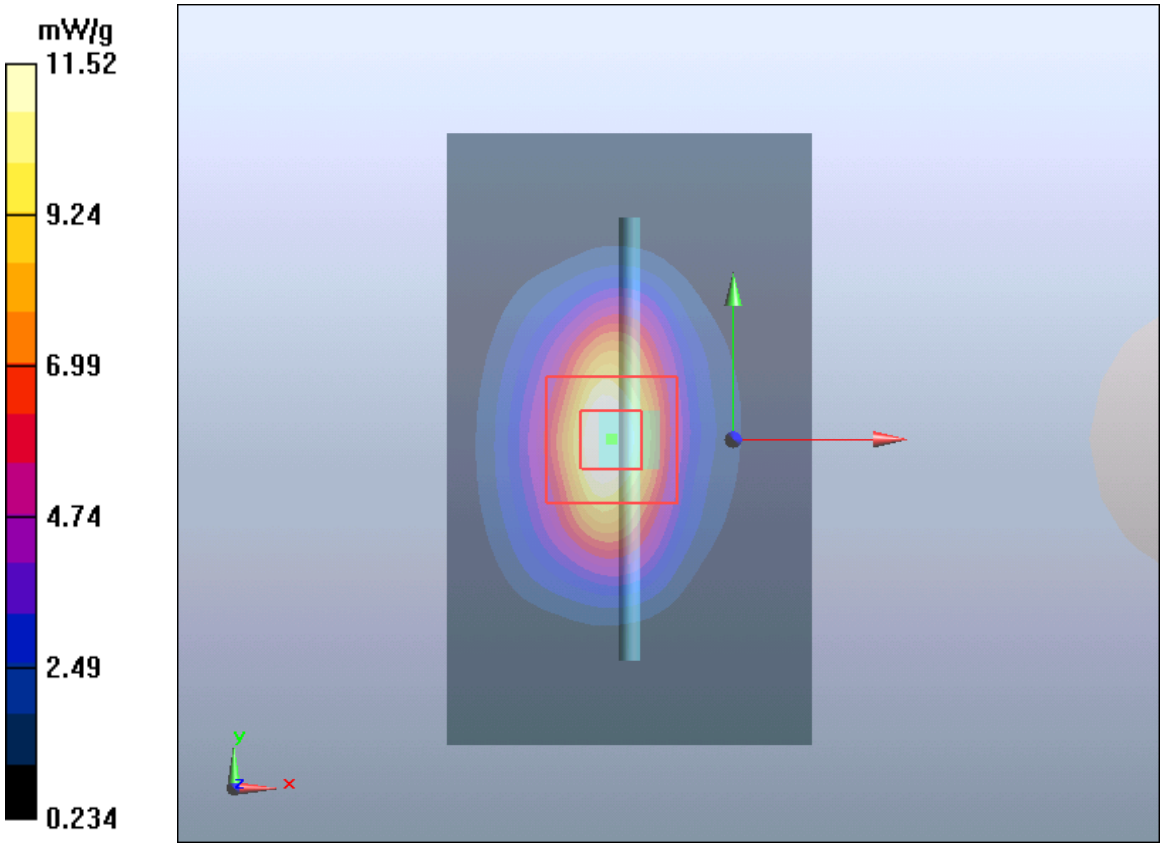

This report shall not be reproduced except in full, without the written approval of TA Technology (Shanghai) Co., Ltd.

Plot19 System Performance Check at 2450 MHz Head TSL

DUT: Dipole 2450 MHz; Type: D2450V2; Serial: D2450V2

Date: 7/27/2019

Communication System: CW; Frequency: 2450 MHz;Duty Cycle: 1:1

Medium parameters used: f = 2450 MHz; σ = 1.80 S/m; ε_r = 38.8; ρ = 1000 kg/m^3

Ambient Temperature:22.3 ℃ Liquid Temperature: 21.5℃

Phantom section: Flat Section

DASY5 Configuration:

Sensor-Surface: 4mm (Mechanical Surface Detection)

Probe: EX3DV4 - SN3677; ConvF(7.50, 7.50, 7.50); Calibrated: 6/19/2019;

Electronics: DAE4 SN1291; Calibrated: 12/4/2018

Phantom: SAM1; Type: SAM; Serial: TP-1534

Measurement SW: DASY52, Version 52.10 (1); SEMCAD X Version 14.6.11 (7439)

d=10mm, Pin=250mW/Area Scan (41x71x1): Measurement grid: dx=12mm, dy=12mm

Maximum value of SAR (interpolated) = 18 mW/g

d=10mm, Pin=250mW/Zoom Scan (7x7x7)/Cube 0: Measurement grid: dx=5mm, dy=5mm, dz=5mm

Reference Value = 87.7 V/m; Power Drift = 0.1 dB

Peak SAR (extrapolated) = 28.9W/kg

SAR(1 g) = 13.66 mW/g; SAR(10 g) = 6.2 mW/g

Maximum value of SAR (measured) = 14.53 mW/g

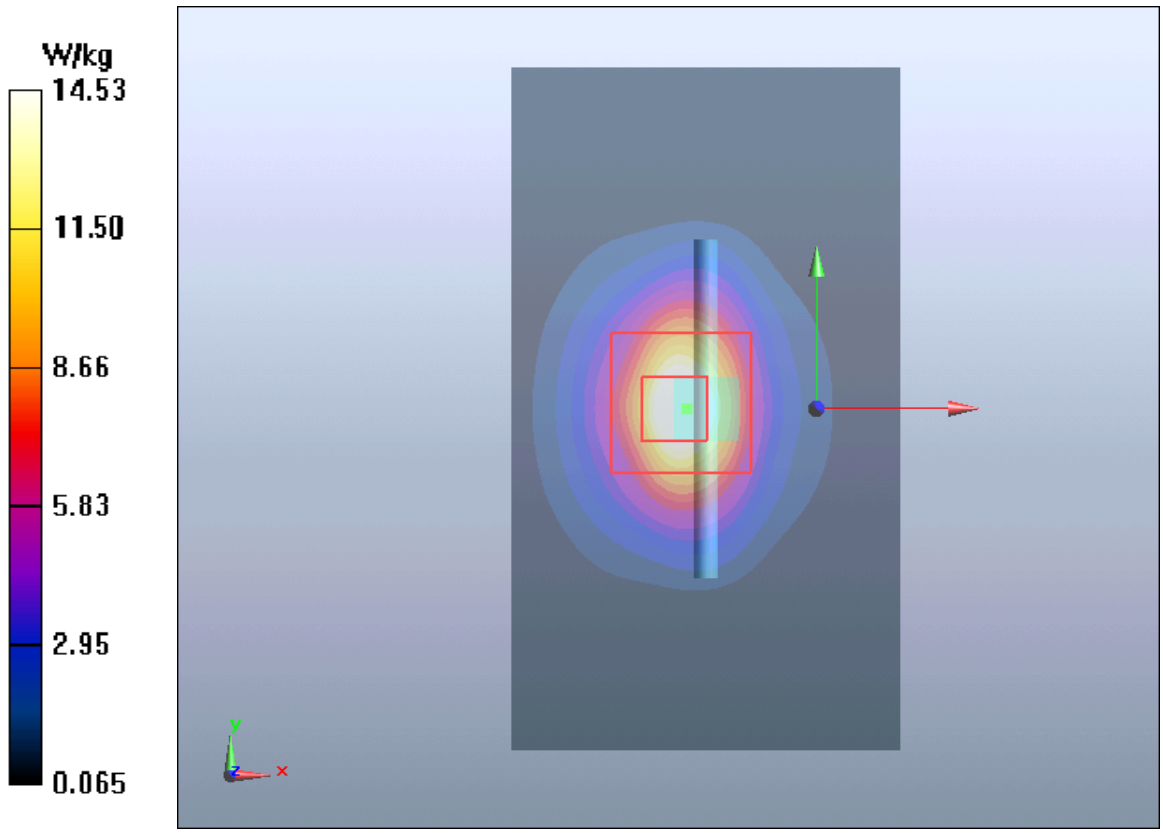

This report shall not be reproduced except in full, without the written approval of TA Technology (Shanghai) Co., Ltd.

Plot20 System Performance Check at 2450 MHz Body TSL

DUT: Dipole 2450 MHz; Type: D2450V2; Serial: D2450V2

Date: 7/27/2019

Communication System: CW; Frequency: 2450 MHz;Duty Cycle: 1:1

Medium parameters used: f = 2450 MHz; σ = 1.97 S/m; ε_r =52.6; ρ = 1000 kg/m^3

Ambient Temperature:22.3 ℃ Liquid Temperature: 21.5℃

Phantom section: Flat Section

DASY5 Configuration:

Sensor-Surface: 4mm (Mechanical Surface Detection)

Probe: EX3DV4 - SN3677; ConvF(7.57, 7.57, 7.57); Calibrated: 6/19/2019;

Electronics: DAE4 SN1291; Calibrated: 12/4/2018

Phantom: SAM1; Type: SAM; Serial: TP-1534

Measurement SW: DASY52, Version 52.10 (1); SEMCAD X Version 14.6.11 (7439)

d=10mm, Pin=250mW/Area Scan (41x71x1): Measurement grid: dx=12mm, dy=12mm

Maximum value of SAR (interpolated) = 16.12 mW/g

d=10mm, Pin=250mW/Zoom Scan (7x7x7)/Cube 0: Measurement grid: dx=5mm, dy=5mm, dz=5mm

Reference Value = 81.5 V/m; Power Drift = 0.04 dB

Peak SAR (extrapolated) = 25.6 W/kg

SAR(1 g) = 12.52 mW/g; SAR(10 g) = 6.18 mW/g

Maximum value of SAR (measured) = 14.53 mW/g

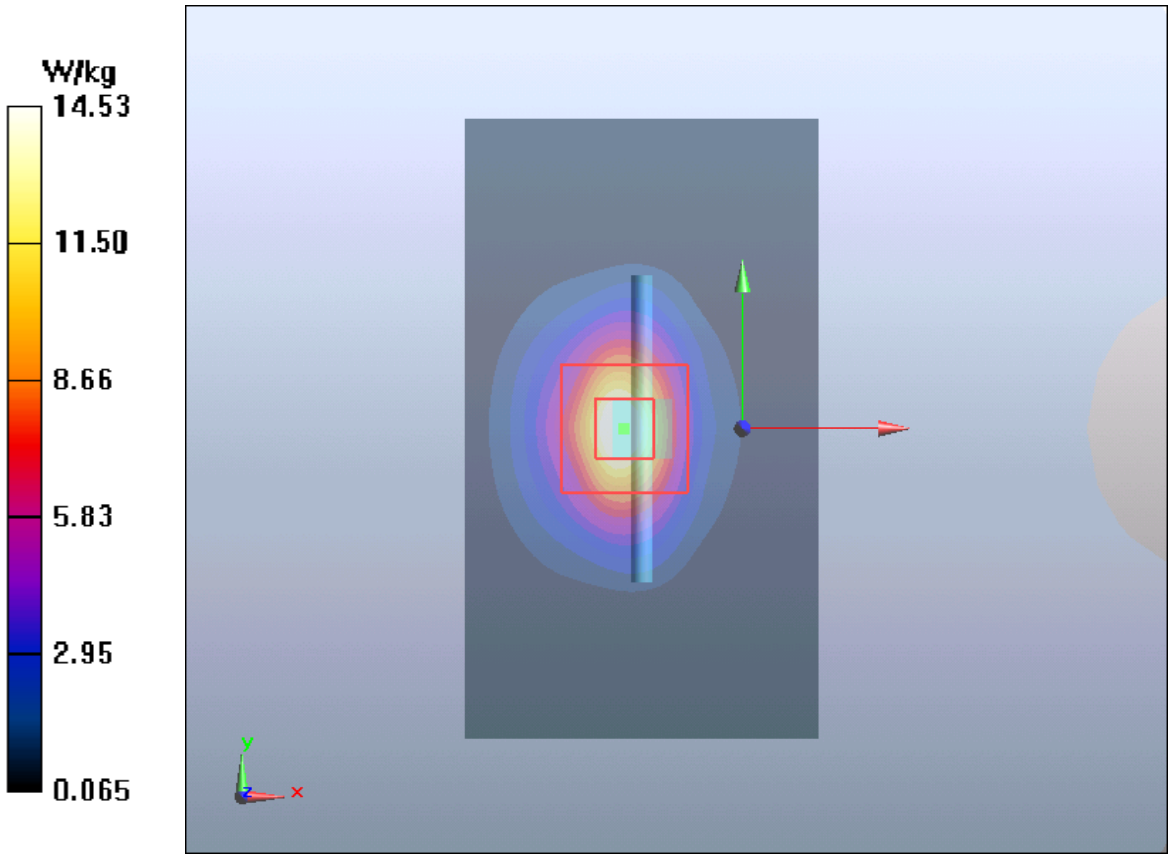

This report shall not be reproduced except in full, without the written approval of TA Technology (Shanghai) Co., Ltd.

Plot21 System Performance Check at 2600 MHz Head TSL

DUT: Dipole 2600 MHz; Type: D2600V2; Serial: D2600V2

Date: 7/26/2019

Communication System: CW; Frequency: 2600 MHz

Medium parameters used: f = 2600 MHz; σ = 2.01 S/m; ε_r = 38.2; ρ = 1000 kg/m^3

Phantom section: Flat Section

DASY5 Configuration:

Sensor-Surface: 4mm (Mechanical Surface Detection)

Probe: EX3DV4 - SN3677; ConvF(7.20, 7.20, 7.20); Calibrated: 6/19/2019;

Electronics: DAE4 SN1291; Calibrated: 12/4/2018

Phantom: SAM1; Type: SAM; Serial: TP-1534

Measurement SW: DASY52, Version 52.10 (1); SEMCAD X Version 14.6.11 (7439)

d=10mm, Pin=250mW/Area Scan (41x71x1): Measurement grid:dx=12mm, dy=12mm

Maximum value of SAR (interpolated) = 17.439 mW/g

d=10mm, Pin=250mW/Zoom Scan (7x7x7)/Cube 0: Measurement grid: dx=5mm, dy=5mm, dz=5mm

Reference Value = 87.998 V/m; Power Drift = -0.04 dB

Peak SAR (extrapolated) = 31.858 W/kg

SAR(1 g) = 13.9 mW/g; SAR(10 g) = 6.07 mW/g

Maximum value of SAR (measured) = 15.617 mW/g

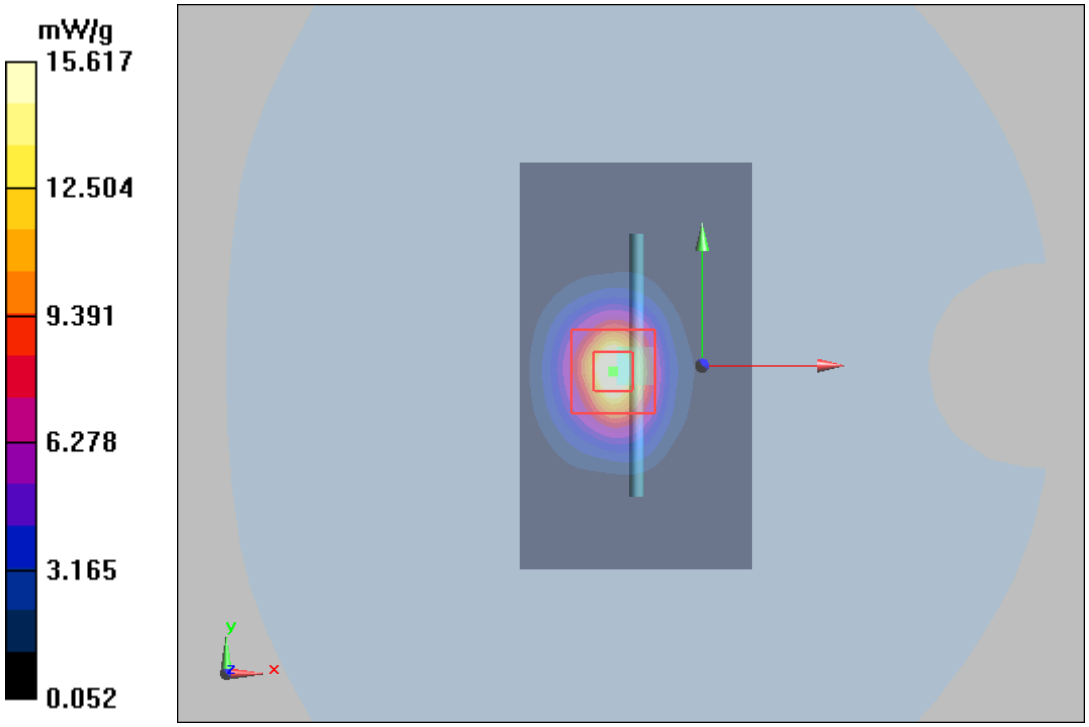

This report shall not be reproduced except in full, without the written approval of TA Technology (Shanghai) Co., Ltd.

Plot22 System Performance Check at 2600 MHz Head TSL

DUT: Dipole 2600 MHz; Type: D2600V2; Serial: D2600V2

Date: 7/29/2019

Communication System: CW; Frequency: 2600 MHz

Medium parameters used: f = 2600 MHz; σ =1.94S/m; ε_r = 38.4; ρ = 1000 kg/m^3

Phantom section: Flat Section

DASY5 Configuration:

Sensor-Surface: 4mm (Mechanical Surface Detection)

Probe: EX3DV4 - SN3677; ConvF(7.20, 7.20, 7.20); Calibrated: 6/19/2019;

Electronics: DAE4 SN1291; Calibrated: 12/4/2018

Phantom: SAM1; Type: SAM; Serial: TP-1534

Measurement SW: DASY52, Version 52.10 (1); SEMCAD X Version 14.6.11 (7439)

d=10mm, Pin=250mW/Area Scan (41x71x1): Measurement grid:dx=12mm, dy=12mm

Maximum value of SAR (interpolated) = 17.59 mW/g

d=10mm, Pin=250mW/Zoom Scan (7x7x7)/Cube 0: Measurement grid: dx=5mm, dy=5mm, dz=5mm

Reference Value = 87.998 V/m; Power Drift = -0.04 dB

Peak SAR (extrapolated) = 31.858 W/kg

SAR(1 g) = 13.88 mW/g; SAR(10 g) = 6.09 mW/g

Maximum value of SAR (measured) = 15.66 mW/g

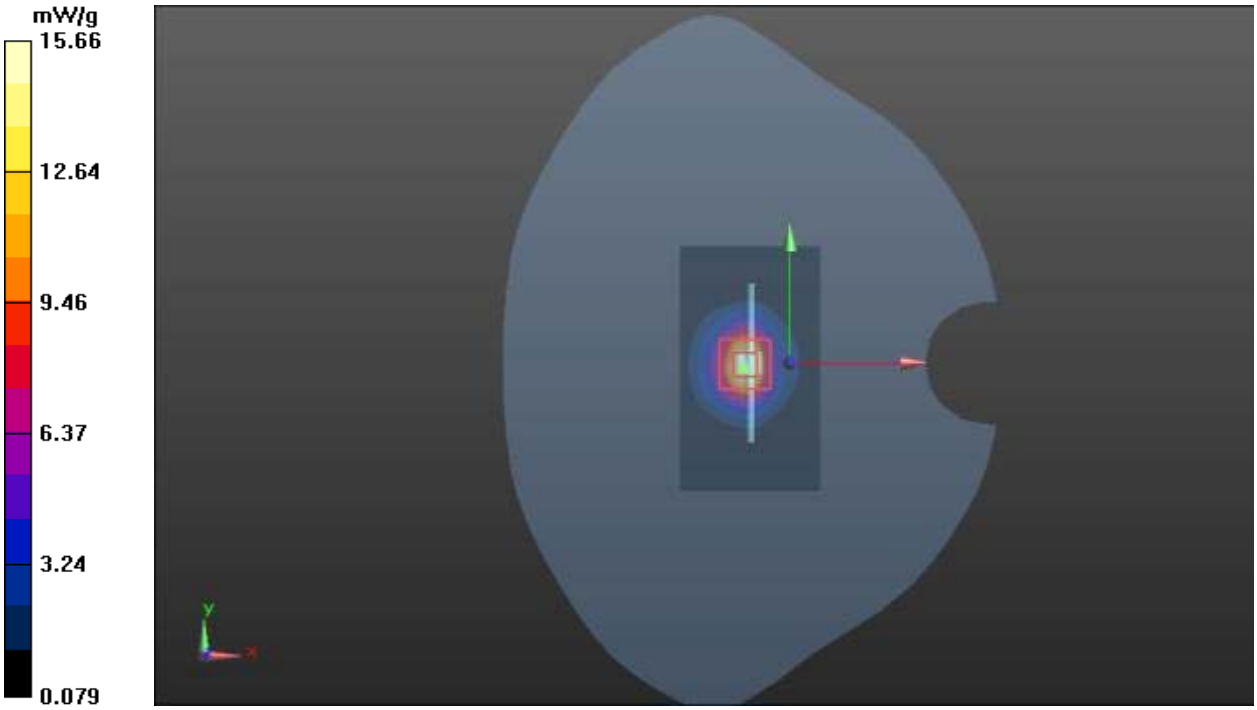

This report shall not be reproduced except in full, without the written approval of TA Technology (Shanghai) Co., Ltd.

Plot23 System Performance Check at 2600 MHz Head TSL

DUT: Dipole 2600 MHz; Type: D2600V2; Serial: D2600V2

Date: 8/5/2019

Communication System: CW; Frequency: 2600 MHz

Medium parameters used: f = 2600 MHz; σ =1.99S/m; ε_r = 38.3; ρ = 1000 kg/m^3

Phantom section: Flat Section

DASY5 Configuration:

Sensor-Surface: 4mm (Mechanical Surface Detection)

Probe: EX3DV4 - SN3677; ConvF(7.20, 7.20, 7.20); Calibrated: 6/19/2019;

Electronics: DAE4 SN1291; Calibrated: 12/4/2018

Phantom: SAM1; Type: SAM; Serial: TP-1534

Measurement SW: DASY52, Version 52.10 (1); SEMCAD X Version 14.6.11 (7439)

d=10mm, Pin=250mW/Area Scan (41x71x1): Measurement grid:dx=12mm, dy=12mm

Maximum value of SAR (interpolated) = 17.32 mW/g

d=10mm, Pin=250mW/Zoom Scan (7x7x7)/Cube 0: Measurement grid: dx=5mm, dy=5mm, dz=5mm

Reference Value = 87.465 V/m; Power Drift = 0.146 dB

Peak SAR (extrapolated) = 31.85 W/kg

SAR(1 g) = 13.94 mW/g; SAR(10 g) = 6.11 mW/g

Maximum value of SAR (measured) = 15.66 mW/g

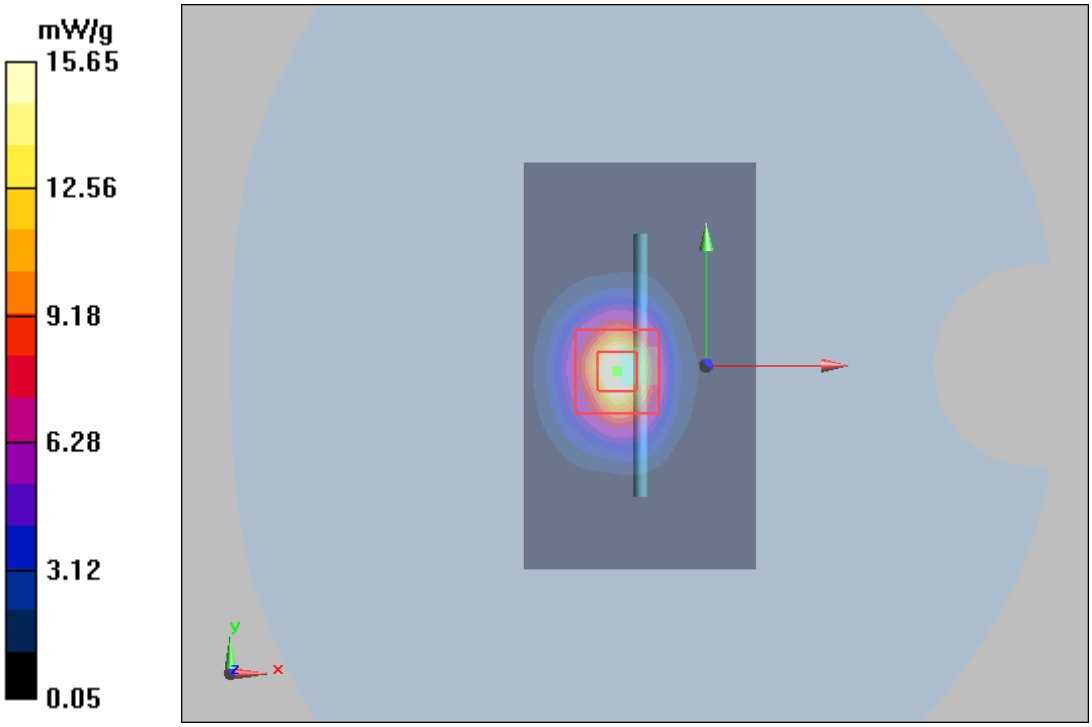

This report shall not be reproduced except in full, without the written approval of TA Technology (Shanghai) Co., Ltd.

Plot24 System Performance Check at 2600 MHz Body TSL

DUT: Dipole 2600 MHz; Type: D2600V2; Serial: D2600V2

Date: 7/21/2019

Communication System: CW; Frequency: 2600 MHz;Duty Cycle: 1:1

Medium parameters used: f = 2600 MHz; σ = 2.23 S/m; ε_r = 51.5; ρ = 1000 kg/m^3

Ambient Temperature:22.3 ℃ Liquid Temperature: 21.5℃

Phantom section: Flat Section

DASY5 Configuration:

Sensor-Surface: 4mm (Mechanical Surface Detection)

Probe: EX3DV4 - SN3677; ConvF(7.33, 7.33, 7.33); Calibrated: 6/19/2019;

Electronics: DAE4 SN1291; Calibrated: 12/4/2018

Phantom: SAM1; Type: SAM; Serial: TP-1534

Measurement SW: DASY52, Version 52.10 (1); SEMCAD X Version 14.6.11 (7439)

d=10mm, Pin=250mW /Area Scan (41x71x1): Measurement grid: dx=12mm, dy=12mm

Maximum value of SAR (interpolated) = 17.7 mW/g

d=10mm, Pin=250mW/Zoom Scan (7x7x7)/Cube 0: Measurement grid: dx=5mm, dy=5mm, dz=5mm

Reference Value = 74 V/m; Power Drift = -0.0027 dB

Peak SAR (extrapolated) = 28.5 W/kg

SAR(1 g) = 13.5 mW/g; SAR(10 g) = 5.99 mW/g

Maximum value of SAR (measured) = 15.7 mW/g

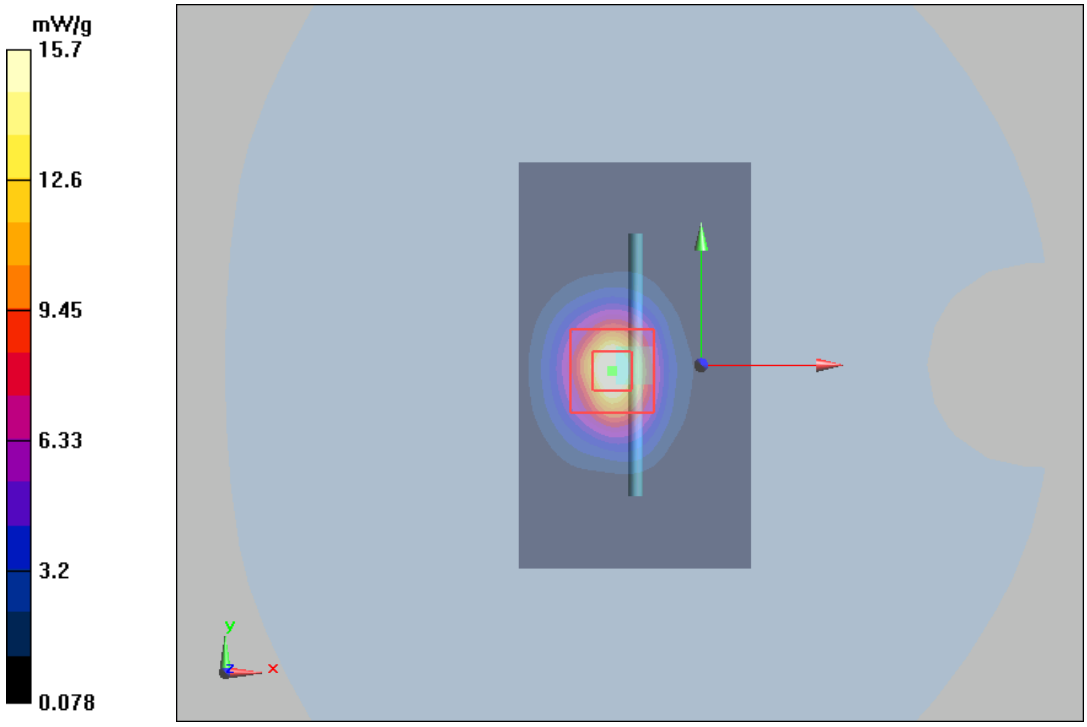

This report shall not be reproduced except in full, without the written approval of TA Technology (Shanghai) Co., Ltd.

Plot25 System Performance Check at 2600 MHz Body TSL

DUT: Dipole 2600 MHz; Type: D2600V2; Serial: D2600V2

Date: 7/22/2019

Communication System: CW; Frequency: 2600 MHz;Duty Cycle: 1:1

Medium parameters used: f = 2600 MHz; σ = 2.21 S/m; ε_r = 51.7; ρ = 1000 kg/m^3

Ambient Temperature:22.3 ℃ Liquid Temperature: 21.5℃

Phantom section: Flat Section

DASY5 Configuration:

Sensor-Surface: 4mm (Mechanical Surface Detection)

Probe: EX3DV4 - SN3677; ConvF(7.33, 7.33, 7.33); Calibrated: 6/19/2019;

Electronics: DAE4 SN1291; Calibrated: 12/4/2018

Phantom: SAM1; Type: SAM; Serial: TP-1534

Measurement SW: DASY52, Version 52.10 (1); SEMCAD X Version 14.6.11 (7439)

d=10mm, Pin=250mW /Area Scan (41x71x1): Measurement grid: dx=12mm, dy=12mm

Maximum value of SAR (interpolated) = 17.67 mW/g

d=10mm, Pin=250mW/Zoom Scan (7x7x7)/Cube 0: Measurement grid: dx=5mm, dy=5mm, dz=5mm

Reference Value = 74 V/m; Power Drift = -0.14 dB

Peak SAR (extrapolated) = 28.5 W/kg

SAR(1 g) = 13.55 mW/g; SAR(10 g) = 5.89 mW/g

Maximum value of SAR (measured) = 15.44 mW/g

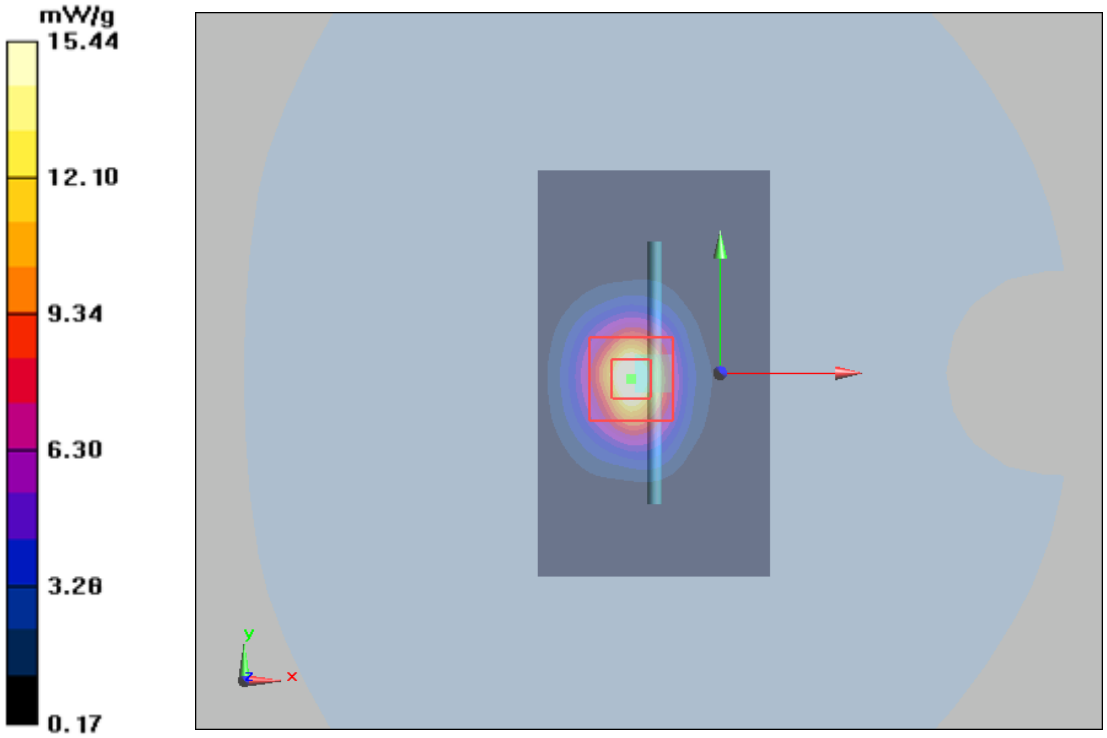

This report shall not be reproduced except in full, without the written approval of TA Technology (Shanghai) Co., Ltd.

Plot26 System Performance Check at 2600 MHz Body TSL

DUT: Dipole 2600 MHz; Type: D2600V2; Serial: D2600V2

Date: 8/1/2019

Communication System: CW; Frequency: 2600 MHz;Duty Cycle: 1:1

Medium parameters used: f = 2600 MHz; σ = 2.24 S/m; ε_r = 51.5; ρ = 1000 kg/m^3

Ambient Temperature:22.3 ℃ Liquid Temperature: 21.5℃

Phantom section: Flat Section

DASY5 Configuration:

Sensor-Surface: 4mm (Mechanical Surface Detection)

Probe: EX3DV4 - SN3677; ConvF(7.33, 7.33, 7.33); Calibrated: 6/19/2019;

Electronics: DAE4 SN1291; Calibrated: 12/4/2018

Phantom: SAM1; Type: SAM; Serial: TP-1534

Measurement SW: DASY52, Version 52.10 (1); SEMCAD X Version 14.6.11 (7439)

d=10mm, Pin=250mW /Area Scan (41x71x1): Measurement grid: dx=12mm, dy=12mm

Maximum value of SAR (interpolated) = 17.71 mW/g

d=10mm, Pin=250mW/Zoom Scan (7x7x7)/Cube 0: Measurement grid: dx=5mm, dy=5mm, dz=5mm

Reference Value = 74.11 V/m; Power Drift = 0.022 dB

Peak SAR (extrapolated) = 28.42 W/kg

SAR(1 g) = 13.66 mW/g; SAR(10 g) = 6.01 mW/g

Maximum value of SAR (measured) = 15.74 mW/g

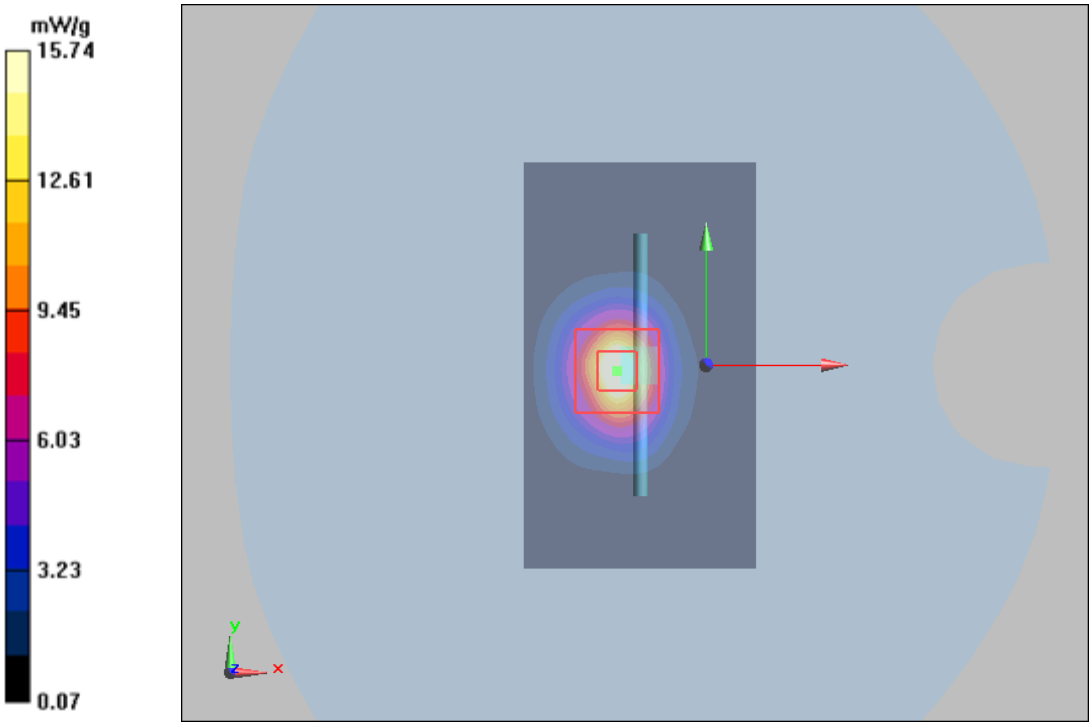

This report shall not be reproduced except in full, without the written approval of TA Technology (Shanghai) Co., Ltd.

Plot27 System Performance Check at 2600 MHz Body TSL

DUT: Dipole 2600 MHz; Type: D2600V2; Serial: D2600V2

Date: 8/2/2019

Communication System: CW; Frequency: 2600 MHz;Duty Cycle: 1:1

Medium parameters used: f = 2600 MHz; σ = 2.23 S/m; ε_r = 51.6; ρ = 1000 kg/m^3

Ambient Temperature:22.3 ℃ Liquid Temperature: 21.5℃

Phantom section: Flat Section

DASY5 Configuration:

Sensor-Surface: 4mm (Mechanical Surface Detection)

Probe: EX3DV4 - SN3677; ConvF(7.33, 7.33, 7.33); Calibrated: 6/19/2019;

Electronics: DAE4 SN1291; Calibrated: 12/4/2018

Phantom: SAM1; Type: SAM; Serial: TP-1534

Measurement SW: DASY52, Version 52.10 (1); SEMCAD X Version 14.6.11 (7439)

d=10mm, Pin=250mW /Area Scan (41x71x1): Measurement grid: dx=12mm, dy=12mm

Maximum value of SAR (interpolated) = 17.36 mW/g

d=10mm, Pin=250mW/Zoom Scan (7x7x7)/Cube 0: Measurement grid: dx=5mm, dy=5mm, dz=5mm

Reference Value = 73.63 V/m; Power Drift = 0.047 dB

Peak SAR (extrapolated) = 28.7 W/kg

SAR(1 g) = 13.64 mW/g; SAR(10 g) = 5.83 mW/g

Maximum value of SAR (measured) = 15.6 mW/g

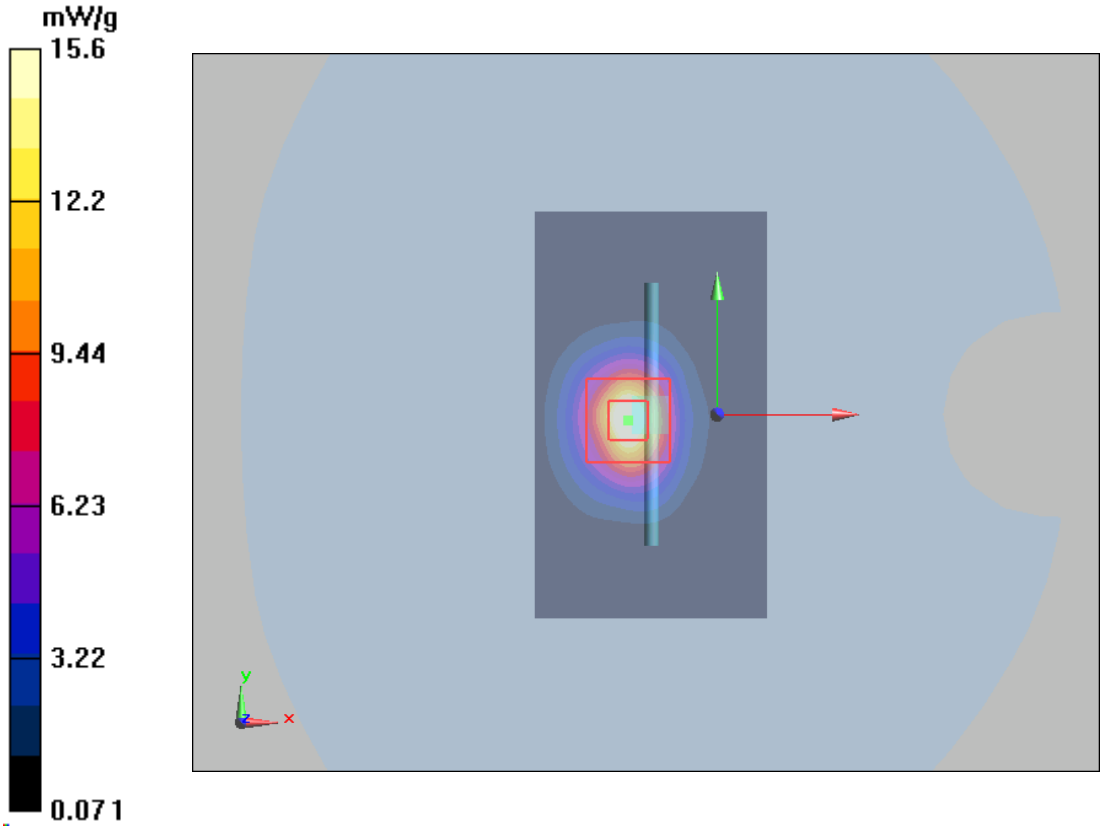

This report shall not be reproduced except in full, without the written approval of TA Technology (Shanghai) Co., Ltd.

Plot 28 System Performance Check at 5250 MHz Head TSL

DUT: Dipole 5250 MHz; Type: D5GHzV2; Serial: D5GHzV2

Date: 8/7/2019

Communication System: CW; Frequency: 5250 MHz;Duty Cycle: 1:1

Medium parameters used: f = 5250 MHz; σ = 4.80 S/m; ε_r = 35.5; ρ = 1000 kg/m^3

Ambient Temperature:22.3 ℃ Liquid Temperature: 21.5℃

Phantom section: Flat Section

DASY5 Configuration:

Sensor-Surface: 1.4mm (Mechanical Surface Detection)

Probe: EX3DV4 - SN3677; ConvF(5.56, 5.56, 5.56); Calibrated: 6/19/2019;

Electronics: DAE4 SN1291; Calibrated: 12/4/2018

Phantom: SAM1; Type: SAM; Serial: TP-1534

Measurement SW: DASY52, Version 52.10 (1); SEMCAD X Version 14.6.11 (7439)

d=10mm, Pin=100mW/Area Scan (61x101x1): Measurement grid: dx=10mm, dy=10mm

Maximum value of SAR (interpolated) = 9.14 mW/g

d=10mm, Pin=100mW/Zoom Scan (7x7x12)/Cube 0: Measurement grid: dx=4mm, dy=4mm, dz=2mm

Reference Value = 33.6 V/m; Power Drift = -0.095 dB

Peak SAR (extrapolated) = 52.2 W/kg

SAR(1 g) = 7.87 mW/g; SAR(10 g) = 2.25 mW/g

Maximum value of SAR (measured) = 9.73 mW/g

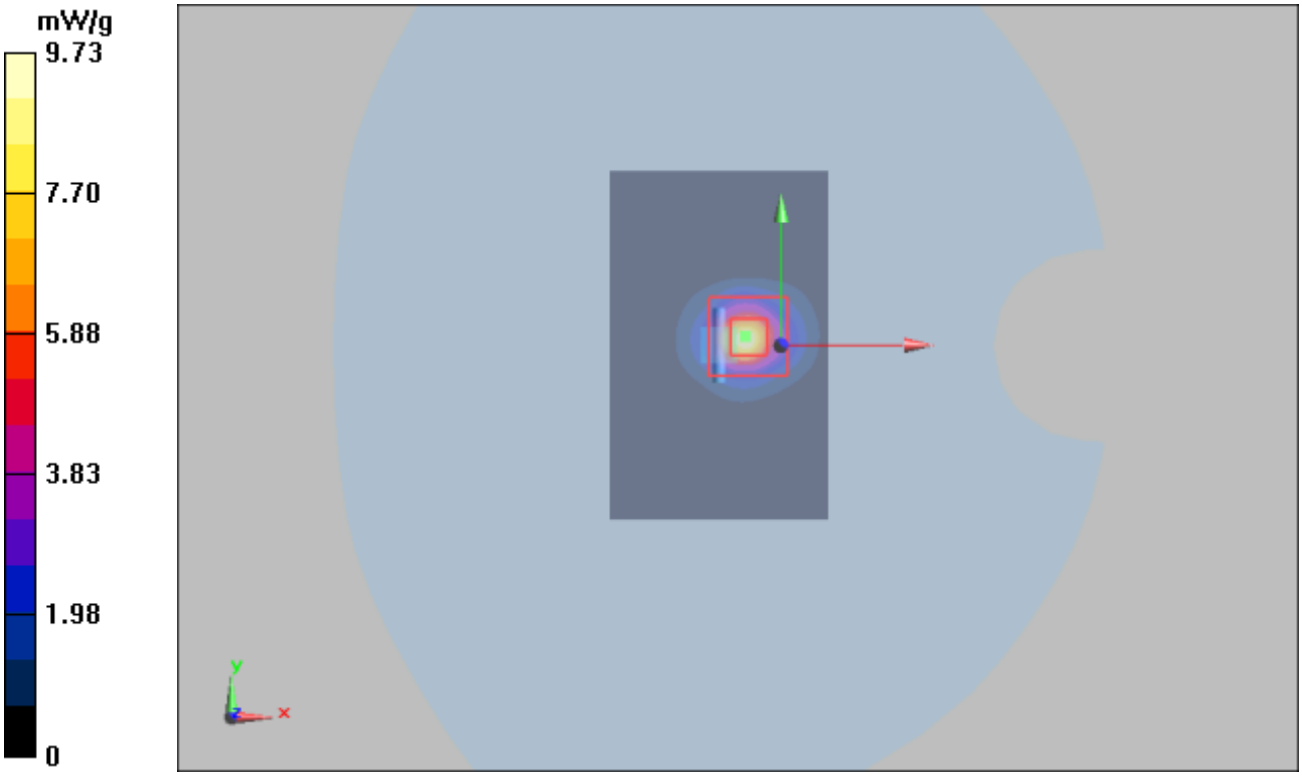

This report shall not be reproduced except in full, without the written approval of TA Technology (Shanghai) Co., Ltd.

Plot 29 System Performance Check at 5250 MHz Body TSL

DUT: Dipole 5250 MHz; Type: D5GHzV2; Serial: D5GHzV2

Date: 8/9/2019

Communication System: CW; Frequency: 5250 MHz;Duty Cycle: 1:1

Medium parameters used: f = 5250 MHz; σ = 5.32 S/m; ε_r = 48.1; ρ = 1000 kg/m^3

Ambient Temperature:22.3 ℃ Liquid Temperature: 21.5℃

Phantom section: Flat Section

DASY5 Configuration:

Sensor-Surface: 1.4mm (Mechanical Surface Detection)

Probe: EX3DV4 - SN3677; ConvF(4.93, 4.93, 4.93); Calibrated: 6/19/2019;

Electronics: DAE4 SN1291; Calibrated: 12/4/2018

Phantom: SAM1; Type: SAM; Serial: TP-1534

Measurement SW: DASY52, Version 52.10 (1); SEMCAD X Version 14.6.11 (7439)

d=10mm, Pin=100mW/Area Scan (61x101x1): Measurement grid: dx=10mm, dy=10mm

Maximum value of SAR (interpolated) = 7.69 mW/g

d=10mm, Pin=100mW/Zoom Scan (7x7x12)/Cube 0: Measurement grid: dx=4mm, dy=4mm, dz=2mm

Reference Value = 36.3 V/m; Power Drift = 0.0277 dB

Peak SAR (extrapolated) = 47.7 W/kg

SAR(1 g) = 7.46 mW/g; SAR(10 g) = 2.26 mW/g

Maximum value of SAR (measured) = 7.94 mW/g

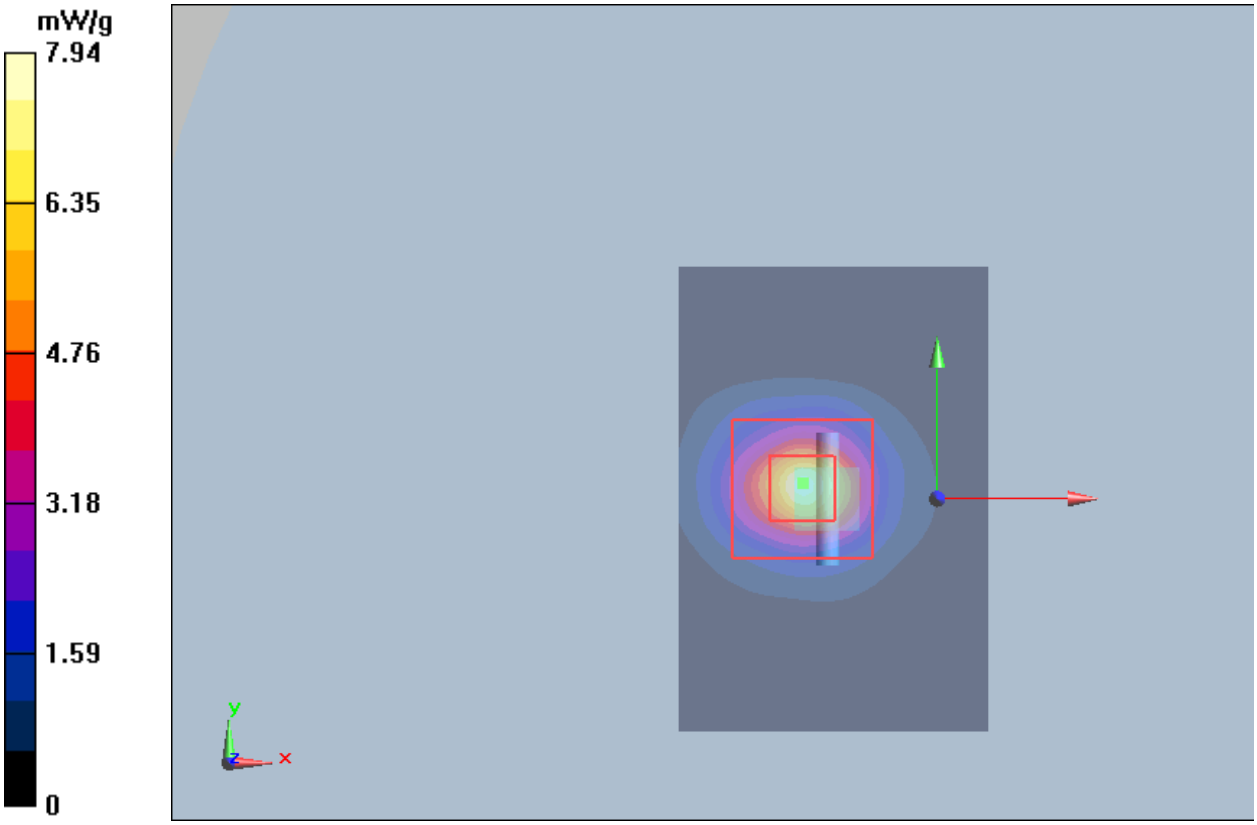

This report shall not be reproduced except in full, without the written approval of TA Technology (Shanghai) Co., Ltd.

Plot 30 System Performance Check at 5600 MHz Head TSL

DUT: Dipole 5600 MHz; Type: D5GHzV2; Serial: D5GHzV2

Date: 8/8/2019

Communication System: CW; Frequency: 5600 MHz;Duty Cycle: 1:1

Medium parameters used: f = 5600 MHz; σ = 5.21 S/m; ε_r = 34.2; ρ = 1000 kg/m^3

Ambient Temperature:22.3 ℃ Liquid Temperature: 21.5℃

Phantom section: Flat Section

DASY5 Configuration:

Sensor-Surface: 1.4mm (Mechanical Surface Detection)

Probe: EX3DV4 - SN3677; ConvF(4.90, 4.90, 4.90); Calibrated: 6/19/2019;

Electronics: DAE4 SN1291; Calibrated: 12/4/2018

Phantom: SAM1; Type: SAM; Serial: TP-1534

Measurement SW: DASY52, Version 52.10 (1); SEMCAD X Version 14.6.11 (7439)

d=10mm, Pin=100mW/Area Scan (61x101x1): Measurement grid: dx=10mm, dy=10mm

Maximum value of SAR (interpolated) = 8.25 mW/g

d=10mm, Pin=100mW/Zoom Scan (7x7x12)/Cube 0: Measurement grid: dx=4mm, dy=4mm, dz=2mm

Reference Value = 23.1 V/m; Power Drift = -0.028 dB

Peak SAR (extrapolated) = 22.9 W/kg

SAR(1 g) = 7.67 mW/g; SAR(10 g) = 2.27 mW/g

Maximum value of SAR (measured) = 8.67 mW/g

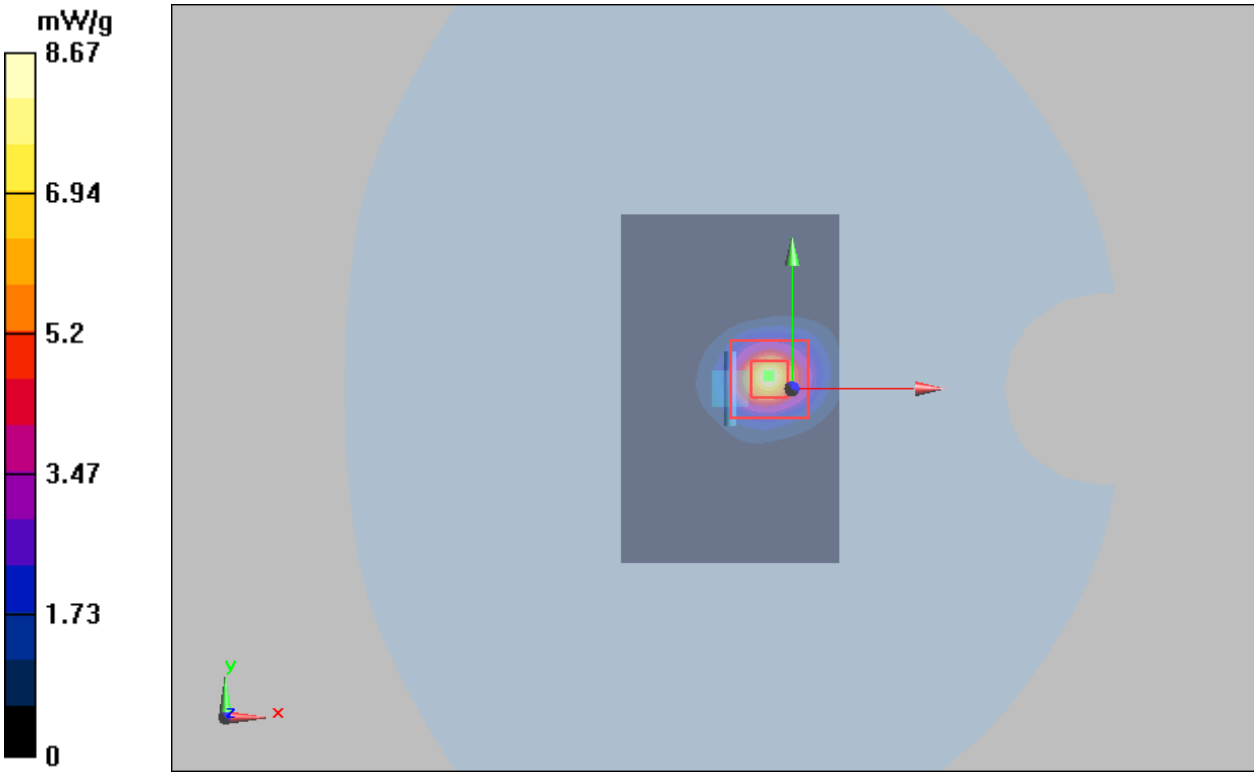

This report shall not be reproduced except in full, without the written approval of TA Technology (Shanghai) Co., Ltd.

Plot 31 System Performance Check at 5600 MHz Body TSL

DUT: Dipole 5600 MHz; Type: D5GHzV2; Serial: D5GHzV2

Date: 8/11/2019

Communication System: CW; Frequency: 5600 MHz;Duty Cycle: 1:1

Medium parameters used: f = 5600 MHz; σ = 5.78 S/m; ε_r = 47.9; ρ = 1000 kg/m^3

Ambient Temperature:22.3 ℃ Liquid Temperature: 21.5℃

Phantom section: Flat Section

DASY5 Configuration:

Sensor-Surface: 1.4mm (Mechanical Surface Detection)

Probe: EX3DV4 - SN3677; ConvF(4.24, 4.24, 4.24); Calibrated: 6/19/2019;

Electronics: DAE4 SN1291; Calibrated: 12/4/2018

Phantom: SAM1; Type: SAM; Serial: TP-1534

Measurement SW: DASY52, Version 52.10 (1); SEMCAD X Version 14.6.11 (7439)

d=10mm, Pin=100mW/Area Scan (61x101x1): Measurement grid: dx=10mm, dy=10mm

Maximum value of SAR (interpolated) = 7.84 mW/g

d=10mm, Pin=100mW/Zoom Scan (7x7x12)/Cube 0: Measurement grid: dx=4mm, dy=4mm, dz=2mm

Reference Value = 38 V/m; Power Drift = -0.018 dB

Peak SAR (extrapolated) = 22.6 W/kg

SAR(1 g) = 8.10 mW/g; SAR(10 g) = 2.11 mW/g

Maximum value of SAR (measured) = 8.585 mW/g

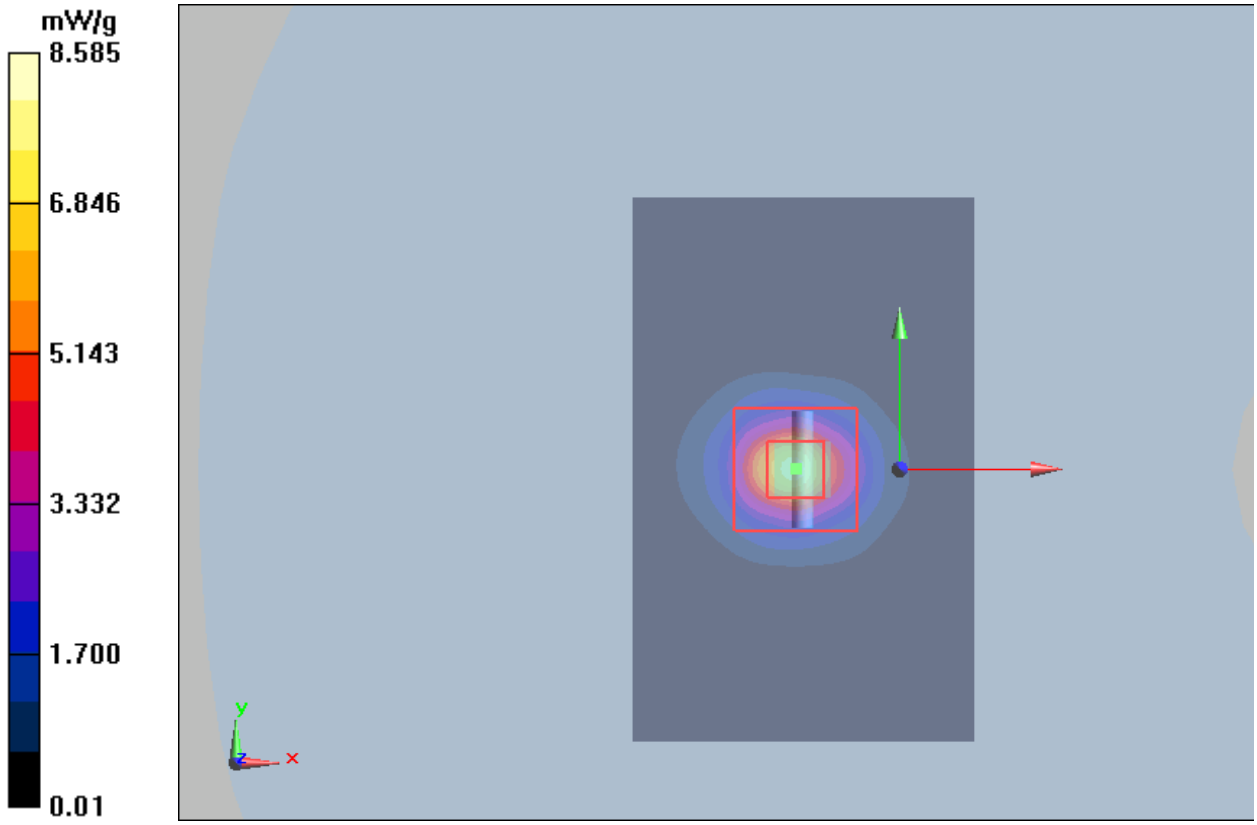

This report shall not be reproduced except in full, without the written approval of TA Technology (Shanghai) Co., Ltd.

Plot 32 System Performance Check at 5750 MHz Head TSL

DUT: Dipole 5750 MHz; Type: D5GHzV2; Serial: D5GHzV2

Date: 8/10/2019

Communication System: CW; Frequency: 5750 MHz;Duty Cycle: 1:1

Medium parameters used: f = 5750 MHz; σ = 5.21 S/m; ε_r = 34.9; ρ = 1000 kg/m^3

Ambient Temperature:22.3 ℃ Liquid Temperature: 21.5℃

Phantom section: Flat Section

DASY5 Configuration:

Sensor-Surface: 1.4mm (Mechanical Surface Detection)

Probe: EX3DV4 - SN3677; ConvF(4.99, 4.99, 4.99); Calibrated: 6/19/2019;

Electronics: DAE4 SN1291; Calibrated: 12/4/2018

Phantom: SAM1; Type: SAM; Serial: TP-1534

Measurement SW: DASY52, Version 52.10 (1); SEMCAD X Version 14.6.11 (7439)

d=10mm, Pin=100mW/Area Scan (61x101x1): Measurement grid: dx=10mm, dy=10mm

Maximum value of SAR (interpolated) = 8.31 mW/g

d=10mm, Pin=100mW/Zoom Scan (7x7x12)/Cube 0: Measurement grid: dx=4mm, dy=4mm, dz=2mm

Reference Value = 23.1 V/m; Power Drift = 0.044 dB

Peak SAR (extrapolated) = 23.4 W/kg

SAR(1 g) = 7.66 mW/g; SAR(10 g) = 2.27 mW/g

Maximum value of SAR (measured) = 8.976 mW/g

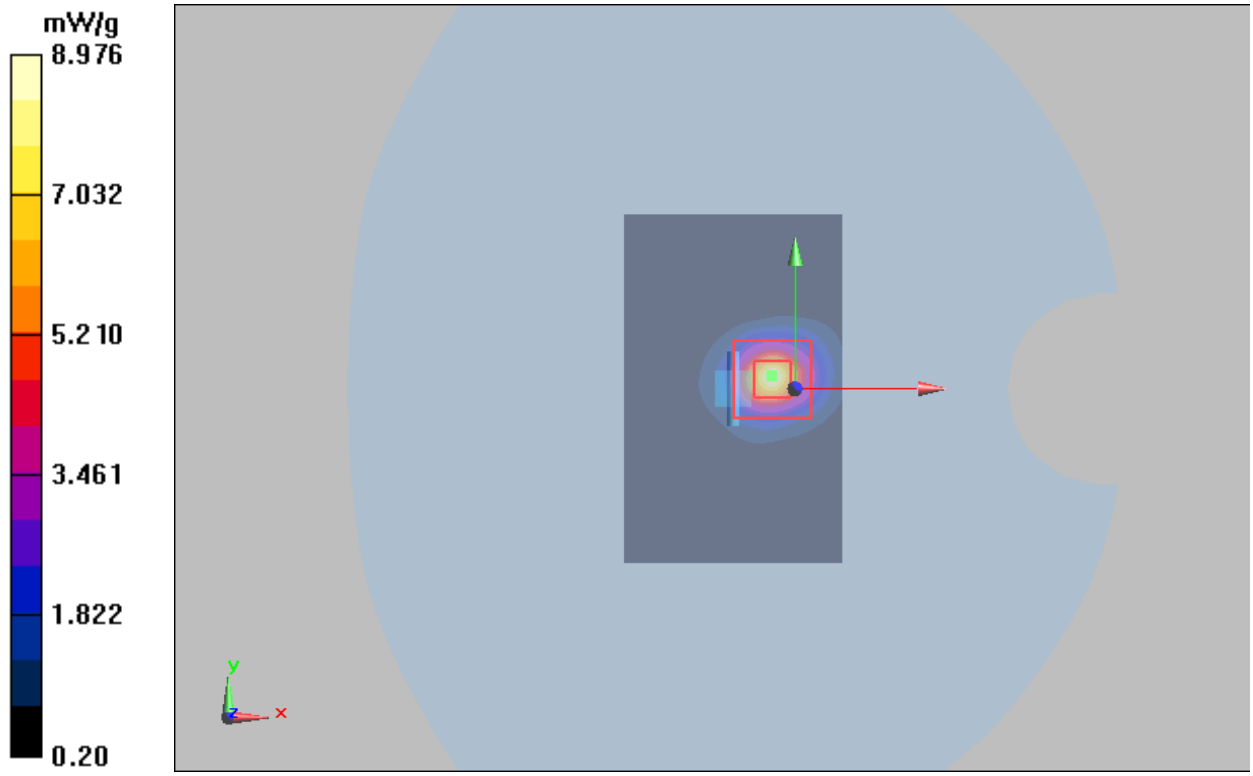

This report shall not be reproduced except in full, without the written approval of TA Technology (Shanghai) Co., Ltd.

Plot 33 System Performance Check at 5750 MHz Body TSL

DUT: Dipole 5750 MHz; Type: D5GHzV2; Serial: D5GHzV2

Date: 8/10/2019

Communication System: CW; Frequency: 5750 MHz;Duty Cycle: 1:1

Medium parameters used: f = 5750 MHz; σ = 6.14 S/m; ε_r = 47.6; ρ = 1000 kg/m^3

Ambient Temperature:22.3 ℃ Liquid Temperature: 21.5℃

Phantom section: Flat Section

DASY5 Configuration:

Sensor-Surface: 1.4mm (Mechanical Surface Detection)

Probe: EX3DV4 - SN3677; ConvF(4.35, 4.35, 4.35); Calibrated: 6/19/2019;

Electronics: DAE4 SN1291; Calibrated: 12/4/2018

Phantom: SAM1; Type: SAM; Serial: TP-1534

Measurement SW: DASY52, Version 52.10 (1); SEMCAD X Version 14.6.11 (7439)

d=10mm, Pin=100mW/Area Scan (61x101x1): Measurement grid: dx=10mm, dy=10mm

Maximum value of SAR (interpolated) = 7.84 mW/g

d=10mm, Pin=100mW/Zoom Scan (7x7x12)/Cube 0: Measurement grid: dx=4mm, dy=4mm, dz=2mm

Reference Value = 38 V/m; Power Drift = -0.018 dB

Peak SAR (extrapolated) = 22.6 W/kg

SAR(1 g) = 7.15 mW/g; SAR(10 g) = 1.99 mW/g

Maximum value of SAR (measured) = 8.58 mW/g

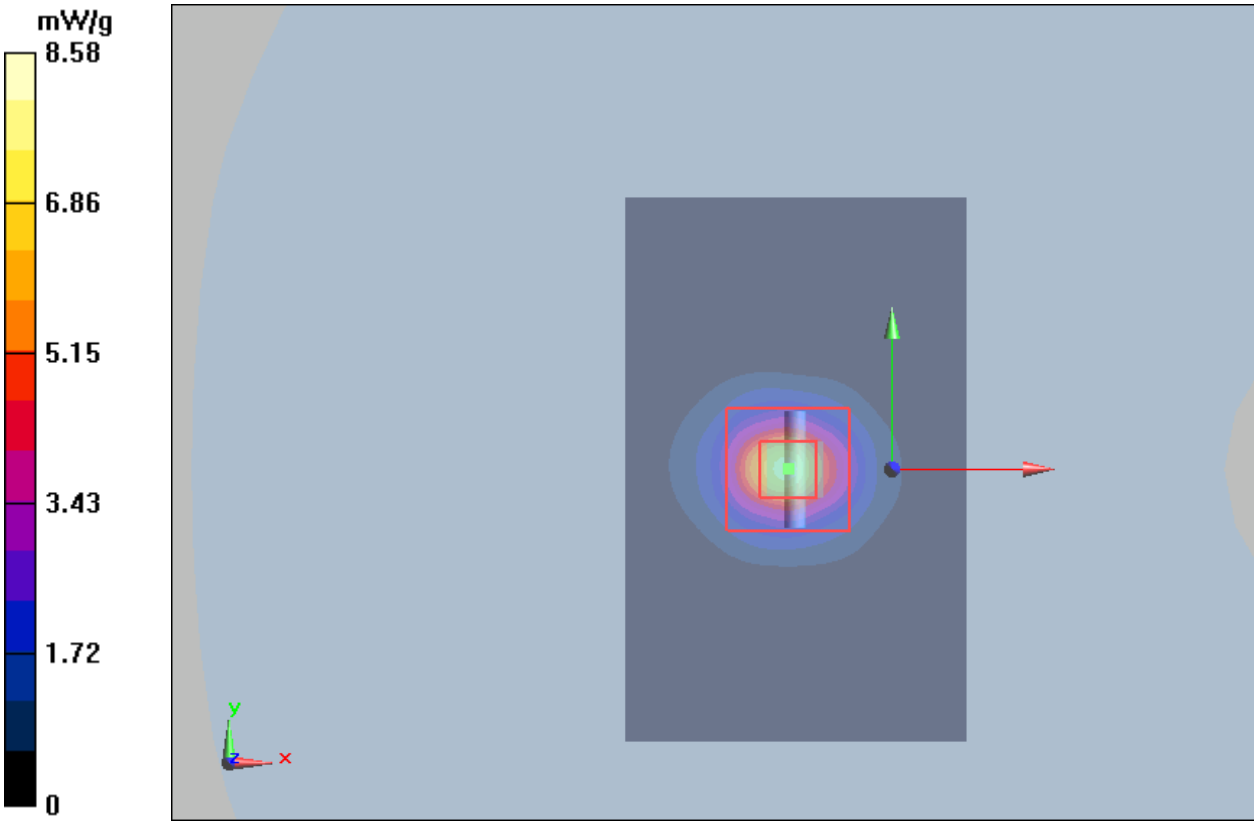

This report shall not be reproduced except in full, without the written approval of TA Technology (Shanghai) Co., Ltd.

ANNEX C: Highest Graph Results

Main-Antenna

Plot 34 GSM 850 Right Cheek Middle

Date: 7/19/2019

Communication System: UID 0, GSM 850 (0); Frequency: 836.6 MHz;Duty Cycle: 1:8.30042

Medium parameters used: f = 837 MHz; σ = 0.923 S/m; ε_r = 42.201; ρ = 1000 kg/m^3

Ambient Temperature:22.3 ℃ Liquid Temperature: 21.5℃

Phantom section: Right Section

DASY5 Configuration:

Sensor-Surface: 4mm (Mechanical Surface Detection)

Probe: EX3DV4 - SN3677; ConvF(9.20, 9.20, 9.20); Calibrated: 6/19/2019;

Electronics: DAE4 SN1291; Calibrated: 12/4/2018

Phantom: SAM1; Type: SAM; Serial: TP-1534

Measurement SW: DASY52, Version 52.10 (1); SEMCAD X Version 14.6.11 (7439)

Right Cheek Middle/Area Scan (71x131x1): Interpolated grid: dx=15 mm, dy=15 mm

Maximum value of SAR (interpolated) = 0.254 W/kg

Right Cheek Middle/Zoom Scan (5x5x7)/Cube 0: Measurement grid: dx=8mm, dy=8mm, dz=5mm

Reference Value = 7.083 V/m; Power Drift = 0.024 dB

Peak SAR (extrapolated) = 0.308 W/kg

SAR(1 g) = 0.236 W/kg; SAR(10 g) = 0.174 W/kg

Maximum value of SAR (measured) = 0.249 W/kg



This report shall not be reproduced except in full, without the written approval of TA Technology (Shanghai) Co., Ltd.

Plot 35 GSM 850 Right Cheek Middle(best acoustic position)

Date: 7/19/2019

Communication System: UID 0, GSM 850 (0); Frequency: 836.6 MHz;Duty Cycle: 1:8.30042

Medium parameters used: f = 837 MHz; σ = 0.923 S/m; ε_r = 42.201; ρ = 1000 kg/m^3

Ambient Temperature:22.3 ℃ Liquid Temperature: 21.5℃

Phantom section: Right Section

DASY5 Configuration:

Sensor-Surface: 4mm (Mechanical Surface Detection)

Probe: EX3DV4 - SN3677; ConvF(9.20, 9.20, 9.20); Calibrated: 6/19/2019;

Electronics: DAE4 SN1291; Calibrated: 12/4/2018

Phantom: SAM1; Type: SAM; Serial: TP-1534

Measurement SW: DASY52, Version 52.10 (1); SEMCAD X Version 14.6.11 (7439)

Right Cheek Middle/Area Scan (71x131x1): Interpolated grid: dx=15 mm, dy=15 mm

Maximum value of SAR (interpolated) = 0.304 W/kg

Right Cheek Middle/Zoom Scan (5x5x7)/Cube 0: Measurement grid: dx=8mm, dy=8mm, dz=5mm

Reference Value = 7.081 V/m; Power Drift = 0.047 dB

Peak SAR (extrapolated) = 0.379 W/kg

SAR(1 g) = 0.283 W/kg; SAR(10 g) = 0.200 W/kg

Maximum value of SAR (measured) = 0.301 W/kg

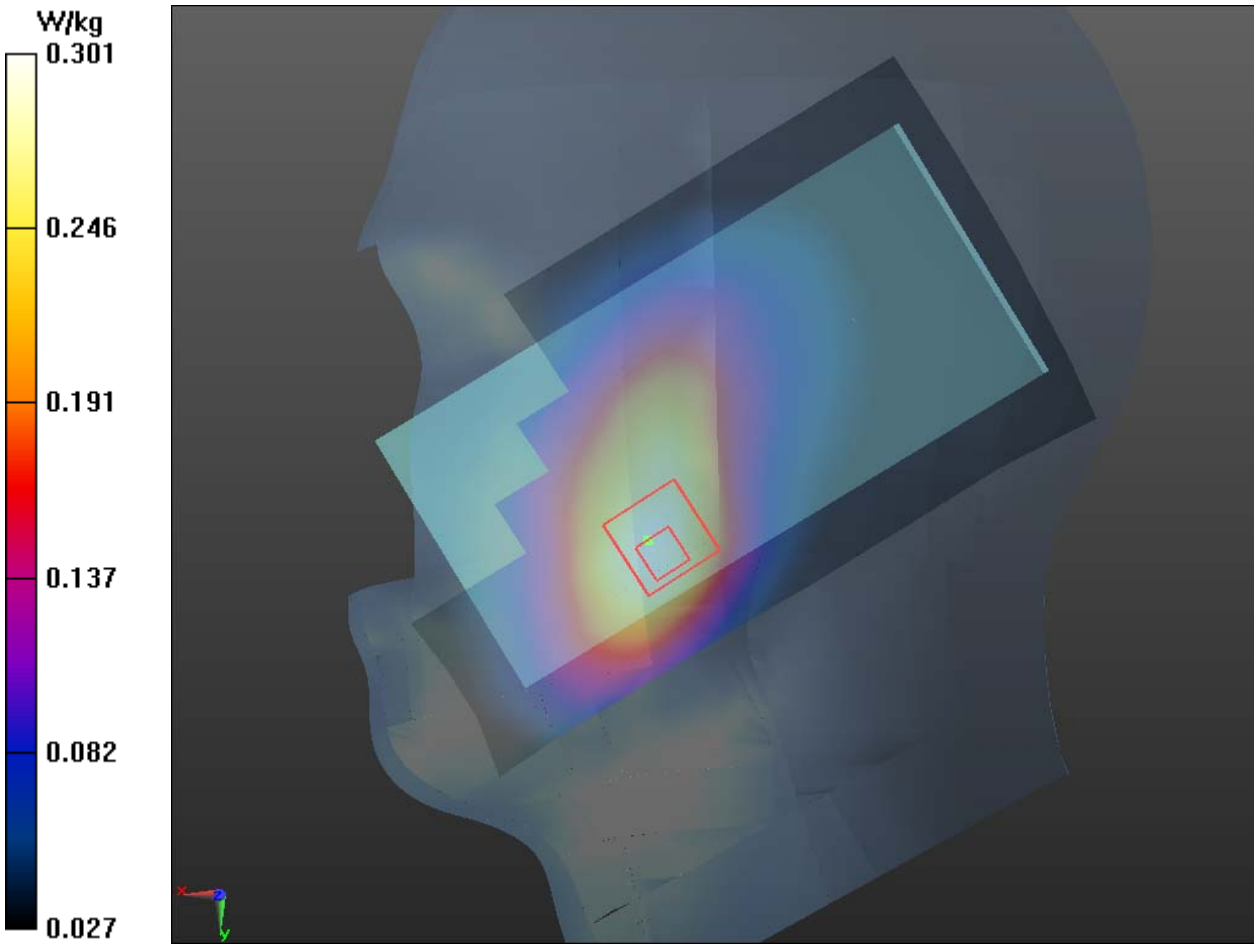

This report shall not be reproduced except in full, without the written approval of TA Technology (Shanghai) Co., Ltd.

Plot 36 GSM 850 Back Side Middle (Distance 15mm)

Date: 7/23/2019

Communication System: UID 0, GSM 850 (0); Frequency: 836.6 MHz;Duty Cycle: 1:8.30042

Medium parameters used: f = 837 MHz; σ = 0.923 S/m; ε_r = 42.201; ρ = 1000 kg/m^3

Ambient Temperature:22.3 ℃ Liquid Temperature: 21.5℃

Phantom section: Flat Section

DASY5 Configuration:

Sensor-Surface: 4mm (Mechanical Surface Detection)

Probe: EX3DV4 - SN3677; ConvF(9.40, 9.40, 9.40); Calibrated: 6/19/2019;

Electronics: DAE4 SN1291; Calibrated: 12/4/2018

Phantom: SAM1; Type: SAM; Serial: TP-1534

Measurement SW: DASY52, Version 52.10 (1); SEMCAD X Version 14.6.11 (7439)

Back side Middle/Area Scan (71x131x1): Interpolated grid: dx=, dy=

Maximum value of SAR (interpolated) = 0.254 W/kg

Back side Middle/Zoom Scan (5x5x7)/Cube 0: Measurement grid: dx=8mm, dy=8mm, dz=5mm

Reference Value = 14.33 V/m; Power Drift = -0.100 dB

Peak SAR (extrapolated) = 0.312 W/kg

SAR(1 g) = 0.234 W/kg; SAR(10 g) = 0.175 W/kg

Maximum value of SAR (measured) = 0.254 W/kg

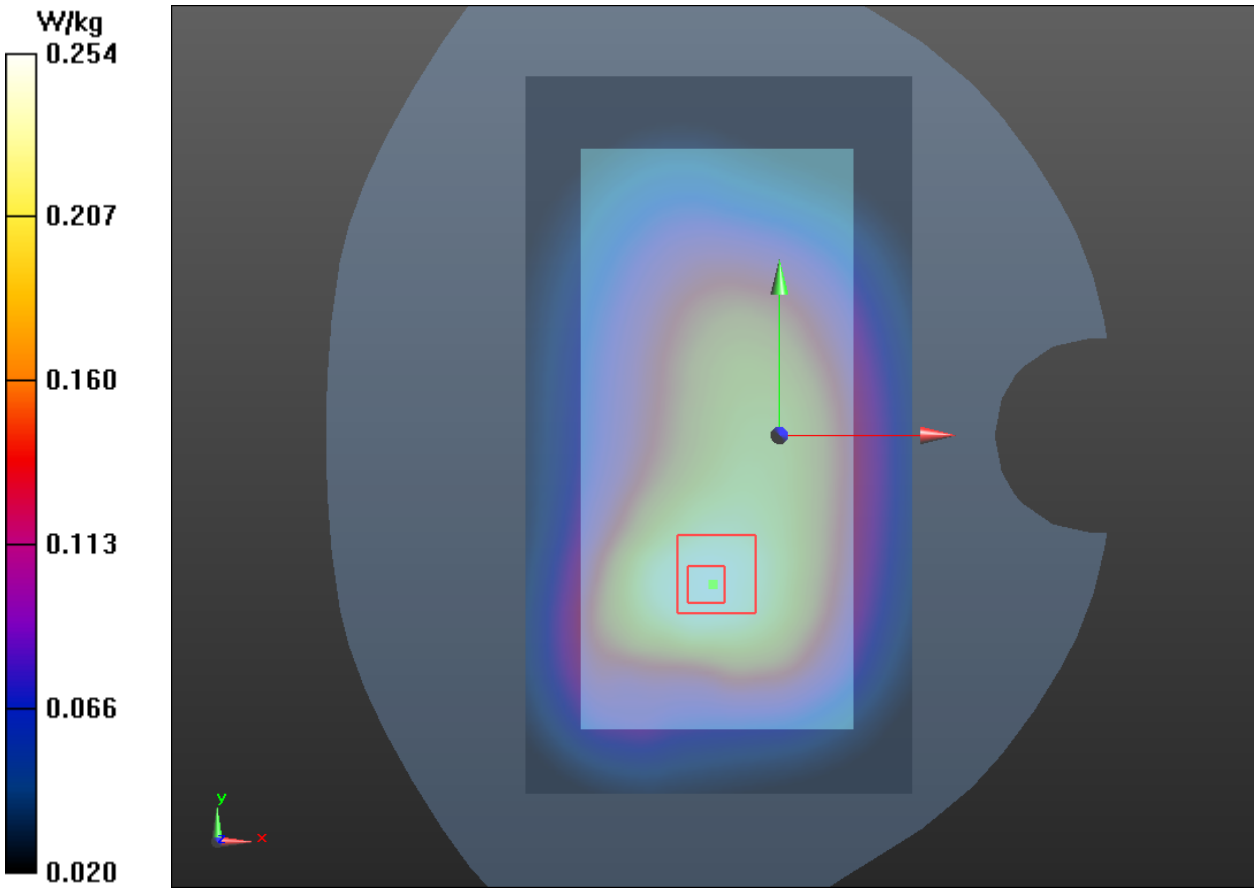

This report shall not be reproduced except in full, without the written approval of TA Technology (Shanghai) Co., Ltd.

Plot 37 GSM 850 GPRS (2Txslots) Back Side Middle (Distance 10mm)

Date: 7/23/2019

Communication System: UID 0, GPRS 2TX (0); Frequency: 836.6 MHz;Duty Cycle: 1:4.14954

Medium parameters used: f = 837 MHz; σ = 0.923 S/m; ε_r = 42.201; ρ = 1000 kg/m^3

Ambient Temperature:22.3 ℃ Liquid Temperature: 21.5℃

Phantom section: Flat Section

DASY5 Configuration:

Sensor-Surface: 4mm (Mechanical Surface Detection)

Probe: EX3DV4 - SN3677; ConvF(9.40, 9.40, 9.40); Calibrated: 6/19/2019;

Electronics: DAE4 SN1291; Calibrated: 12/4/2018

Phantom: SAM1; Type: SAM; Serial: TP-1534

Measurement SW: DASY52, Version 52.10 (1); SEMCAD X Version 14.6.11 (7439)

Back Side Middle/Area Scan (71x121x1): Interpolated grid: dx=15 mm, dy=15 mm

Maximum value of SAR (interpolated) = 0.493 W/kg

Back Side Middle/Zoom Scan (5x5x7)/Cube 0: Measurement grid: dx=8mm, dy=8mm, dz=5mm

Reference Value = 14.69 V/m; Power Drift = 0.020 dB

Peak SAR (extrapolated) = 0.650 W/kg

SAR(1 g) = 0.465 W/kg; SAR(10 g) = 0.319 W/kg

Maximum value of SAR (measured) = 0.497 W/kg

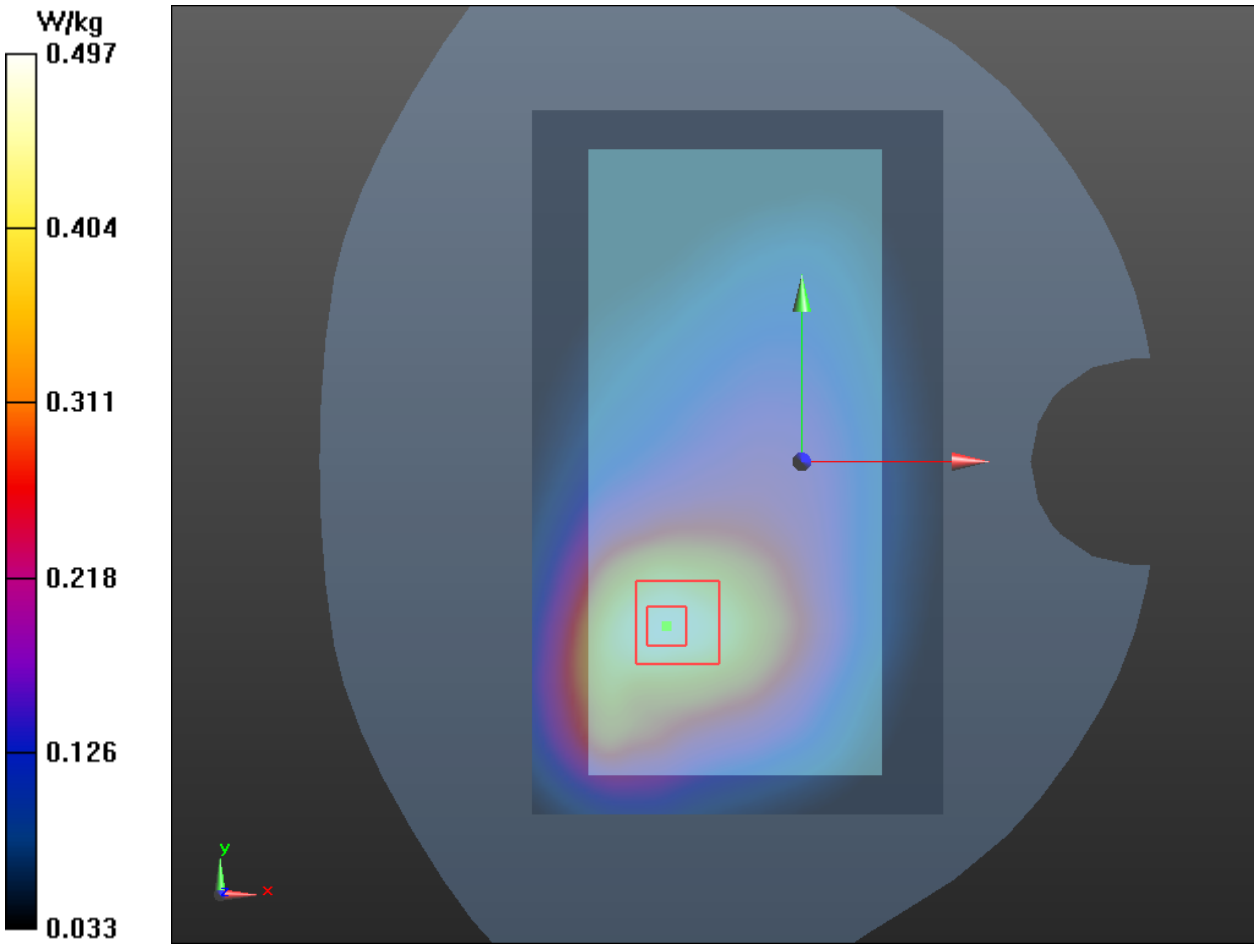

This report shall not be reproduced except in full, without the written approval of TA Technology (Shanghai) Co., Ltd.

Plot 38 GSM 1900 Right Cheek Middle

Date: 8/3/2019

Communication System: UID 0, GSM 1900 (0); Frequency: 1880 MHz;Duty Cycle: 1:8.30042

Medium parameters used: f = 1880 MHz; σ = 1.42 S/m; ε_r = 38.948; ρ = 1000 kg/m^3

Ambient Temperature:22.3 ℃ Liquid Temperature: 21.5℃

Phantom section: Right Section

DASY5 Configuration:

Sensor-Surface: 4mm (Mechanical Surface Detection)

Probe: EX3DV4 - SN3677; ConvF(7.79, 7.79, 7.79); Calibrated: 6/19/2019;

Electronics: DAE4 SN1291; Calibrated: 12/4/2018

Phantom: SAM1; Type: SAM; Serial: TP-1534

Measurement SW: DASY52, Version 52.10 (1); SEMCAD X Version 14.6.11 (7439)

Right Cheek Middle/Area Scan (71x131x1): Interpolated grid: dx=15 mm, dy=15 mm

Maximum value of SAR (interpolated) = 0.225 W/kg

Right Cheek Middle/Zoom Scan (5x5x7)/Cube 0: Measurement grid: dx=8mm, dy=8mm, dz=5mm

Reference Value = 2.249 V/m; Power Drift = 0.187 dB

Peak SAR (extrapolated) = 0.305 W/kg

SAR(1 g) = 0.203 W/kg; SAR(10 g) = 0.124 W/kg

Maximum value of SAR (measured) = 0.216 W/kg

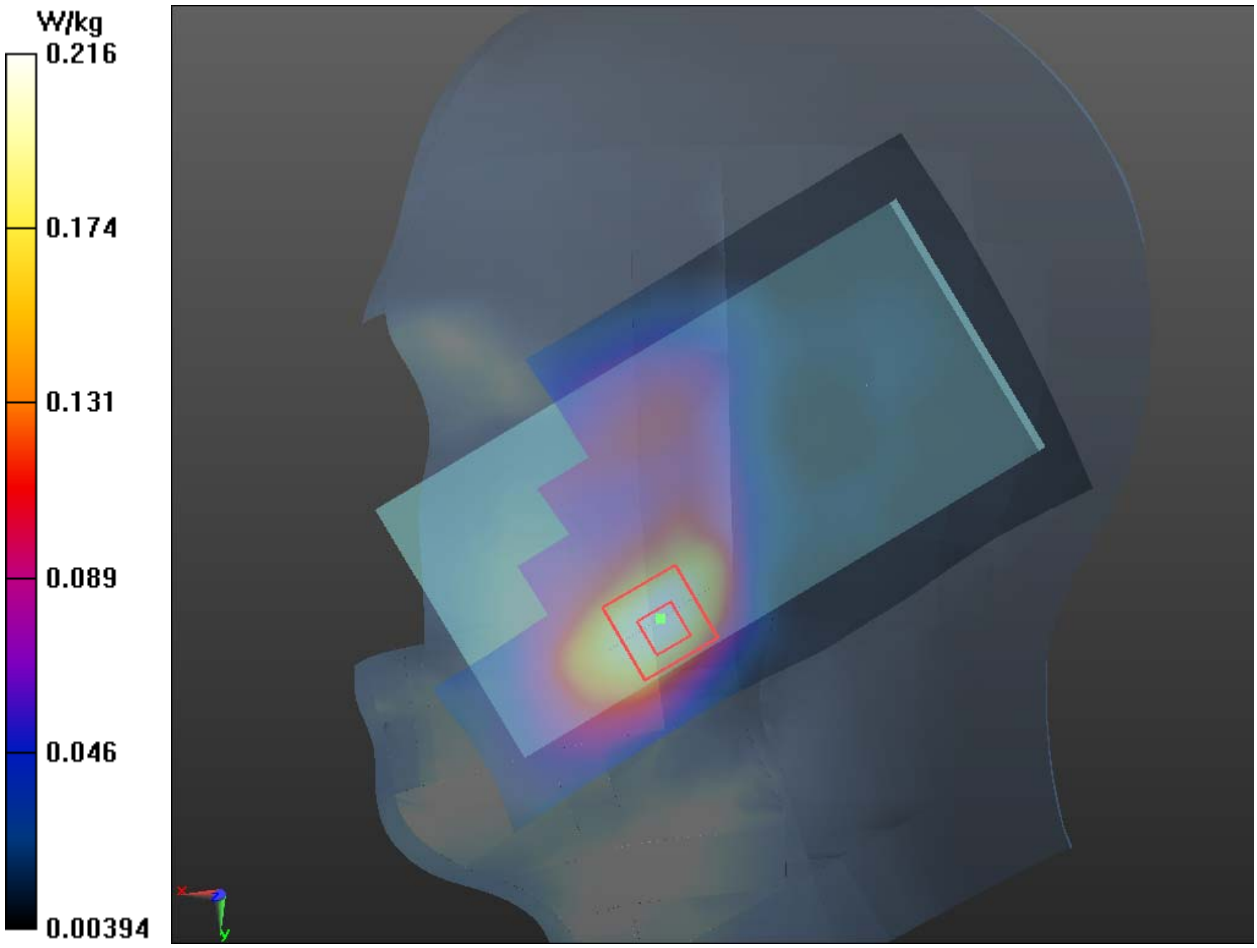

This report shall not be reproduced except in full, without the written approval of TA Technology (Shanghai) Co., Ltd.

Plot 39 GSM 1900 Right Cheek Middle (best acoustic position)

Date: 8/3/2019

Communication System: UID 0, GSM 1900 (0); Frequency: 1880 MHz;Duty Cycle: 1:8.30042

Medium parameters used: f = 1880 MHz; σ = 1.42 S/m; ε_r = 38.948; ρ = 1000 kg/m^3

Ambient Temperature:22.3 ℃ Liquid Temperature: 21.5℃

Phantom section: Right Section

DASY5 Configuration:

Sensor-Surface: 4mm (Mechanical Surface Detection)

Probe: EX3DV4 - SN3677; ConvF(7.79, 7.79, 7.79); Calibrated: 6/19/2019;

Electronics: DAE4 SN1291; Calibrated: 12/4/2018

Phantom: SAM1; Type: SAM; Serial: TP-1534

Measurement SW: DASY52, Version 52.10 (1); SEMCAD X Version 14.6.11 (7439)

Right Cheek Middle/Area Scan (71x131x1): Interpolated grid: dx=15 mm, dy=15 mm

Maximum value of SAR (interpolated) = 0.274 W/kg

Right Cheek Middle/Zoom Scan (5x5x7)/Cube 0: Measurement grid: dx=8mm, dy=8mm, dz=5mm

Reference Value = 2.581 V/m; Power Drift = 0.088 dB

Peak SAR (extrapolated) = 0.373 W/kg

SAR(1 g) = 0.249 W/kg; SAR(10 g) = 0.152 W/kg

Maximum value of SAR (measured) = 0.270 W/kg

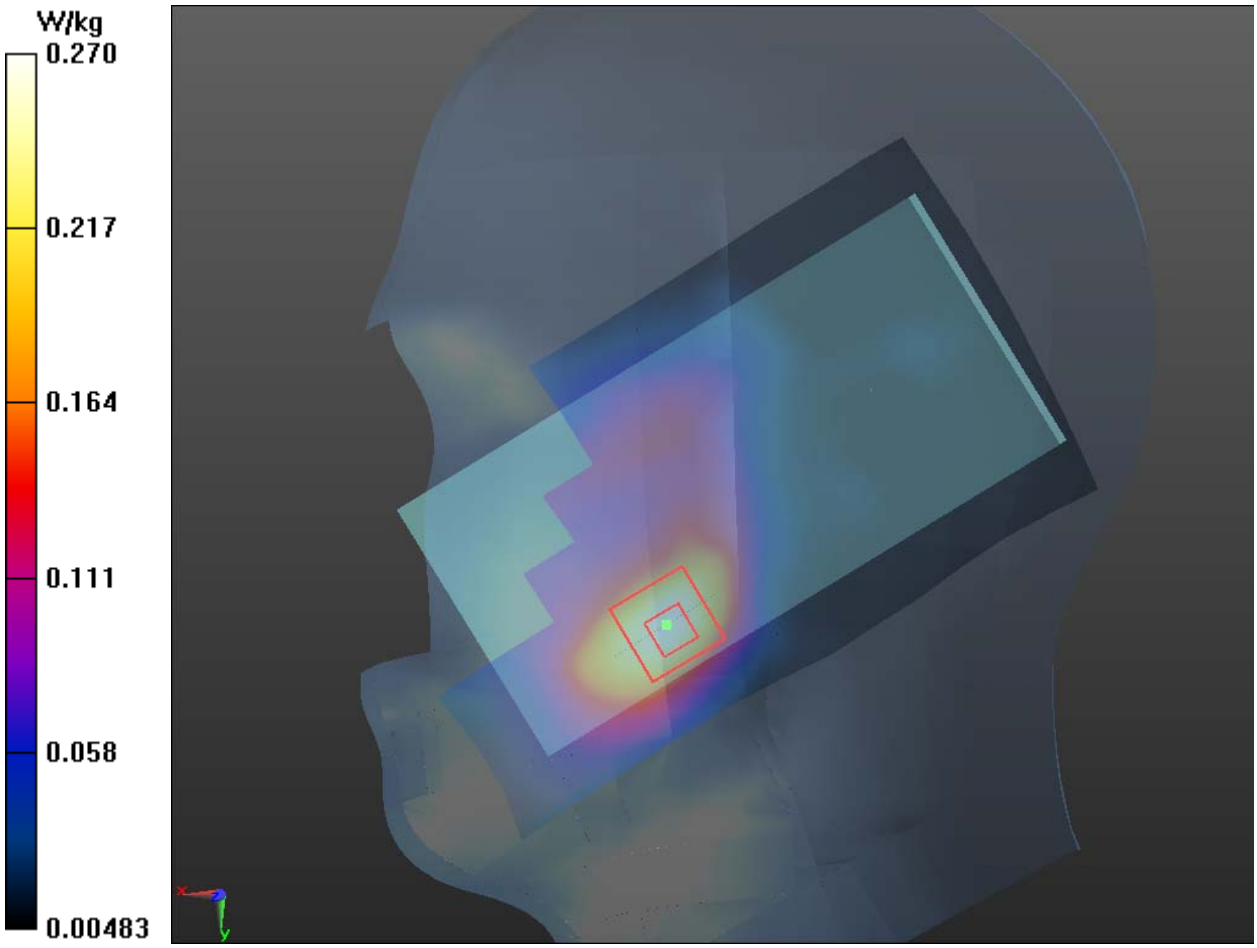

This report shall not be reproduced except in full, without the written approval of TA Technology (Shanghai) Co., Ltd.

Plot 40 GSM 1900 Back Side Middle (Distance 15mm)

Date: 7/24/2019

Communication System: UID 0, GSM 1900 (0); Frequency: 1880 MHz;Duty Cycle: 1:8.30042

Medium parameters used: f = 1880 MHz; σ = 1.42 S/m; ε_r = 38.948; ρ = 1000 kg/m^3

Ambient Temperature:22.3 ℃ Liquid Temperature: 21.5℃

Phantom section: Flat Section

DASY5 Configuration:

Sensor-Surface: 4mm (Mechanical Surface Detection)

Probe: EX3DV4 - SN3677; ConvF(7.62, 7.62, 7.62); Calibrated: 6/19/2019;

Electronics: DAE4 SN1291; Calibrated: 12/4/2018

Phantom: SAM1; Type: SAM; Serial: TP-1534

Measurement SW: DASY52, Version 52.10 (1); SEMCAD X Version 14.6.11 (7439)

Back Side Middle/Area Scan (71x141x1): Interpolated grid: dx=15 mm, dy=15 mm

Maximum value of SAR (interpolated) = 0.264 W/kg

Back Side Middle/Zoom Scan (5x5x7)/Cube 0: Measurement grid: dx=8mm, dy=8mm, dz=5mm

Reference Value = 8.746 V/m; Power Drift = 0.031 dB

Peak SAR (extrapolated) = 0.379 W/kg

SAR(1 g) = 0.238 W/kg; SAR(10 g) = 0.147 W/kg

Maximum value of SAR (measured) = 0.258 W/kg

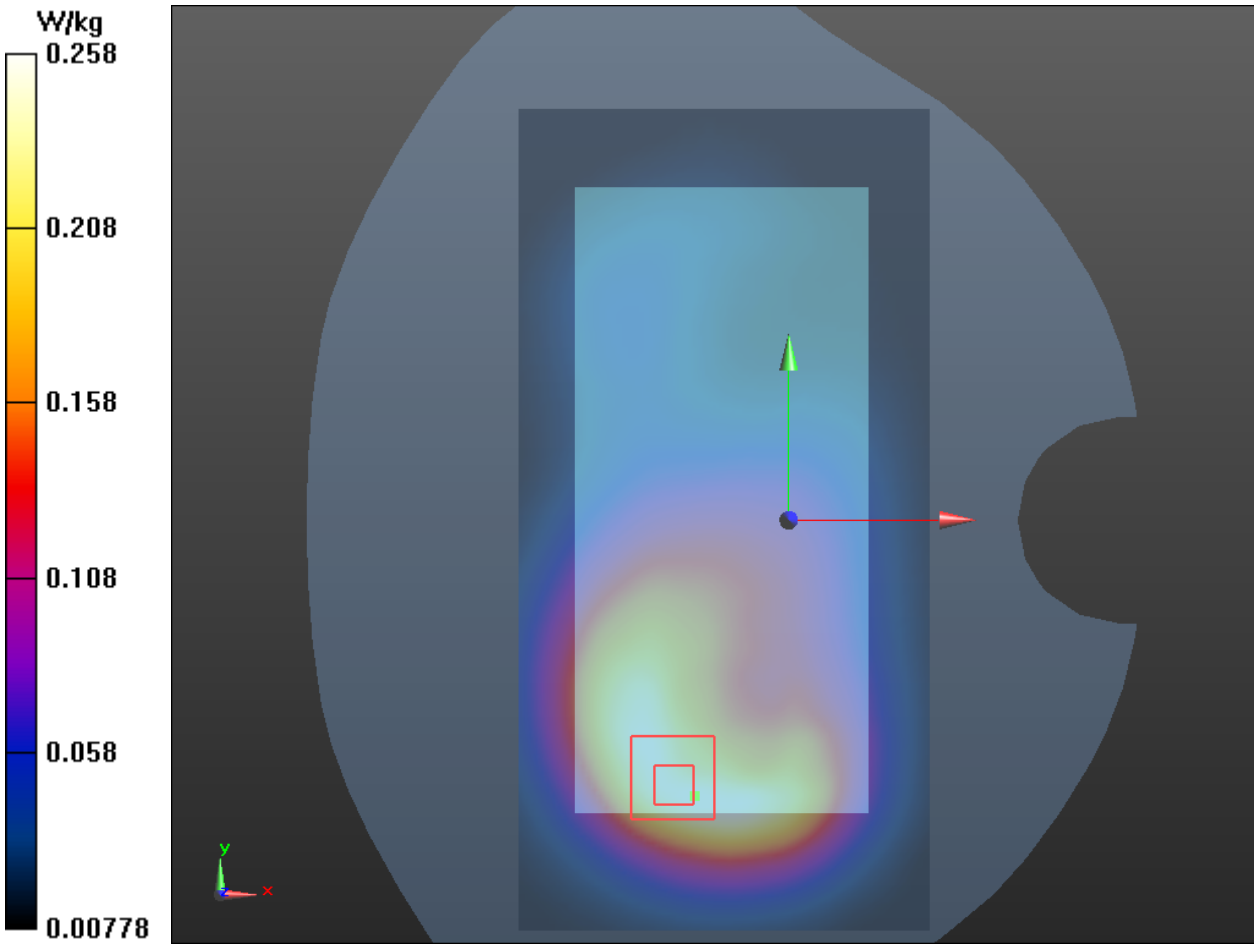

This report shall not be reproduced except in full, without the written approval of TA Technology (Shanghai) Co., Ltd.

Plot 41 GSM 1900 GPRS (2Txslots) Bottom Edge Middle (Distance 10mm)

Date: 7/24/2019

Communication System: UID 0, GSM 1900 (0); Frequency: 1880 MHz;Duty Cycle: 1:8.30042

Medium parameters used: f = 1880 MHz; σ = 1.42 S/m; ε_r = 38.948; ρ = 1000 kg/m^3

Ambient Temperature:22.3 ℃ Liquid Temperature: 21.5℃

Phantom section: Flat Section

DASY5 Configuration:

Sensor-Surface: 4mm (Mechanical Surface Detection)

Probe: EX3DV4 - SN3677; ConvF(7.62, 7.62, 7.62); Calibrated: 6/19/2019;

Electronics: DAE4 SN1291; Calibrated: 12/4/2018

Phantom: SAM1; Type: SAM; Serial: TP-1534

Measurement SW: DASY52, Version 52.10 (1); SEMCAD X Version 14.6.11 (7439)

Bottom Edge Middle/Area Scan (51x91x1): Interpolated grid: dx=10 mm, dy=10 mm

Maximum value of SAR (interpolated) = 0.152 W/kg

Bottom Edge Middle/Zoom Scan (7x7x7)/Cube 0: Measurement grid: dx=5mm, dy=5mm, dz=5mm

Reference Value = 10.16 V/m; Power Drift = -0.12 dB

Peak SAR (extrapolated) = 0.230 W/kg

SAR(1 g) = 0.133 W/kg; SAR(10 g) = 0.072 W/kg

Maximum value of SAR (measured) = 0.148 W/kg

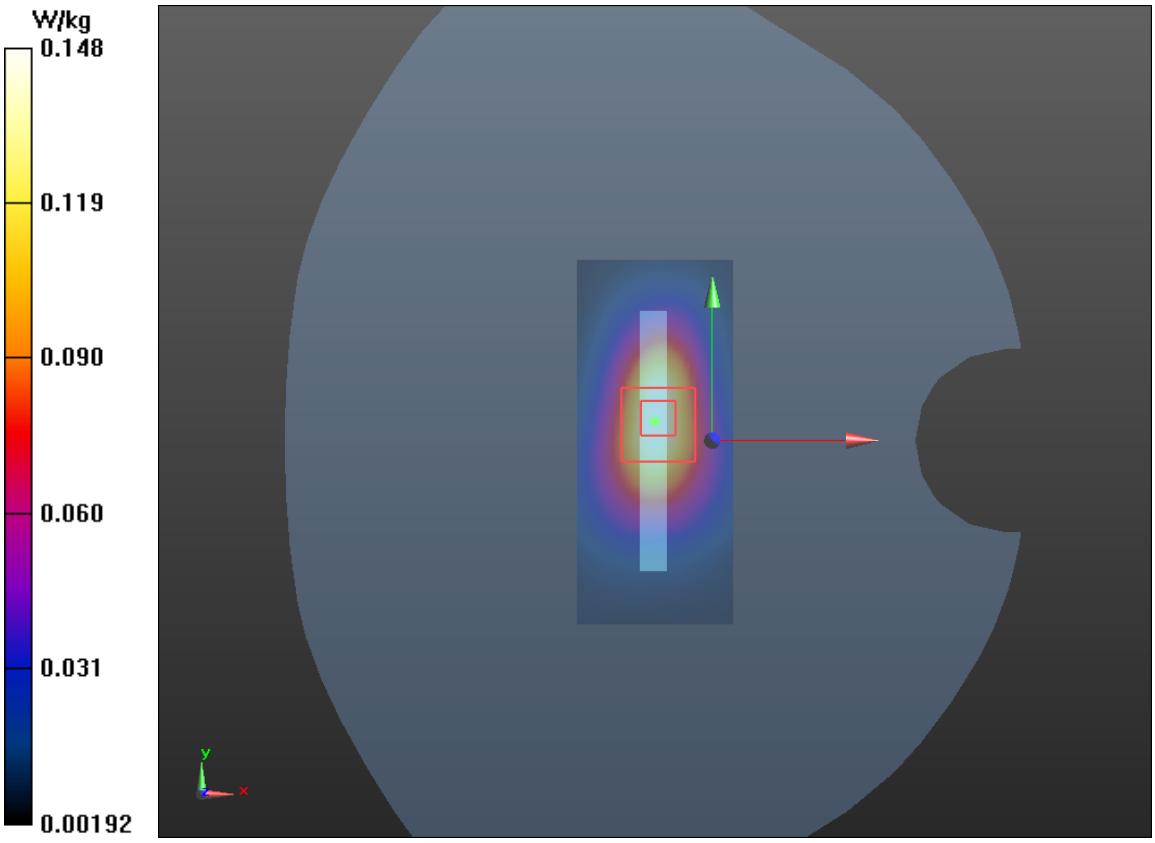

This report shall not be reproduced except in full, without the written approval of TA Technology (Shanghai) Co., Ltd.

Plot 42 UMTS Band II Right Cheek Middle

Date: 8/3/2019

Communication System: UID 0, WCDMA II (0); Frequency: 1880 MHz;Duty Cycle: 1:1

Medium parameters used: f = 1880 MHz; σ = 1.42 S/m; ε_r = 38.948; ρ = 1000 kg/m^3

Ambient Temperature:22.3 ℃ Liquid Temperature: 21.5℃

Phantom section: Right Section

DASY5 Configuration:

Sensor-Surface: 4mm (Mechanical Surface Detection)

Probe: EX3DV4 - SN3677; ConvF(7.79, 7.79, 7.79); Calibrated: 6/19/2019;

Electronics: DAE4 SN1291; Calibrated: 12/4/2018

Phantom: SAM1; Type: SAM; Serial: TP-1534

Measurement SW: DASY52, Version 52.10 (1); SEMCAD X Version 14.6.11 (7439)

Right Cheek Middle/Area Scan (71x131x1): Interpolated grid: dx=15 mm, dy=15 mm

Maximum value of SAR (interpolated) = 0.387 W/kg

Right Cheek Middle/Zoom Scan (5x5x7)/Cube 0: Measurement grid: dx=8mm, dy=8mm, dz=5mm

Reference Value = 3.227 V/m; Power Drift = 0.062 dB

Peak SAR (extrapolated) = 0.529 W/kg

SAR(1 g) = 0.351 W/kg; SAR(10 g) = 0.215 W/kg

Maximum value of SAR (measured) = 0.387 W/kg

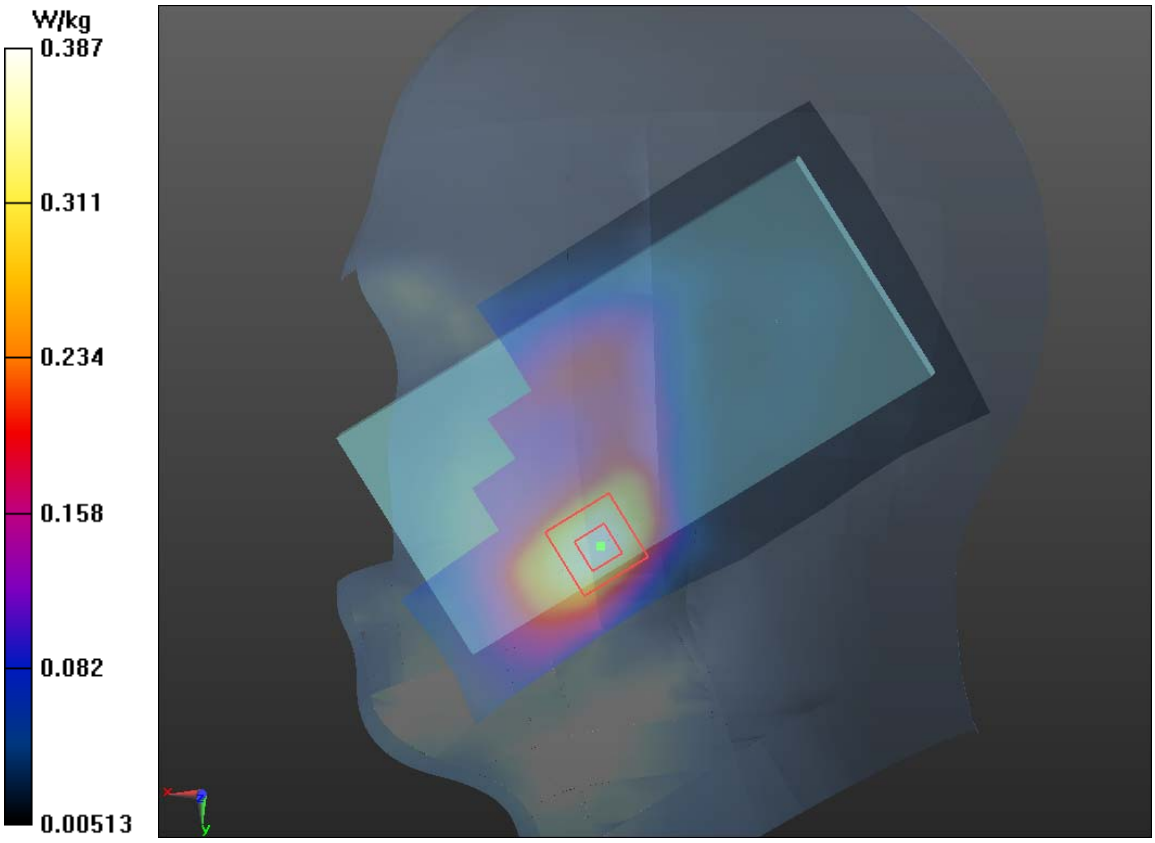

This report shall not be reproduced except in full, without the written approval of TA Technology (Shanghai) Co., Ltd.

Plot 43 UMTS Band II Right Cheek Middle (best acoustic position)

Date: 8/3/2019

Communication System: UID 0, WCDMA II (0); Frequency: 1880 MHz;Duty Cycle: 1:1

Medium parameters used: f = 1880 MHz; σ = 1.42 S/m; ε_r = 38.948; ρ = 1000 kg/m^3

Ambient Temperature:22.3 ℃ Liquid Temperature: 21.5℃

Phantom section: Right Section

DASY5 Configuration:

Sensor-Surface: 4mm (Mechanical Surface Detection)

Probe: EX3DV4 - SN3677; ConvF(7.79, 7.79, 7.79); Calibrated: 6/19/2019;

Electronics: DAE4 SN1291; Calibrated: 12/4/2018

Phantom: SAM1; Type: SAM; Serial: TP-1534

Measurement SW: DASY52, Version 52.10 (1); SEMCAD X Version 14.6.11 (7439)

Right Cheek Middle/Area Scan (71x131x1): Interpolated grid: dx=15 mm, dy=15 mm

Maximum value of SAR (interpolated) = 0.449 W/kg

Right Cheek Middle/Zoom Scan (5x5x7)/Cube 0: Measurement grid: dx=8mm, dy=8mm, dz=5mm

Reference Value = 2.817 V/m; Power Drift = 0.02 dB

Peak SAR (extrapolated) = 0.581 W/kg

SAR(1 g) = 0.397 W/kg; SAR(10 g) = 0.249 W/kg

Maximum value of SAR (measured) = 0.433 W/kg



This report shall not be reproduced except in full, without the written approval of TA Technology (Shanghai) Co., Ltd.

Plot 44 UMTS Band II Back Side iddle (Distance 15mm)

Date: 7/24/2019

Communication System: UID 0, WCDMA II (0); Frequency: 1880 MHz;Duty Cycle: 1:1

Medium parameters used: f = 1880 MHz; σ = 1.42 S/m; ε_r = 38.948; ρ = 1000 kg/m^3

Ambient Temperature:22.3 ℃ Liquid Temperature: 21.5℃

Phantom section: Flat Section

DASY5 Configuration:

Sensor-Surface: 4mm (Mechanical Surface Detection)

Probe: EX3DV4 - SN3677; ConvF(7.62, 7.62, 7.62); Calibrated: 6/19/2019;

Electronics: DAE4 SN1291; Calibrated: 12/4/2018

Phantom: SAM1; Type: SAM; Serial: TP-1534

Measurement SW: DASY52, Version 52.10 (1); SEMCAD X Version 14.6.11 (7439)

Back Side Middle/Area Scan (71x141x1): Interpolated grid: dx=15 mm, dy=15 mm

Maximum value of SAR (interpolated) = 0.552 W/kg

Back Side Middle/Zoom Scan (5x5x7)/Cube 0: Measurement grid: dx=8mm, dy=8mm, dz=5mm

Reference Value = 9.068 V/m; Power Drift = 0.02 dB

Peak SAR (extrapolated) = 0.815 W/kg

SAR(1 g) = 0.514 W/kg; SAR(10 g) = 0.315 W/kg

Maximum value of SAR (measured) = 0.553 W/kg

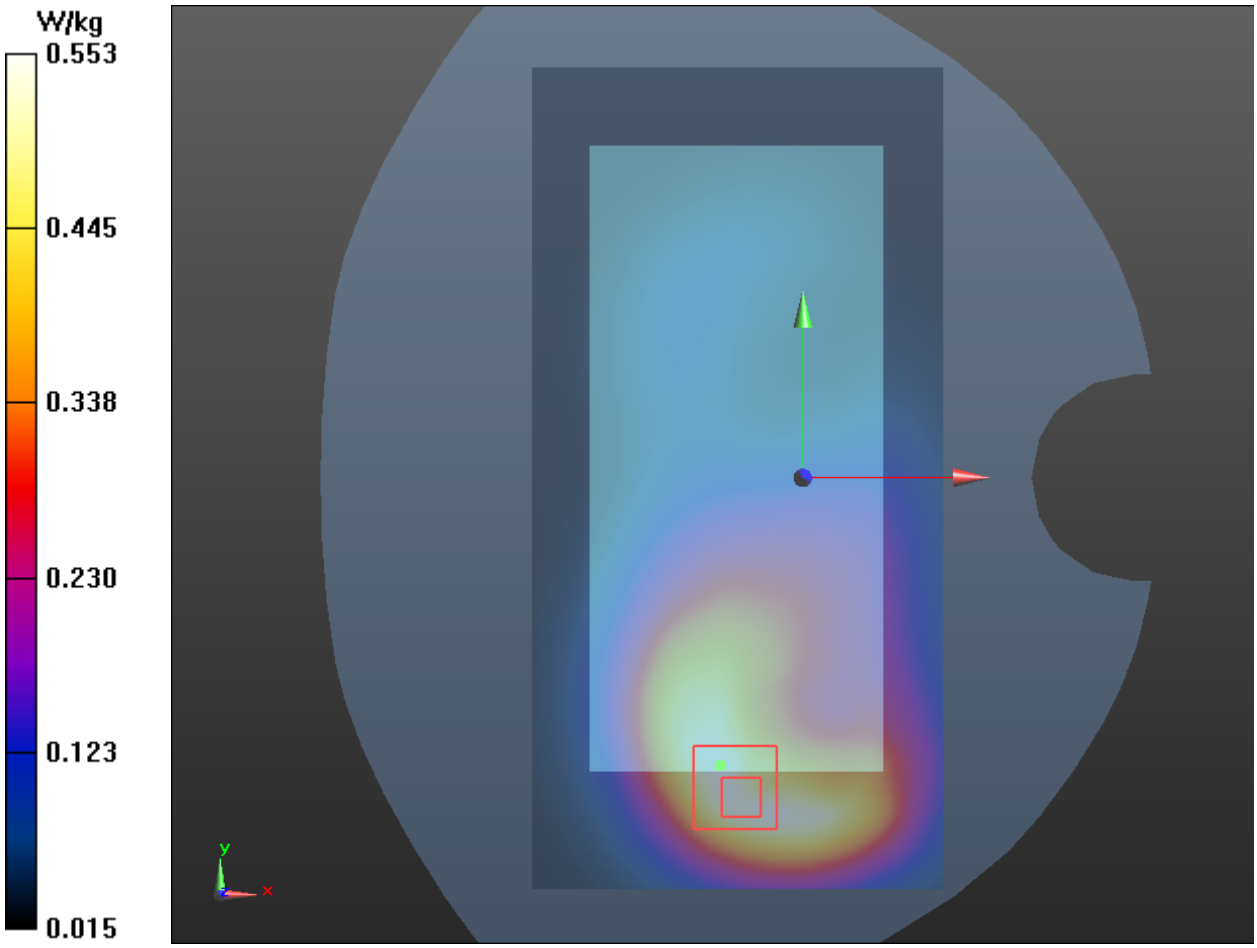

This report shall not be reproduced except in full, without the written approval of TA Technology (Shanghai) Co., Ltd.

Plot 45 UMTS Band II Bottom Edge Middle (Distance 10mm)

Date: 7/24/2019

Communication System: UID 0, WCDMA II (0); Frequency: 1880 MHz;Duty Cycle: 1:1

Medium parameters used: f = 1880 MHz; σ = 1.42 S/m; ε_r = 38.948; ρ = 1000 kg/m^3

Ambient Temperature:22.3 ℃ Liquid Temperature: 21.5℃

Phantom section: Flat Section

DASY5 Configuration:

Sensor-Surface: 4mm (Mechanical Surface Detection)

Probe: EX3DV4 - SN3677; ConvF(7.62, 7.62, 7.62); Calibrated: 6/19/2019;

Electronics: DAE4 SN1291; Calibrated: 12/4/2018

Phantom: SAM1; Type: SAM; Serial: TP-1534

Measurement SW: DASY52, Version 52.10 (1); SEMCAD X Version 14.6.11 (7439)

Bottom Edge Middle /Area Scan (51x91x1): Interpolated grid: dx=10 mm, dy=10 mm

Maximum value of SAR (interpolated) = 0.722 W/kg

Bottom Edge Middle /Zoom Scan (7x7x7)/Cube 0: Measurement grid: dx=5mm, dy=5mm, dz=5mm

Reference Value = 20.36 V/m; Power Drift = 0.18 dB

Peak SAR (extrapolated) = 1.12 W/kg

SAR(1 g) = 0.645 W/kg; SAR(10 g) = 0.355 W/kg

Maximum value of SAR (measured) = 0.718 W/kg

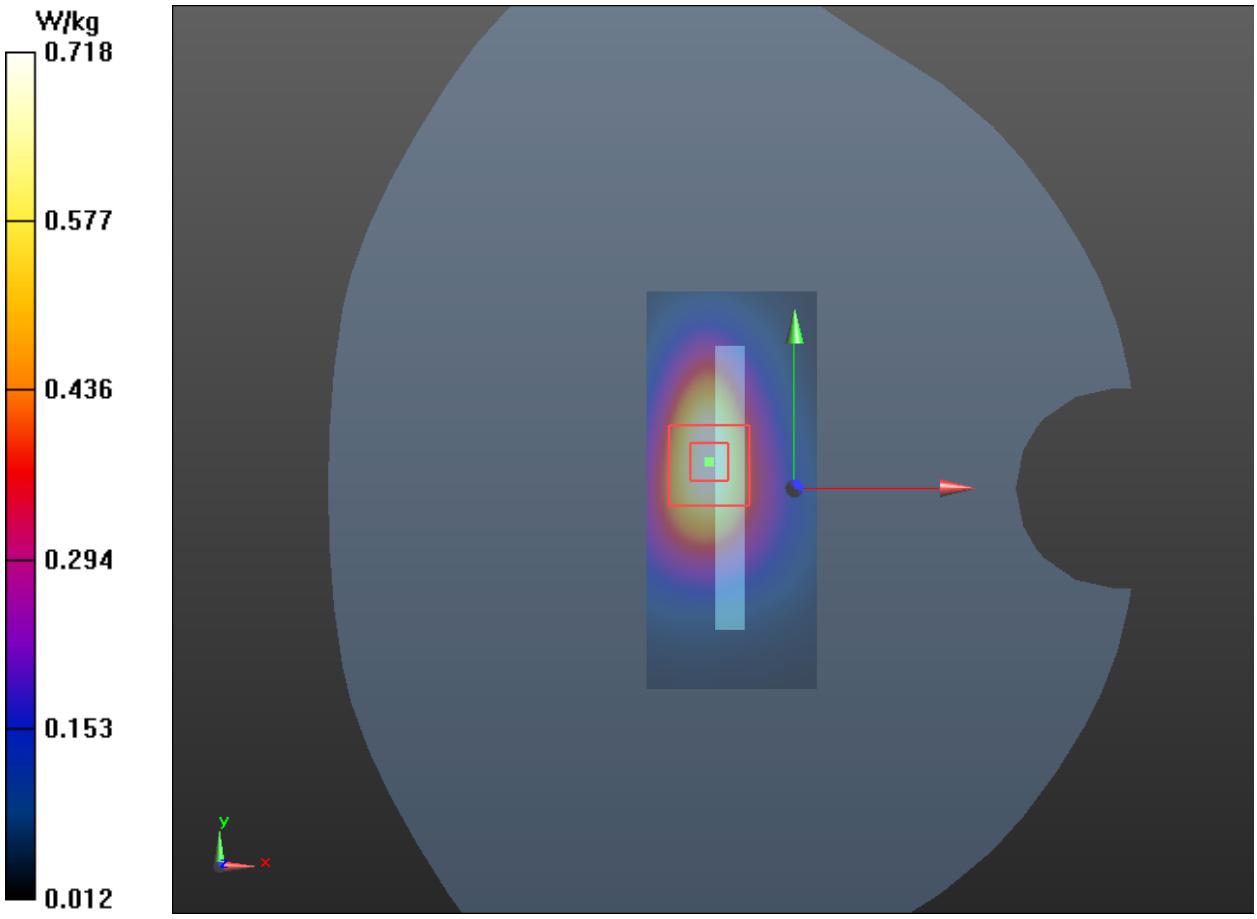

This report shall not be reproduced except in full, without the written approval of TA Technology (Shanghai) Co., Ltd.

Plot 46 UMTS Band II Bottom Edge High (Distance 0mm)

Date: 7/24/2019

Communication System: UID 0, WCDMA (0); Frequency: 1907.6 MHz;Duty Cycle: 1:1

Medium parameters used: f = 1908 MHz; σ = 1.416 S/m; ε_r = 38.306; ρ = 1000 kg/m^3

Ambient Temperature:22.3 ℃ Liquid Temperature: 21.5℃

Phantom section: Flat Section

DASY5 Configuration:

Sensor-Surface: 4mm (Mechanical Surface Detection)

Probe: EX3DV4 - SN3677; ConvF(7.62, 7.62, 7.62); Calibrated: 6/19/2019;

Electronics: DAE4 SN1291; Calibrated: 12/4/2018

Phantom: SAM1; Type: SAM; Serial: TP-1534

Measurement SW: DASY52, Version 52.10 (1); SEMCAD X Version 14.6.11 (7439)

Bottom Edge High /Area Scan (51x91x1): Interpolated grid: dx=10 mm, dy=10 mm

Maximum value of SAR (interpolated) = 5.20 W/kg

Bottom Edge High /Zoom Scan (7x7x7)/Cube 0: Measurement grid: dx=5mm, dy=5mm, dz=5mm

Reference Value = 61.73 V/m; Power Drift = -0.04 dB

Peak SAR (extrapolated) = 11.9 W/kg

SAR(1 g) = 4.38 W/kg; SAR(10 g) = 1.93 W/kg

Maximum value of SAR (measured) = 5.35 W/kg

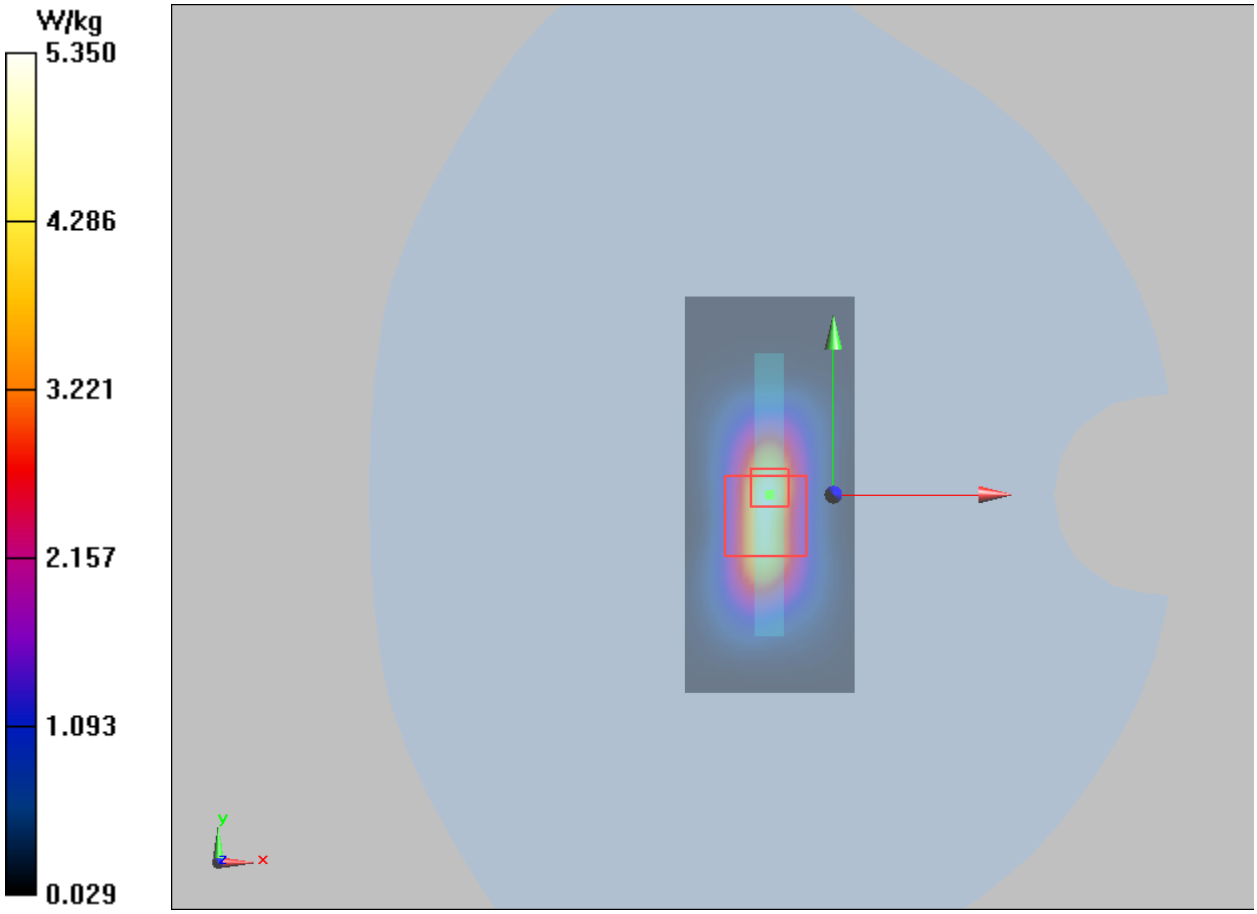

This report shall not be reproduced except in full, without the written approval of TA Technology (Shanghai) Co., Ltd.

Plot 47 UMTS Band II Bottom Edge Middle (Distance 8m)

Date: 7/24/2019

Communication System: UID 0, WCDMA (0); Frequency: 1880 MHz;Duty Cycle: 1:1

Medium parameters used: f = 1880 MHz; σ = 1.393 S/m; ε_r = 38.344; ρ = 1000 kg/m^3

Ambient Temperature:22.3 ℃ Liquid Temperature: 21.5℃

Phantom section: Flat Section

DASY5 Configuration:

Sensor-Surface: 4mm (Mechanical Surface Detection)

Probe: EX3DV4 - SN3677; ConvF(7.62, 7.62, 7.62); Calibrated: 6/19/2019;

Electronics: DAE4 SN1291; Calibrated: 12/4/2018

Phantom: SAM1; Type: SAM; Serial: TP-1534

Measurement SW: DASY52, Version 52.10 (1); SEMCAD X Version 14.6.11 (7439)

Bottom Edge Middle /Area Scan (51x91x1): Interpolated grid: dx=10 mm, dy=10 mm

Maximum value of SAR (interpolated) = 1.91 W/kg

Bottom Edge Middle /Zoom Scan (7x7x7)/Cube 0: Measurement grid: dx=5mm, dy=5mm, dz=5mm

Reference Value = 32.79 V/m; Power Drift = 0.030 dB

Peak SAR (extrapolated) = 2.90 W/kg

SAR(1 g) = 1.64 W/kg; SAR(10 g) = 0.889 W/kg

Maximum value of SAR (measured) = 1.84 W/kg

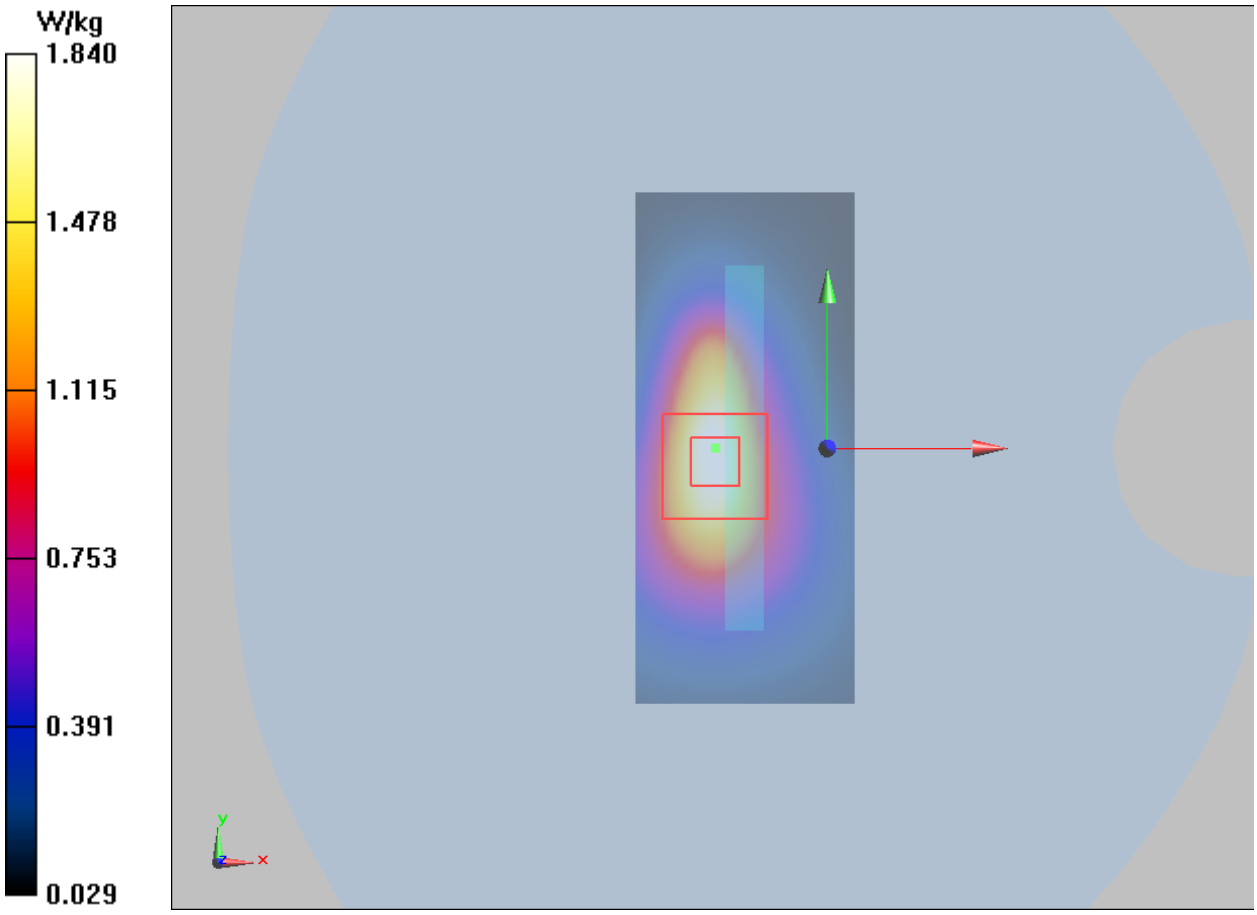

This report shall not be reproduced except in full, without the written approval of TA Technology (Shanghai) Co., Ltd.

Plot 48 UMTS Band IV Right Cheek Middle

Date: 7/20/2019

Communication System: UID 0, WCDMA IV (0); Frequency: 1732.6 MHz;Duty Cycle: 1:1

Medium parameters used: f = 1733 MHz; σ = 1.312 S/m; ε_r = 39.365; ρ = 1000 kg/m^3

Ambient Temperature:22.3 ℃ Liquid Temperature: 21.5℃

Phantom section: Right Section

DASY5 Configuration:

Sensor-Surface: 4mm (Mechanical Surface Detection)

Probe: EX3DV4 - SN3677; ConvF(8.21, 8.21, 8.21); Calibrated: 6/19/2019;

Electronics: DAE4 SN1291; Calibrated: 12/4/2018

Phantom: SAM1; Type: SAM; Serial: TP-1534

Measurement SW: DASY52, Version 52.10 (1); SEMCAD X Version 14.6.11 (7439)

Right Cheek Middle/Area Scan (71x131x1): Interpolated grid: dx=15 mm, dy=15 mm

Maximum value of SAR (interpolated) = 0.572 W/kg

Right Cheek Middle/Zoom Scan (5x5x7)/Cube 0: Measurement grid: dx=8mm, dy=8mm, dz=5mm

Reference Value = 5.782 V/m; Power Drift = 0.04 dB

Peak SAR (extrapolated) = 0.780 W/kg

SAR(1 g) = 0.527 W/kg; SAR(10 g) = 0.330 W/kg

Maximum value of SAR (measured) = 0.564 W/kg



This report shall not be reproduced except in full, without the written approval of TA Technology (Shanghai) Co., Ltd.

Plot 49 UMTS Band IV Right Cheek Middle(best acoustic position)

Date: 7/20/2019

Communication System: UID 0, WCDMA IV (0); Frequency: 1732.6 MHz;Duty Cycle: 1:1

Medium parameters used: f = 1733 MHz; σ = 1.312 S/m; ε_r = 39.365; ρ = 1000 kg/m^3

Ambient Temperature:22.3 ℃ Liquid Temperature: 21.5℃

Phantom section: Right Section

DASY5 Configuration:

Sensor-Surface: 4mm (Mechanical Surface Detection)

Probe: EX3DV4 - SN3677; ConvF(8.21, 8.21, 8.21); Calibrated: 6/19/2019;

Electronics: DAE4 SN1291; Calibrated: 12/4/2018

Phantom: SAM1; Type: SAM; Serial: TP-1534

Measurement SW: DASY52, Version 52.10 (1); SEMCAD X Version 14.6.11 (7439)

Right Cheek Middle/Area Scan (71x131x1): Interpolated grid: dx=15 mm, dy=15 mm

Maximum value of SAR (interpolated) = 0.620 W/kg

Right Cheek Middle/Zoom Scan (5x5x7)/Cube 0: Measurement grid: dx=8mm, dy=8mm, dz=5mm

Reference Value = 5.577 V/m; Power Drift = 0.10 dB

Peak SAR (extrapolated) = 0.810 W/kg

SAR(1 g) = 0.554 W/kg; SAR(10 g) = 0.350 W/kg

Maximum value of SAR (measured) = 0.602 W/kg

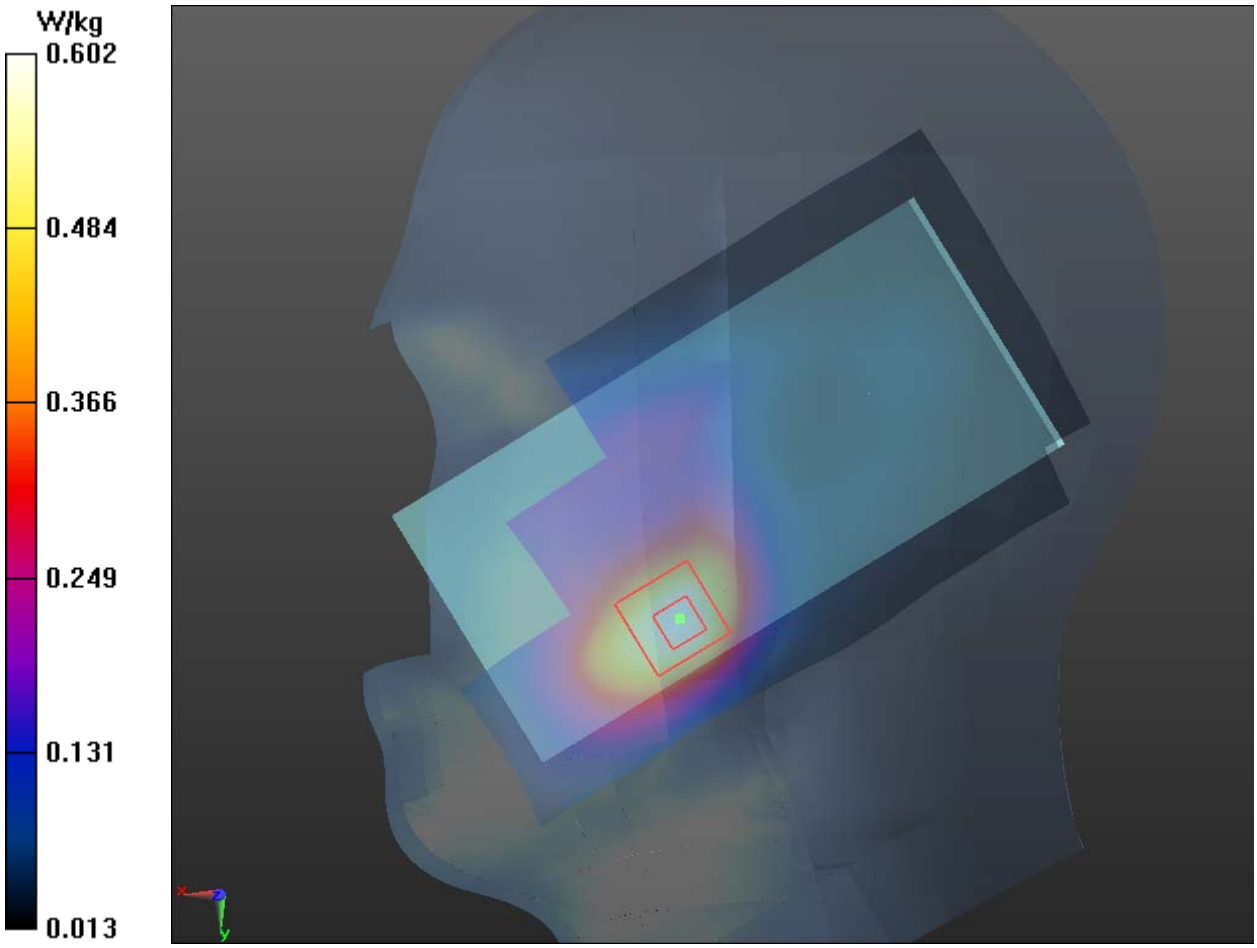

This report shall not be reproduced except in full, without the written approval of TA Technology (Shanghai) Co., Ltd.

Plot 50 UMTS Band IV Back Side Middle(Distance 15mm)

Date: 7/25/2019

Communication System: UID 0, WCDMA IV (0); Frequency: 1732.6 MHz;Duty Cycle: 1:1

Medium parameters used: f = 1733 MHz; σ = 1.312 S/m; ε_r = 39.365; ρ = 1000 kg/m^3

Ambient Temperature:22.3 ℃ Liquid Temperature: 21.5℃

Phantom section: Flat Section

DASY5 Configuration:

Sensor-Surface: 4mm (Mechanical Surface Detection)

Probe: EX3DV4 - SN3677; ConvF(7.86, 7.86, 7.86); Calibrated: 6/19/2019;

Electronics: DAE4 SN1291; Calibrated: 12/4/2018

Phantom: SAM1; Type: SAM; Serial: TP-1534

Measurement SW: DASY52, Version 52.10 (1); SEMCAD X Version 14.6.11 (7439)

Back Side Middle/Area Scan (71x141x1): Interpolated grid: dx=15 mm, dy=15 mm

Maximum value of SAR (interpolated) = 0.570 W/kg

Back Side Middle/Zoom Scan (5x5x7)/Cube 0: Measurement grid: dx=8mm, dy=8mm, dz=5mm

Reference Value = 10.67 V/m; Power Drift = 0.01 dB

Peak SAR (extrapolated) = 0.789 W/kg

SAR(1 g) = 0.521 W/kg; SAR(10 g) = 0.342 W/kg

Maximum value of SAR (measured) = 0.558 W/kg

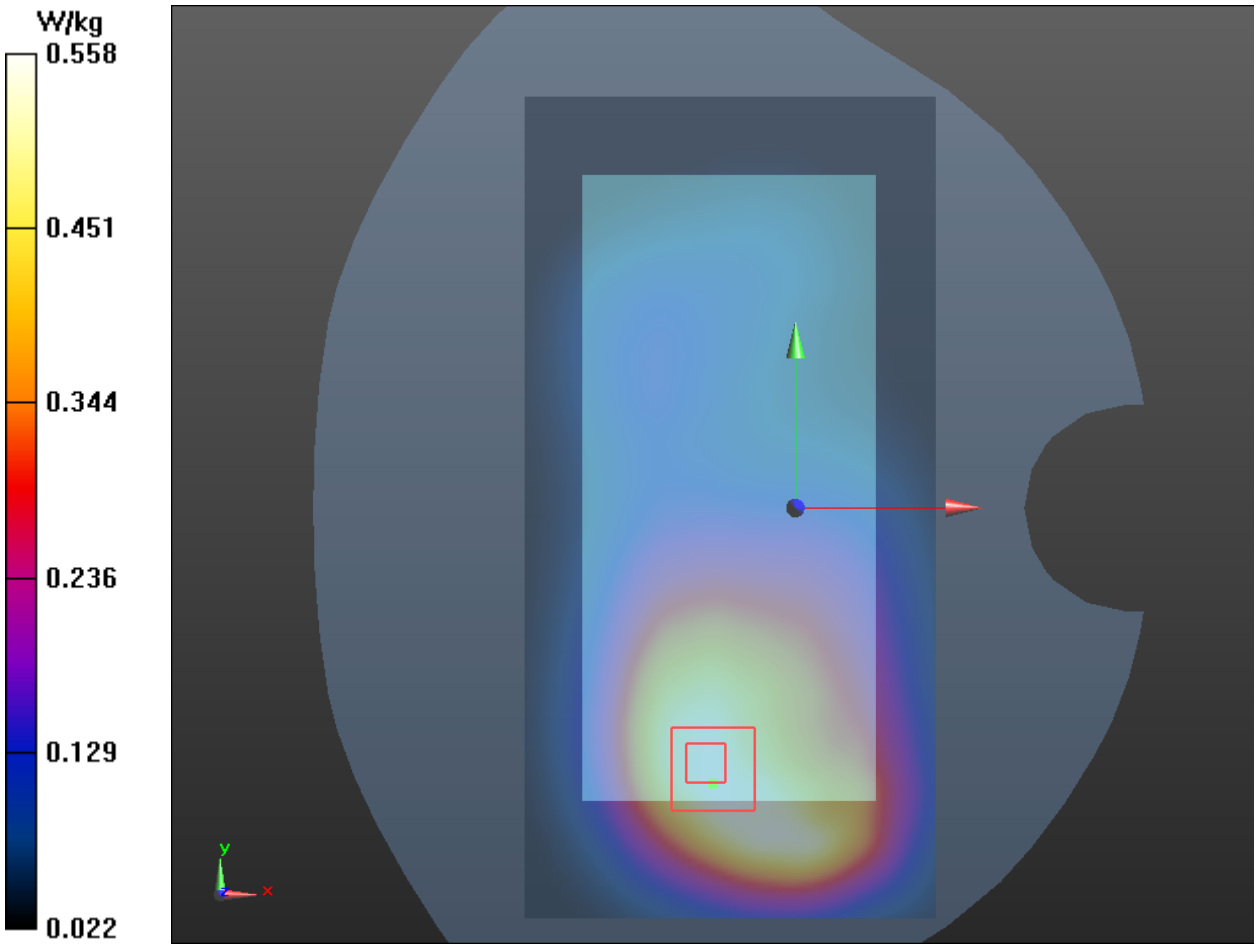

This report shall not be reproduced except in full, without the written approval of TA Technology (Shanghai) Co., Ltd.

Plot 51 UMTS Band IV Bottom Edge Middle (Distance 10mm)

Date: 7/25/2019

Communication System: UID 0, WCDMA IV (0); Frequency: 1732.6 MHz;Duty Cycle: 1:1

Medium parameters used: f = 1733 MHz; σ = 1.312 S/m; ε_r = 39.365; ρ = 1000 kg/m^3

Ambient Temperature:22.3 ℃ Liquid Temperature: 21.5℃

Phantom section: Flat Section

DASY5 Configuration:

Sensor-Surface: 4mm (Mechanical Surface Detection)

Probe: EX3DV4 - SN3677; ConvF(7.86, 7.86, 7.86); Calibrated: 6/19/2019;

Electronics: DAE4 SN1291; Calibrated: 12/4/2018

Phantom: SAM1; Type: SAM; Serial: TP-1534

Measurement SW: DASY52, Version 52.10 (1); SEMCAD X Version 14.6.11 (7439)

Bottom Edge Middle/Area Scan(51x91x1): Interpolated grid: dx=10 mm, dy=10 mm

Maximum value of SAR (interpolated) = 0.711 W/kg

Bottom Edge Middle/Zoom Scan (5x5x7)/Cube 0: Measurement grid: dx=8mm, dy=8mm, dz=5mm

Reference Value = 20.77 V/m; Power Drift = 0.15 dB

Peak SAR (extrapolated) = 1.06 W/kg

SAR(1 g) = 0.632 W/kg; SAR(10 g) = 0.360 W/kg

Maximum value of SAR (measured) = 0.693 W/kg

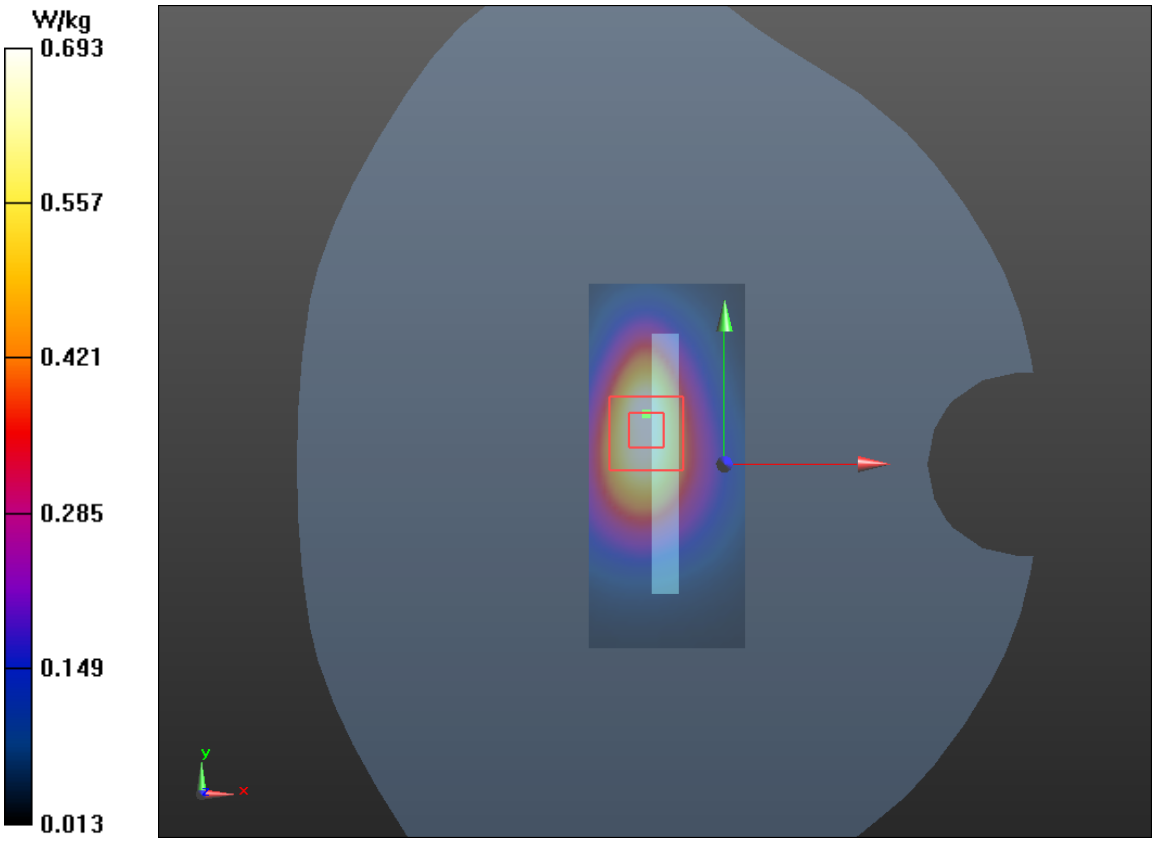

This report shall not be reproduced except in full, without the written approval of TA Technology (Shanghai) Co., Ltd.

Plot 52 UMTS Band IV Bottom Edge Middle (Distance 0mm)

Date: 7/25/2019

Communication System: UID 0, WCDMA (0); Frequency: 1732.6 MHz;Duty Cycle: 1:1

Medium parameters used: f = 1733 MHz; σ = 1.293 S/m; ε_r = 38.782; ρ = 1000 kg/m^3

Ambient Temperature:22.3 ℃ Liquid Temperature: 21.5℃

Phantom section: Flat Section

DASY5 Configuration:

Sensor-Surface: 4mm (Mechanical Surface Detection)

Probe: EX3DV4 - SN3677; ConvF(7.86, 7.86, 7.86); Calibrated: 6/19/2019;

Electronics: DAE4 SN1291; Calibrated: 12/4/2018

Phantom: SAM1; Type: SAM; Serial: TP-1534

Measurement SW: DASY52, Version 52.10 (1); SEMCAD X Version 14.6.11 (7439)

Bottom Edge Middle /Area Scan (51x91x1): Interpolated grid: dx=10 mm, dy=10 mm

Maximum value of SAR (interpolated) = 3.84 W/kg

Bottom Edge Middle /Zoom Scan (7x7x7)/Cube 0: Measurement grid: dx=5mm, dy=5mm, dz=5mm

Reference Value = 52.59 V/m; Power Drift = 0.06 dB

Peak SAR (extrapolated) = 8.45 W/kg

SAR(1 g) = 3.49 W/kg; SAR(10 g) = 1.56 W/kg

Maximum value of SAR (measured) = 4.34 W/kg

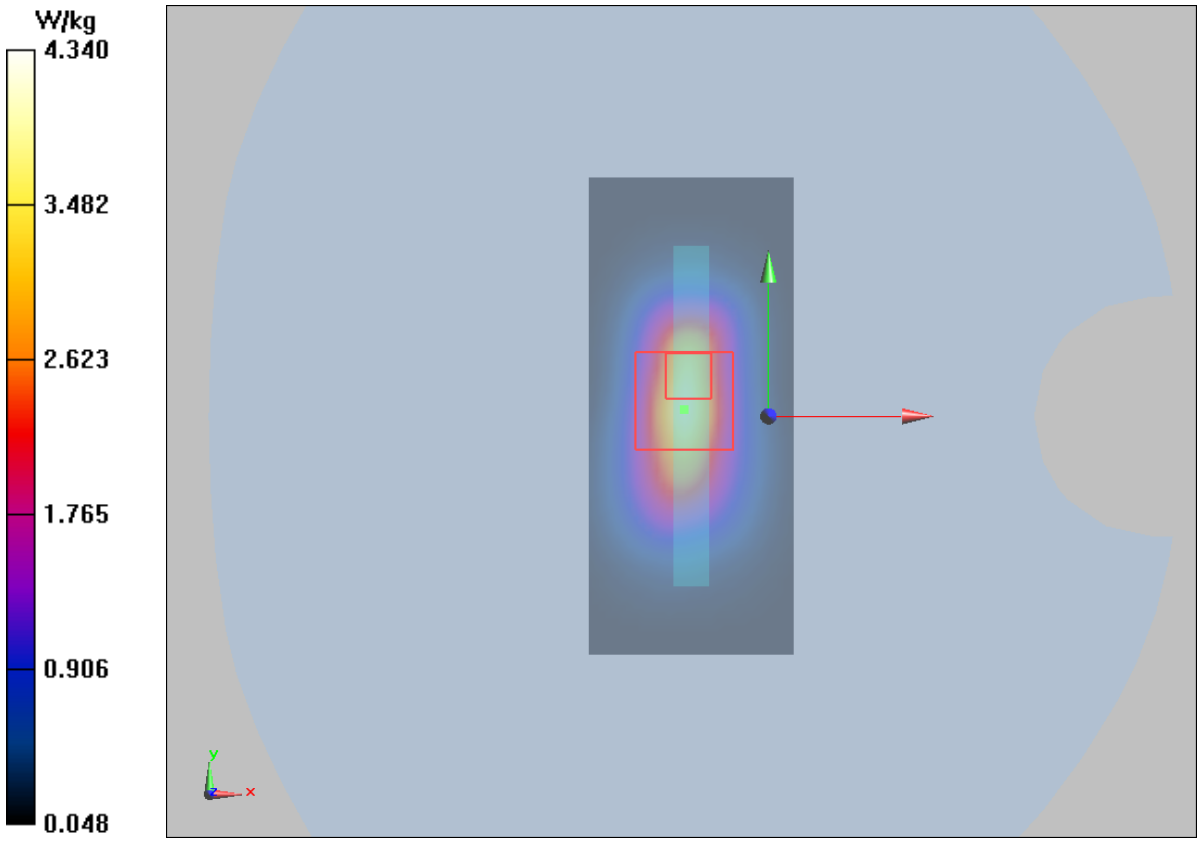

This report shall not be reproduced except in full, without the written approval of TA Technology (Shanghai) Co., Ltd.

Plot 53 UMTS Band IV Bottom Edge Middle (Distance 8mm)

Date: 7/25/2019

Communication System: UID 0, WCDMA (0); Frequency: 1732.6 MHz;Duty Cycle: 1:1

Medium parameters used: f = 1733 MHz; σ = 1.393 S/m; ε_r = 40.051; ρ = 1000 kg/m^3

Ambient Temperature:22.3 ℃ Liquid Temperature: 21.5℃

Phantom section: Flat Section

DASY5 Configuration:

Sensor-Surface: 4mm (Mechanical Surface Detection)

Probe: EX3DV4 - SN3677; ConvF(7.86, 7.86, 7.86); Calibrated: 6/19/2019;

Electronics: DAE4 SN1291; Calibrated: 12/4/2018

Phantom: SAM1; Type: SAM; Serial: TP-1534

Measurement SW: DASY52, Version 52.10 (1); SEMCAD X Version 14.6.11 (7439)

Bottom Edge Middle /Area Scan (51x91x1): Interpolated grid: dx=10 mm, dy=10 mm

Maximum value of SAR (interpolated) = 2.17 W/kg

Bottom Edge Middle /Zoom Scan (7x7x7)/Cube 0: Measurement grid: dx=5mm, dy=5mm, dz=5mm

Reference Value = 35.41 V/m; Power Drift = 0.027 dB

Peak SAR (extrapolated) = 3.17 W/kg

SAR(1 g) = 1.84 W/kg; SAR(10 g) = 1.04 W/kg

Maximum value of SAR (measured) = 2.04 W/kg

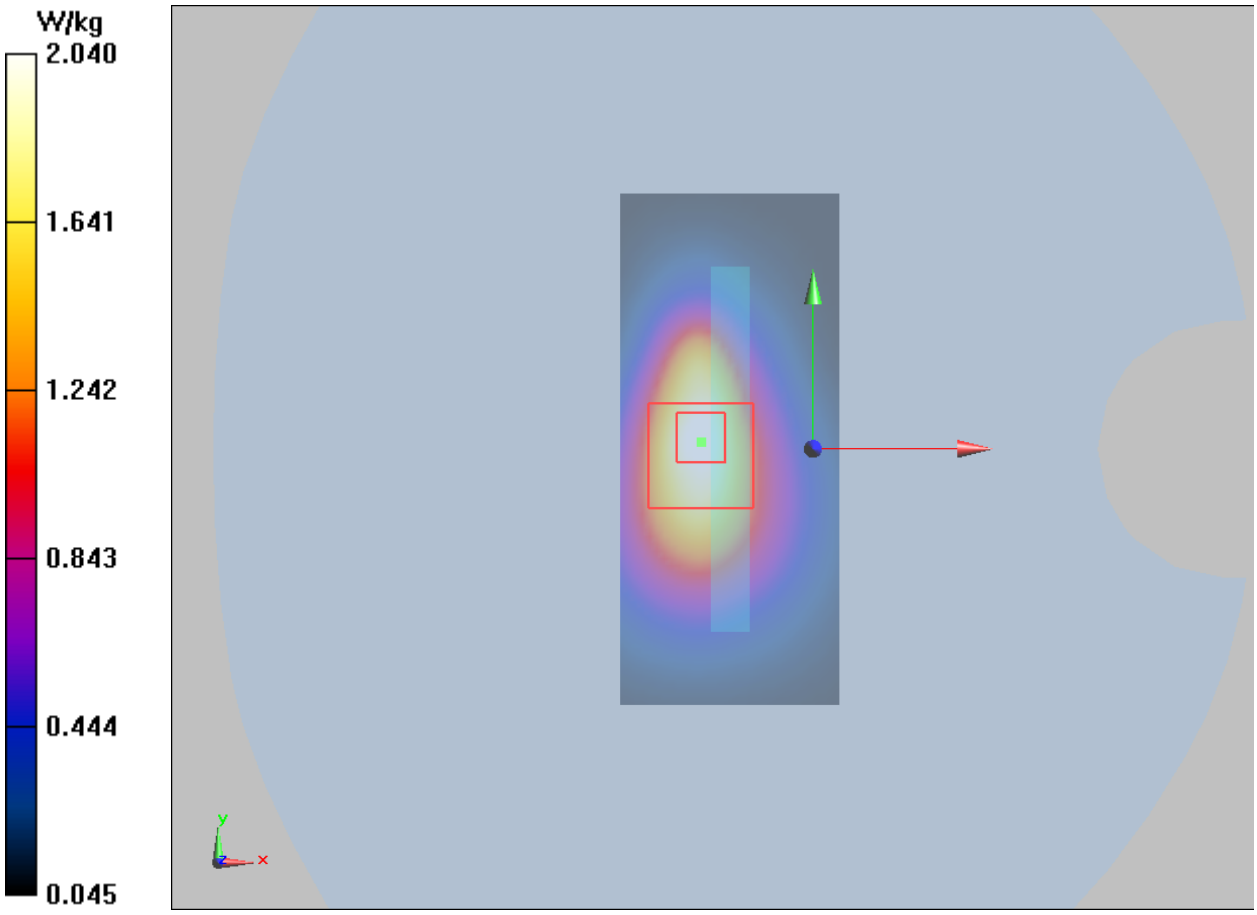

This report shall not be reproduced except in full, without the written approval of TA Technology (Shanghai) Co., Ltd.

Plot 54 UMTS Band V Right Cheek Middle

Date: 7/19/2019

Communication System: UID 0, WCDMA V (0); Frequency: 836.6 MHz;Duty Cycle: 1:1

Medium parameters used: f = 837 MHz; σ = 0.923 S/m; ε_r = 42.201; ρ = 1000 kg/m^3

Ambient Temperature:22.3 ℃ Liquid Temperature: 21.5℃

Phantom section: Right Section

DASY5 Configuration:

Sensor-Surface: 4mm (Mechanical Surface Detection)

Probe: EX3DV4 - SN3677; ConvF(9.20, 9.20, 9.20); Calibrated: 6/19/2019;

Electronics: DAE4 SN1291; Calibrated: 12/4/2018

Phantom: SAM1; Type: SAM; Serial: TP-1534

Measurement SW: DASY52, Version 52.10 (1); SEMCAD X Version 14.6.11 (7439)

Right Cheek Middle/Area Scan (71x121x1): Interpolated grid: dx=15 mm, dy=15 mm

Maximum value of SAR (interpolated) = 0.232 W/kg

Right Cheek Middle/Zoom Scan (5x5x7)/Cube 0: Measurement grid: dx=8mm, dy=8mm, dz=5mm

Reference Value = 5.782 V/m; Power Drift = 0.035 dB

Peak SAR (extrapolated) = 0.289 W/kg

SAR(1 g) = 0.219 W/kg; SAR(10 g) = 0.157 W/kg

Maximum value of SAR (measured) = 0.227 W/kg



This report shall not be reproduced except in full, without the written approval of TA Technology (Shanghai) Co., Ltd.

Plot 55 UMTS Band V Right Cheek Middle (best acoustic position)

Date: 7/19/2019

Communication System: UID 0, WCDMA (0); Frequency: 836.6 MHz;Duty Cycle: 1:1

Medium parameters used: f = 837 MHz; σ = 0.923 S/m; ε_r = 42.201; ρ = 1000 kg/m^3

Ambient Temperature:22.3 ℃ Liquid Temperature: 21.5℃

Phantom section: Right Section

DASY5 Configuration:

Sensor-Surface: 4mm (Mechanical Surface Detection)

Probe: EX3DV4 - SN3677; ConvF(9.20, 9.20, 9.20); Calibrated: 6/19/2019;

Electronics: DAE4 SN1291; Calibrated: 12/4/2018

Phantom: SAM1; Type: SAM; Serial: TP-1534

Measurement SW: DASY52, Version 52.10 (1); SEMCAD X Version 14.6.11 (7439)

Right Cheek Middle/Area Scan (71x121x1): Interpolated grid: dx=15 mm, dy=15 mm

Maximum value of SAR (interpolated) = 0.321 W/kg

Right Cheek Middle/Zoom Scan (5x5x7)/Cube 0: Measurement grid: dx=8mm, dy=8mm, dz=5mm

Reference Value = 8.081 V/m; Power Drift = -0.025 dB

Peak SAR (extrapolated) = 0.397 W/kg

SAR(1 g) = 0.296 W/kg; SAR(10 g) = 0.210 W/kg

Maximum value of SAR (measured) = 0.311 W/kg

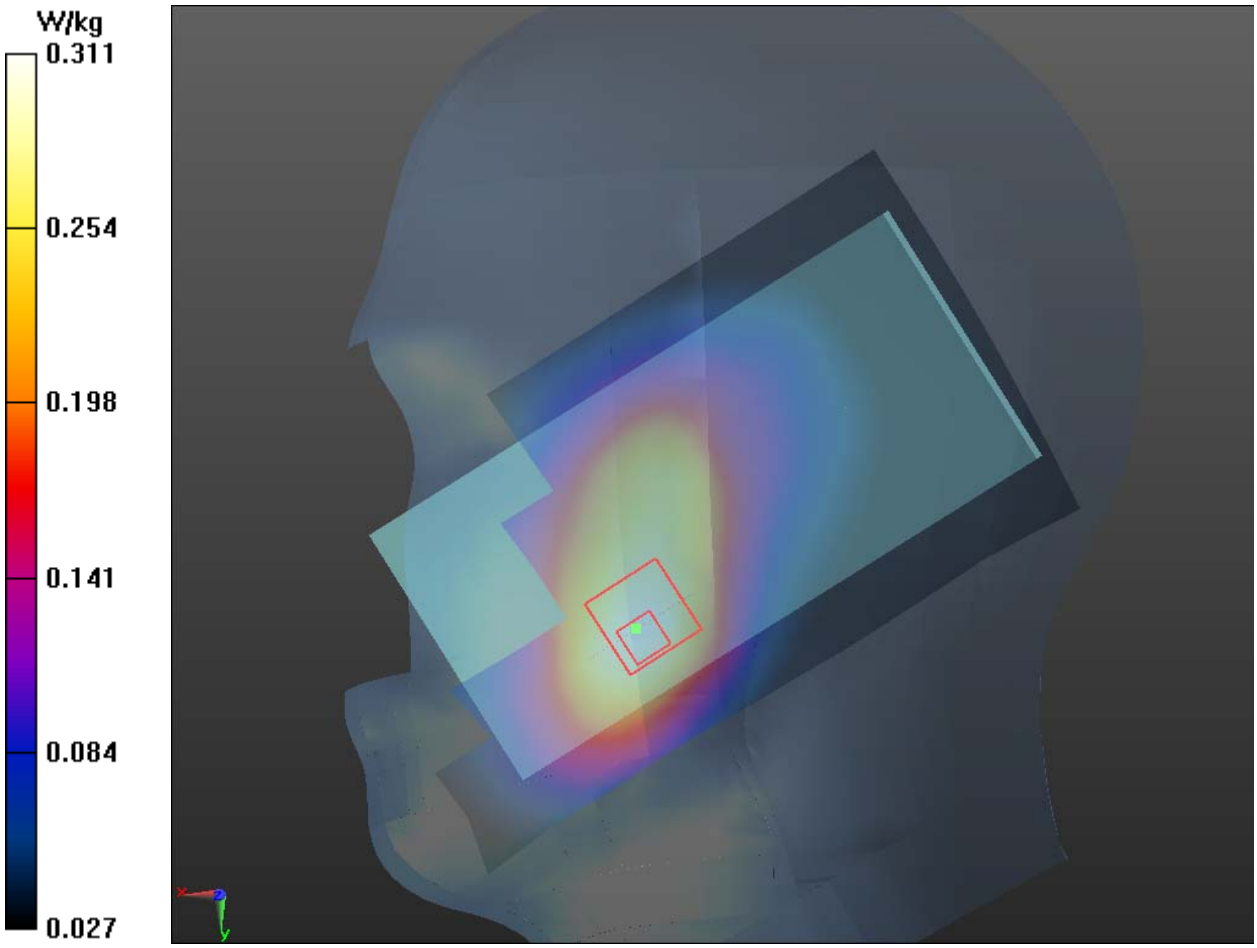

This report shall not be reproduced except in full, without the written approval of TA Technology (Shanghai) Co., Ltd.

Plot 56 UMTS Band V Back Side Middle (Distance 10mm)

Date: 7/23/2019

Communication System: UID 0, WCDMA V (0); Frequency: 836.6 MHz;Duty Cycle: 1:1

Medium parameters used: f = 837 MHz; σ = 0.923 S/m; ε_r = 42.201; ρ = 1000 kg/m^3

Ambient Temperature:22.3 ℃ Liquid Temperature: 21.5℃

Phantom section: Flat Section

DASY5 Configuration:

Sensor-Surface: 4mm (Mechanical Surface Detection)

Probe: EX3DV4 - SN3677; ConvF(9.40, 9.40, 9.40); Calibrated: 6/19/2019;

Electronics: DAE4 SN1291; Calibrated: 12/4/2018

Phantom: SAM1; Type: SAM; Serial: TP-1534

Measurement SW: DASY52, Version 52.10 (1); SEMCAD X Version 14.6.11 (7439)

Back Side Middle/Area Scan (71x141x1): Interpolated grid: dx=15 mm, dy=15 mm

Maximum value of SAR (interpolated) = 0.423 W/kg

Back Side Middle/Zoom Scan (5x5x7)/Cube 0: Measurement grid: dx=8mm, dy=8mm, dz=5mm

Reference Value = 14.84 V/m; Power Drift = -0.02 dB

Peak SAR (extrapolated) = 0.549 W/kg

SAR(1 g) = 0.397 W/kg; SAR(10 g) = 0.274 W/kg

Maximum value of SAR (measured) = 0.424 W/kg

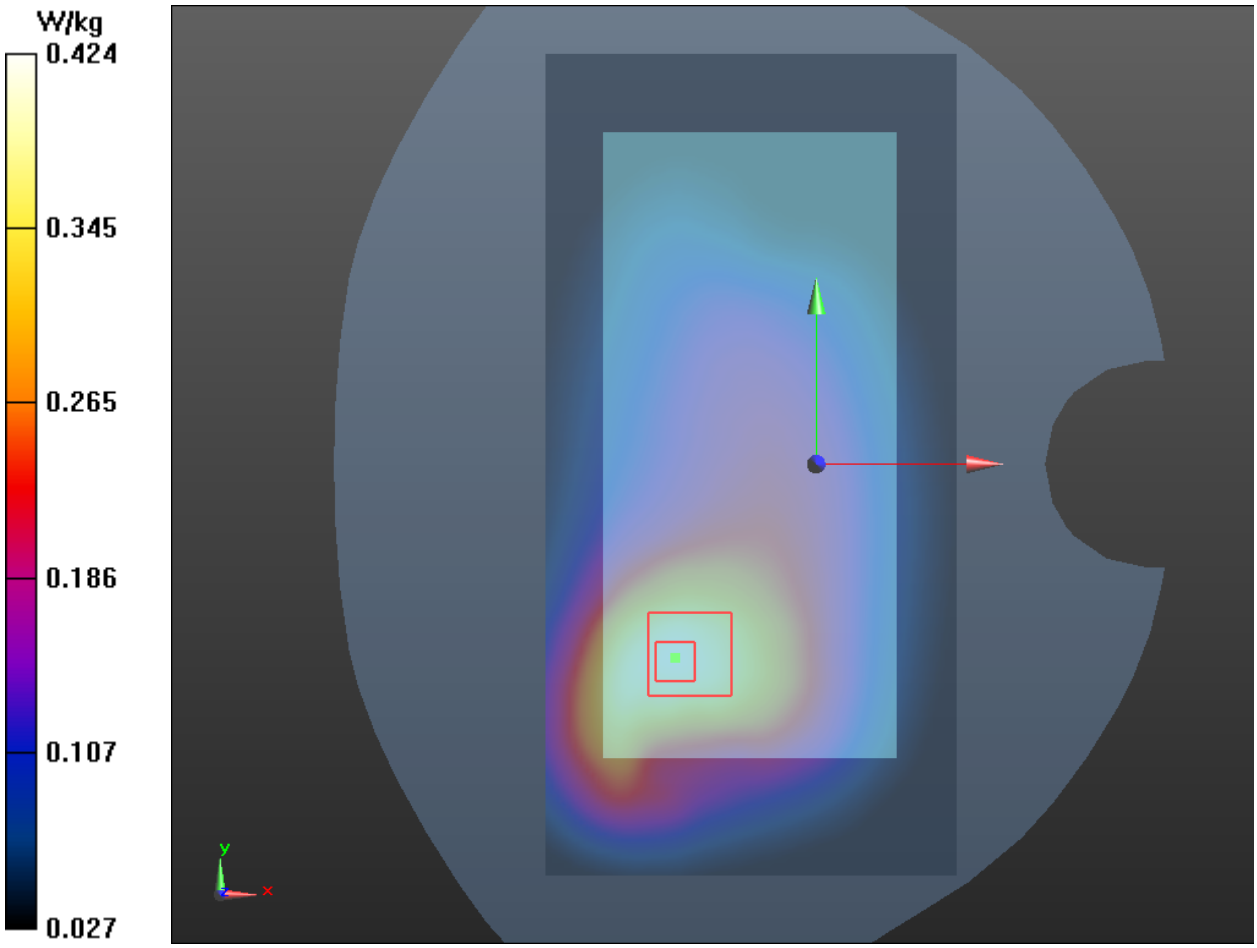

This report shall not be reproduced except in full, without the written approval of TA Technology (Shanghai) Co., Ltd.

Plot 57 LTE Band 2 1RB Left Cheek Low

Date: 8/3/2019

Communication System: UID 0, LTE (0); Frequency: 1860 MHz;Duty Cycle: 1:1

Medium parameters used: f = 1860 MHz; σ = 1.407 S/m; ε_r = 39.071; ρ = 1000 kg/m^3

Ambient Temperature:22.3 ℃ Liquid Temperature: 21.5℃

Phantom section: Left Section

DASY5 Configuration:

Sensor-Surface: 4mm (Mechanical Surface Detection)

Probe: EX3DV4 - SN3677; ConvF(7.79, 7.79, 7.79); Calibrated: 6/19/2019;

Electronics: DAE4 SN1291; Calibrated: 12/4/2018

Phantom: SAM1; Type: SAM; Serial: TP-1534

Measurement SW: DASY52, Version 52.10 (1); SEMCAD X Version 14.6.11 (7439)

Left Cheek Low/Area Scan (71x121x1): Interpolated grid: dx=15 mm, dy=15 mm

Maximum value of SAR (interpolated) = 0.439 W/kg

Left Cheek Low/Zoom Scan (5x5x7)/Cube 0: Measurement grid: dx=8mm, dy=8mm, dz=5mm

Reference Value = 3.167 V/m; Power Drift = 0.090 dB

Peak SAR (extrapolated) = 0.617 W/kg

SAR(1 g) = 0.393 W/kg; SAR(10 g) = 0.239 W/kg

Maximum value of SAR (measured) = 0.422 W/kg

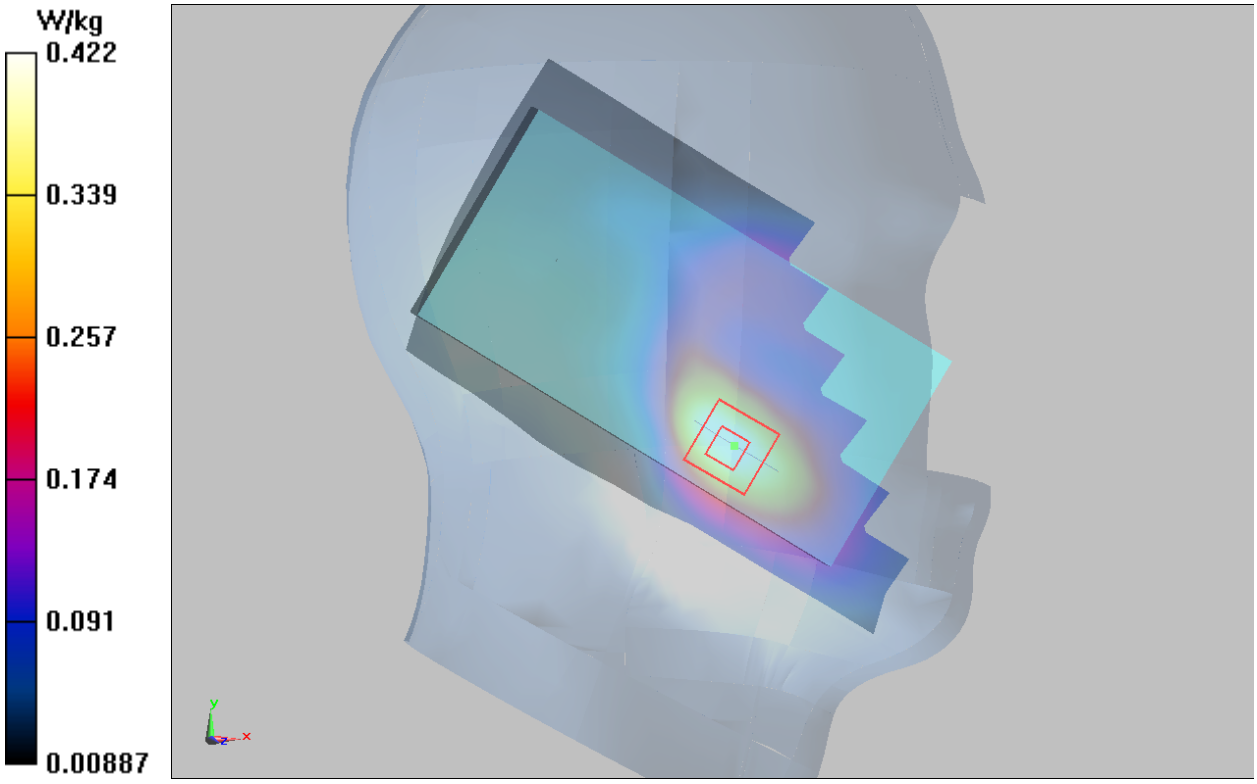

This report shall not be reproduced except in full, without the written approval of TA Technology (Shanghai) Co., Ltd.

Plot 58 LTE Band 2 1RB Left Cheek Low(best acoustic position)

Date: 8/3/2019

Communication System: UID 0, LTE (0); Frequency: 1860 MHz;Duty Cycle: 1:1

Medium parameters used: f = 1860 MHz; σ = 1.407 S/m; ε_r = 39.071; ρ = 1000 kg/m^3

Ambient Temperature:22.3 ℃ Liquid Temperature: 21.5℃

Phantom section: Left Section

DASY5 Configuration:

Sensor-Surface: 4mm (Mechanical Surface Detection)

Probe: EX3DV4 - SN3677; ConvF(7.79, 7.79, 7.79); Calibrated: 6/19/2019;

Electronics: DAE4 SN1291; Calibrated: 12/4/2018

Phantom: SAM1; Type: SAM; Serial: TP-1534

Measurement SW: DASY52, Version 52.10 (1); SEMCAD X Version 14.6.11 (7439)

Left Cheek Low/Area Scan (71x121x1): Interpolated grid: dx=15 mm, dy=15 mm

Maximum value of SAR (interpolated) = 0.482 W/kg

Left Cheek Low/Zoom Scan (5x5x7)/Cube 0: Measurement grid: dx=8mm, dy=8mm, dz=5mm

Reference Value = 3.888 V/m; Power Drift = 0.047 dB

Peak SAR (extrapolated) = 0.672 W/kg

SAR(1 g) = 0.428 W/kg; SAR(10 g) = 0.261 W/kg

Maximum value of SAR (measured) = 0.464 W/kg

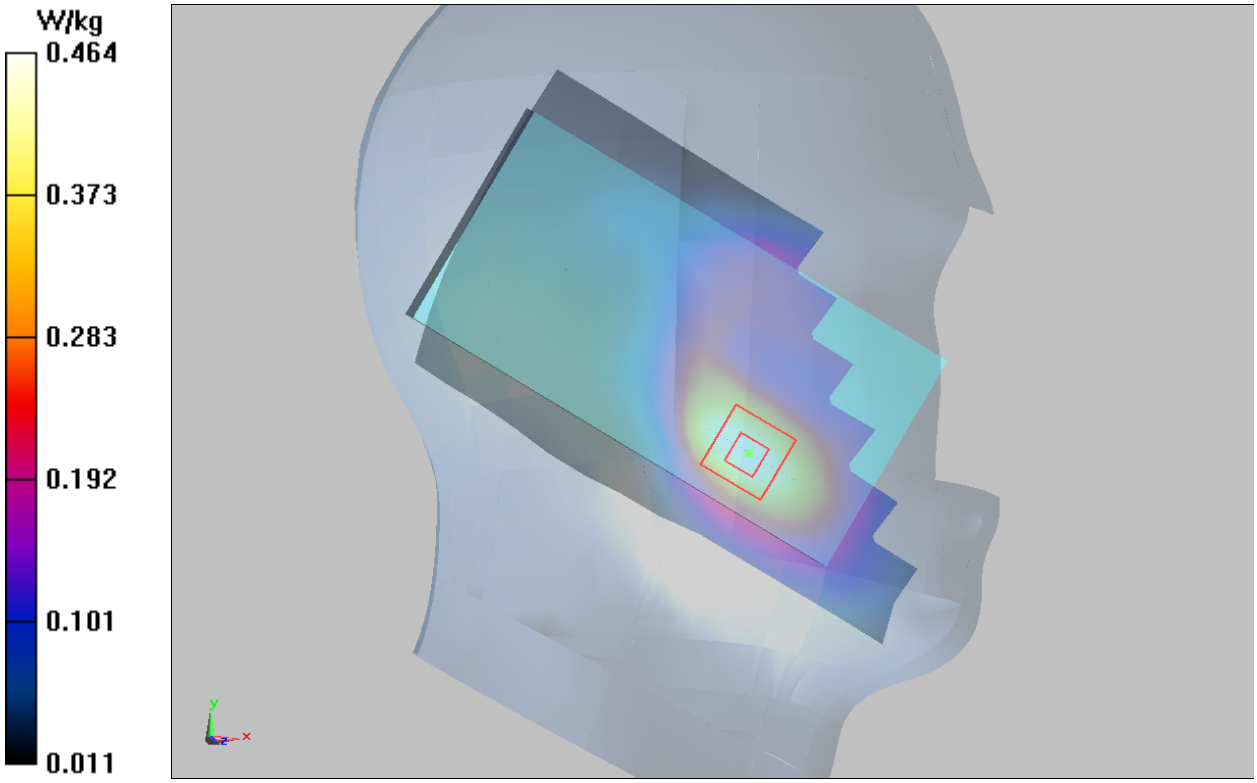

This report shall not be reproduced except in full, without the written approval of TA Technology (Shanghai) Co., Ltd.

Plot 59 LTE Band 2 1B Back Side Low(Distance 15mm)

Date: 7/24/2019

Communication System: UID 0, LTE (0); Frequency: 1860 MHz;Duty Cycle: 1:1

Medium parameters used: f = 1860 MHz; σ = 1.407 S/m; ε_r = 39.071; ρ = 1000 kg/m^3

Ambient Temperature:22.3 ℃ Liquid Temperature: 21.5℃

Phantom section: Flat Section

DASY5 Configuration:

Sensor-Surface: 4mm (Mechanical Surface Detection)

Probe: EX3DV4 - SN3677; ConvF(7.62, 7.62, 7.62); Calibrated: 6/19/2019;

Electronics: DAE4 SN1291; Calibrated: 12/4/2018

Phantom: SAM1; Type: SAM; Serial: TP-1534

Measurement SW: DASY52, Version 52.10 (1); SEMCAD X Version 14.6.11 (7439)

Back Side Low/Area Scan (71x121x1): Interpolated grid: dx=15 mm, dy=15 mm

Maximum value of SAR (interpolated) = 0.470 W/kg

Back Side Low/Zoom Scan (5x5x7)/Cube 0: Measurement grid: dx=8mm, dy=8mm, dz=5mm

Reference Value = 11.68 V/m; Power Drift = -0.022 dB

Peak SAR (extrapolated) = 0.670 W/kg

SAR(1 g) = 0.425 W/kg; SAR(10 g) = 0.266 W/kg

Maximum value of SAR (measured) = 0.457 W/kg

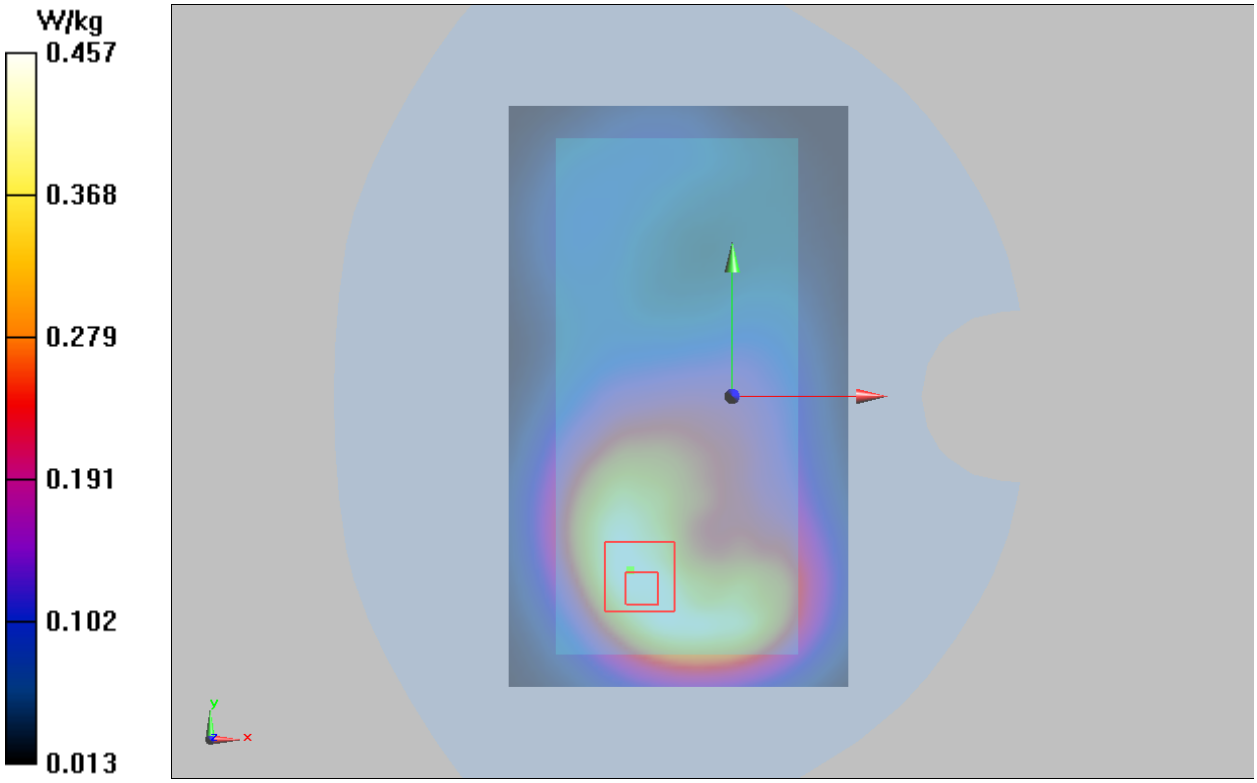

This report shall not be reproduced except in full, without the written approval of TA Technology (Shanghai) Co., Ltd.

Plot 60 LTE Band 2 1RB Bottom Edge Low (Distance 10mm)

Date: 7/24/2019

Communication System: UID 0, LTE (0); Frequency: 1860 MHz;Duty Cycle: 1:1

Medium parameters used: f = 1860 MHz; σ = 1.407 S/m; ε_r = 39.071; ρ = 1000 kg/m^3

Ambient Temperature:22.3 ℃ Liquid Temperature: 21.5℃

Phantom section: Flat Section

DASY5 Configuration:

Sensor-Surface: 4mm (Mechanical Surface Detection)

Probe: EX3DV4 - SN3677; ConvF(7.62, 7.62, 7.62); Calibrated: 6/19/2019;

Electronics: DAE4 SN1291; Calibrated: 12/4/2018

Phantom: SAM1; Type: SAM; Serial: TP-1534

Measurement SW: DASY52, Version 52.10 (1); SEMCAD X Version 14.6.11 (7439)

Bottom Edge Low /Area Scan (51x91x1): Interpolated grid: dx=10 mm, dy=10 mm

Maximum value of SAR (interpolated) = 0.859 W/kg

Bottom Edge Low /Zoom Scan (7x7x7)/Cube 0: Measurement grid: dx=5mm, dy=5mm, dz=5mm

Reference Value = 23.70 V/m; Power Drift = 0.08 dB

Peak SAR (extrapolated) = 1.33 W/kg

SAR(1 g) = 0.752 W/kg; SAR(10 g) = 0.411 W/kg

Maximum value of SAR (measured) = 0.838 W/kg

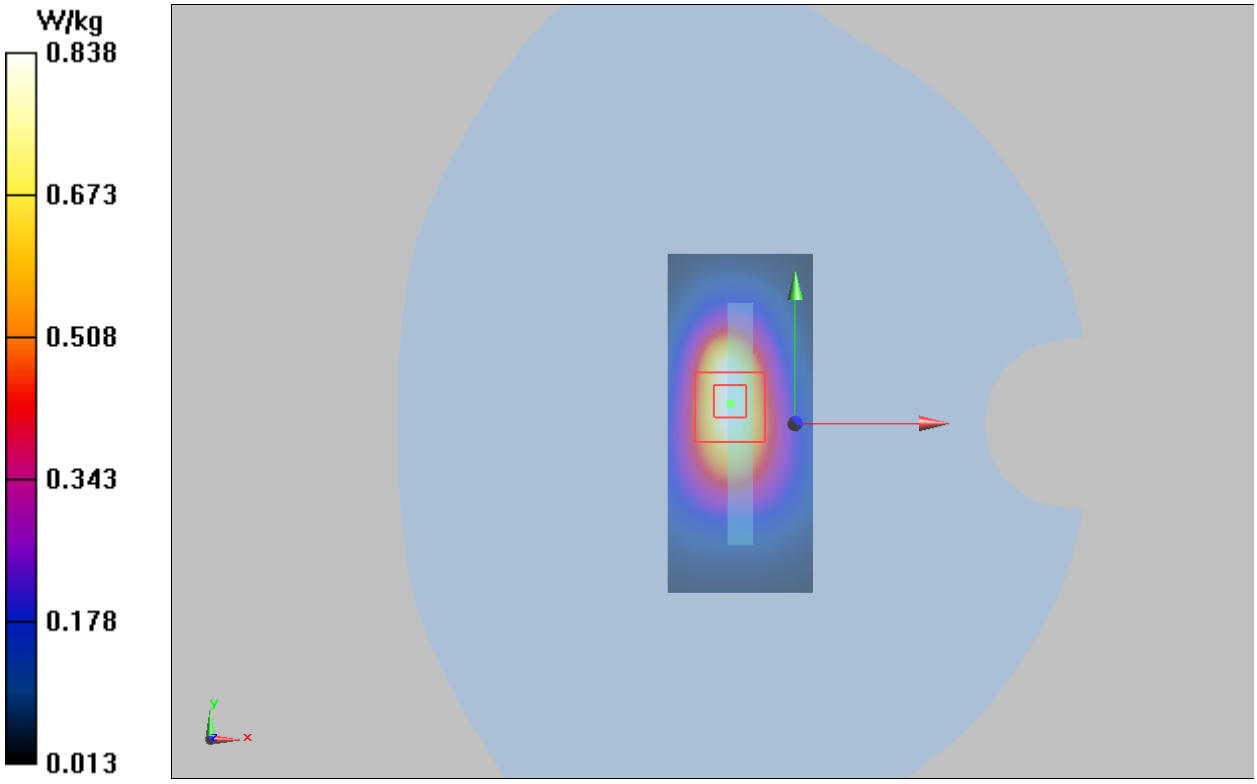

This report shall not be reproduced except in full, without the written approval of TA Technology (Shanghai) Co., Ltd.

Plot 61 LTE Band 2 1RB Bottom Edge Low (Battery2, Distance 0mm)

Date: 7/24/2019

Communication System: UID 0, LTE (0); Frequency: 1860 MHz;Duty Cycle: 1:1

Medium parameters used: f = 1800 MHz; σ = 1.442 S/m; ε_r = 39.65; ρ = 1000 kg/m^3

Ambient Temperature:22.3 ℃ Liquid Temperature: 21.5℃

Phantom section: Flat Section

DASY5 Configuration:

Sensor-Surface: 4mm (Mechanical Surface Detection)

Probe: EX3DV4 - SN3677; ConvF(7.62, 7.62, 7.62); Calibrated: 6/19/2019;

Electronics: DAE4 SN1291; Calibrated: 12/4/2018

Phantom: SAM1; Type: SAM; Serial: TP-1534

Measurement SW: DASY52, Version 52.10 (1); SEMCAD X Version 14.6.11 (7439)

Bottom Edge Low/Area Scan(51x91x1): Interpolated grid: dx=10 mm, dy=10 mm

Maximum value of SAR (interpolated) = 5.22 W/kg

Bottom Edge Low/Zoom Scan (7x7x7)/Cube 0: Measurement grid: dx=5mm, dy=5mm, dz=5mm

Reference Value = 54.23 V/m; Power Drift = 0.055 dB

Peak SAR (extrapolated) = 12.7 W/kg

SAR(1 g) = 4.68 W/kg; SAR(10 g) = 1.950 W/kg

Maximum value of SAR (measured) = 5.720 W/kg

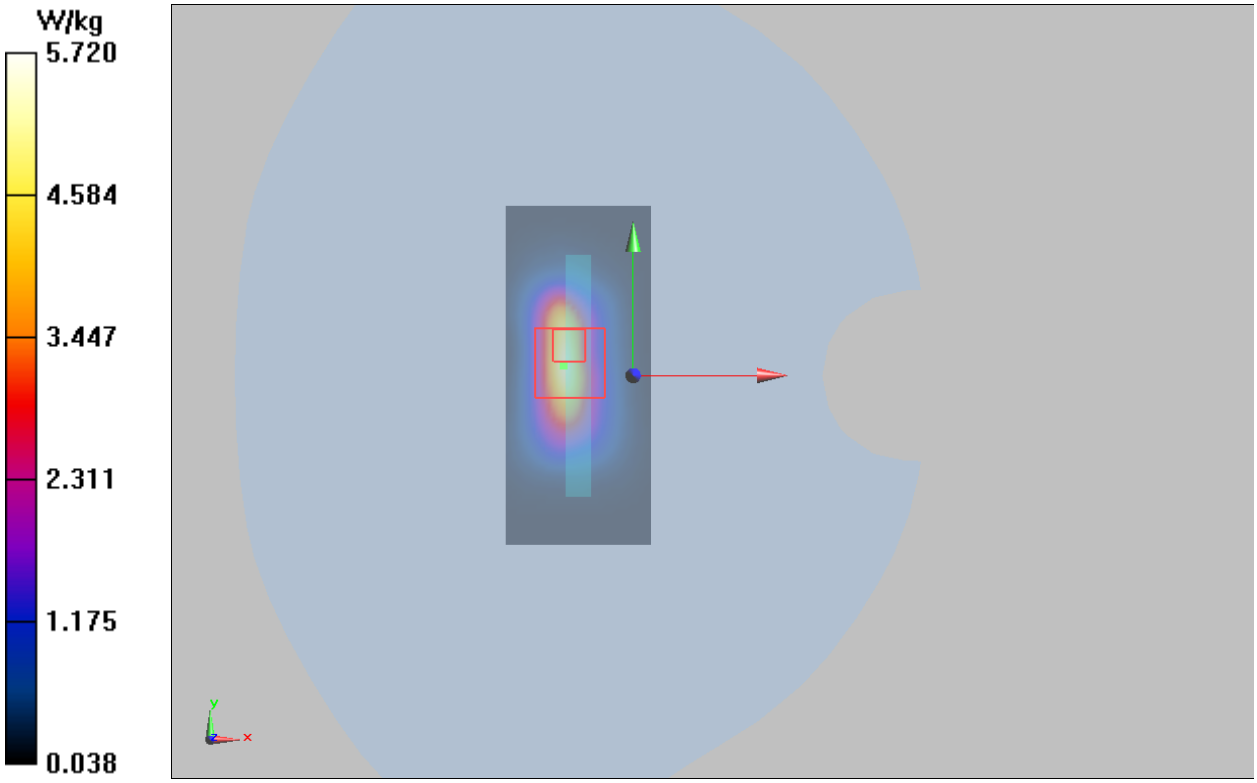

This report shall not be reproduced except in full, without the written approval of TA Technology (Shanghai) Co., Ltd.

Plot 62 LTE Band 2 1RB Bottom Edge Low (Battery2, Distance 8mm)

Date: 7/24/2019

Communication System: UID 0, LTE (0); Frequency: 1860 MHz;Duty Cycle: 1:1

Medium parameters used: f = 1800 MHz; σ = 1.442 S/m; ε_r = 39.65; ρ = 1000 kg/m^3

Ambient Temperature:22.3 ℃ Liquid Temperature: 21.5℃

Phantom section: Flat Section

DASY5 Configuration:

Sensor-Surface: 4mm (Mechanical Surface Detection)

Probe: EX3DV4 - SN3677; ConvF(7.62, 7.62, 7.62); Calibrated: 6/19/2019;

Electronics: DAE4 SN1291; Calibrated: 12/4/2018

Phantom: SAM1; Type: SAM; Serial: TP-1534

Measurement SW: DASY52, Version 52.10 (1); SEMCAD X Version 14.6.11 (7439)

Bottom Edge Low/Area Scan (51x81x1): Interpolated grid: dx=10 mm, dy=10 mm

Maximum value of SAR (interpolated) = 1.83 W/kg

Bottom Edge Low/Zoom Scan (7x7x7)/Cube 0: Measurement grid: dx=5mm, dy=5mm, dz=5mm

Reference Value = 35.61 V/m; Power Drift = 0.010 dB

Peak SAR (extrapolated) = 2.84 W/kg

SAR(1 g) = 1.6 W/kg; SAR(10 g) = 0.872 W/kg

Maximum value of SAR (measured) = 1.790 W/kg

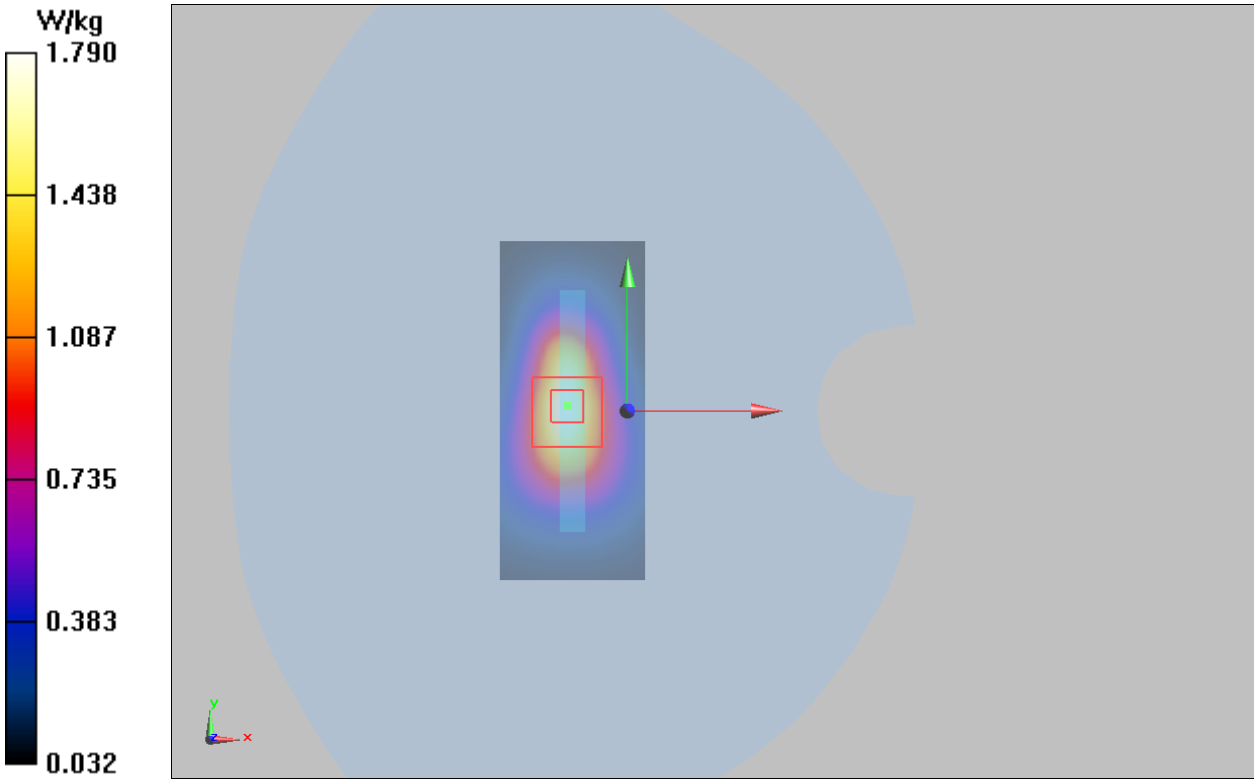

This report shall not be reproduced except in full, without the written approval of TA Technology (Shanghai) Co., Ltd.

Plot 63 LTE Band 4 1RB Right Cheek Low

Date: 7/20/2019

Communication System: UID 0, LTE (0); Frequency: 1720 MHz;Duty Cycle: 1:1

Medium parameters used: f = 1720 MHz; σ = 1.303 S/m; ε_r = 39.467; ρ = 1000 kg/m^3

Ambient Temperature:22.3 ℃ Liquid Temperature: 21.5℃

Phantom section: Right Section

DASY5 Configuration:

Sensor-Surface: 4mm (Mechanical Surface Detection)

Probe: EX3DV4 - SN3677; ConvF(8.21, 8.21, 8.21); Calibrated: 6/19/2019;

Electronics: DAE4 SN1291; Calibrated: 12/4/2018

Phantom: SAM1; Type: SAM; Serial: TP-1534

Measurement SW: DASY52, Version 52.10 (1); SEMCAD X Version 14.6.11 (7439)

Right Cheek Low/Area Scan (71x121x1): Interpolated grid: dx=, dy=

Maximum value of SAR (interpolated) = 0.510 W/kg

Right Cheek Low/Zoom Scan (5x5x7)/Cube 0: Measurement grid: dx=8mm, dy=8mm, dz=5mm

Reference Value = 4.574 V/m; Power Drift = 0.033 dB

Peak SAR (extrapolated) = 0.660 W/kg

SAR(1 g) = 0.455 W/kg; SAR(10 g) = 0.291 W/kg

Maximum value of SAR (measured) = 0.496 W/kg



This report shall not be reproduced except in full, without the written approval of TA Technology (Shanghai) Co., Ltd.

Plot 64 LTE Band 4 1RB Right Cheek Low(best acoustic position)

Date: 7/20/2019

Communication System: UID 0, LTE (0); Frequency: 1720 MHz;Duty Cycle: 1:1

Medium parameters used: f = 1720 MHz; σ = 1.303 S/m; ε_r = 39.467; ρ = 1000 kg/m^3

Ambient Temperature:22.3 ℃ Liquid Temperature: 21.5℃

Phantom section: Right Section

DASY5 Configuration:

Sensor-Surface: 4mm (Mechanical Surface Detection)

Probe: EX3DV4 - SN3677; ConvF(8.21, 8.21, 8.21); Calibrated: 6/19/2019;

Electronics: DAE4 SN1291; Calibrated: 12/4/2018

Phantom: SAM1; Type: SAM; Serial: TP-1534

Measurement SW: DASY52, Version 52.10 (1); SEMCAD X Version 14.6.11 (7439)

Right Cheek Low/Area Scan (71x121x1): Interpolated grid: dx=15 mm, dy=15 mm

Maximum value of SAR (interpolated) = 0.508 W/kg

Right Cheek Low/Zoom Scan (5x5x7)/Cube 0: Measurement grid: dx=8mm, dy=8mm, dz=5mm

Reference Value = 4.491 V/m; Power Drift = 0.048 dB

Peak SAR (extrapolated) = 0.687 W/kg

SAR(1 g) = 0.476 W/kg; SAR(10 g) = 0.304 W/kg

Maximum value of SAR (measured) = 0.508 W/kg

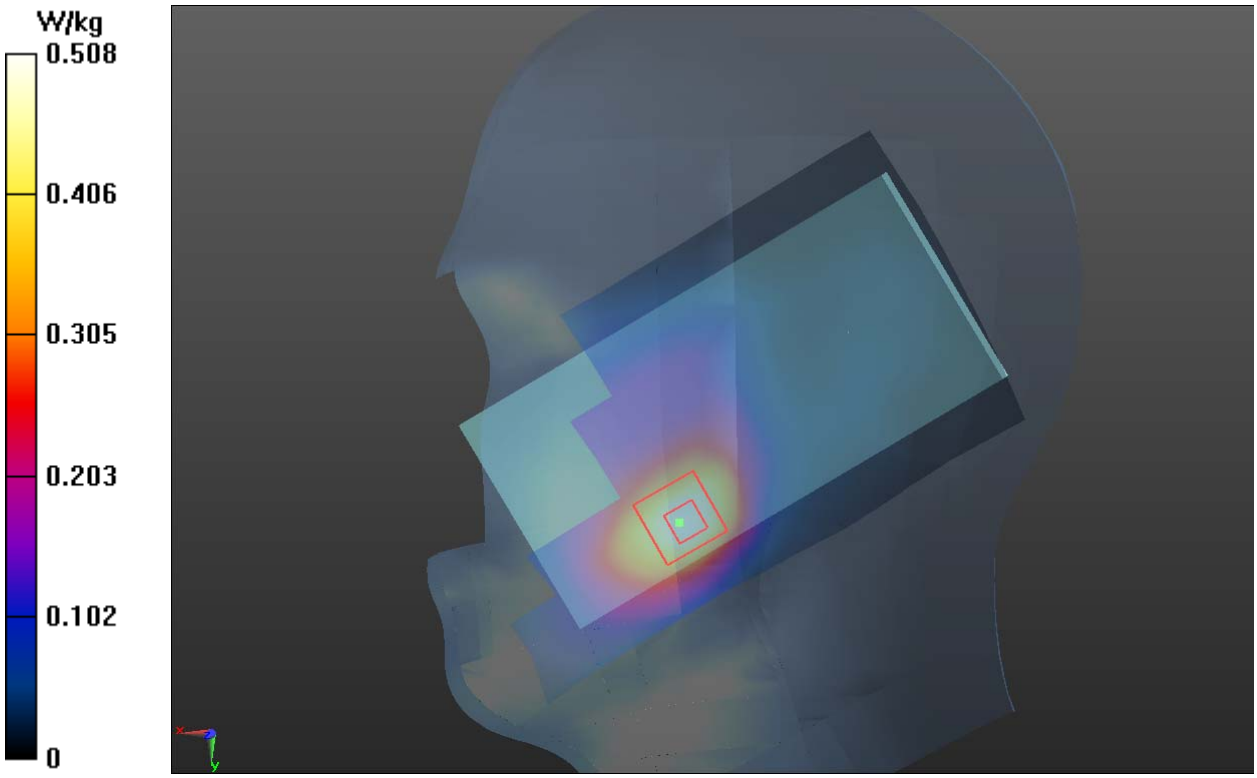

This report shall not be reproduced except in full, without the written approval of TA Technology (Shanghai) Co., Ltd.

Plot 65 LTE Band 4 1RB Back Side Middle (Distance 15mm)

Date: 7/25/2019

Communication System: UID 0, LTE (0); Frequency: 1732.5 MHz;Duty Cycle: 1:1

Medium parameters used (interpolated): f = 1732.5 MHz; σ = 1.313 S/m; ε_r = 39.384; ρ = 1000 kg/m^3

Ambient Temperature:22.3 ℃ Liquid Temperature: 21.5℃

Phantom section: Flat Section

DASY5 Configuration:

Sensor-Surface: 4mm (Mechanical Surface Detection)

Probe: EX3DV4 - SN3677; ConvF(7.86, 7.86, 7.86); Calibrated: 6/19/2019;

Electronics: DAE4 SN1291; Calibrated: 12/4/2018

Phantom: SAM1; Type: SAM; Serial: TP-1534

Measurement SW: DASY52, Version 52.10 (1); SEMCAD X Version 14.6.11 (7439)

Back Side Middle/Area Scan (71x121x1): Interpolated grid: dx=15 mm, dy=15 mm

Maximum value of SAR (interpolated) = 0.610 W/kg

Back Side Middle/Zoom Scan (5x5x7)/Cube 0: Measurement grid: dx=8mm, dy=8mm, dz=5mm

Reference Value = 11.51 V/m; Power Drift = -0.030 dB

Peak SAR (extrapolated) = 1.28 W/kg

SAR(1 g) = 0.571 W/kg; SAR(10 g) = 0.305 W/kg

Maximum value of SAR (measured) = 0.605 W/kg

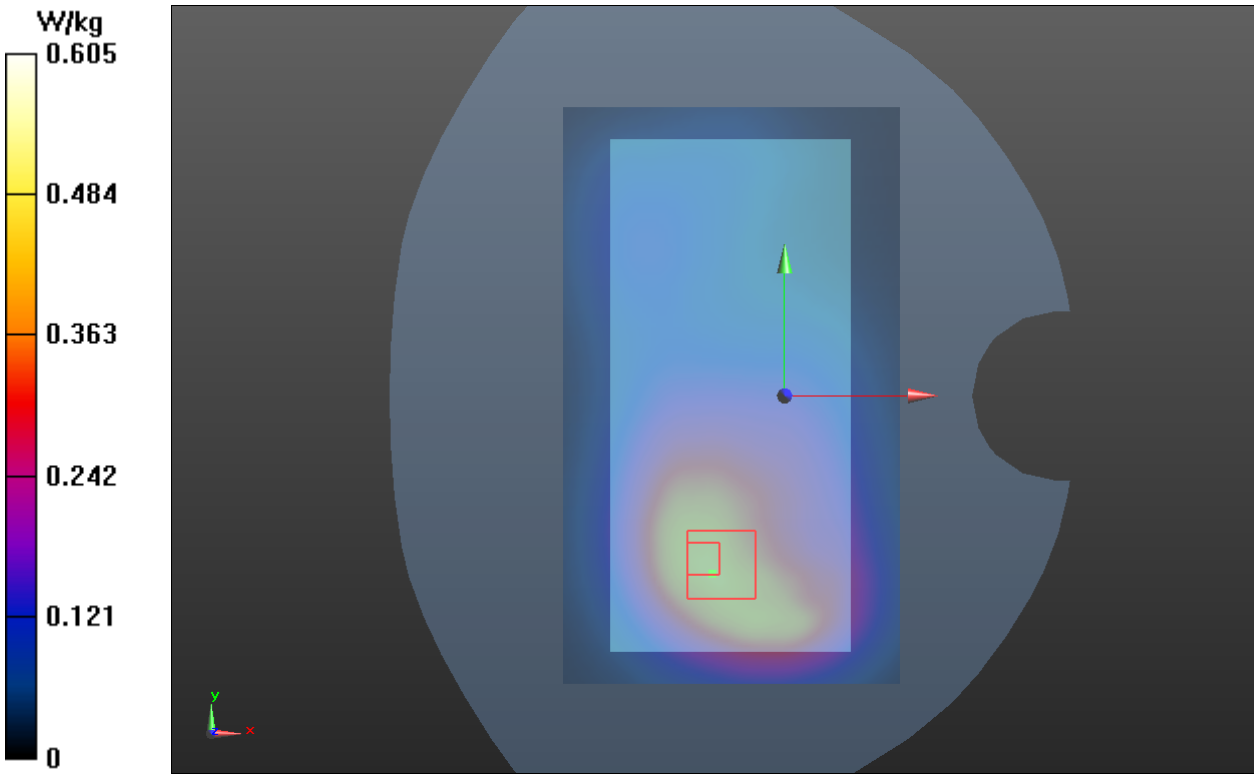

This report shall not be reproduced except in full, without the written approval of TA Technology (Shanghai) Co., Ltd.

Plot 66 LTE Band 4 50%RB Bottom Edge Low (Distance 10mm)

Date: 7/25/2019

Communication System: UID 0, LTE (0); Frequency: 1720 MHz;Duty Cycle: 1:1

Medium parameters used: f = 1720 MHz; σ = 1.303 S/m; ε_r = 39.467; ρ = 1000 kg/m^3

Ambient Temperature:22.3 ℃ Liquid Temperature: 21.5℃

Phantom section: Flat Section

DASY5 Configuration:

Sensor-Surface: 4mm (Mechanical Surface Detection)

Probe: EX3DV4 - SN3677; ConvF(7.86, 7.86, 7.86); Calibrated: 6/19/2019;

Electronics: DAE4 SN1291; Calibrated: 12/4/2018

Phantom: SAM1; Type: SAM; Serial: TP-1534

Measurement SW: DASY52, Version 52.10 (1); SEMCAD X Version 14.6.11 (7439)

Bottom Edge Low/Area Scan (51x91x1): Interpolated grid: dx=10 mm, dy=10 mm

Maximum value of SAR (interpolated) = 0.763 W/kg

Bottom Edge Low/Zoom Scan (7x7x7)/Cube 0: Measurement grid: dx=5mm, dy=5mm, dz=5mm

Reference Value = 22.99 V/m; Power Drift = -0.022 dB

Peak SAR (extrapolated) = 1.11 W/kg

SAR(1 g) = 0.665 W/kg; SAR(10 g) = 0.380 W/kg

Maximum value of SAR (measured) = 0.726 W/kg

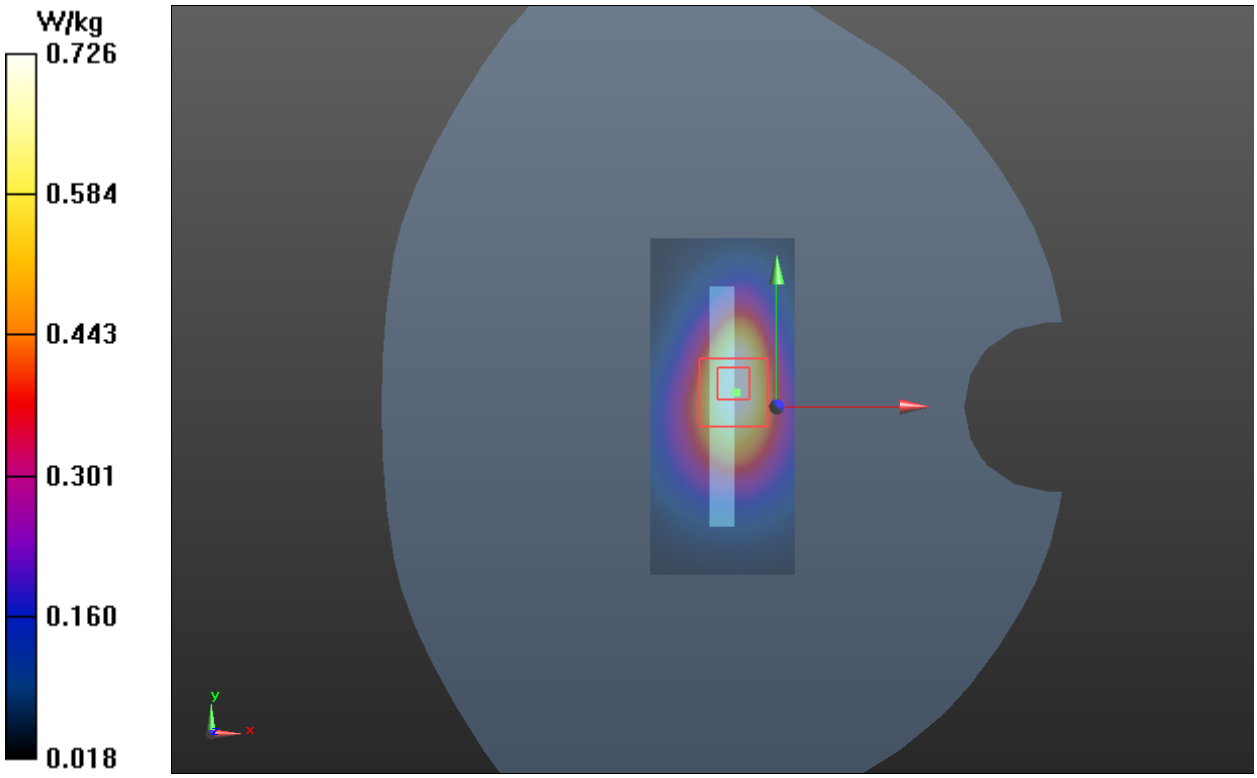

This report shall not be reproduced except in full, without the written approval of TA Technology (Shanghai) Co., Ltd.

Plot 67 LTE Band 4 50%RB Bottom Edge Low (Battery2, Distance 0mm)

Date: 7/25/2019

Communication System: UID 0, LTE (0); Frequency: 1720 MHz;Duty Cycle: 1:1

Medium parameters used: f = 1720 MHz; σ = 1.38 S/m; ε_r = 40.103; ρ = 1000 kg/m^3

Ambient Temperature:22.3 ℃ Liquid Temperature: 21.5℃

Phantom section: Flat Section

DASY5 Configuration:

Sensor-Surface: 4mm (Mechanical Surface Detection)

Probe: EX3DV4 - SN3677; ConvF(7.86, 7.86, 7.86); Calibrated: 6/19/2019;

Electronics: DAE4 SN1291; Calibrated: 12/4/2018

Phantom: SAM1; Type: SAM; Serial: TP-1534

Measurement SW: DASY52, Version 52.10 (1); SEMCAD X Version 14.6.11 (7439)

Bottom Edge Low/Area Scan(51x91x1): Interpolated grid: dx=10 mm, dy=10 mm

Maximum value of SAR (interpolated) = 4.150 W/kg

Bottom Edge Low/Zoom Scan (7x7x7)/Cube 0: Measurement grid: dx=5mm, dy=5mm, dz=5mm

Reference Value = 50.51 V/m; Power Drift = 0.140 dB

Peak SAR (extrapolated) = 9.15 W/kg

SAR(1 g) = 3.630 W/kg; SAR(10 g) = 1.630 W/kg

Maximum value of SAR (measured) = 4.390 W/kg

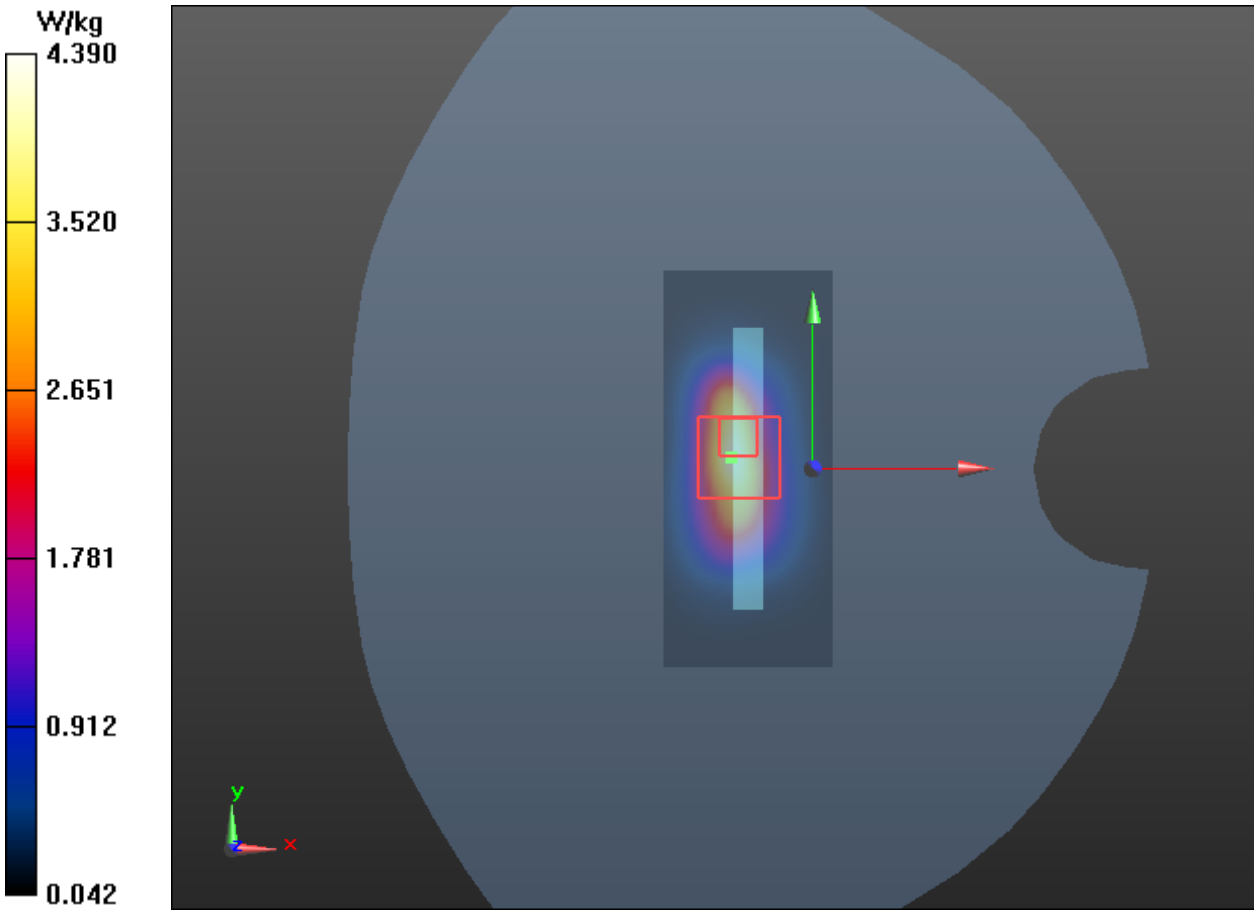

This report shall not be reproduced except in full, without the written approval of TA Technology (Shanghai) Co., Ltd.

Plot 68 LTE Band 4 50%RB Bottom Edge Middle (Distance 8mm)

Date: 7/25/2019

Communication System: UID 0, LTE (0); Frequency: 1732.5 MHz;Duty Cycle: 1:1

Medium parameters used (interpolated): f = 1732.5 MHz; σ = 1.293 S/m; ε_r = 38.785; ρ = 1000 kg/m^3

Ambient Temperature:22.3 ℃ Liquid Temperature: 21.5℃

Phantom section: Flat Section

DASY5 Configuration:

Sensor-Surface: 4mm (Mechanical Surface Detection)

Probe: EX3DV4 - SN3677; ConvF(7.86, 7.86, 7.86); Calibrated: 6/19/2019;

Electronics: DAE4 SN1291; Calibrated: 12/4/2018

Phantom: SAM1; Type: SAM; Serial: TP-1534

Measurement SW: DASY52, Version 52.10 (1); SEMCAD X Version 14.6.11 (7439)

Bottom Edge Middle/Area Scan (51x91x1): Interpolated grid: dx=10 mm, dy=10 mm

Maximum value of SAR (interpolated) = 1.80 W/kg

Bottom Edge Middle/Zoom Scan (7x7x7)/Cube 0: Measurement grid: dx=5mm, dy=5mm, dz=5mm

Reference Value = 33.89 V/m; Power Drift = 0.152 dB

Peak SAR (extrapolated) = 2.59 W/kg

SAR(1 g) = 1.520 W/kg; SAR(10 g) = 0.863 W/kg

Maximum value of SAR (measured) = 1.690 W/kg

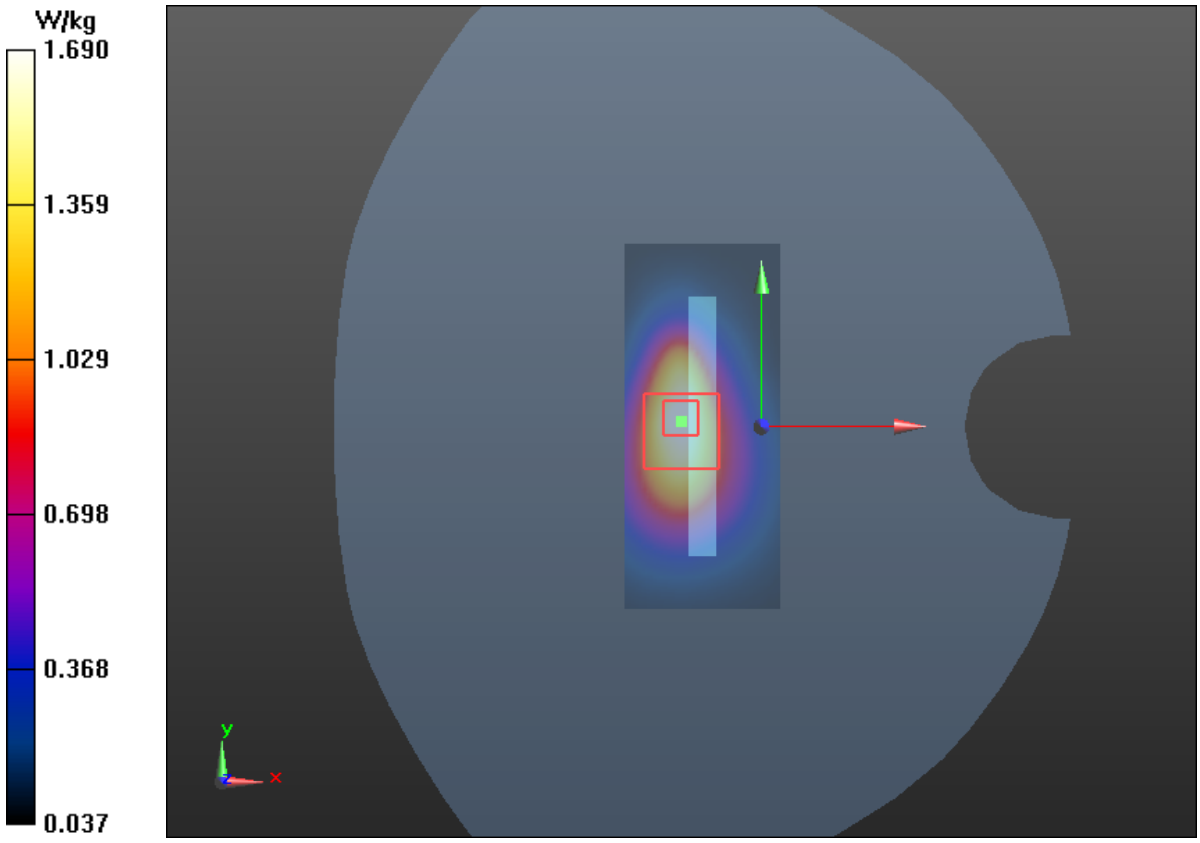

This report shall not be reproduced except in full, without the written approval of TA Technology (Shanghai) Co., Ltd.

Plot 69 LTE Band 5 1RB Right Cheek Middle

Date: 7/19/2019

Communication System: UID 0, LTE (0); Frequency: 836.5 MHz;Duty Cycle: 1:1

Medium parameters used (interpolated): f = 836.5 MHz; σ = 0.923 S/m; ε_r = 42.199; ρ = 1000 kg/m^3

Ambient Temperature:22.3 ℃ Liquid Temperature: 21.5℃

Phantom section: Right Section

DASY5 Configuration:

Sensor-Surface: 4mm (Mechanical Surface Detection)

Probe: EX3DV4 - SN3677; ConvF(9.20, 9.20, 9.20); Calibrated: 6/19/2019;

Electronics: DAE4 SN1291; Calibrated: 12/4/2018

Phantom: SAM1; Type: SAM; Serial: TP-1534

Measurement SW: DASY52, Version 52.10 (1); SEMCAD X Version 14.6.11 (7439)

Right Cheek Middle/Area Scan (71x121x1): Interpolated grid: dx=15 mm, dy=15 mm

Maximum value of SAR (interpolated) = 0.325 W/kg

Right Cheek Middle/Zoom Scan (5x5x7)/Cube 0: Measurement grid: dx=8mm, dy=8mm, dz=5mm

Reference Value = 8.169 V/m; Power Drift = -0.028 dB

Peak SAR (extrapolated) = 0.399 W/kg

SAR(1 g) = 0.304 W/kg; SAR(10 g) = 0.221 W/kg

Maximum value of SAR (measured) = 0.317 W/kg

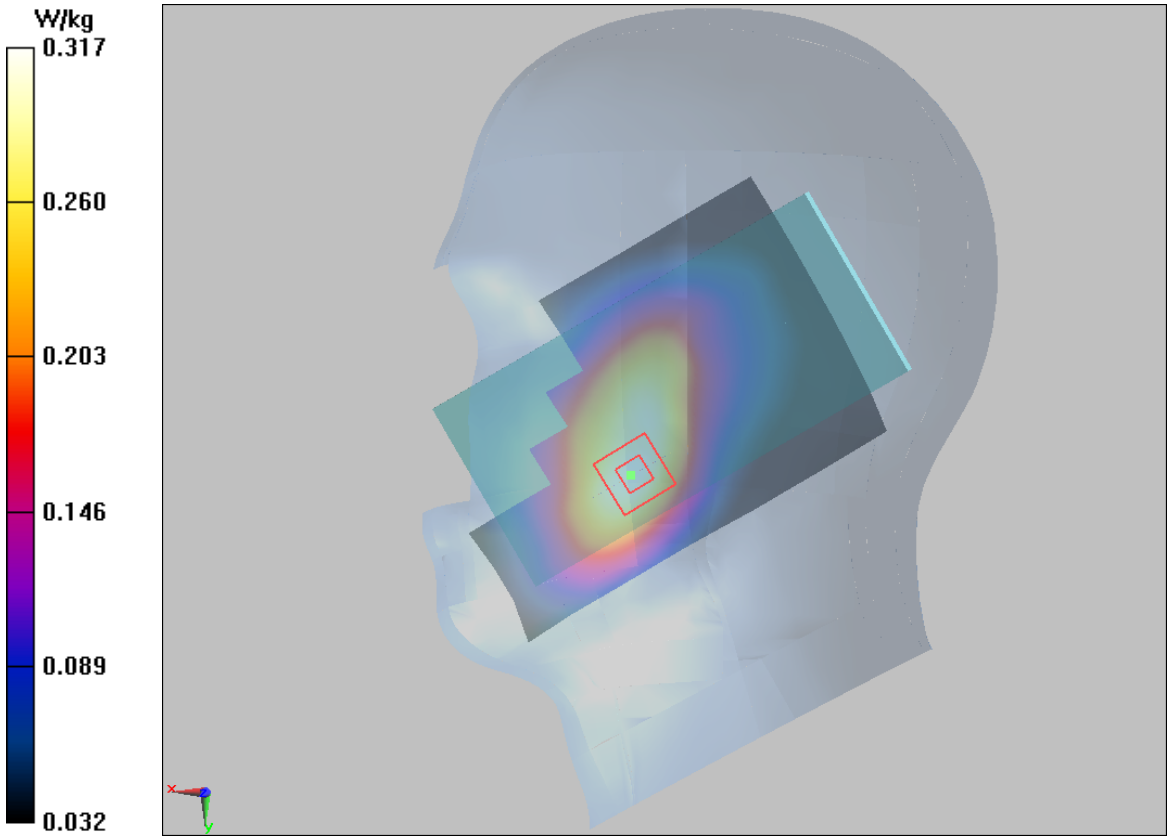

This report shall not be reproduced except in full, without the written approval of TA Technology (Shanghai) Co., Ltd.

Plot 70 LTE Band 5 1RB Right Cheek Middle(best acoustic position)

Date: 7/19/2019

Communication System: UID 0, WCDMA (0); Frequency: 836.6 MHz;Duty Cycle: 1:1

Medium parameters used: f = 837 MHz; σ = 0.923 S/m; ε_r = 42.201; ρ = 1000 kg/m^3

Ambient Temperature:22.3 ℃ Liquid Temperature: 21.5℃

Phantom section: Right Section

DASY5 Configuration:

Sensor-Surface: 4mm (Mechanical Surface Detection)

Probe: EX3DV4 - SN3677; ConvF(9.20, 9.20, 9.20); Calibrated: 6/19/2019;

Electronics: DAE4 SN1291; Calibrated: 12/4/2018

Phantom: SAM1; Type: SAM; Serial: TP-1534

Measurement SW: DASY52, Version 52.10 (1); SEMCAD X Version 14.6.11 (7439)

Right Cheek Middle/Area Scan (71x121x1): Interpolated grid: dx=15 mm, dy=15 mm

Maximum value of SAR (interpolated) = 0.255 W/kg

Right Cheek Middle/Zoom Scan (5x5x7)/Cube 0: Measurement grid: dx=8mm, dy=8mm, dz=5mm

Reference Value = 7.065 V/m; Power Drift = 0.025 dB

Peak SAR (extrapolated) = 0.314 W/kg

SAR(1 g) = 0.234 W/kg; SAR(10 g) = 0.167 W/kg

Maximum value of SAR (measured) = 0.248 W/kg

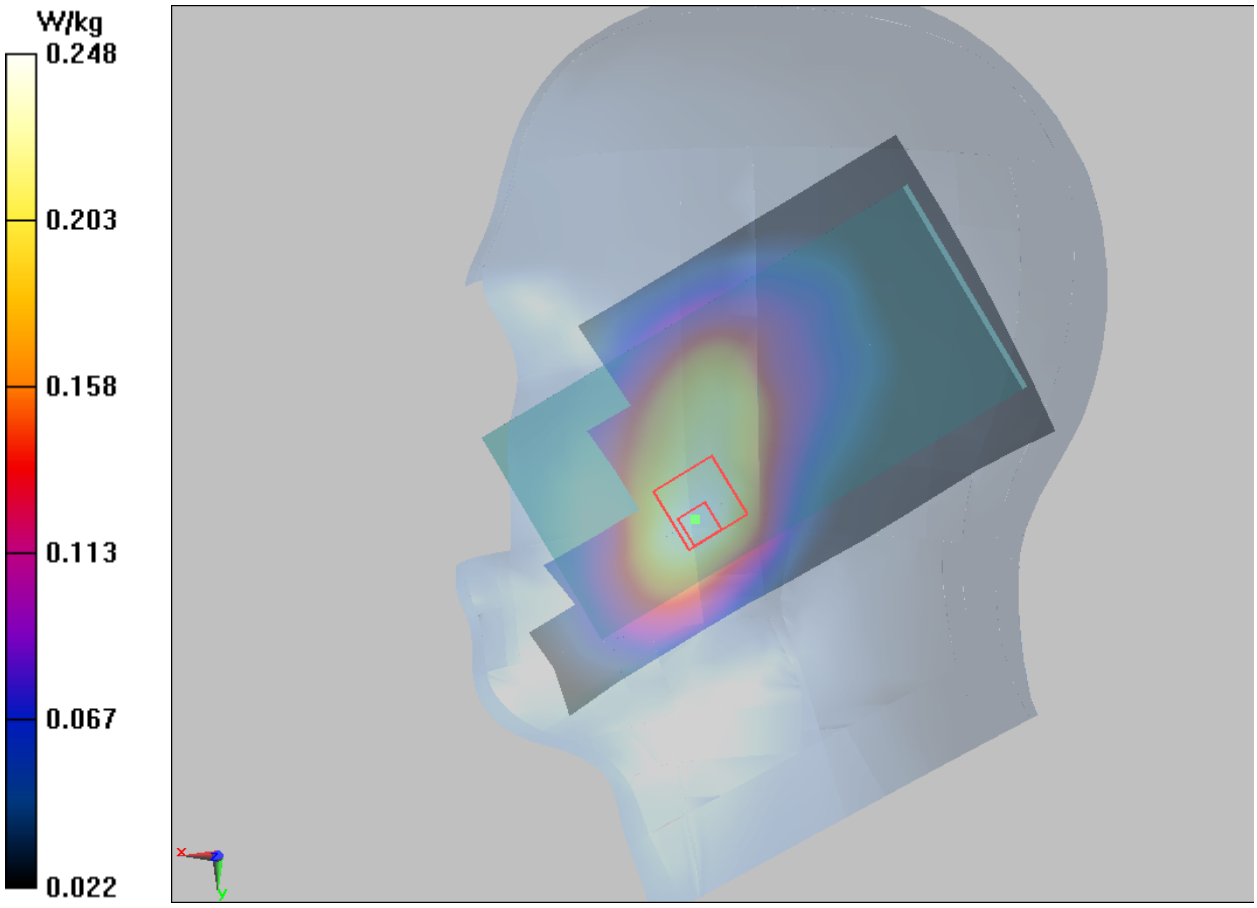

This report shall not be reproduced except in full, without the written approval of TA Technology (Shanghai) Co., Ltd.

Plot 71 LTE Band 5 1RB Back Side Middle (Distance 10mm)

Date: 7/23/2019

Communication System: UID 0, LTE (0); Frequency: 836.5 MHz;Duty Cycle: 1:1

Medium parameters used (interpolated): f = 836.5 MHz; σ = 0.923 S/m; ε_r = 42.199; ρ = 1000 kg/m^3

Ambient Temperature:22.3 ℃ Liquid Temperature: 21.5℃

Phantom section: Flat Section

DASY5 Configuration:

Sensor-Surface: 4mm (Mechanical Surface Detection)

Probe: EX3DV4 - SN3677; ConvF(9.40, 9.40, 9.40); Calibrated: 6/19/2019;

Electronics: DAE4 SN1291; Calibrated: 12/4/2018

Phantom: SAM1; Type: SAM; Serial: TP-1534

Measurement SW: DASY52, Version 52.10 (1); SEMCAD X Version 14.6.11 (7439)

Back Side Middle/Area Scan (71x121x1): Interpolated grid: dx=, dy=

Maximum value of SAR (interpolated) = 0.441 W/kg

Back Side Middle/Zoom Scan (5x5x7)/Cube 0: Measurement grid: dx=8mm, dy=8mm, dz=5mm

Reference Value = 13.56 V/m; Power Drift = -0.03 dB

Peak SAR (extrapolated) = 0.581 W/kg

SAR(1 g) = 0.409 W/kg; SAR(10 g) = 0.278 W/kg

Maximum value of SAR (measured) = 0.439 W/kg

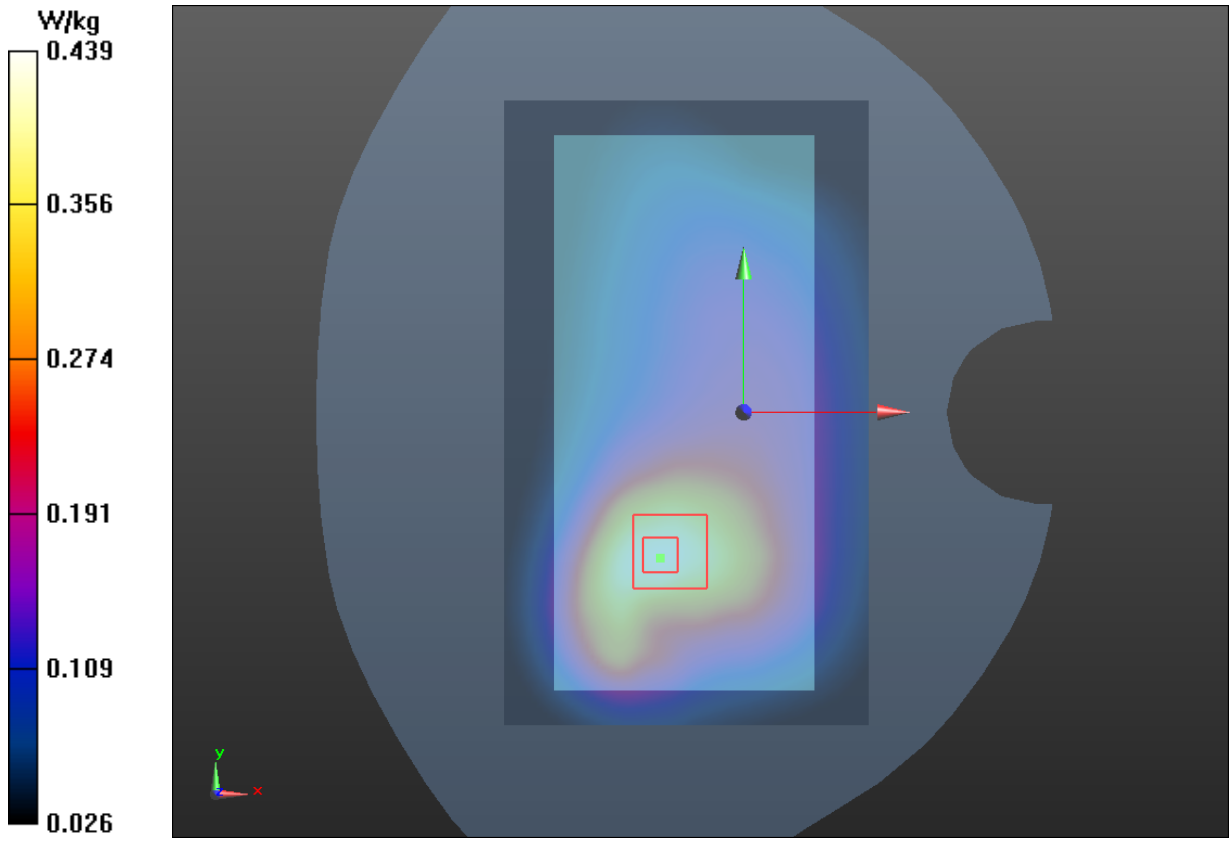

This report shall not be reproduced except in full, without the written approval of TA Technology (Shanghai) Co., Ltd.

Plot 72 LTE Band 7 1RB Left Cheek High

Date: 7/26/2019

Communication System: UID 0, LTE (0); Frequency: 2560 MHz;Duty Cycle: 1:1

Medium parameters used: f = 2560 MHz; σ = 1.997 S/m; ε_r = 40.391; ρ = 1000 kg/m^3

Ambient Temperature:22.3 ℃ Liquid Temperature: 21.5℃

Phantom section: Left Section

DASY5 Configuration:

Sensor-Surface: 4mm (Mechanical Surface Detection)

Probe: EX3DV4 - SN3677; ConvF(7.20, 7.20, 7.20); Calibrated: 6/19/2019;

Electronics: DAE4 SN1291; Calibrated: 12/4/2018

Phantom: SAM1; Type: SAM; Serial: TP-1534

Measurement SW: DASY52, Version 52.10 (1); SEMCAD X Version 14.6.11 (7439)

Left Cheek High/Area Scan (91x151x1): Interpolated grid: dx=12 mm, dy=12 mm

Maximum value of SAR (interpolated) = 0.564 W/kg

Left Cheek High/Zoom Scan (7x7x7)/Cube 0: Measurement grid: dx=5mm, dy=5mm, dz=5mm

Reference Value = 0.6030 V/m; Power Drift = 0.1 dB

Peak SAR (extrapolated) = 0.921 W/kg

SAR(1 g) = 0.507 W/kg; SAR(10 g) = 0.266 W/kg

Maximum value of SAR (measured) = 0.547 W/kg

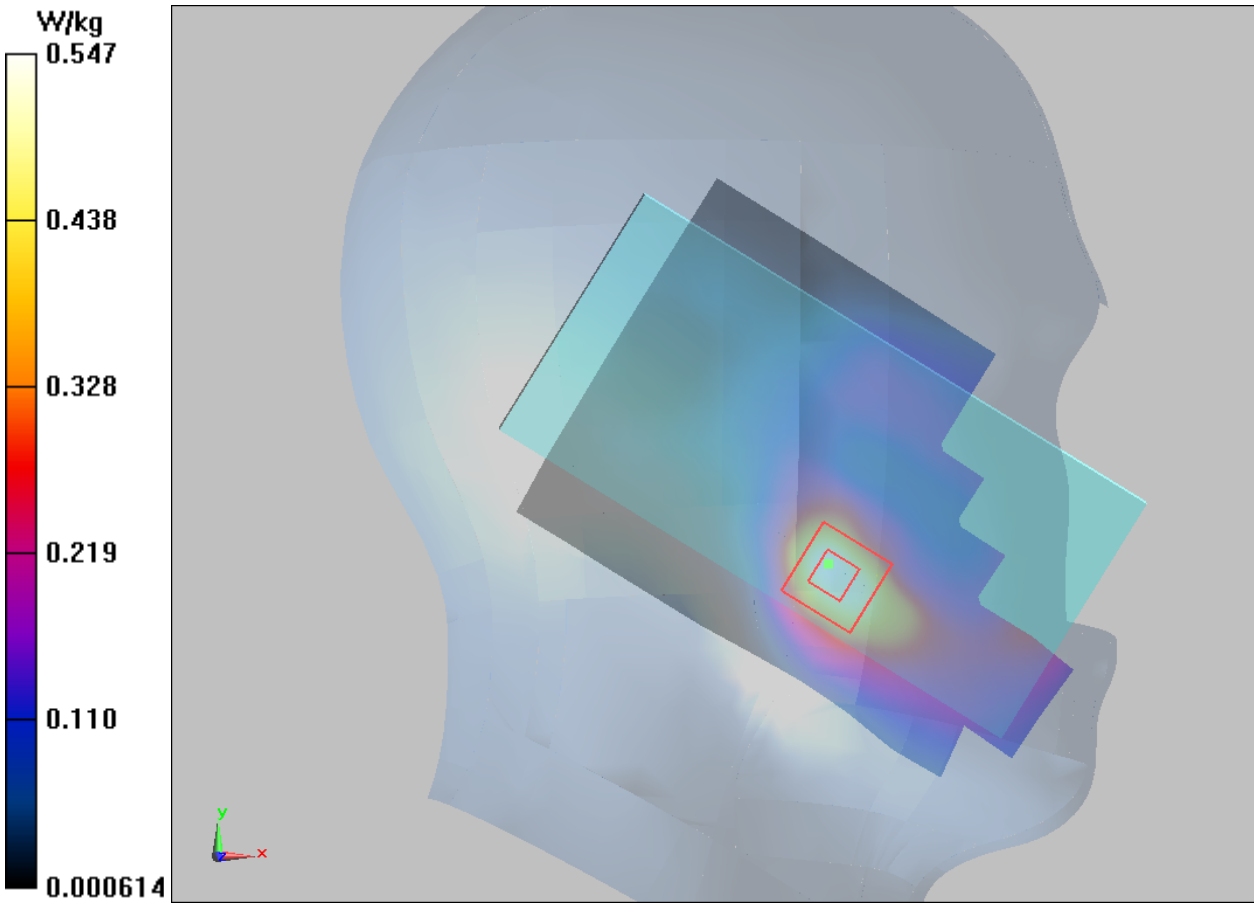

This report shall not be reproduced except in full, without the written approval of TA Technology (Shanghai) Co., Ltd.

Plot 73 LTE Band 7 1RB Left Cheek High (best acoustic position)

Date: 7/26/2019

Communication System: UID 0, LTE (0); Frequency: 2560 MHz;Duty Cycle: 1:1

Medium parameters used: f = 2560 MHz; σ = 1.997 S/m; ε_r = 40.391; ρ = 1000 kg/m^3

Ambient Temperature:22.3 ℃ Liquid Temperature: 21.5℃

Phantom section: Left Section

DASY5 Configuration:

Sensor-Surface: 4mm (Mechanical Surface Detection)

Probe: EX3DV4 - SN3677; ConvF(7.20, 7.20, 7.20); Calibrated: 6/19/2019;

Electronics: DAE4 SN1291; Calibrated: 12/4/2018

Phantom: SAM1; Type: SAM; Serial: TP-1534

Measurement SW: DASY52, Version 52.10 (1); SEMCAD X Version 14.6.11 (7439)

Left Cheek High/Area Scan (91x151x1): Interpolated grid: dx=12 mm, dy=12 mm

Maximum value of SAR (interpolated) = 0.624 W/kg

Left Cheek High/Zoom Scan (7x7x7)/Cube 0: Measurement grid: dx=5mm, dy=5mm, dz=5mm

Reference Value = 2.112 V/m; Power Drift = 0.175 dB

Peak SAR (extrapolated) = 1.08 W/kg

SAR(1 g) = 0.598 W/kg; SAR(10 g) = 0.318 W/kg

Maximum value of SAR (measured) = 0.656 W/kg

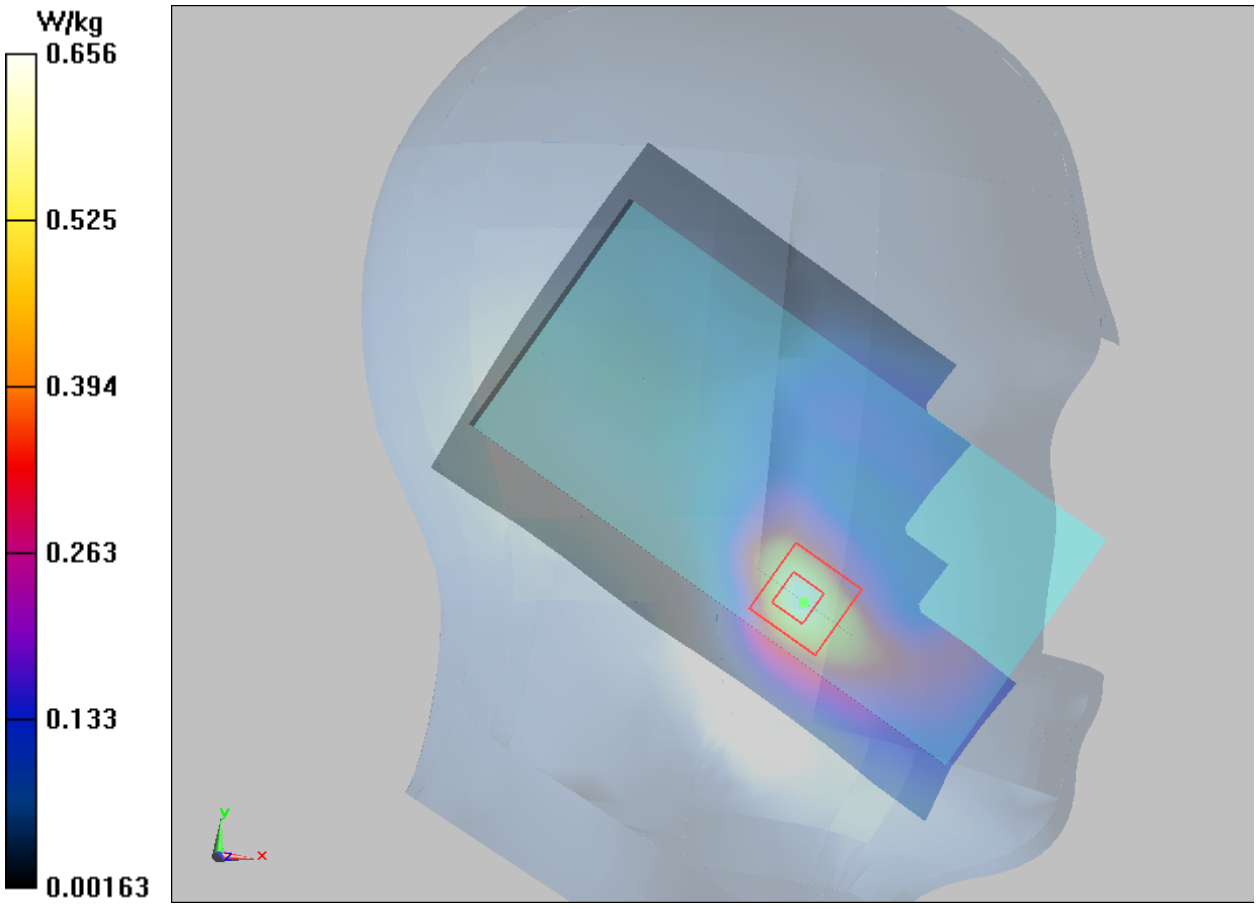

This report shall not be reproduced except in full, without the written approval of TA Technology (Shanghai) Co., Ltd.

Plot 74 LTE Band 7 1RB Back Side High(Distance 15mm)

Date: 7/21/2019

Communication System: UID 0, LTE (0); Frequency: 2560 MHz;Duty Cycle: 1:1

Medium parameters used: f = 2560 MHz; σ = 1.997 S/m; ε_r = 40.391; ρ = 1000 kg/m^3

Ambient Temperature:22.3 ℃ Liquid Temperature: 21.5℃

Phantom section: Flat Section

DASY5 Configuration:

Sensor-Surface: 4mm (Mechanical Surface Detection)

Probe: EX3DV4 - SN3677; ConvF(7.33, 7.33, 7.33); Calibrated: 6/19/2019;

Electronics: DAE4 SN1291; Calibrated: 12/4/2018

Phantom: SAM1; Type: SAM; Serial: TP-1534

Measurement SW: DASY52, Version 52.10 (1); SEMCAD X Version 14.6.11 (7439)

Back Side Middle /Area Scan (91x151x1): Interpolated grid: dx=12 mm, dy=12 mm

Maximum value of SAR (interpolated) = 0.861 W/kg

Back Side Middle /Zoom Scan (7x7x7)/Cube 0: Measurement grid: dx=5mm, dy=5mm, dz=5mm

Reference Value = 5.079 V/m; Power Drift = 0.031 dB

Peak SAR (extrapolated) = 1.49 W/kg

SAR(1 g) = 0.766 W/kg; SAR(10 g) = 0.397 W/kg

Maximum value of SAR (measured) = 0.844 W/kg

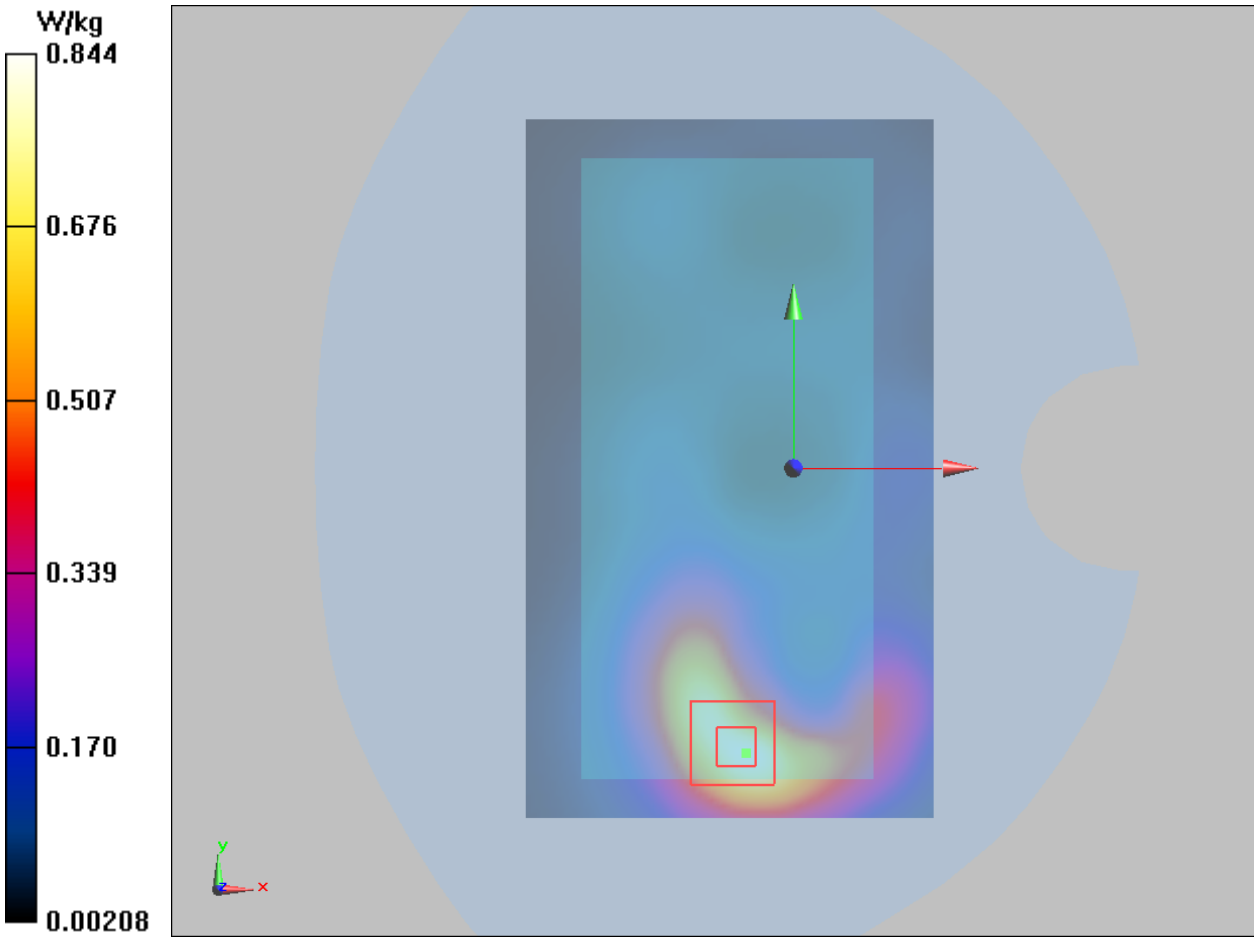

This report shall not be reproduced except in full, without the written approval of TA Technology (Shanghai) Co., Ltd.

Plot 75 LTE Band 7 1RB Bottom Edge High (Distance 10mm)

Date: 7/21/2019

Communication System: UID 0, LTE (0); Frequency: 2560 MHz;Duty Cycle: 1:1

Medium parameters used: f = 2560 MHz; σ = 1.997 S/m; ε_r = 40.391; ρ = 1000 kg/m^3

Ambient Temperature:22.3 ℃ Liquid Temperature: 21.5℃

Phantom section: Flat Section

DASY5 Configuration:

Sensor-Surface: 4mm (Mechanical Surface Detection)

Probe: EX3DV4 - SN3677; ConvF(7.33, 7.33, 7.33); Calibrated: 6/19/2019;

Electronics: DAE4 SN1291; Calibrated: 12/4/2018

Phantom: SAM1; Type: SAM; Serial: TP-1534

Measurement SW: DASY52, Version 52.10 (1); SEMCAD X Version 14.6.11 (7439)

Bottom Edge High/Area Scan (51x91x1): Interpolated grid: dx=10 mm, dy=10 mm Maximum value of SAR (interpolated) = 0.848 W/kg

Bottom Edge High/Zoom Scan (7x7x7)/Cube 0: Measurement grid: dx=5mm, dy=5mm, dz=5mm

Reference Value = 20.20 V/m; Power Drift = 0.052 dB

Peak SAR (extrapolated) = 1.50 W/kg

SAR(1 g) = 0.727 W/kg; SAR(10 g) = 0.355 W/kg

Maximum value of SAR (measured) = 0.830 W/kg

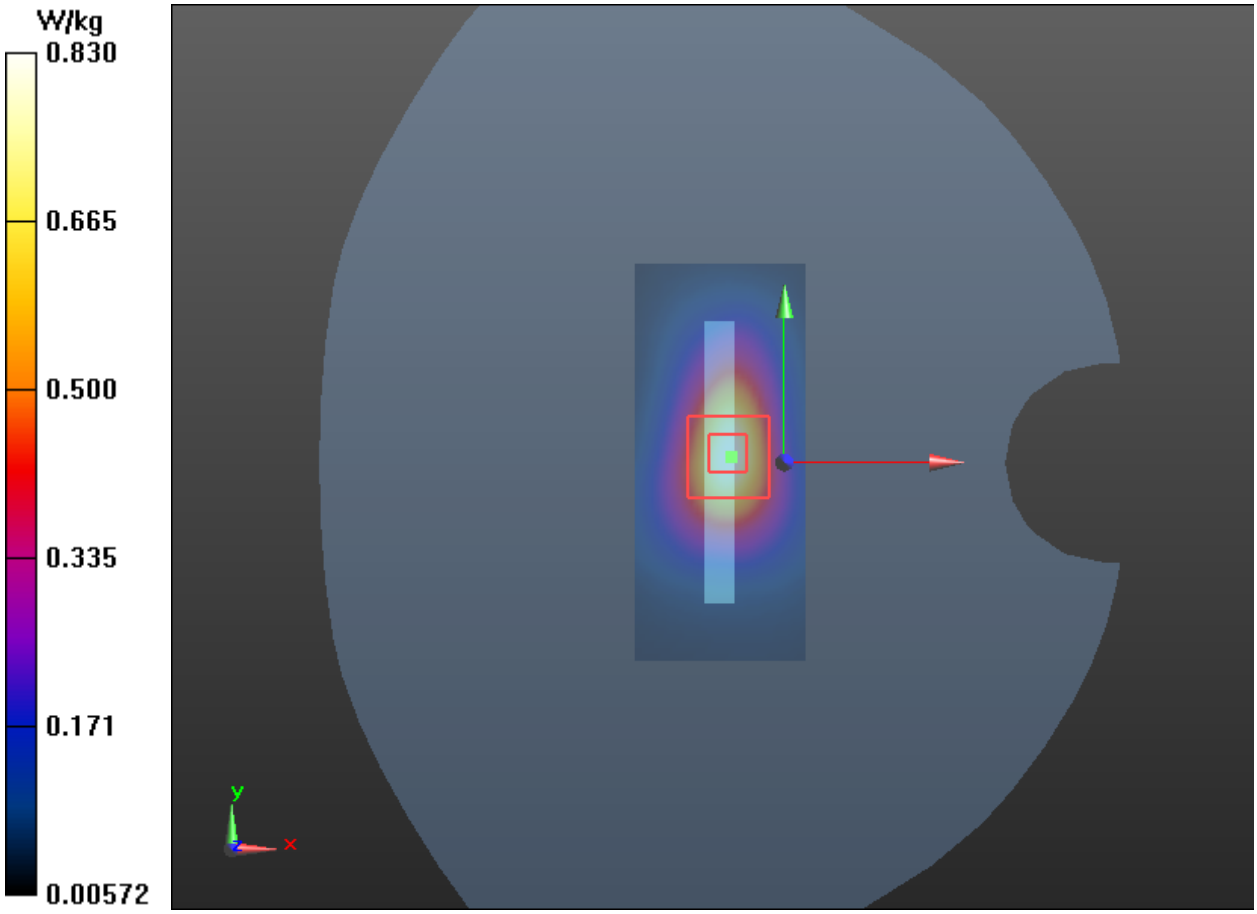

This report shall not be reproduced except in full, without the written approval of TA Technology (Shanghai) Co., Ltd.

Plot 76 LTE Band 7 50%RB Bottom Edge High (Distance 0mm)

Date: 7/21/2019

Communication System: UID 0, LTE (0); Frequency: 2560 MHz;Duty Cycle: 1:1

Medium parameters used: f = 2560 MHz; σ = 1.997 S/m; ε_r = 40.391; ρ = 1000 kg/m^3

Ambient Temperature:22.3 ℃ Liquid Temperature: 21.5℃

Phantom section: Flat Section

DASY5 Configuration:

Sensor-Surface: 4mm (Mechanical Surface Detection)

Probe: EX3DV4 - SN3677; ConvF(7.33, 7.33, 7.33); Calibrated: 6/19/2019;

Electronics: DAE4 SN1291; Calibrated: 12/4/2018

Phantom: SAM1; Type: SAM; Serial: TP-1534

Measurement SW: DASY52, Version 52.10 (1); SEMCAD X Version 14.6.11 (7439)

Bottom Edge High/Area Scan (91x151x1): Interpolated grid: dx=12 mm, dy=12 mm Maximum value of SAR (interpolated) = 5.900 W/kg

Bottom Edge High/Zoom Scan (7x7x7)/Cube 0: Measurement grid: dx=5mm, dy=5mm, dz=5mm

Reference Value = 46.29 V/m; Power Drift = 0.080 dB

Peak SAR (extrapolated) = 19.2 W/kg

SAR(1 g) = 5.210 W/kg; SAR(10 g) = 1.910 W/kg

Maximum value of SAR (measured) = 6.370 W/kg

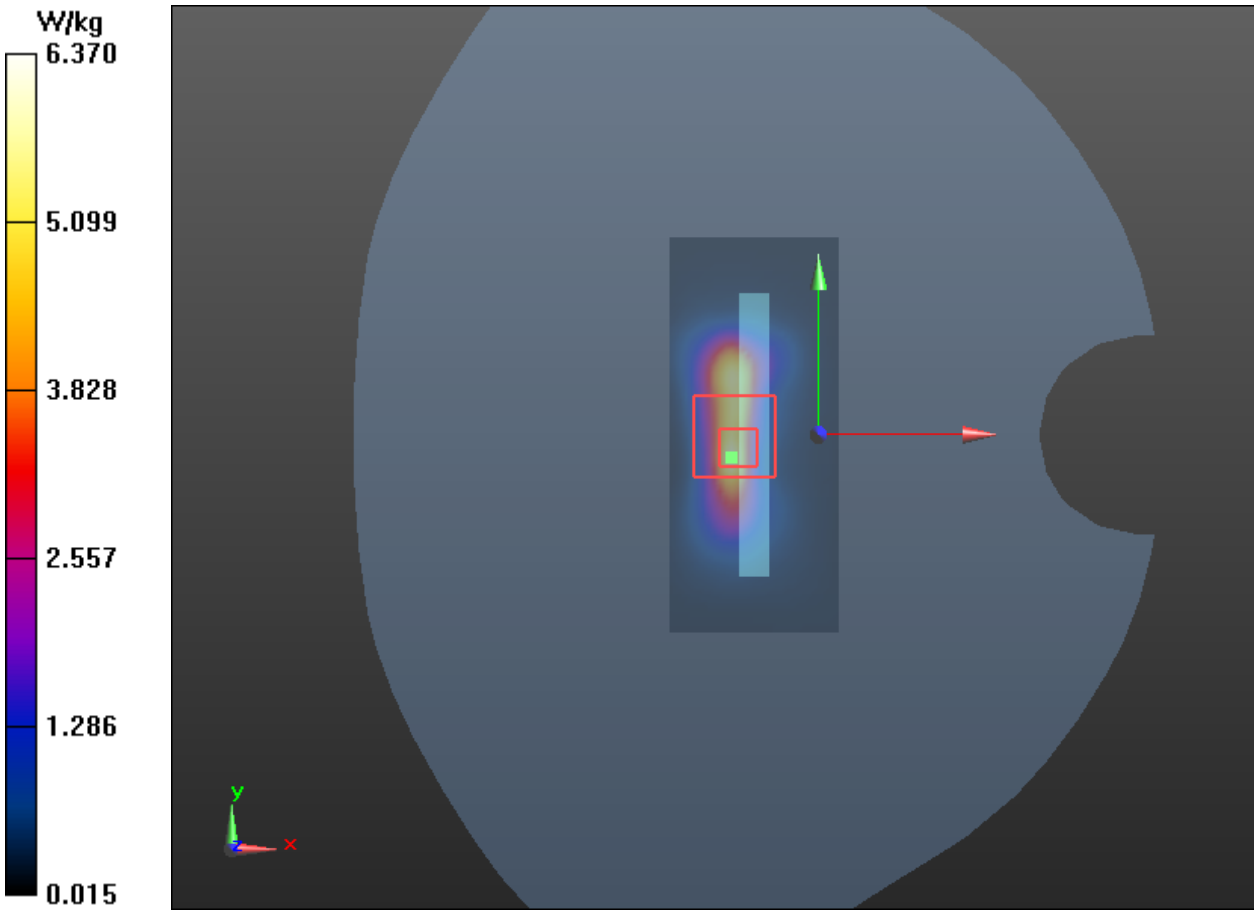

This report shall not be reproduced except in full, without the written approval of TA Technology (Shanghai) Co., Ltd.

Plot 77 LTE Band 7 1RB Back Side High (Distance 3mm)

Date: 7/21/2019

Communication System: UID 0, LTE (0); Frequency: 2560 MHz;Duty Cycle: 1:1

Medium parameters used: f = 2560 MHz; σ = 1.997 S/m; ε_r = 40.391; ρ = 1000 kg/m^3

Ambient Temperature:22.3 ℃ Liquid Temperature: 21.5℃

Phantom section: Flat Section

DASY5 Configuration:

Sensor-Surface: 4mm (Mechanical Surface Detection)

Probe: EX3DV4 - SN3677; ConvF(7.33, 7.33, 7.33); Calibrated: 6/19/2019;

Electronics: DAE4 SN1291; Calibrated: 12/4/2018

Phantom: SAM1; Type: SAM; Serial: TP-1534

Measurement SW: DASY52, Version 52.10 (1); SEMCAD X Version 14.6.11 (7439)

Back Side High/Area Scan (91x151x1): Interpolated grid: dx=12 mm, dy=12 mm

Maximum value of SAR (interpolated) = 4.62 W/kg

Back Side High/Zoom Scan (7x7x7)/Cube 0: Measurement grid: dx=5mm, dy=5mm, dz=5mm

Reference Value = 8.391 V/m; Power Drift = -0.062 dB

Peak SAR (extrapolated) = 12.6 W/kg

SAR(1 g) = 5.32 W/kg; SAR(10 g) = 2.110 W/kg

Maximum value of SAR (measured) = 6.570 W/kg

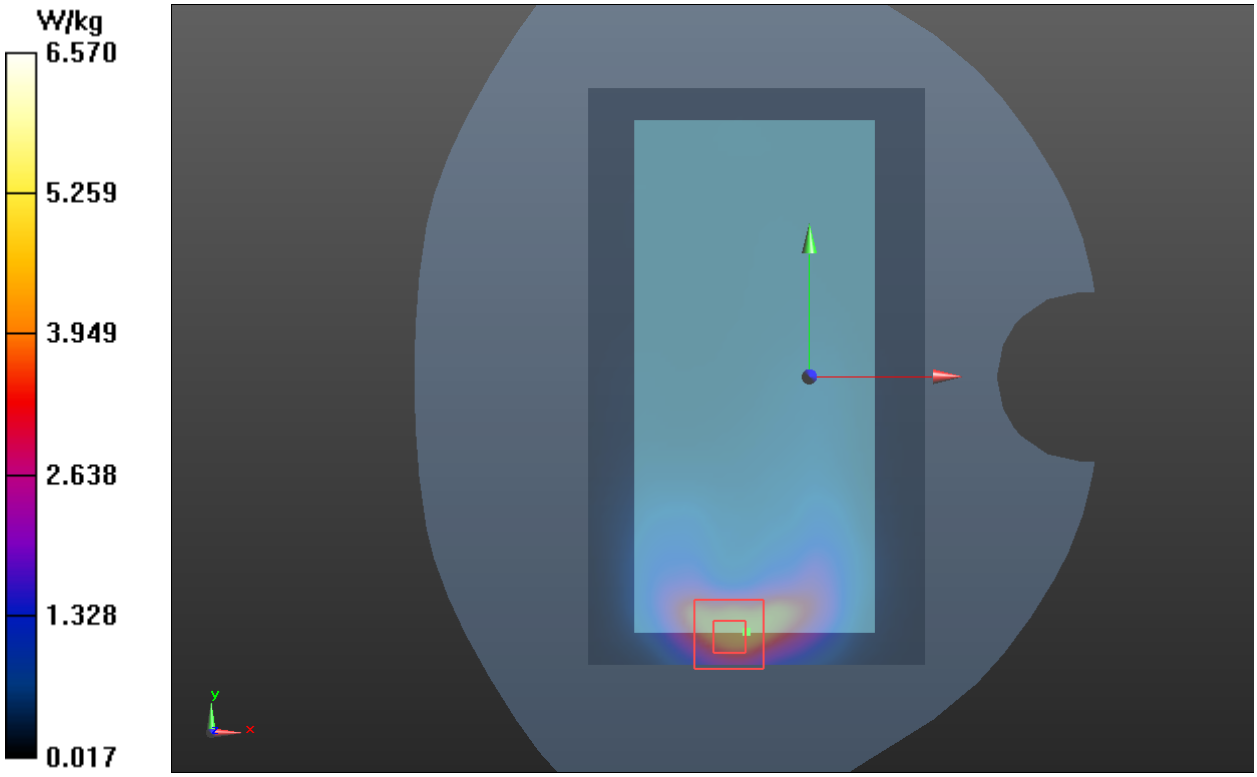

This report shall not be reproduced except in full, without the written approval of TA Technology (Shanghai) Co., Ltd.

Plot 78 LTE Band 12 1RB Right Cheek Middle

Date: 7/20/2019

Communication System: UID 0, LTE (0); Frequency: 707.5 MHz;Duty Cycle: 1:1

Medium parameters used (interpolated): f = 707.5 MHz; σ = 0.848 S/m; ε_r = 42.763; ρ = 1000 kg/m^3

Ambient Temperature:22.3 ℃ Liquid Temperature: 21.5℃

Phantom section: Right Section

DASY5 Configuration:

Sensor-Surface: 4mm (Mechanical Surface Detection)

Probe: EX3DV4 - SN3677; ConvF(9.54, 9.54, 9.54); Calibrated: 6/19/2019;

Electronics: DAE4 SN1291; Calibrated: 12/4/2018

Phantom: SAM1; Type: SAM; Serial: TP-1534

Measurement SW: DASY52, Version 52.10 (1); SEMCAD X Version 14.6.11 (7439)

Right Cheek Middle /Area Scan (71x121x1): Interpolated grid: dx=15 mm, dy=15 mm

Maximum value of SAR (interpolated) = 0.220 W/kg

Right Cheek Middle /Zoom Scan (5x5x7)/Cube 0: Measurement grid: dx=8mm, dy=8mm, dz=5mm

Reference Value = 7.775 V/m; Power Drift = 0.039 dB

Peak SAR (extrapolated) = 0.264 W/kg

SAR(1 g) = 0.208 W/kg; SAR(10 g) = 0.161 W/kg

Maximum value of SAR (measured) = 0.217 W/kg



This report shall not be reproduced except in full, without the written approval of TA Technology (Shanghai) Co., Ltd.

Plot 79 LTE Band 12 1RB Right Cheek Middle (best acoustic position)

Date: 7/20/2019

Communication System: UID 0, LTE (0); Frequency: 707.5 MHz;Duty Cycle: 1:1

Medium parameters used (interpolated): f = 707.5 MHz; σ = 0.848 S/m; ε_r = 42.763; ρ = 1000 kg/m^3

Ambient Temperature:22.3 ℃ Liquid Temperature: 21.5℃

Phantom section: Right Section

DASY5 Configuration:

Sensor-Surface: 4mm (Mechanical Surface Detection)

Probe: EX3DV4 - SN3677; ConvF(9.54, 9.54, 9.54); Calibrated: 6/19/2019;

Electronics: DAE4 SN1291; Calibrated: 12/4/2018

Phantom: SAM1; Type: SAM; Serial: TP-1534

Measurement SW: DASY52, Version 52.10 (1); SEMCAD X Version 14.6.11 (7439)

Right Cheek Middle /Area Scan (71x121x1): Interpolated grid: dx=15 mm, dy=15 mm

Maximum value of SAR (interpolated) = 0.251 W/kg

Right Cheek Middle/Zoom Scan (5x5x7)/Cube 0: Measurement grid: dx=8mm, dy=8mm, dz=5mm

Reference Value = 7.647 V/m; Power Drift = 0.090 dB

Peak SAR (extrapolated) = 0.311 W/kg

SAR(1 g) = 0.236 W/kg; SAR(10 g) = 0.176 W/kg

Maximum value of SAR (measured) = 0.247 W/kg

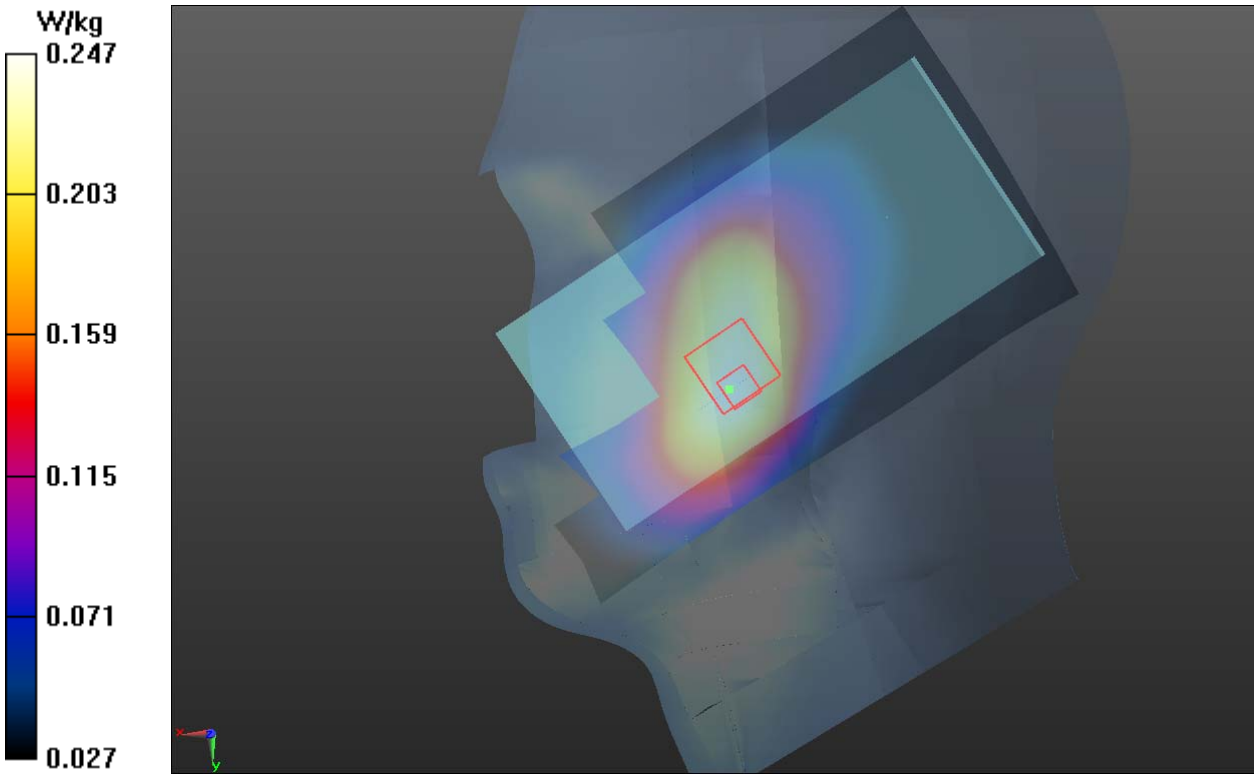

This report shall not be reproduced except in full, without the written approval of TA Technology (Shanghai) Co., Ltd.

Plot 80 LTE Band 12 1RB Back Side Middle (Distance 10mm)

Date: 7/20/2019

Communication System: UID 0, LTE (0); Frequency: 707.5 MHz;Duty Cycle: 1:1

Medium parameters used (interpolated): f = 707.5 MHz; σ = 0.848 S/m; ε_r = 42.763; ρ = 1000 kg/m^3

Ambient Temperature:22.3 ℃ Liquid Temperature: 21.5℃

Phantom section: Flat Section

DASY5 Configuration:

Sensor-Surface: 4mm (Mechanical Surface Detection)

Probe: EX3DV4 - SN3677; ConvF(9.75, 9.75, 9.75); Calibrated: 6/19/2019;

Electronics: DAE4 SN1291; Calibrated: 12/4/2018

Phantom: SAM1; Type: SAM; Serial: TP-1534

Measurement SW: DASY52, Version 52.10 (1); SEMCAD X Version 14.6.11 (7439)

Back Side Middle/Area Scan (71x121x1): Interpolated grid: dx=15 mm, dy=15 mm

Maximum value of SAR (interpolated) = 0.258 W/kg

Back Side Middle/Zoom Scan (5x5x7)/Cube 0: Measurement grid: dx=8mm, dy=8mm, dz=5mm

Reference Value = 15.20 V/m; Power Drift = 0.100 dB

Peak SAR (extrapolated) = 0.322 W/kg

SAR(1 g) = 0.239 W/kg; SAR(10 g) = 0.172 W/kg

Maximum value of SAR (measured) = 0.253 W/kg

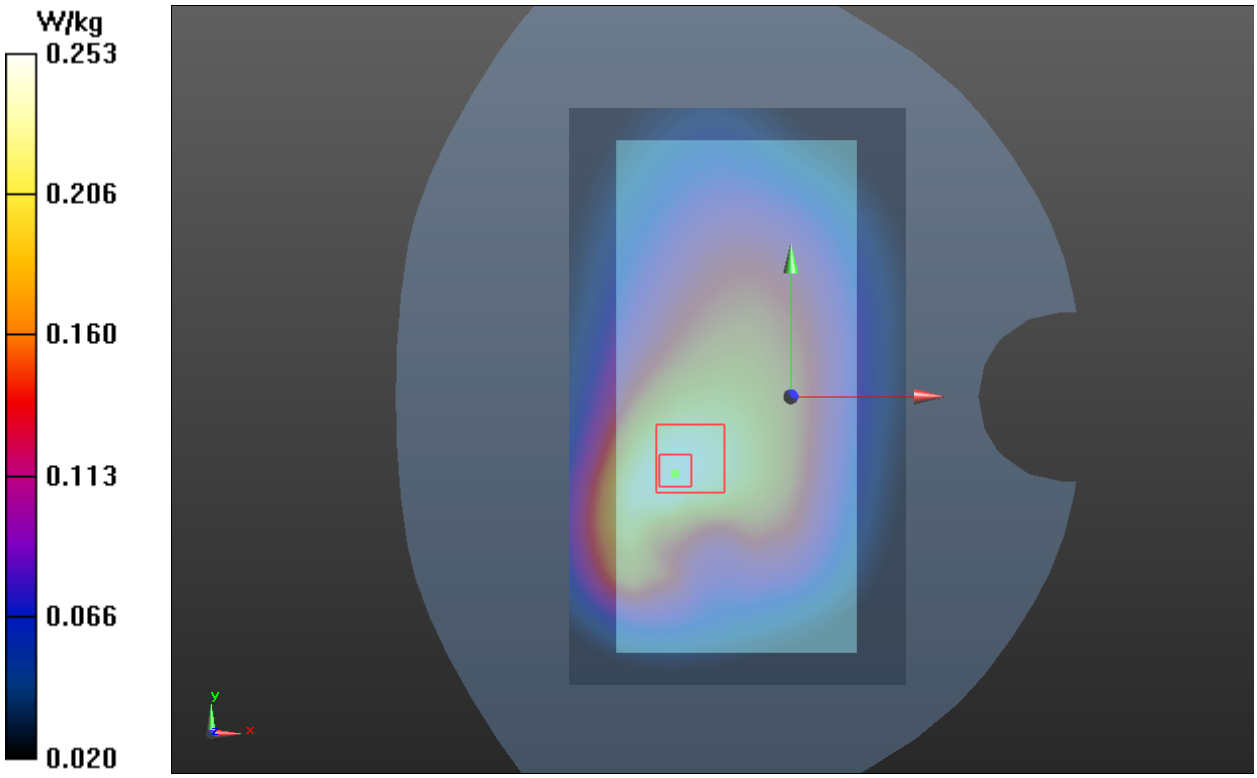

This report shall not be reproduced except in full, without the written approval of TA Technology (Shanghai) Co., Ltd.

Plot 81 LTE Band 26 1RB Right Cheek Low

Date: 7/19/2019

Communication System: UID 0, LTE (0); Frequency: 821.5 MHz;Duty Cycle: 1:1

Medium parameters used (interpolated): f = 821.5 MHz; σ = 0.912 S/m; ε_r = 42.152; ρ = 1000 kg/m^3

Ambient Temperature:22.3 ℃ Liquid Temperature: 21.5℃

Phantom section: Right Section

DASY5 Configuration:

Sensor-Surface: 4mm (Mechanical Surface Detection)

Probe: EX3DV4 - SN3677; ConvF(9.20, 9.20, 9.20); Calibrated: 6/19/2019;

Electronics: DAE4 SN1291; Calibrated: 12/4/2018

Phantom: SAM1; Type: SAM; Serial: TP-1534

Measurement SW: DASY52, Version 52.10 (1); SEMCAD X Version 14.6.11 (7439)

Right Cheek Low /Area Scan (71x121x1): Interpolated grid: dx=15 mm, dy=15 mm

Maximum value of SAR (interpolated) = 0.239 W/kg

Right Cheek Low /Zoom Scan (5x5x7)/Cube 0: Measurement grid: dx=8mm, dy=8mm, dz=5mm

Reference Value = 7.542 V/m; Power Drift = 0.024 dB

Peak SAR (extrapolated) = 0.290 W/kg

SAR(1 g) = 0.223 W/kg; SAR(10 g) = 0.167 W/kg

Maximum value of SAR (measured) = 0.234 W/kg

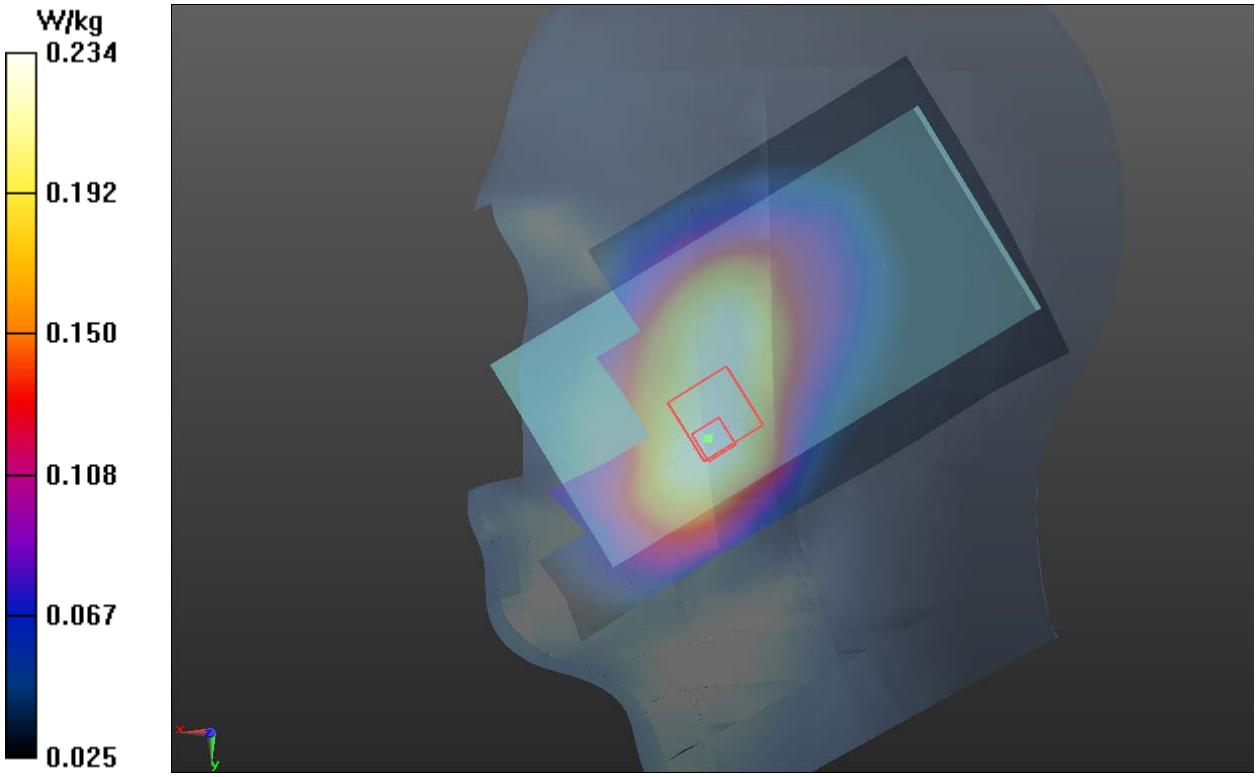

This report shall not be reproduced except in full, without the written approval of TA Technology (Shanghai) Co., Ltd.

Plot 82 LTE Band 26 1RB Left Cheek Low (best acoustic position)

Date: 7/19/2019

Communication System: UID 0, LTE (0); Frequency: 821.5 MHz;Duty Cycle: 1:1

Medium parameters used (interpolated): f = 821.5 MHz; σ = 0.912 S/m; ε_r = 42.152; ρ = 1000 kg/m^3

Ambient Temperature:22.3 ℃ Liquid Temperature: 21.5℃

Phantom section: Left Section

DASY5 Configuration:

Sensor-Surface: 4mm (Mechanical Surface Detection)

Probe: EX3DV4 - SN3677; ConvF(9.20, 9.20, 9.20); Calibrated: 6/19/2019;

Electronics: DAE4 SN1291; Calibrated: 12/4/2018

Phantom: SAM1; Type: SAM; Serial: TP-1534

Measurement SW: DASY52, Version 52.10 (1); SEMCAD X Version 14.6.11 (7439)

Left Cheek Low /Area Scan (71x121x1): Interpolated grid: dx=15 mm, dy=15 mm

Maximum value of SAR (interpolated) = 0.230 W/kg

Left Cheek Low /Zoom Scan (5x5x7)/Cube 0: Measurement grid: dx=8mm, dy=8mm, dz=5mm

Reference Value = 6.820 V/m; Power Drift = 0.025 dB

Peak SAR (extrapolated) = 0.272 W/kg

SAR(1 g) = 0.216 W/kg; SAR(10 g) = 0.168 W/kg

Maximum value of SAR (measured) = 0.222 W/kg

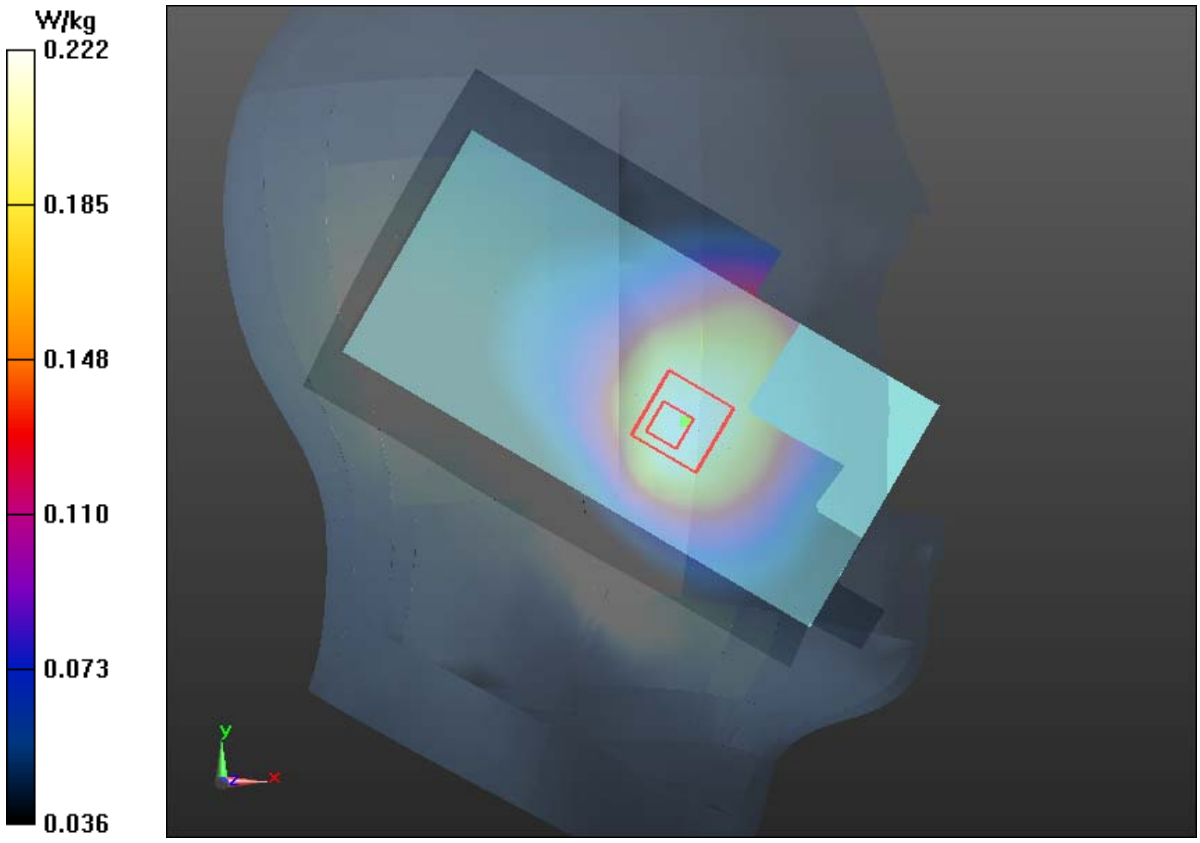

This report shall not be reproduced except in full, without the written approval of TA Technology (Shanghai) Co., Ltd.

Plot 83 LTE Band 26 1RB Back Side Low (Distance 10mm)

Date: 7/23/2019

Communication System: UID 0, LTE (0); Frequency: 821.5 MHz;Duty Cycle: 1:1

Medium parameters used (interpolated): f = 821.5 MHz; σ = 0.912 S/m; ε_r = 42.152; ρ = 1000 kg/m^3

Ambient Temperature:22.3 ℃ Liquid Temperature: 21.5℃

Phantom section: Flat Section

DASY5 Configuration:

Sensor-Surface: 4mm (Mechanical Surface Detection)

Probe: EX3DV4 - SN3677; ConvF(9.40, 9.40, 9.40); Calibrated: 6/19/2019;

Electronics: DAE4 SN1291; Calibrated: 12/4/2018

Phantom: SAM1; Type: SAM; Serial: TP-1534

Measurement SW: DASY52, Version 52.10 (1); SEMCAD X Version 14.6.11 (7439)

Back Side Low/Area Scan (71x121x1): Interpolated grid: dx=15 mm, dy=15 mm

Maximum value of SAR (interpolated) = 0.413 W/kg

Back Side Low/Zoom Scan (5x5x7)/Cube 0: Measurement grid: dx=8mm, dy=8mm, dz=5mm

Reference Value = 15.80 V/m; Power Drift = -0.100 dB

Peak SAR (extrapolated) = 0.536 W/kg

SAR(1 g) = 0.388 W/kg; SAR(10 g) = 0.271 W/kg

Maximum value of SAR (measured) = 0.411 W/kg

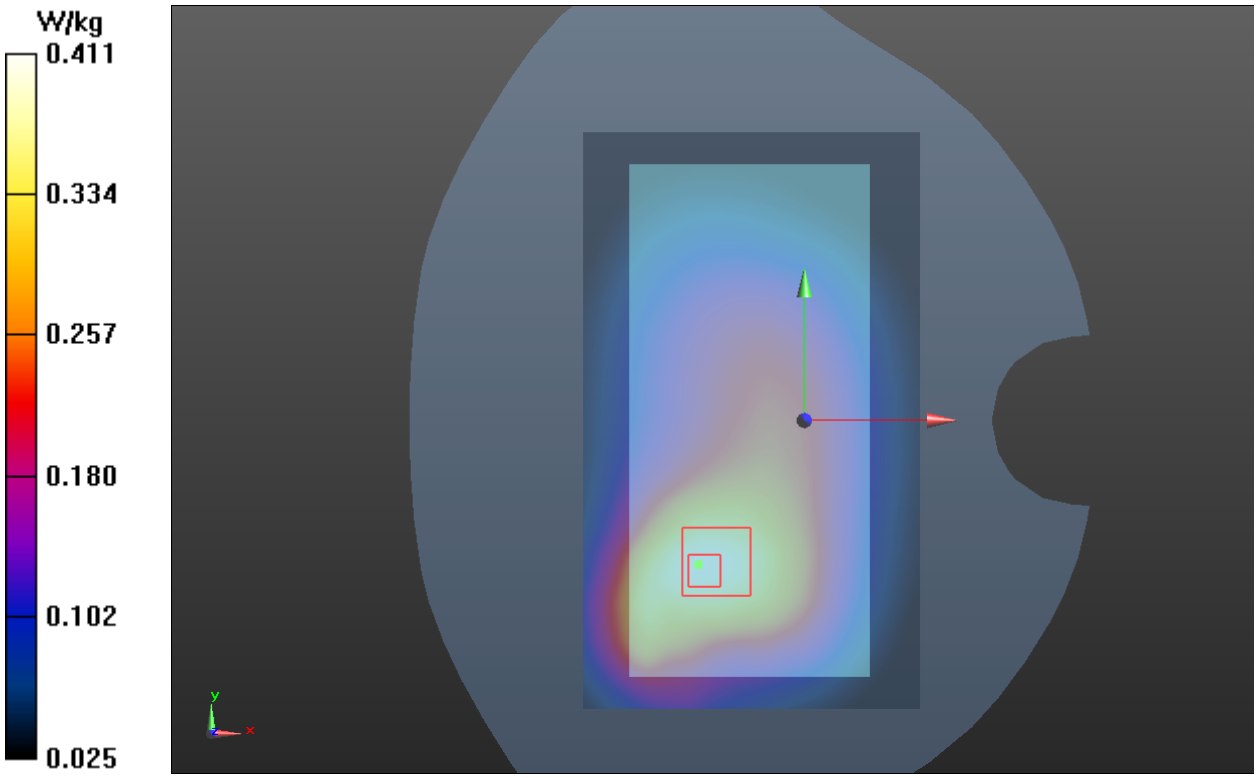

This report shall not be reproduced except in full, without the written approval of TA Technology (Shanghai) Co., Ltd.

Plot 84 LTE Band 41 1RB Left Cheek Middle

Date: 7/26/2019

Communication System: UID 0, LTE (0); Frequency: 2593 MHz;Duty Cycle: 1:1

Medium parameters used: f = 2593 MHz; σ = 2.048 S/m; ε_r = 40.232; ρ = 1000 kg/m^3

Ambient Temperature:22.3 ℃ Liquid Temperature: 21.5℃

Phantom section: Left Section

DASY5 Configuration:

Sensor-Surface: 4mm (Mechanical Surface Detection)

Probe: EX3DV4 - SN3677; ConvF(7.20, 7.20, 7.20); Calibrated: 6/19/2019;

Electronics: DAE4 SN1291; Calibrated: 12/4/2018

Phantom: SAM1; Type: SAM; Serial: TP-1534

Measurement SW: DASY52, Version 52.10 (1); SEMCAD X Version 14.6.11 (7439)

Left Cheek Middle/Area Scan (91x151x1): Interpolated grid: dx=12 mm, dy=12 mm

Maximum value of SAR (interpolated) = 0.229 W/kg

Left Cheek Middle/Zoom Scan (7x7x7)/Cube 0: Measurement grid: dx=5mm, dy=5mm, dz=5mm

Reference Value = 1.069 V/m; Power Drift = -0.041 dB

Peak SAR (extrapolated) = 0.356 W/kg

SAR(1 g) = 0.198 W/kg; SAR(10 g) = 0.106 W/kg

Maximum value of SAR (measured) = 0.216 W/kg

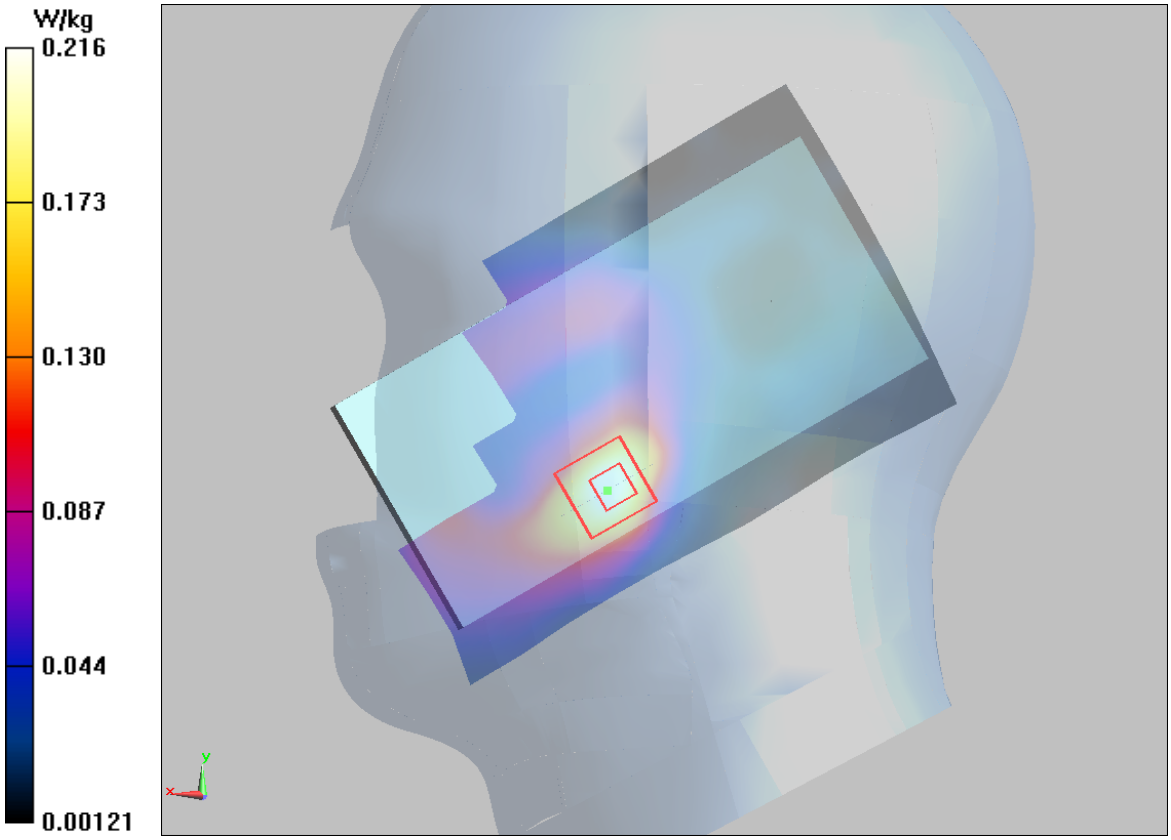

This report shall not be reproduced except in full, without the written approval of TA Technology (Shanghai) Co., Ltd.

Plot 85 LTE Band 41 1RB Left Cheek Middle (best acoustic position)

Date: 7/26/2019

Communication System: UID 0, LTE (0); Frequency: 2593 MHz;Duty Cycle: 1:1

Medium parameters used: f = 2593 MHz; σ = 2.048 S/m; ε_r = 40.232; ρ = 1000 kg/m^3

Ambient Temperature:22.3 ℃ Liquid Temperature: 21.5℃

Phantom section: Left Section

DASY5 Configuration:

Sensor-Surface: 4mm (Mechanical Surface Detection)

Probe: EX3DV4 - SN3677; ConvF(7.20, 7.20, 7.20); Calibrated: 6/19/2019;

Electronics: DAE4 SN1291; Calibrated: 12/4/2018

Phantom: SAM1; Type: SAM; Serial: TP-1534

Measurement SW: DASY52, Version 52.10 (1); SEMCAD X Version 14.6.11 (7439)

Left Cheek Middle/Area Scan (91x151x1): Interpolated grid: dx=12 mm, dy=12 mm

Maximum value of SAR (interpolated) = 0.287 W/kg

Left Cheek Middle/Zoom Scan (7x7x7)/Cube 0: Measurement grid: dx=5mm, dy=5mm, dz=5mm

Reference Value = 1.604 V/m; Power Drift = 0.051 dB

Peak SAR (extrapolated) = 0.443 W/kg

SAR(1 g) = 0.247 W/kg; SAR(10 g) = 0.134 W/kg

Maximum value of SAR (measured) = 0.271 W/kg

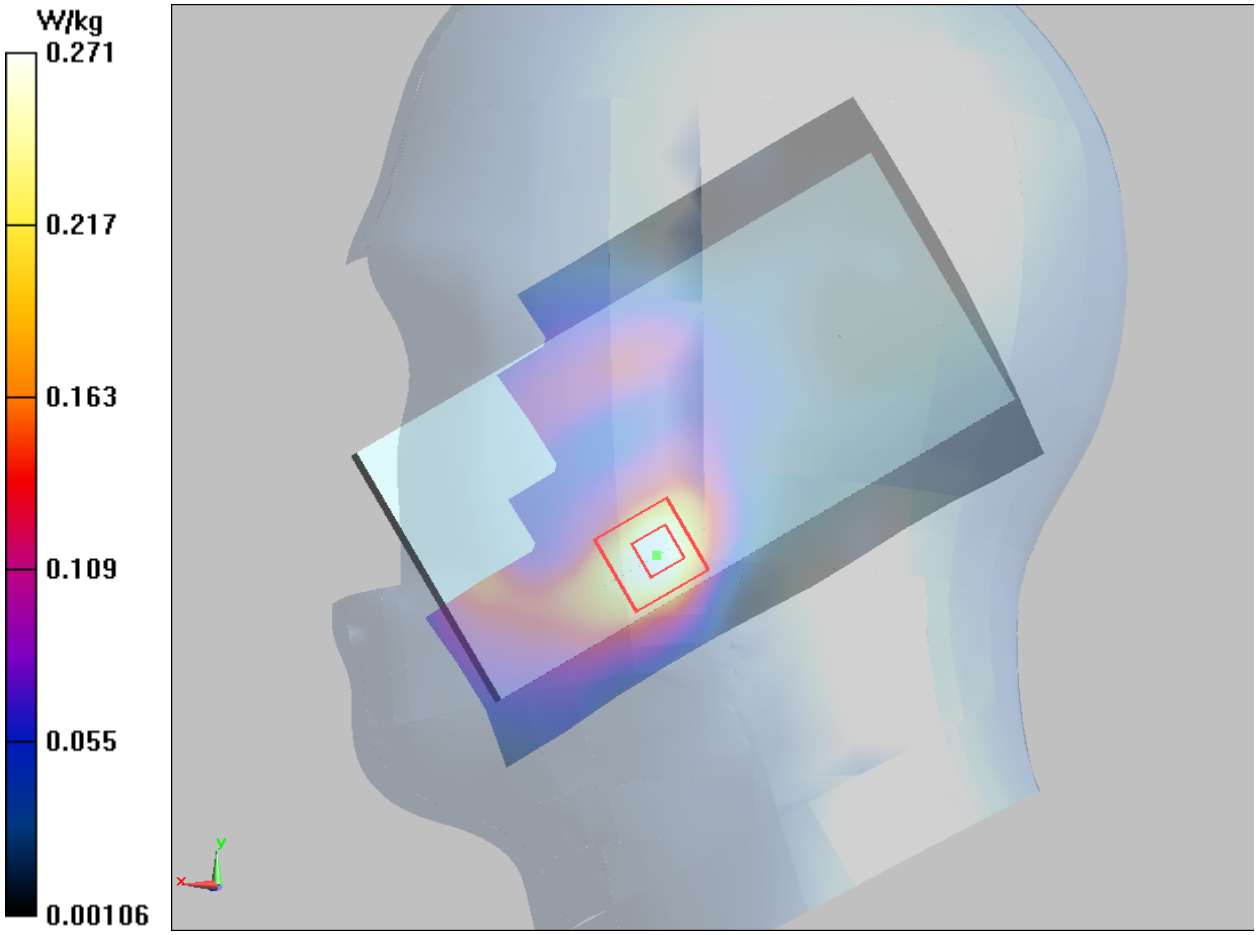

This report shall not be reproduced except in full, without the written approval of TA Technology (Shanghai) Co., Ltd.

Plot 86 LTE Band 41 1RB Back Side Middle (Distance 15mm)

Date: 7/22/2019

Communication System: UID 0, LTE (0); Frequency: 2593 MHz;Duty Cycle: 1:1

Medium parameters used: f = 2593 MHz; σ = 2.048 S/m; ε_r = 40.232; ρ = 1000 kg/m^3

Ambient Temperature:22.3 ℃ Liquid Temperature: 21.5℃

Phantom section: Flat Section

DASY5 Configuration:

Sensor-Surface: 4mm (Mechanical Surface Detection)

Probe: EX3DV4 - SN3677; ConvF(7.33, 7.33, 7.33); Calibrated: 6/19/2019;

Electronics: DAE4 SN1291; Calibrated: 12/4/2018

Phantom: SAM1; Type: SAM; Serial: TP-1534

Measurement SW: DASY52, Version 52.10 (1); SEMCAD X Version 14.6.11 (7439)

Back Side Middle/Area Scan(91x151x1): Interpolated grid: dx=12 mm, dy=12 mm

Maximum value of SAR (interpolated) = 0.511 W/kg

Back Side Middle/Zoom Scan (7x7x7)/Cube 0: Measurement grid: dx=5mm, dy=5mm, dz=5mm

Reference Value = 2.402 V/m; Power Drift = 0.041 dB

Peak SAR (extrapolated) = 0.939 W/kg

SAR(1 g) = 0.482 W/kg; SAR(10 g) = 0.251 W/kg

Maximum value of SAR (measured) = 0.527 W/kg

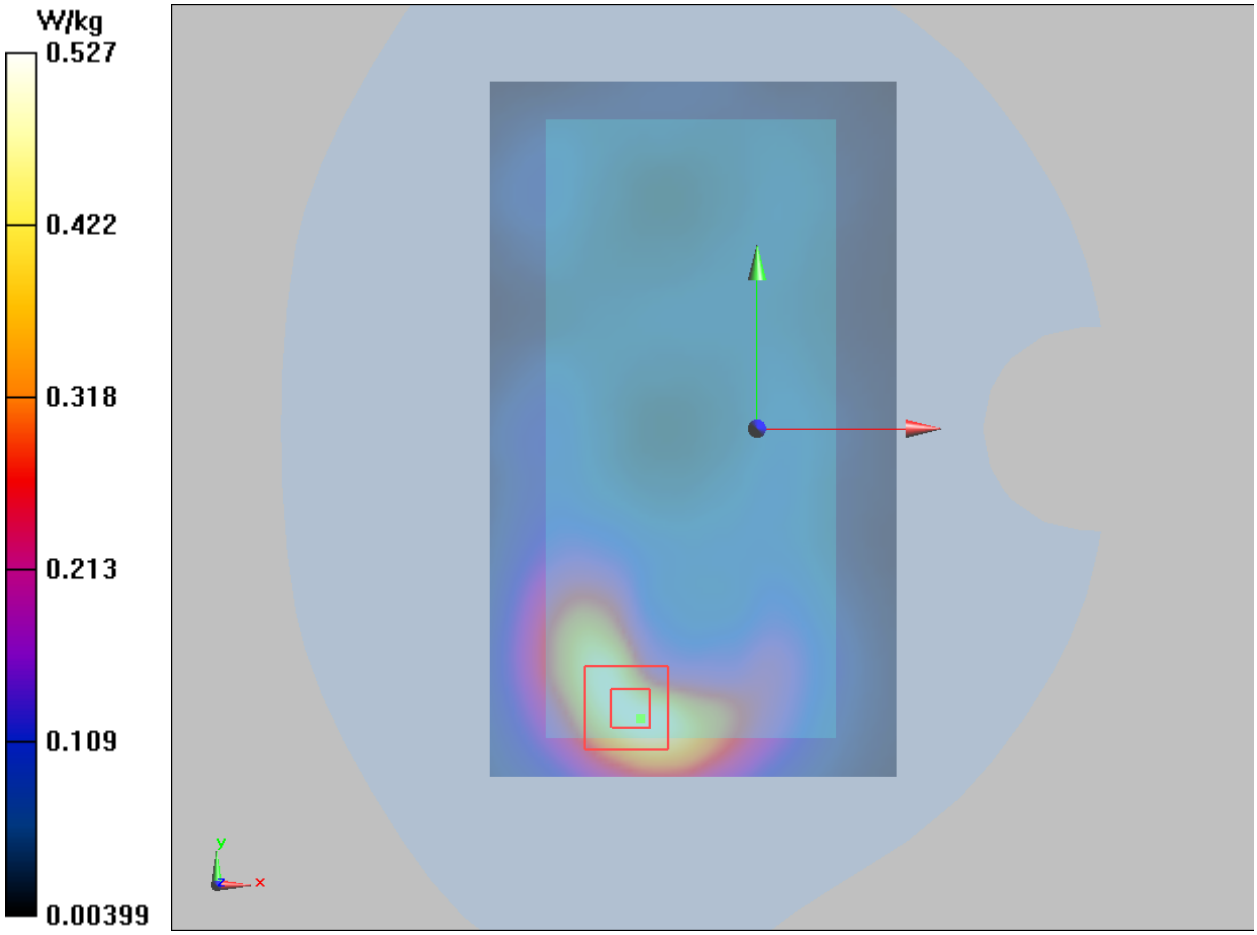

This report shall not be reproduced except in full, without the written approval of TA Technology (Shanghai) Co., Ltd.

Plot 87 LTE Band 41 50%RB Bottom Edge Low (Distance 10mm)

Date: 7/22/2019

Communication System: UID 0, LTE (0); Frequency: 2506 MHz;Duty Cycle: 1:1

Medium parameters used: f = 2506 MHz; σ = 1.945 S/m; ε_r = 40.609; ρ = 1000 kg/m^3

Ambient Temperature:22.3 ℃ Liquid Temperature: 21.5℃

Phantom section: Flat Section

DASY5 Configuration:

Sensor-Surface: 4mm (Mechanical Surface Detection)

Probe: EX3DV4 - SN3677; ConvF(7.33, 7.33, 7.33); Calibrated: 6/19/2019;

Electronics: DAE4 SN1291; Calibrated: 12/4/2018

Phantom: SAM1; Type: SAM; Serial: TP-1534

Measurement SW: DASY52, Version 52.10 (1); SEMCAD X Version 14.6.11 (7439)

Bottom Edge Low/Area Scan (51x91x1): Interpolated grid: dx=10 mm, dy=10 mm

Maximum value of SAR (interpolated) = 0.627 W/kg

Bottom Edge Low/Zoom Scan(7x7x7)/Cube 0: Measurement grid: dx=5mm, dy=5mm, dz=5mm

Reference Value = 16.51 V/m; Power Drift = -0.032 dB

Peak SAR (extrapolated) = 1.13 W/kg

SAR(1 g) = 0.558 W/kg; SAR(10 g) = 0.273 W/kg

Maximum value of SAR (measured) = 0.629 W/kg

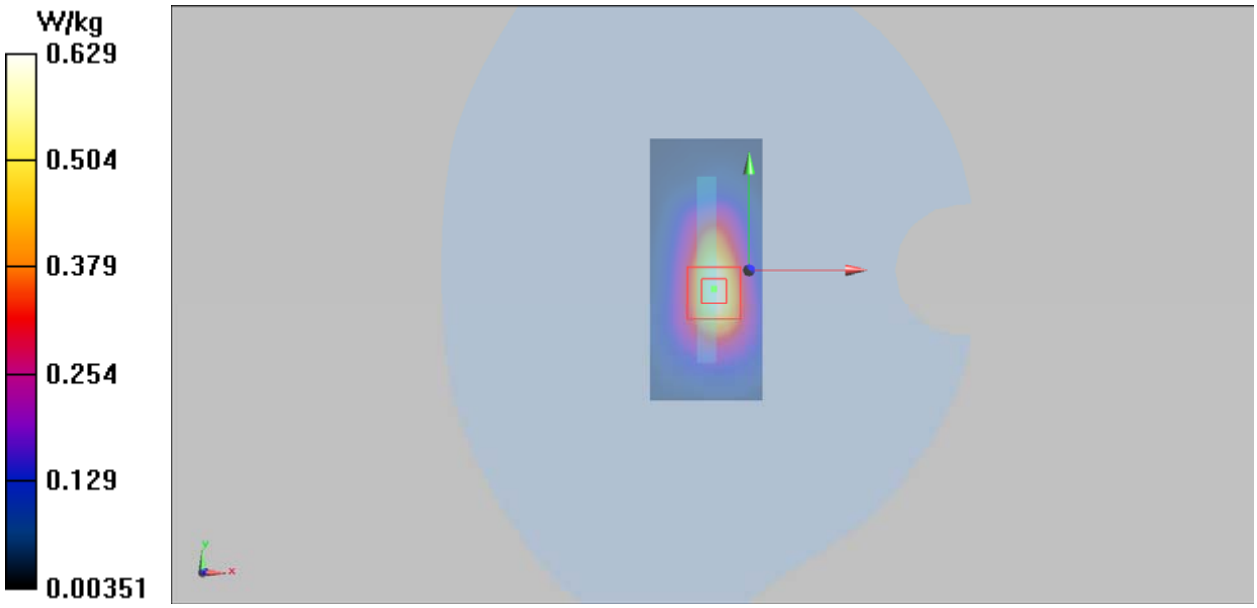

This report shall not be reproduced except in full, without the written approval of TA Technology (Shanghai) Co., Ltd.

Plot 88 LTE Band 41 1RB Bottom Edge Low (Distance 0mm)

Date: 7/22/2019

Communication System: UID 0, LTE (0); Frequency: 2506 MHz;Duty Cycle: 1:1

Medium parameters used: f = 2506 MHz; σ = 1.945 S/m; ε_r = 40.609; ρ = 1000 kg/m^3

Ambient Temperature:22.3 ℃ Liquid Temperature: 21.5℃

Phantom section: Flat Section

DASY5 Configuration:

Sensor-Surface: 4mm (Mechanical Surface Detection)

Probe: EX3DV4 - SN3677; ConvF(7.33, 7.33, 7.33); Calibrated: 6/19/2019;

Electronics: DAE4 SN1291; Calibrated: 12/4/2018

Phantom: SAM1; Type: SAM; Serial: TP-1534

Measurement SW: DASY52, Version 52.10 (1); SEMCAD X Version 14.6.11 (7439)

Bottom Edge Low/Area Scan (51x91x1): Interpolated grid: dx=10 mm, dy=10 mm

Maximum value of SAR (interpolated) = 7.76 W/kg

Bottom Edge Low/Zoom Scan (7x7x7)/Cube 0: Measurement grid: dx=5mm, dy=5mm, dz=5mm

Reference Value = 68.51 V/m; Power Drift =-0.070 dB

Peak SAR (extrapolated) = 21.100 W/kg

SAR(1 g) = 7.700 W/kg; SAR(10 g) = 2.470 W/kg

Maximum value of SAR (measured) = 9.320 W/kg

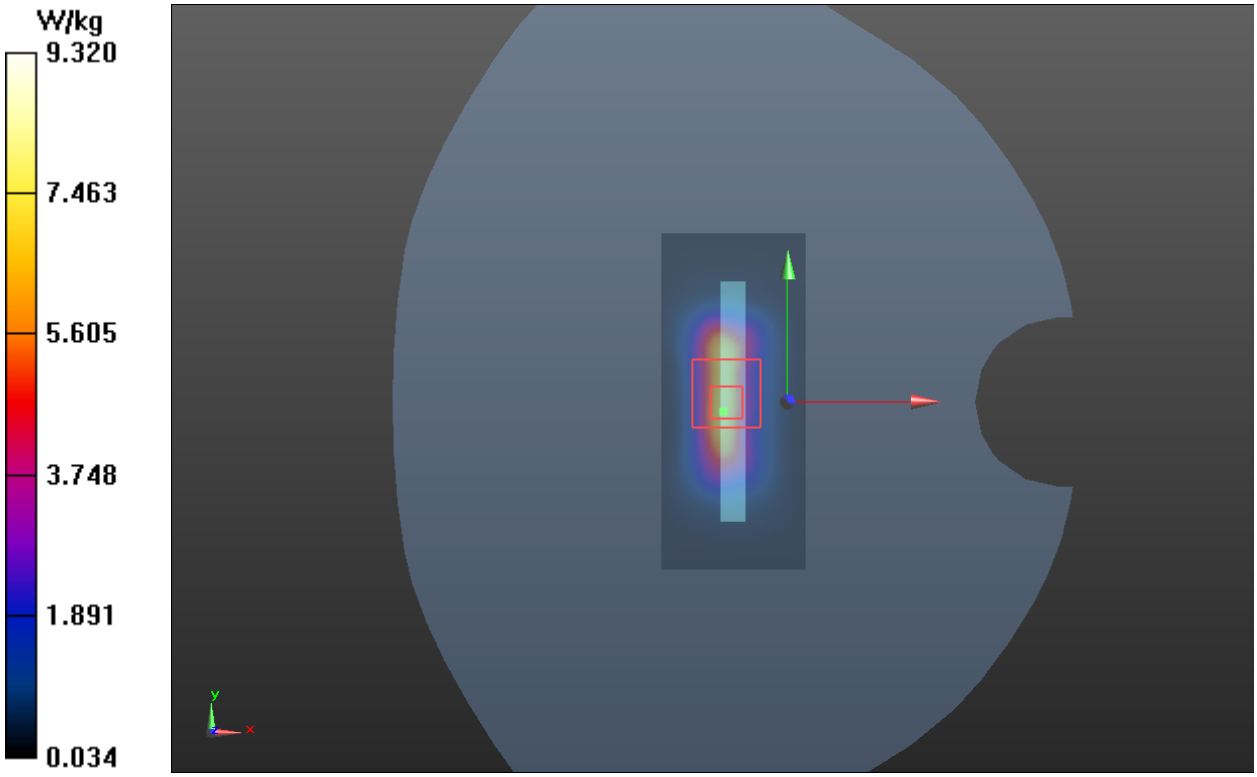

This report shall not be reproduced except in full, without the written approval of TA Technology (Shanghai) Co., Ltd.

Plot 89 LTE Band 41 1RB Bottom Edge Middle (Distance 8mm)

Date: 7/22/2019

Communication System: UID 0, LTE (0); Frequency: 2593 MHz;Duty Cycle: 1:1

Medium parameters used: f = 2593 MHz; σ = 2.048 S/m; ε_r = 40.232; ρ = 1000 kg/m^3

Ambient Temperature:22.3 ℃ Liquid Temperature: 21.5℃

Phantom section: Flat Section

DASY5 Configuration:

Sensor-Surface: 4mm (Mechanical Surface Detection)

Probe: EX3DV4 - SN3677; ConvF(7.33, 7.33, 7.33); Calibrated: 6/19/2019;

Electronics: DAE4 SN1291; Calibrated: 12/4/2018

Phantom: SAM1; Type: SAM; Serial: TP-1534

Measurement SW: DASY52, Version 52.10 (1); SEMCAD X Version 14.6.11 (7439)

Bottom Edge Middle/Area Scan (51x91x1): Interpolated grid: dx=10 mm, dy=10 mm

Maximum value of SAR (interpolated) = 2.410 W/kg

Bottom Edge Middle/Zoom Scan (7x7x7)/Cube 0: Measurement grid: dx=5mm, dy=5mm, dz=5mm

Reference Value = 34.82 V/m; Power Drift = -0.080 dB

Peak SAR (extrapolated) = 4.430 W/kg

SAR(1 g) = 2.120 W/kg; SAR(10 g) = 0.985 W/kg

Maximum value of SAR (measured) = 2.400 W/kg

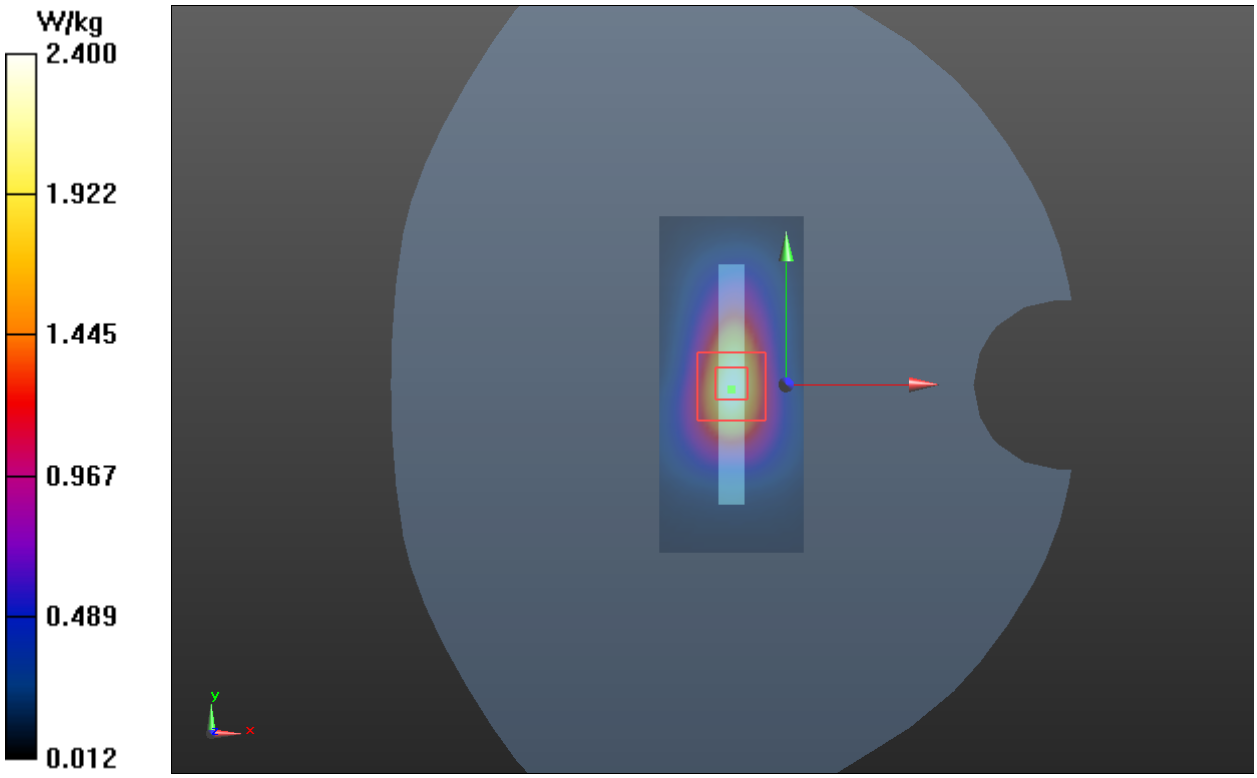

This report shall not be reproduced except in full, without the written approval of TA Technology (Shanghai) Co., Ltd.

Second-Antenna

Plot 90 GSM 850 Right Tilt Middle

Date: 8/5/2019

Communication System: UID 0, GSM 850 (0); Frequency: 836.6 MHz;Duty Cycle: 1:8.30042

Medium parameters used: f = 837 MHz; σ = 0.923 S/m; ε_r = 42.201; ρ = 1000 kg/m^3

Ambient Temperature:22.3 ℃ Liquid Temperature: 21.5℃

Phantom section: Right Section

DASY5 Configuration:

Sensor-Surface: 4mm (Mechanical Surface Detection)

Probe: EX3DV4 - SN3677; ConvF(9.20, 9.20, 9.20); Calibrated: 6/19/2019;

Electronics: DAE4 SN1291; Calibrated: 12/4/2018

Phantom: SAM1; Type: SAM; Serial: TP-1534

Measurement SW: DASY52, Version 52.10 (1); SEMCAD X Version 14.6.11 (7439)

Right Tilt Middle/Area Scan (71x121x1): Interpolated grid: dx=15 mm, dy=15 mm

Maximum value of SAR (interpolated) = 0.398 W/kg

Right Tilt Middle/Zoom Scan (5x5x7)/Cube 0: Measurement grid: dx=8mm, dy=8mm, dz=5mm

Reference Value = 15.39 V/m; Power Drift = 0.05 dB

Peak SAR (extrapolated) = 1.10 W/kg

SAR(1 g) = 0.475 W/kg; SAR(10 g) = 0.234 W/kg

Maximum value of SAR (measured) = 0.545 W/kg



This report shall not be reproduced except in full, without the written approval of TA Technology (Shanghai) Co., Ltd.

Plot 91 GSM 850 Right Tilt Middle (best acoustic position)

Date: 8/5/2019

Communication System: UID 0, GSM 850 (0); Frequency: 836.6 MHz;Duty Cycle: 1:8.30042

Medium parameters used: f = 837 MHz; σ = 0.923 S/m; ε_r = 42.201; ρ = 1000 kg/m^3

Ambient Temperature:22.3 ℃ Liquid Temperature: 21.5℃

Phantom section: Right Section

DASY5 Configuration:

Sensor-Surface: 4mm (Mechanical Surface Detection)

Probe: EX3DV4 - SN3677; ConvF(9.20, 9.20, 9.20); Calibrated: 6/19/2019;

Electronics: DAE4 SN1291; Calibrated: 12/4/2018

Phantom: SAM1; Type: SAM; Serial: TP-1534

Measurement SW: DASY52, Version 52.10 (1); SEMCAD X Version 14.6.11 (7439)

Right Tilt Middle/Area Scan (71x131x1): Interpolated grid: dx=15 mm, dy=15 mm

Maximum value of SAR (interpolated) = 0.450 W/kg

Right Tilt Middle/Zoom Scan (5x5x7)/Cube 0: Measurement grid: dx=8mm, dy=8mm, dz=5mm

Reference Value = 15.17 V/m; Power Drift = -0.10 dB

Peak SAR (extrapolated) = 1.11 W/kg

SAR(1 g) = 0.481 W/kg; SAR(10 g) = 0.246 W/kg

Maximum value of SAR (measured) = 0.543 W/kg



This report shall not be reproduced except in full, without the written approval of TA Technology (Shanghai) Co., Ltd.

Plot 92 GSM 850 Front Side Middle (Distance 15mm)

Date: 7/31/2019

Communication System: UID 0, GSM 850 (0); Frequency: 836.6 MHz;Duty Cycle: 1:8.30042

Medium parameters used: f = 837 MHz; σ = 0.923 S/m; ε_r = 42.201; ρ = 1000 kg/m^3

Ambient Temperature:22.3 ℃ Liquid Temperature: 21.5℃

Phantom section: Flat Section

DASY5 Configuration:

Sensor-Surface: 4mm (Mechanical Surface Detection)

Probe: EX3DV4 - SN3677; ConvF(9.40, 9.40, 9.40); Calibrated: 6/19/2019;

Electronics: DAE4 SN1291; Calibrated: 12/4/2018

Phantom: SAM1; Type: SAM; Serial: TP-1534

Measurement SW: DASY52, Version 52.10 (1); SEMCAD X Version 14.6.11 (7439)

Front Side Middle/Area Scan (71x121x1): Interpolated grid: dx=15 mm, dy=15 mm

Maximum value of SAR (interpolated) = 0.336 W/kg

Front Side Middle/Zoom Scan (5x5x7)/Cube 0: Measurement grid: dx=8mm, dy=8mm, dz=5mm

Reference Value = 9.428 V/m; Power Drift = -0.06 dB

Peak SAR (extrapolated) = 0.450 W/kg

SAR(1 g) = 0.303 W/kg; SAR(10 g) = 0.197 W/kg

Maximum value of SAR (measured) = 0.329 W/kg

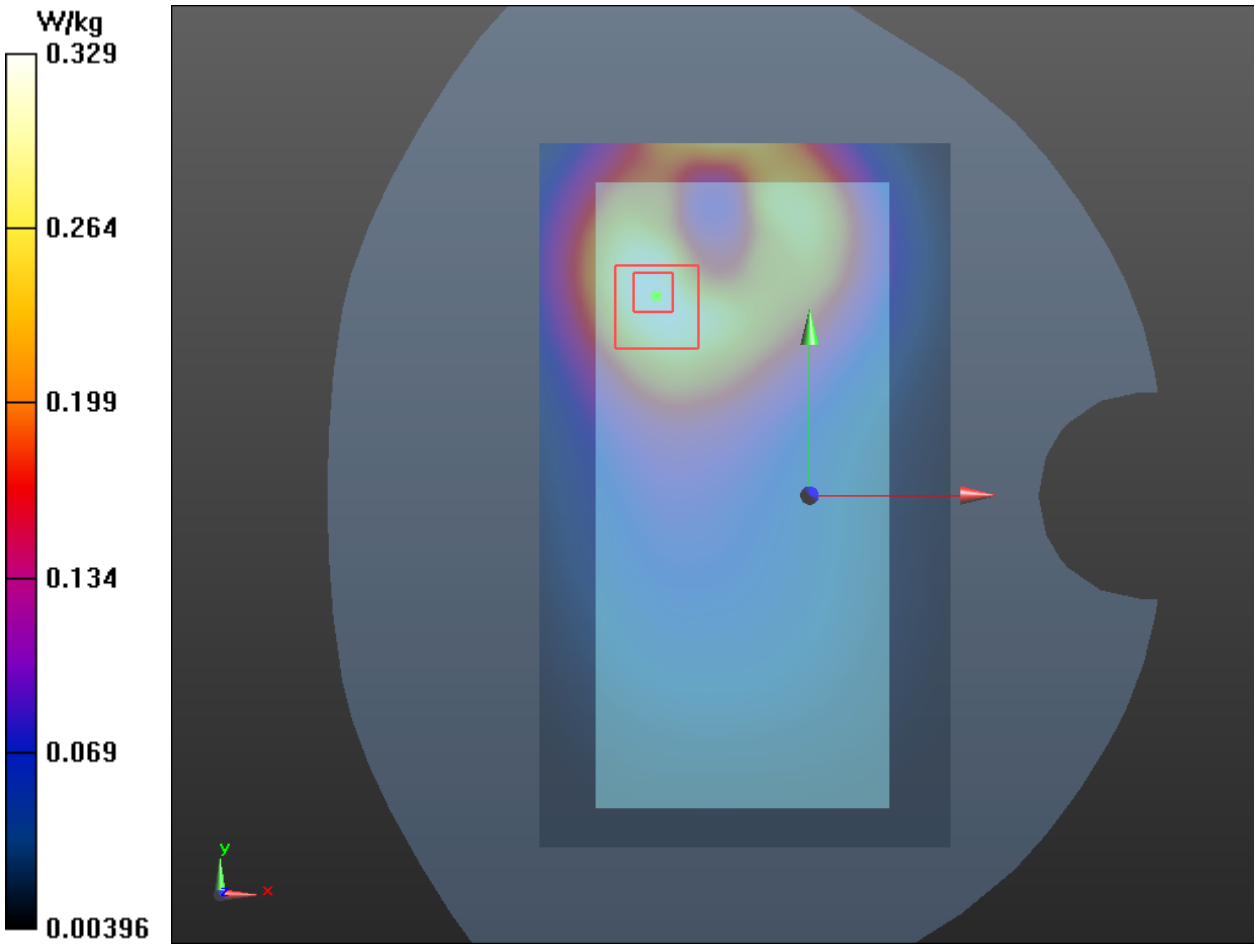

This report shall not be reproduced except in full, without the written approval of TA Technology (Shanghai) Co., Ltd.

Plot 93 GSM 850 GPRS (2Txslots) Front Side Middle (Distance 10mm)

Date: 7/31/2019

Communication System: UID 0, GPRS 2TX (0); Frequency: 836.6 MHz;Duty Cycle: 1:4.14954

Medium parameters used: f = 837 MHz; σ = 0.923 S/m; ε_r = 42.201; ρ = 1000 kg/m^3

Ambient Temperature:22.3 ℃ Liquid Temperature: 21.5℃

Phantom section: Flat Section

DASY5 Configuration:

Sensor-Surface: 4mm (Mechanical Surface Detection)

Probe: EX3DV4 - SN3677; ConvF(9.40, 9.40, 9.40); Calibrated: 6/19/2019;

Electronics: DAE4 SN1291; Calibrated: 12/4/2018

Phantom: SAM1; Type: SAM; Serial: TP-1534

Measurement SW: DASY52, Version 52.10 (1); SEMCAD X Version 14.6.11 (7439)

Front Side Middle/Area Scan (71x121x1): Interpolated grid: dx=15 mm, dy=15 mm

Maximum value of SAR (interpolated) = 0.275 W/kg

Front Side Middle/Zoom Scan (5x5x7)/Cube 0: Measurement grid: dx=8mm, dy=8mm, dz=5mm

Reference Value = 6.643 V/m; Power Drift = 0.022 dB

Peak SAR (extrapolated) = 0.487 W/kg

SAR(1 g) = 0.269 W/kg; SAR(10 g) = 0.149 W/kg

Maximum value of SAR (measured) = 0.288 W/kg

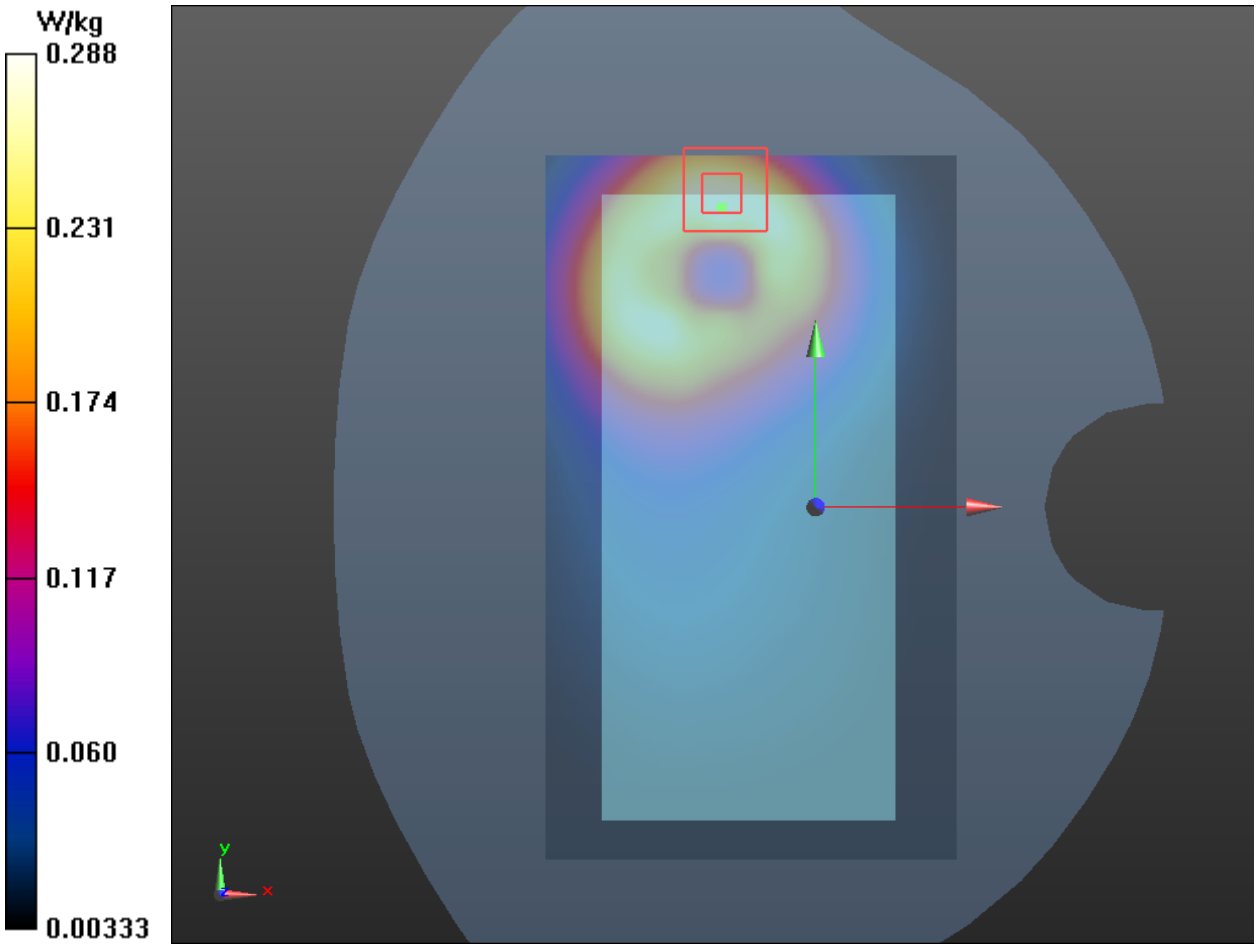

This report shall not be reproduced except in full, without the written approval of TA Technology (Shanghai) Co., Ltd.

Plot 94 GSM 1900 Right Tilt Middle

Date: 8/6/2019

Communication System: UID 0, GSM 1900 (0); Frequency: 1880 MHz;Duty Cycle: 1:8.30042

Medium parameters used: f = 1880 MHz; σ = 1.42 S/m; ε_r = 38.948; ρ = 1000 kg/m^3

Ambient Temperature:22.3 ℃ Liquid Temperature: 21.5℃

Phantom section: Right Section

DASY5 Configuration:

Sensor-Surface: 4mm (Mechanical Surface Detection)

Probe: EX3DV4 - SN3677; ConvF(7.79, 7.79, 7.79); Calibrated: 6/19/2019;

Electronics: DAE4 SN1291; Calibrated: 12/4/2018

Phantom: SAM1; Type: SAM; Serial: TP-1534

Measurement SW: DASY52, Version 52.10 (1); SEMCAD X Version 14.6.11 (7439)

Right Tilt Middle/Area Scan (71x121x1): Interpolated grid: dx=15mm, dy=15mm

Maximum value of SAR (interpolated) = 0.610 W/kg

Right Tilt Middle/Zoom Scan (5x5x7)/Cube 0: Measurement grid: dx=8mm, dy=8mm, dz=5mm

Reference Value = 6.566 V/m; Power Drift = 0.023 dB

Peak SAR (extrapolated) = 1.33 W/kg

SAR(1 g) = 0.583 W/kg; SAR(10 g) = 0.275 W/kg

Maximum value of SAR (measured) = 0.716 W/kg

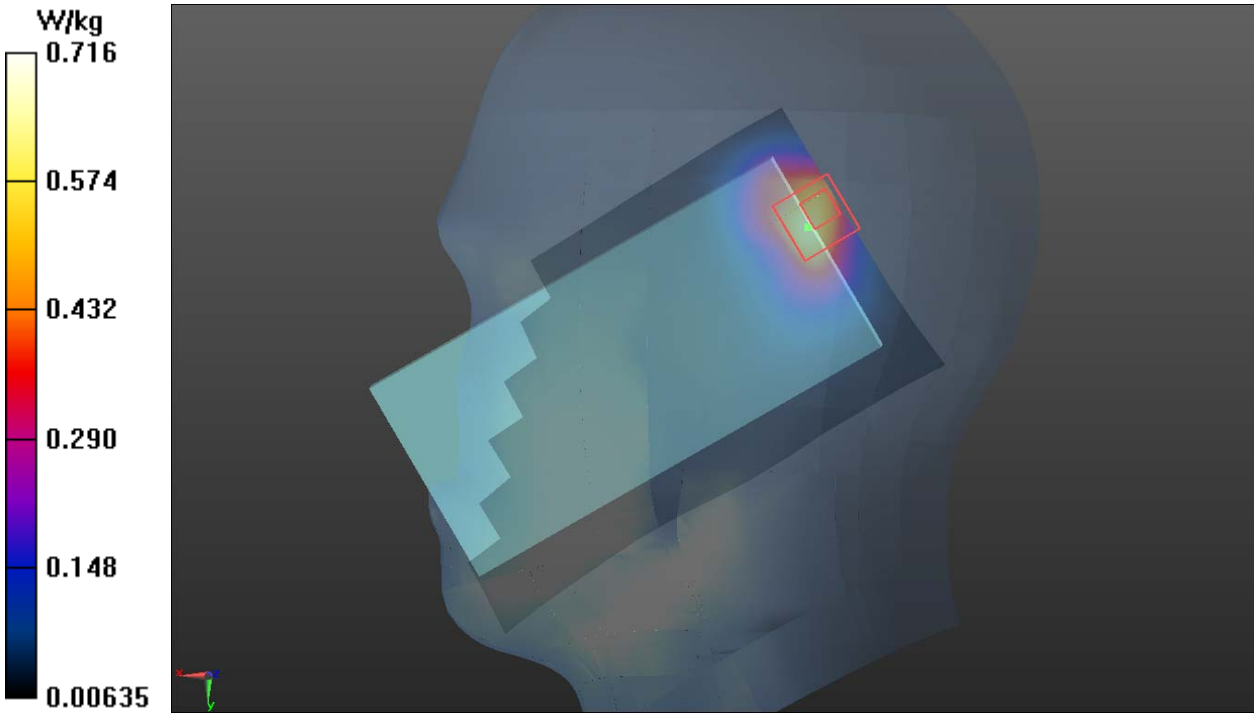

This report shall not be reproduced except in full, without the written approval of TA Technology (Shanghai) Co., Ltd.

Plot 95 GSM 1900 Right Tilt Middle (best acoustic position)

Date: 8/6/2019

Communication System: UID 0, GSM 1900 (0); Frequency: 1880 MHz;Duty Cycle: 1:8.30042

Medium parameters used: f = 1880 MHz; σ = 1.42 S/m; ε_r = 38.948; ρ = 1000 kg/m^3

Ambient Temperature:22.3 ℃ Liquid Temperature: 21.5℃

Phantom section: Right Section

DASY5 Configuration:

Sensor-Surface: 4mm (Mechanical Surface Detection)

Probe: EX3DV4 - SN3677; ConvF(7.79, 7.79, 7.79); Calibrated: 6/19/2019;

Electronics: DAE4 SN1291; Calibrated: 12/4/2018

Phantom: SAM1; Type: SAM; Serial: TP-1534

Measurement SW: DASY52, Version 52.10 (1); SEMCAD X Version 14.6.11 (7439)

Right Tilt Middle/Area Scan (71x121x1): Interpolated grid: dx=15mm, dy=15mm

Maximum value of SAR (interpolated) = 0.658 W/kg

Right Tilt Middle/Zoom Scan (5x5x7)/Cube 0: Measurement grid: dx=8mm, dy=8mm, dz=5mm

Reference Value = 6.831 V/m; Power Drift = 0.01 dB

Peak SAR (extrapolated) = 1.53 W/kg

SAR(1 g) = 0.600 W/kg; SAR(10 g) = 0.285 W/kg

Maximum value of SAR (measured) = 0.762 W/kg



This report shall not be reproduced except in full, without the written approval of TA Technology (Shanghai) Co., Ltd.

Plot 96 GSM 1900 Back Side Middle (Distance 15mm)

Date: 7/28/2019

Communication System: UID 0, GSM 1900 (0); Frequency: 1880 MHz;Duty Cycle: 1:8.30042

Medium parameters used: f = 1880 MHz; σ = 1.42 S/m; ε_r = 38.948; ρ = 1000 kg/m^3

Ambient Temperature:22.3 ℃ Liquid Temperature: 21.5℃

Phantom section: Flat Section

DASY5 Configuration:

Sensor-Surface: 4mm (Mechanical Surface Detection)

Probe: EX3DV4 - SN3677; ConvF(7.62, 7.62, 7.62); Calibrated: 6/19/2019;

Electronics: DAE4 SN1291; Calibrated: 12/4/2018

Phantom: SAM1; Type: SAM; Serial: TP-1534

Measurement SW: DASY52, Version 52.10 (1); SEMCAD X Version 14.6.11 (7439)

Back Side Middle/Area Scan (71x121x1): Interpolated grid: dx=15mm, dy=15mm

Maximum value of SAR (interpolated) = 0.139 W/kg

Back Side Middle/Zoom Scan (5x5x7)/Cube 0: Measurement grid: dx=8mm, dy=8mm, dz=5mm

Reference Value = 3.868 V/m; Power Drift = 0.034 dB

Peak SAR (extrapolated) = 0.224 W/kg

SAR(1 g) = 0.124 W/kg; SAR(10 g) = 0.067 W/kg

Maximum value of SAR (measured) = 0.137 W/kg

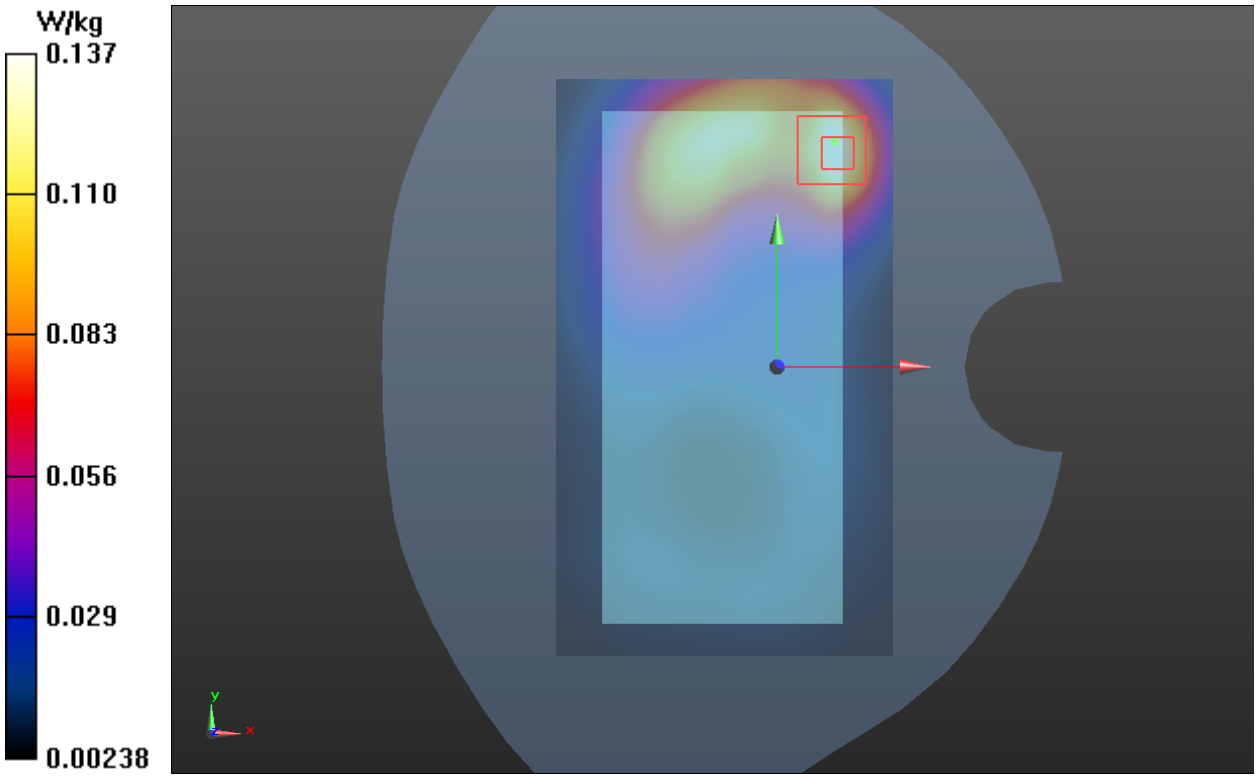

This report shall not be reproduced except in full, without the written approval of TA Technology (Shanghai) Co., Ltd.

Plot 97 GSM 1900 GPRS (2Txslots) Top Edge Middle (Distance 10mm)

Date: 7/28/2019

Communication System: UID 0, GSM 1900 (0); Frequency: 1880 MHz;Duty Cycle: 1:8.30042

Medium parameters used: f = 1880 MHz; σ = 1.42 S/m; ε_r = 38.948; ρ = 1000 kg/m^3

Ambient Temperature:22.3 ℃ Liquid Temperature: 21.5℃

Phantom section: Flat Section

DASY5 Configuration:

Sensor-Surface: 4mm (Mechanical Surface Detection)

Probe: EX3DV4 - SN3677; ConvF(7.62, 7.62, 7.62); Calibrated: 6/19/2019;

Electronics: DAE4 SN1291; Calibrated: 12/4/2018

Phantom: SAM1; Type: SAM; Serial: TP-1534

Measurement SW: DASY52, Version 52.10 (1); SEMCAD X Version 14.6.11 (7439)

Top Edge Middle/Area Scan (51x91x1): Interpolated grid: dx=10 mm, dy=10 mm

Maximum value of SAR (interpolated) = 0.269 W/kg

Top Edge Middle/Zoom Scan(7x7x7)/Cube 0: Measurement grid: dx=5mm, dy=5mm, dz=5mm

Reference Value = 13.41 V/m; Power Drift = 0.01 dB

Peak SAR (extrapolated) = 0.385 W/kg

SAR(1 g) = 0.231 W/kg; SAR(10 g) = 0.132 W/kg

Maximum value of SAR (measured) = 0.255 W/kg

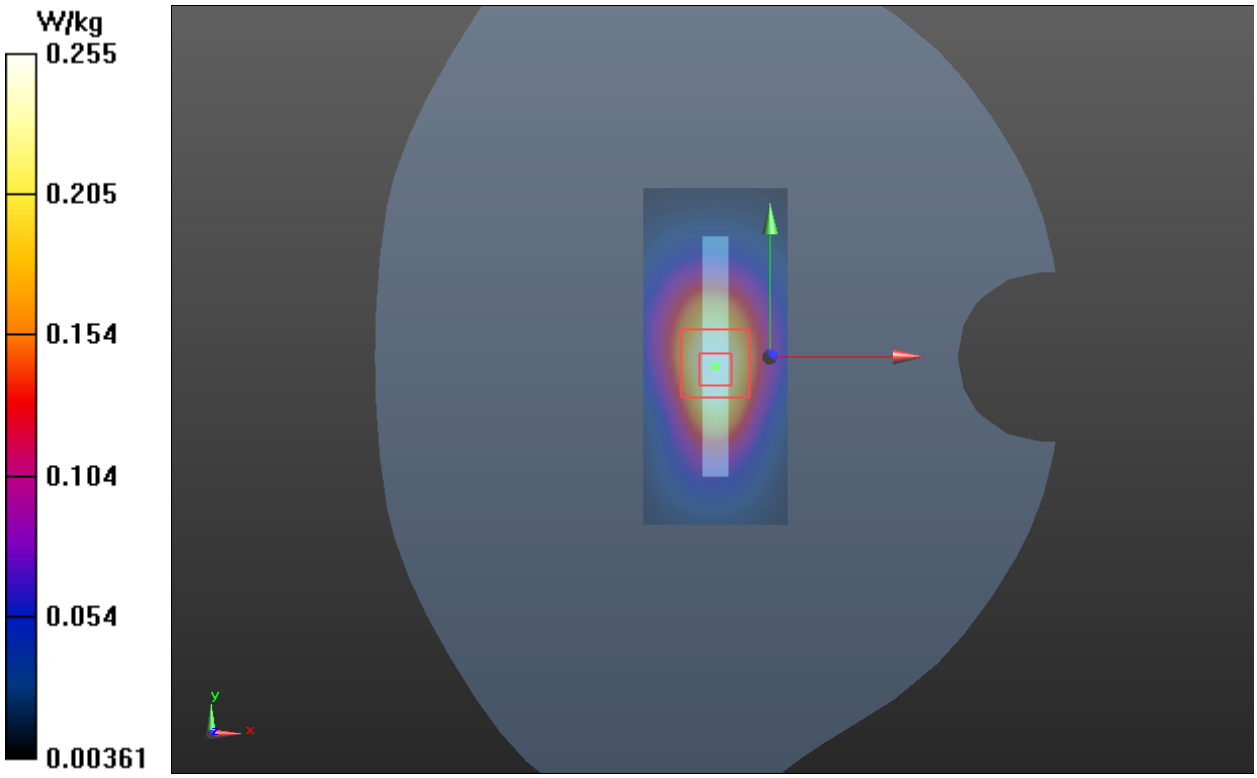

This report shall not be reproduced except in full, without the written approval of TA Technology (Shanghai) Co., Ltd.

Plot 98 UMTS Band II Right Tilt Middle

Date: 8/6/2019

Communication System: UID 0, WCDMA II (0); Frequency: 1880 MHz;Duty Cycle: 1:1

Medium parameters used: f = 1880 MHz; σ = 1.42 S/m; ε_r = 38.948; ρ = 1000 kg/m^3

Ambient Temperature:22.3 ℃ Liquid Temperature: 21.5℃

Phantom section: Right Section

DASY5 Configuration:

Sensor-Surface: 4mm (Mechanical Surface Detection)

Probe: EX3DV4 - SN3677; ConvF(7.79, 7.79, 7.79); Calibrated: 6/19/2019;

Electronics: DAE4 SN1291; Calibrated: 12/4/2018

Phantom: SAM1; Type: SAM; Serial: TP-1534

Measurement SW: DASY52, Version 52.10 (1); SEMCAD X Version 14.6.11 (7439)

Right Tilt Middle/Area Scan (71x131x1): Interpolated grid: dx=15mm, dy=15mm

Maximum value of SAR (interpolated) = 0.546 W/kg

Right Tilt Middle/Zoom Scan (5x5x7)/Cube 0: Measurement grid: dx=8mm, dy=8mm, dz=5mm

Reference Value = 7.621 V/m; Power Drift = 0.08 dB

Peak SAR (extrapolated) = 0.975 W/kg

SAR(1 g) = 0.412 W/kg; SAR(10 g) = 0.195 W/kg

Maximum value of SAR (measured) = 0.504 W/kg



This report shall not be reproduced except in full, without the written approval of TA Technology (Shanghai) Co., Ltd.

Plot 99 UMTS Band II Right Tilt High (best acoustic position)

Date: 8/6/2019

Communication System: UID 0, WCDMA II (0); Frequency: 1880 MHz;Duty Cycle: 1:1

Medium parameters used: f = 1880 MHz; σ = 1.42 S/m; ε_r = 38.948; ρ = 1000 kg/m^3

Ambient Temperature:22.3 ℃ Liquid Temperature: 21.5℃

Phantom section: Right Section

DASY5 Configuration:

Sensor-Surface: 4mm (Mechanical Surface Detection)

Probe: EX3DV4 - SN3677; ConvF(7.79, 7.79, 7.79); Calibrated: 6/19/2019;

Electronics: DAE4 SN1291; Calibrated: 12/4/2018

Phantom: SAM1; Type: SAM; Serial: TP-1534

Measurement SW: DASY52, Version 52.10 (1); SEMCAD X Version 14.6.11 (7439)

Right Tilt High/Area Scan (71x131x1): Interpolated grid: dx=15mm, dy=15mm

Maximum value of SAR (interpolated) = 0.651 W/kg

Right Tilt High/Zoom Scan (5x5x7)/Cube 0: Measurement grid: dx=8mm, dy=8mm, dz=5mm

Reference Value = 6.384 V/m; Power Drift = 0.027 dB

Peak SAR (extrapolated) = 1.18 W/kg

SAR(1 g) = 0.503 W/kg; SAR(10 g) = 0.240 W/kg

Maximum value of SAR (measured) = 0.595 W/kg



This report shall not be reproduced except in full, without the written approval of TA Technology (Shanghai) Co., Ltd.

Plot 100 UMTS Band II Back Side Middle (Distance 15mm)

Date: 7/28/2019

Communication System: UID 0, WCDMA II (0); Frequency: 1880 MHz;Duty Cycle: 1:1

Medium parameters used: f = 1880 MHz; σ = 1.42 S/m; ε_r = 38.948; ρ = 1000 kg/m^3

Ambient Temperature:22.3 ℃ Liquid Temperature: 21.5℃

Phantom section: Flat Section

DASY5 Configuration:

Sensor-Surface: 4mm (Mechanical Surface Detection)

Probe: EX3DV4 - SN3677; ConvF(7.79, 7.79, 7.79); Calibrated: 6/19/2019;

Electronics: DAE4 SN1291; Calibrated: 12/4/2018

Phantom: SAM1; Type: SAM; Serial: TP-1534

Measurement SW: DASY52, Version 52.10 (1); SEMCAD X Version 14.6.11 (7439)

Back Side Middle/Area Scan (71x141x1): Interpolated grid: dx=15mm, dy=15mm

Maximum value of SAR (interpolated) = 0.377 W/kg

Back Side Middle/Zoom Scan (5x5x7)/Cube 0: Measurement grid: dx=8mm, dy=8mm, dz=5mm

Reference Value = 5.439 V/m; Power Drift = 0.10 dB

Peak SAR (extrapolated) = 0.645 W/kg

SAR(1 g) = 0.352 W/kg; SAR(10 g) = 0.185 W/kg

Maximum value of SAR (measured) = 0.389 W/kg

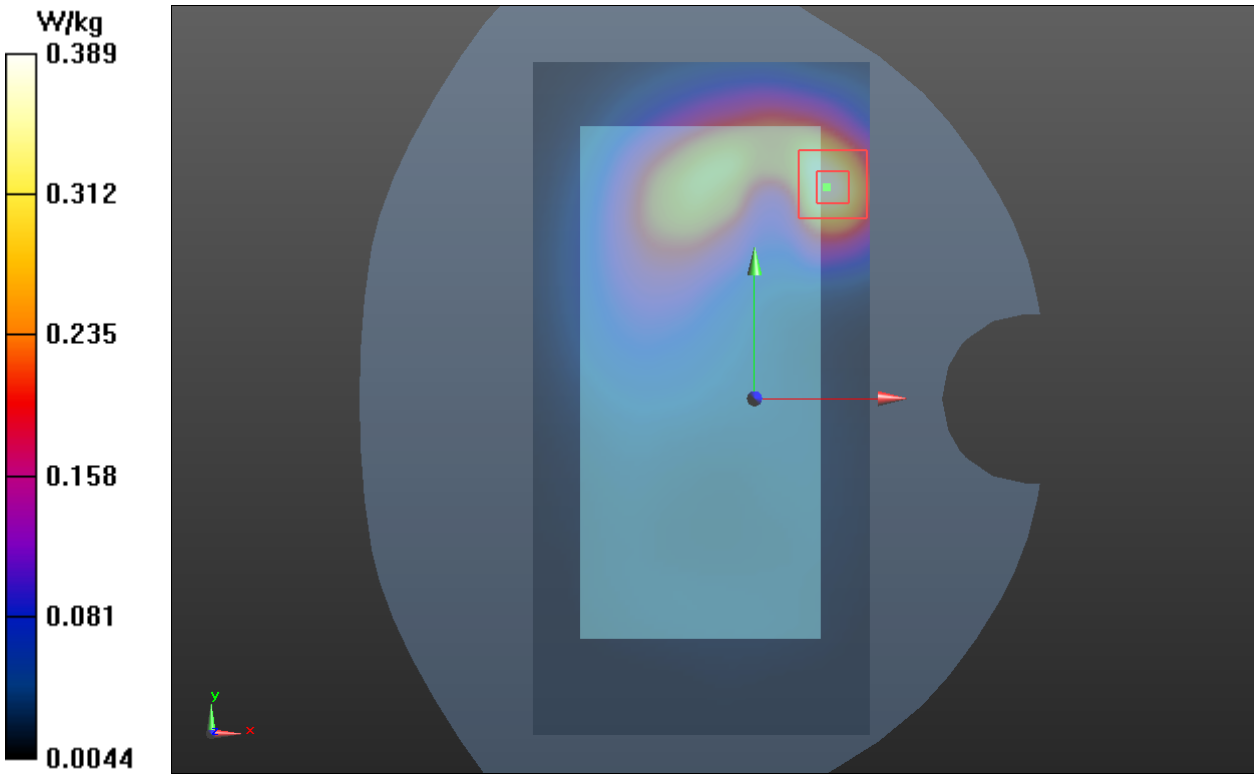

This report shall not be reproduced except in full, without the written approval of TA Technology (Shanghai) Co., Ltd.