CA-12B 5MHz+10MHz CH-Low QPSK
30MHz~1GHz

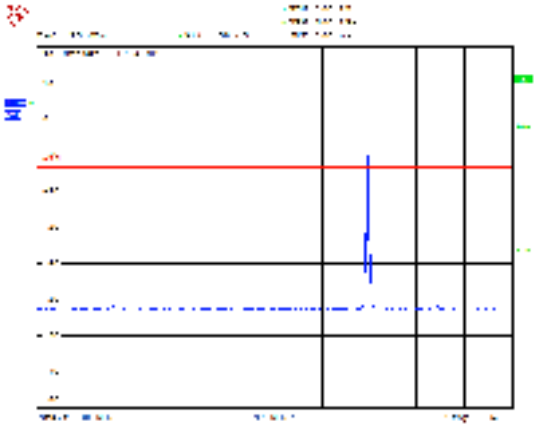

CA-12B 5MHz+10MHz CH-Low QPSK
1GHz~9GHz

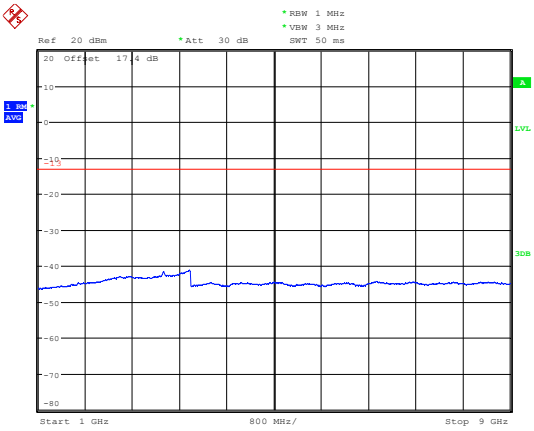

Date: 11.AUG.2019 17:56:06

CA-12B 5MHz+10MHz CH-Middle QPSK
30MHz~1GHz

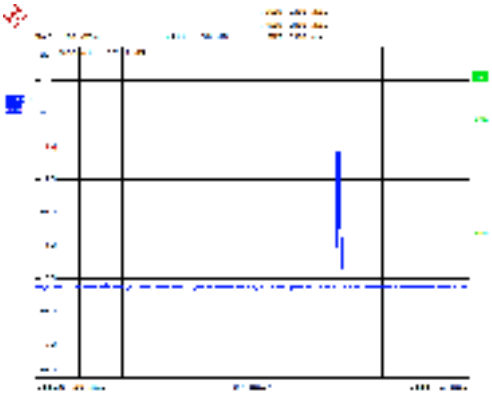

CA-12B 5MHz+10MHz CH-Middle QPSK
1GHz~9GHz

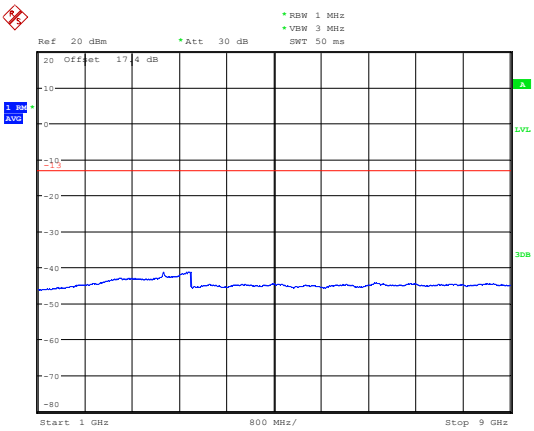

Date: 11.AUG.2019 17:59:32

CA-12B 5MHz+10MHz CH-High QPSK
30MHz~1GHz

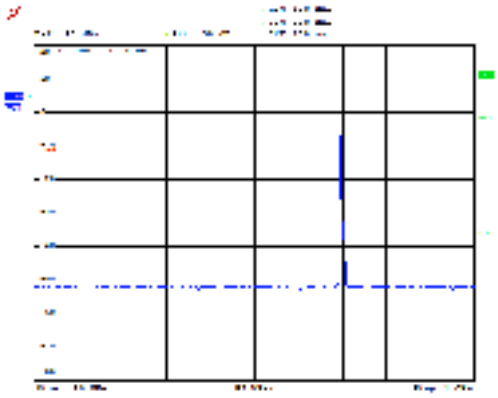

CA-12B 5MHz+10MHzCH-High QPSK
1GHz~9GHz

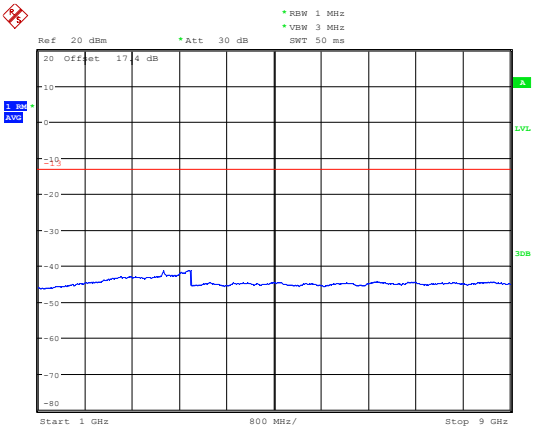

Date: 11.AUG.2019 18:00:56

This report shall not be reproduced except in full, without the written approval of TA Technology (Shanghai) Co., Ltd.

CA-12B 5MHz+10MHz CH-Low 16QAM
30MHz~1GHz

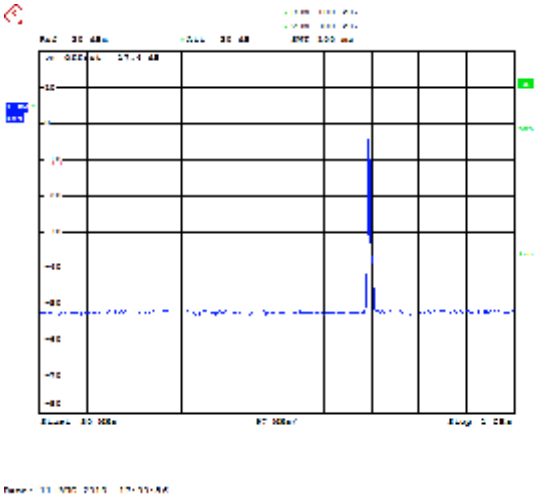

CA-12B 5MHz+10MHz CH-Low 16QAM
1GHz~9GHz

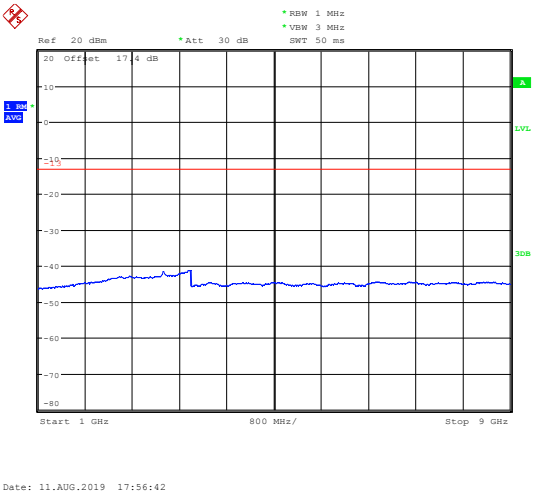

CA-12B 5MHz+10MHz CH-Middle 16QAM
30MHz~1GHz

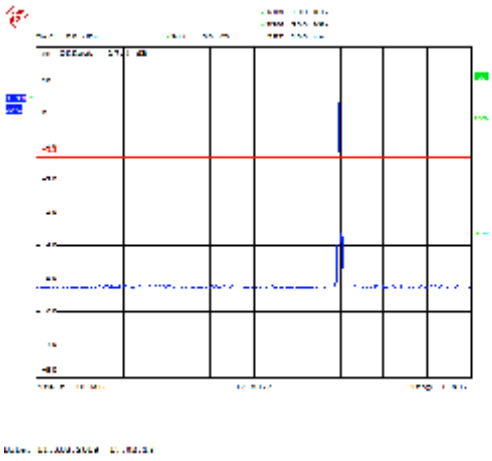

CA-12B 5MHz+10MHz CH-Middle 16QAM
1GHz~9GHz

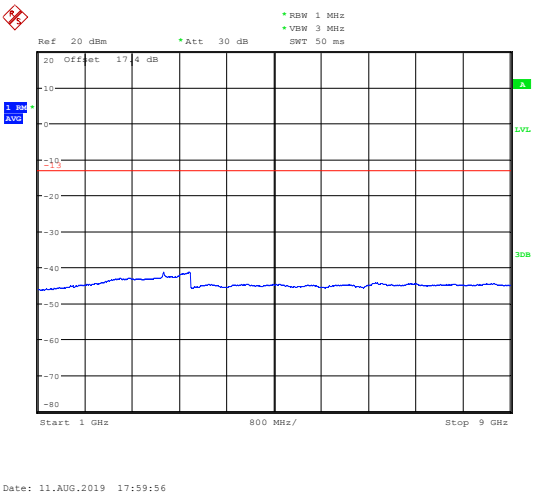

CA-12B 5MHz+10MHz CH-High 16QAM
30MHz~1GHz

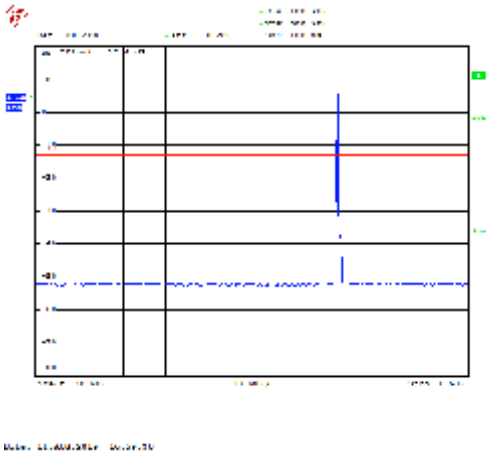

CA-12B 5MHz+10MHzCH-High 16QAM
1GHz~9GHz

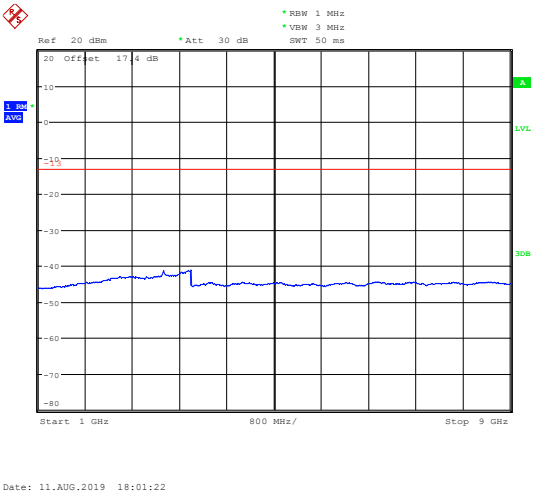

This report shall not be reproduced except in full, without the written approval of TA Technology (Shanghai) Co., Ltd.

CA-12B 5MHz+10MHz CH-Low 64QAM
30MHz~1GHz

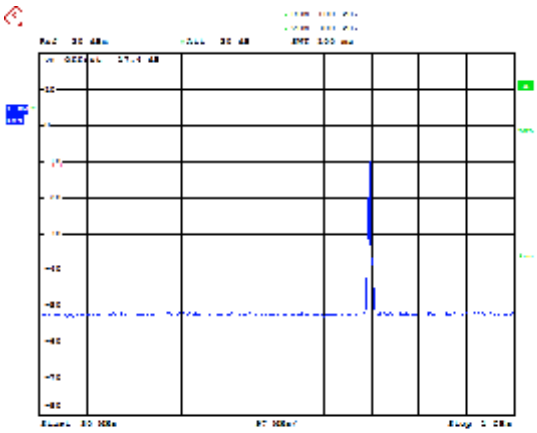

CA-12B 5MHz+10MHz CH-Low 64QAM
1GHz~9GHz

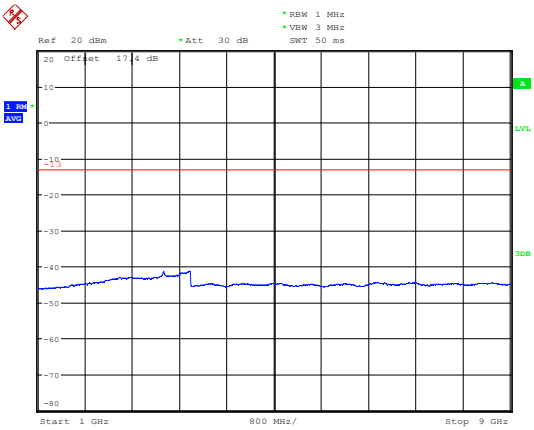

Date: 11.AUG.2019 17:57:48

CA-12B 5MHz+10MHz CH-Middle 64QAM
30MHz~1GHz

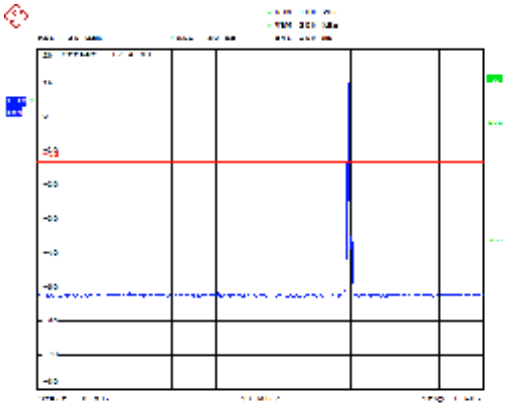

CA-12B 5MHz+10MHz CH-Middle 64QAM
1GHz~9GHz

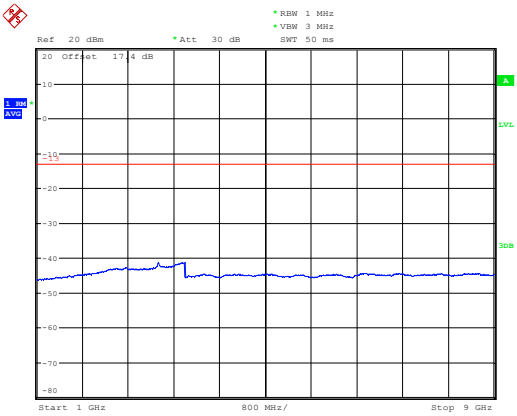

Date: 11.AUG.2019 18:00:21

CA-12B 5MHz+10MHz CH-High 64QAM
30MHz~1GHz

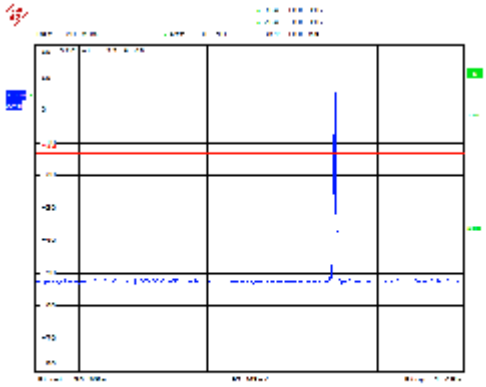

CA-12B 5MHz+10MHzCH-High 64QAM
1GHz~9GHz

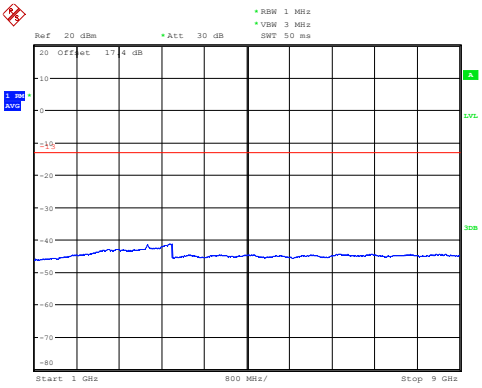

Date: 11.AUG.2019 18:01:47

This report shall not be reproduced except in full, without the written approval of TA Technology (Shanghai) Co., Ltd.

CA-38C 15MHz+15MHz CH-Low QPSK
30MHz~1GHz

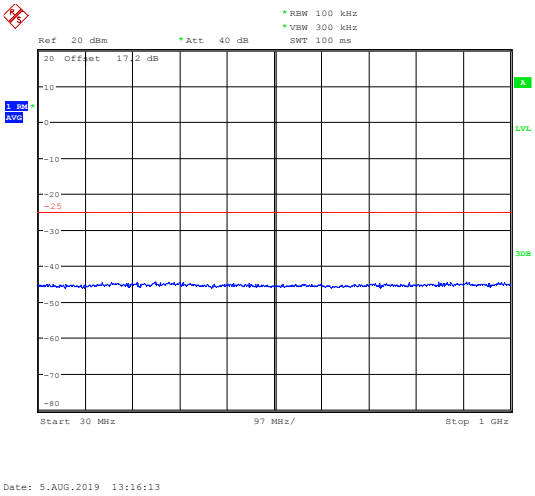

CA-38C 15MHz+15MHz CH-Middle QPSK
30MHz~1GHz

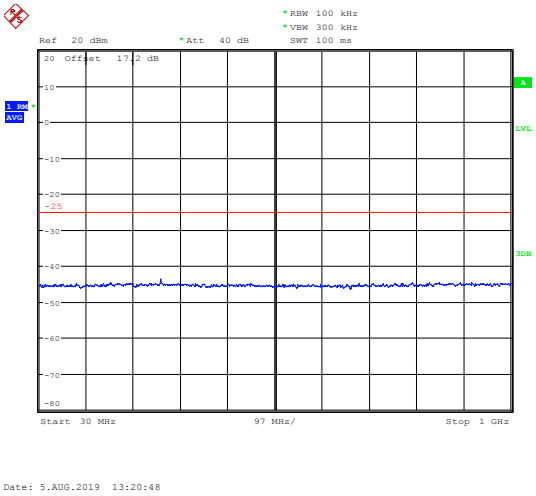

CA-38C 15MHz+15MHz CH-Low QPSK
1GHz~3GHz

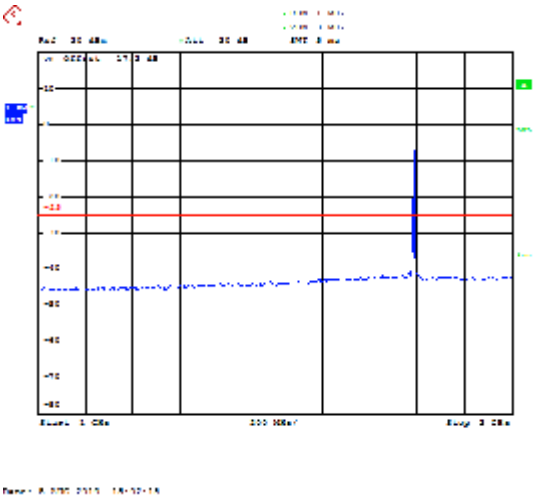

CA-38C 15MHz+15MHz CH-Middle QPSK
1GHz~3GHz

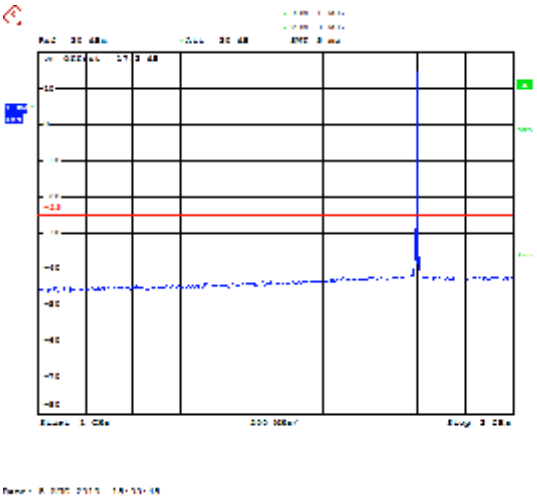

CA-38C 15MHz+15MHz CH-Low QPSK
3GHz~26.5GHz

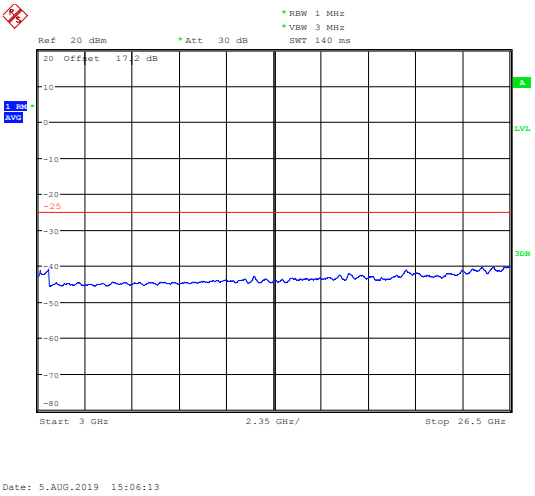

CA-38C 15MHz+15MHz CH-Middle QPSK
3GHz~26.5GHz

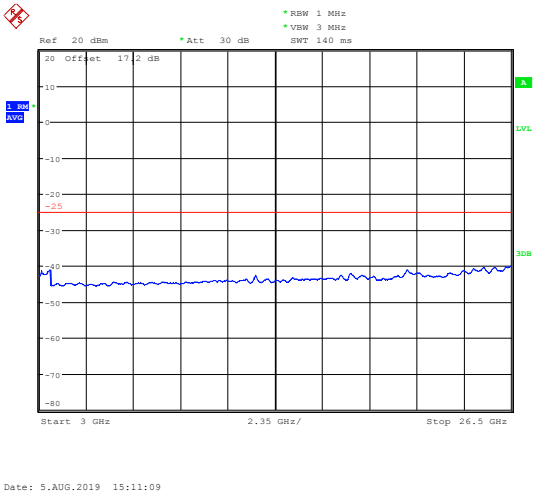

This report shall not be reproduced except in full, without the written approval of TA Technology (Shanghai) Co., Ltd.

CA-38C 15MHz+15MHz CH-High QPSK
30MHz~1GHz

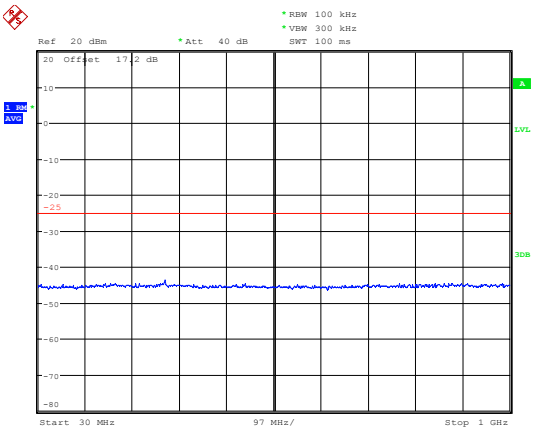

Date: 5.AUG.2019 13:23:09

CA-38C 15MHz+15MHz CH-Low 16QAM
30MHz~1GHz

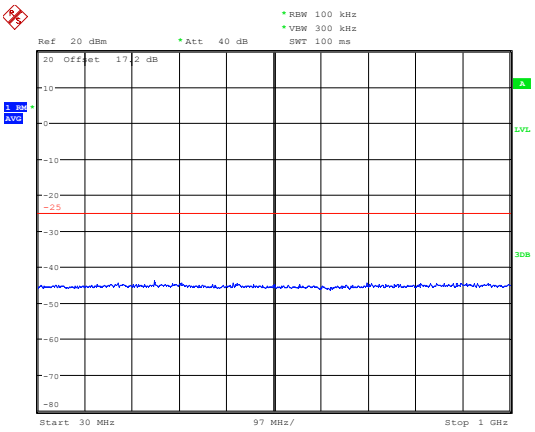

Date: 5.AUG.2019 13:16:55

CA-38C 15MHz+15MHzCH-High QPSK
1GHz~3GHz

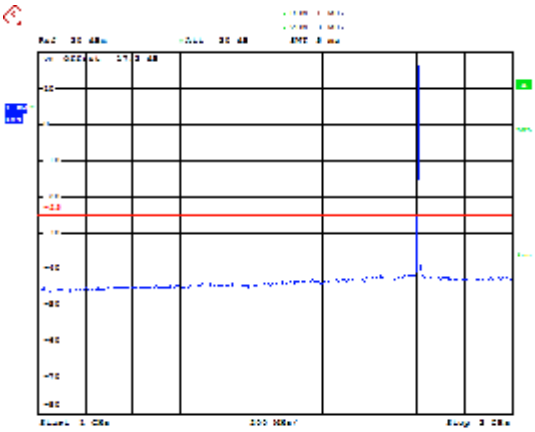

CA-38C 15MHz+15MHz CH-Low 16QAM
1GHz~3GHz

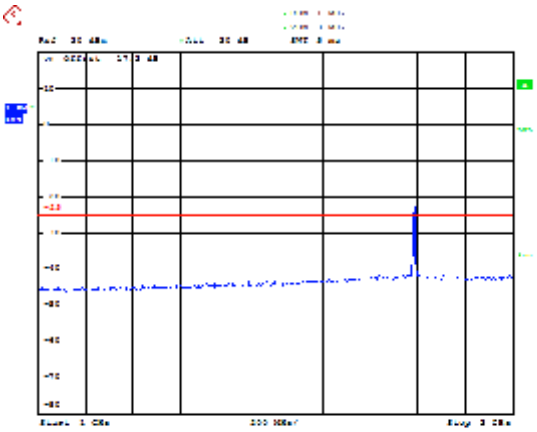

CA-38C 15MHz+15MHz CH-High QPSK
3GHz~26.5GHz

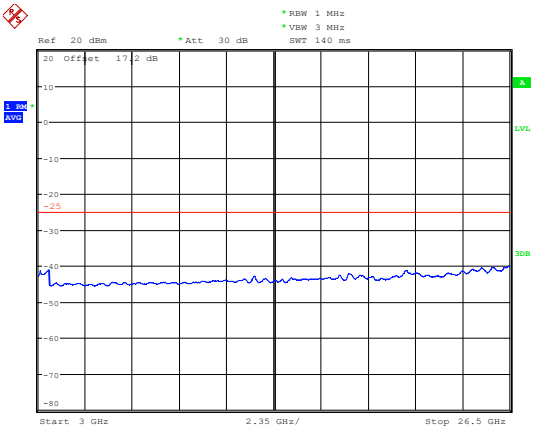

Date: 5.AUG.2019 15:14:00

CA-38C 15MHz+15MHz CH-Low 16QAM
3GHz~26.5GHz

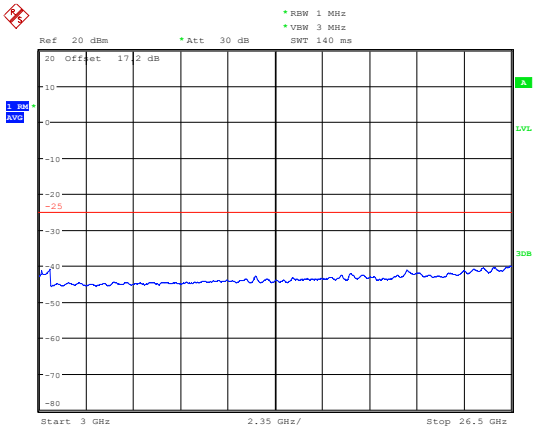

Date: 5.AUG.2019 15:06:38

This report shall not be reproduced except in full, without the written approval of TA Technology (Shanghai) Co., Ltd.

CA-38C 15MHz+15MHz CH-Middle 16QAM
30MHz~1GHz

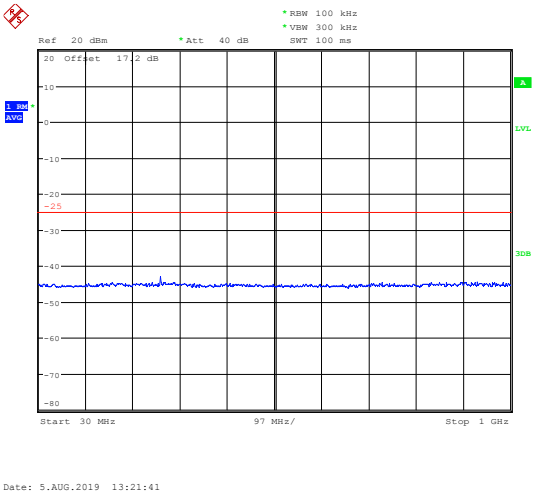

CA-38C 15MHz+15MHz CH- High 16QAM
30MHz~1GHz

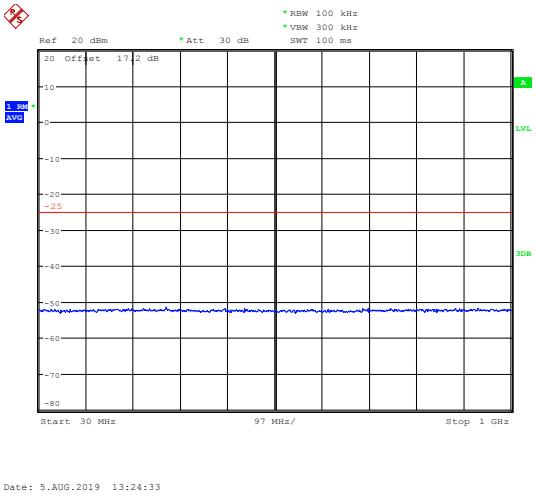

CA-38C 15MHz+15MHz CH-Middle 16QAM
1GHz~3GHz

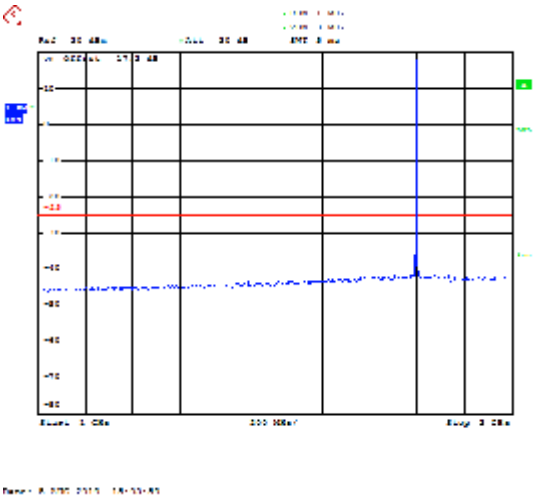

CA-38C 15MHz+15MHz CH- High 16QAM
1GHz~3GHz

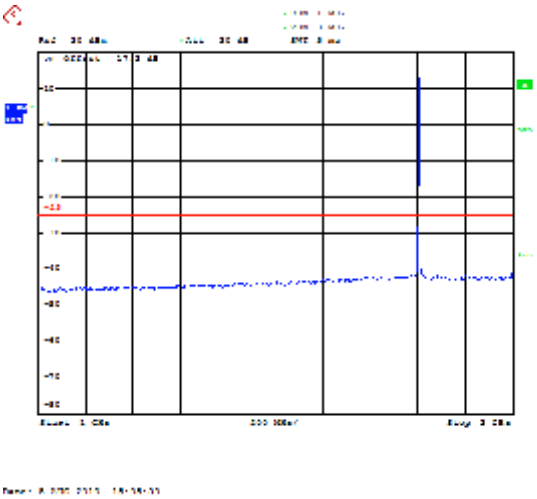

CA-38C 15MHz+15MHz CH-Middle 16QAM
3GHz~26.5GHz

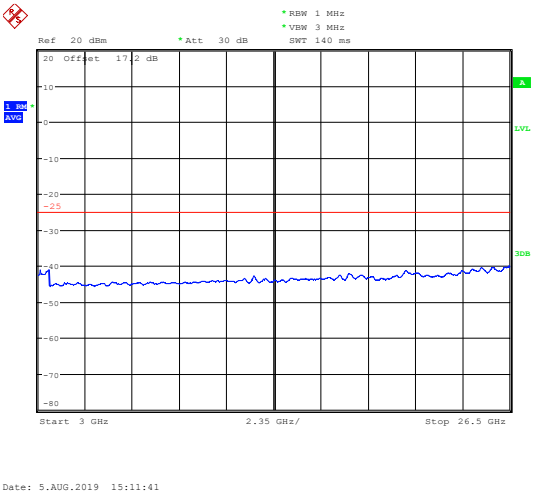

CA-38C 15MHz+15MHz CH- High 16QAM
3GHz~26.5GHz

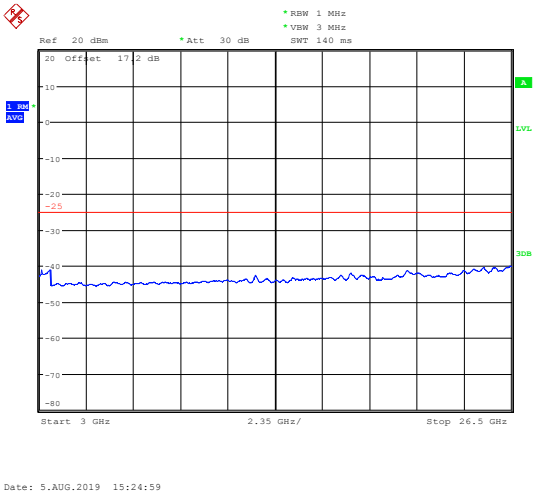

This report shall not be reproduced except in full, without the written approval of TA Technology (Shanghai) Co., Ltd.

CA-38C 15MHz+15MHz CH-Low 64QAM
30MHz~1GHz

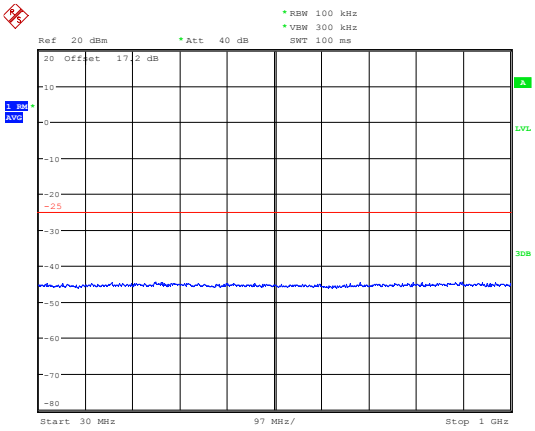

Date: 5.AUG.2019 13:17:56

CA-38C 15MHz+15MHz CH-Middle 64QAM
30MHz~1GHz

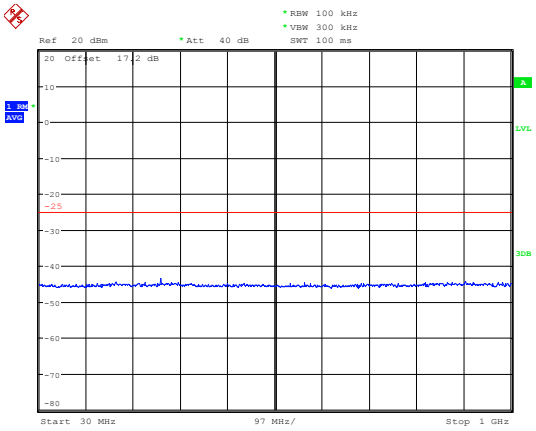

Date: 5.AUG.2019 13:22:06

CA-38C 15MHz+15MHz CH-Low 64QAM
1GHz~3GHz

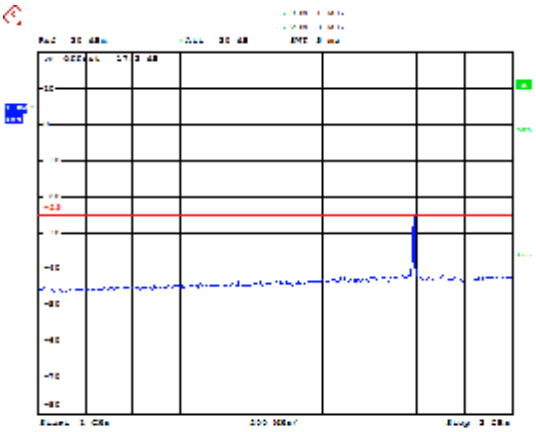

CA-38C 15MHz+15MHz CH-Middle 64QAM
1GHz~3GHz

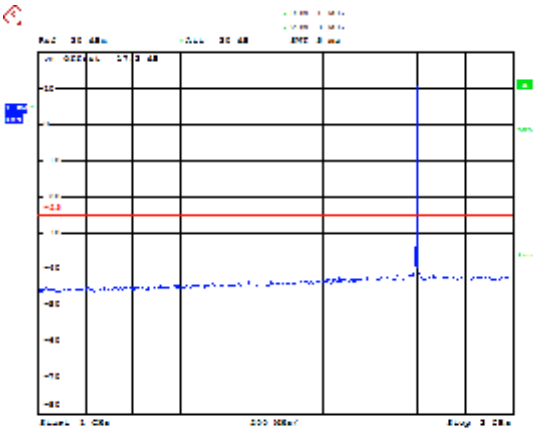

CA-38C 15MHz+15MHz CH-Low 64QAM
3GHz~26.5GHz

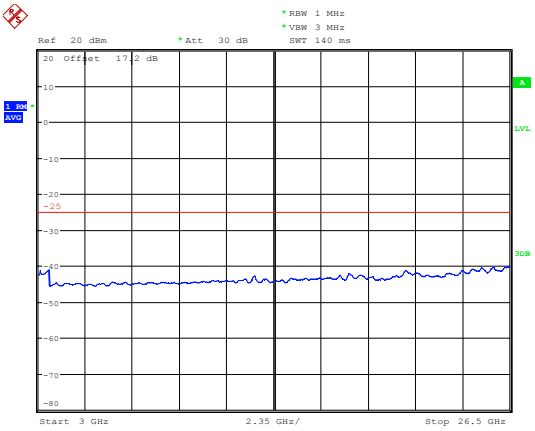

Date: 5.AUG.2019 15:07:11

CA-38C 15MHz+15MHz CH-Middle 64QAM
3GHz~26.5GHz

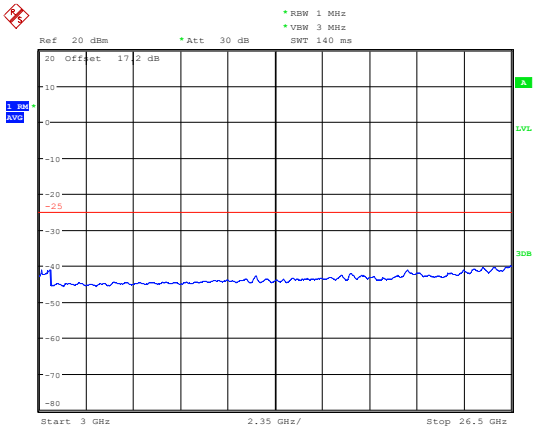

Date: 5.AUG.2019 15:12:44

This report shall not be reproduced except in full, without the written approval of TA Technology (Shanghai) Co., Ltd.

CA-38C 15MHz+15MHz CH-High 64QAM
30MHz~1GHz

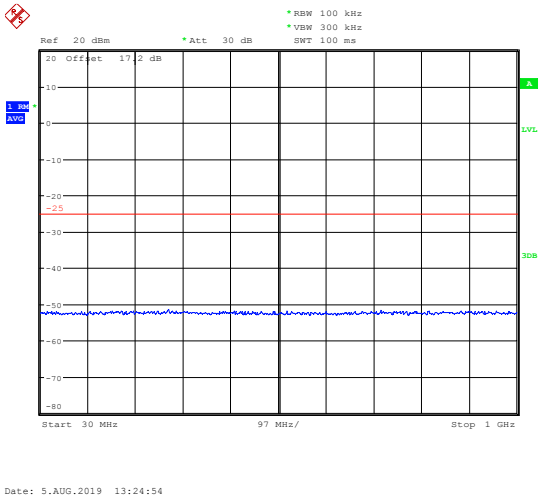

CA-38C 15MHz+15MHz CH-High 64QAM
1GHz~3GHz

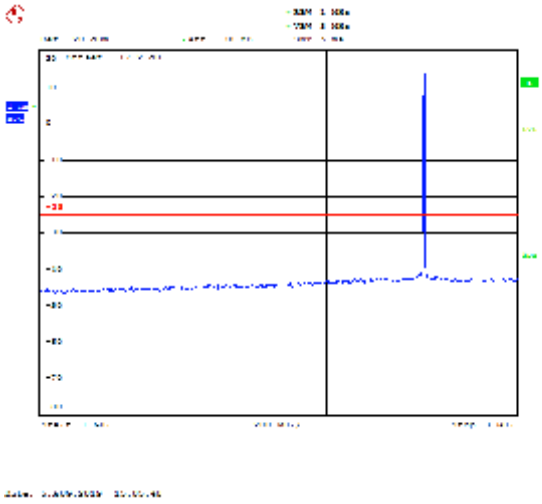

CA-38C 15MHz+15MHz CH-High 64QAM
3GHz~26.5GHz

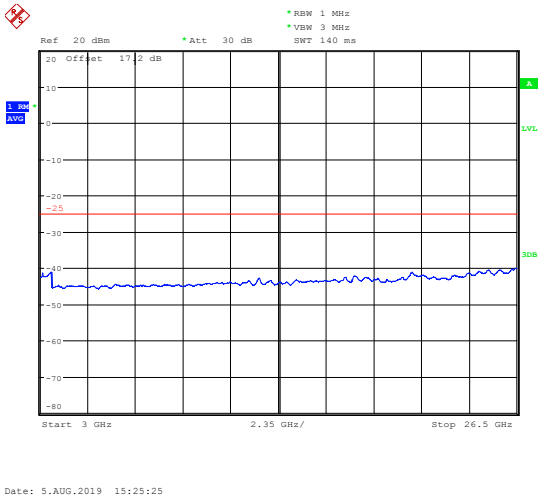

This report shall not be reproduced except in full, without the written approval of TA Technology (Shanghai) Co., Ltd.

CA-38C 20MHz+20MHz CH-Low QPSK
30MHz~1GHz

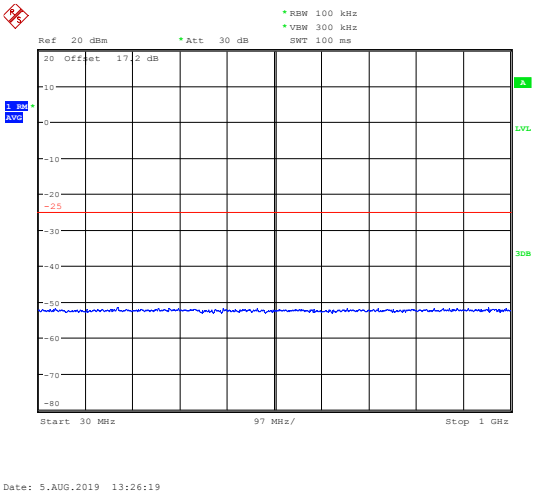

CA-38C 20MHz+20MHz CH-Middle QPSK
30MHz~1GHz

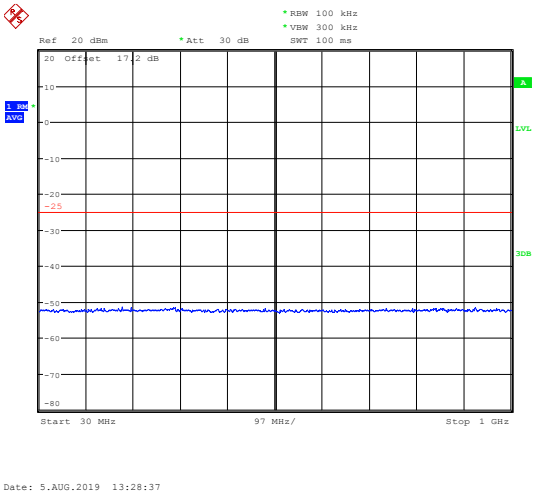

CA-38C 20MHz+20MHz CH-Low QPSK
1GHz~3GHz

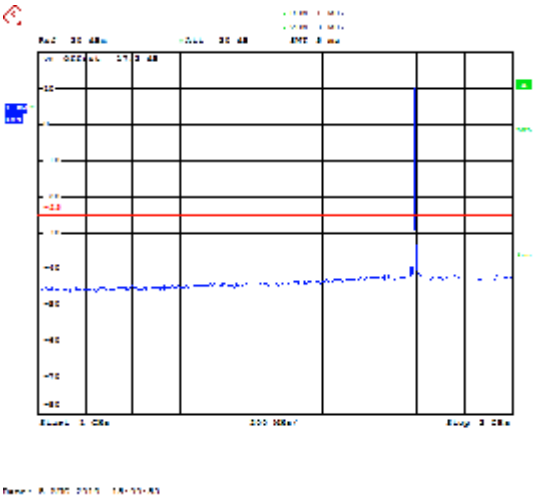

CA-38C 20MHz+20MHz CH-Middle QPSK
1GHz~3GHz

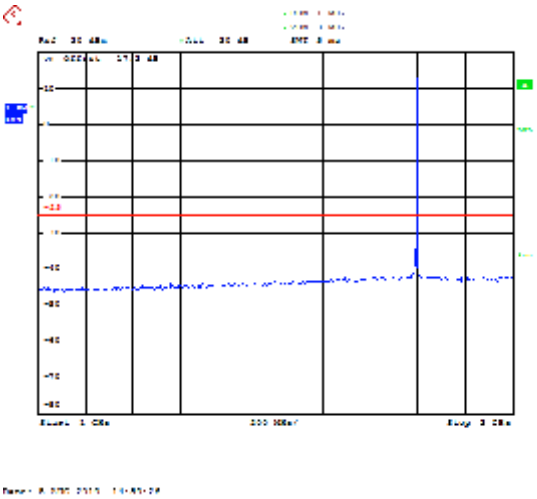

CA-38C 20MHz+20MHz CH-Low QPSK
3GHz~26.5GHz

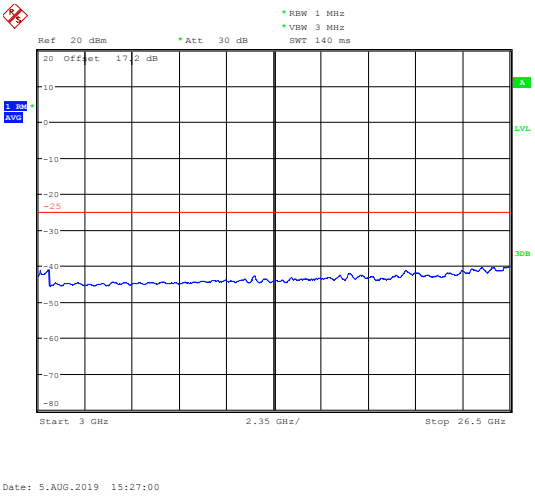

CA-38C 20MHz+20MHz CH-Middle QPSK
3GHz~26.5GHz

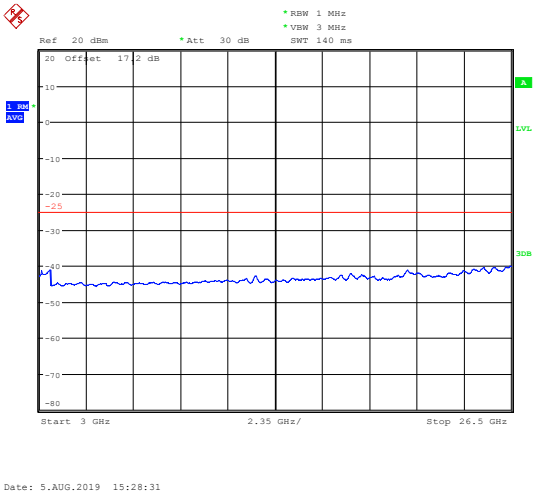

This report shall not be reproduced except in full, without the written approval of TA Technology (Shanghai) Co., Ltd.

CA-38C 20MHz+20MHz CH-High QPSK
30MHz~1GHz

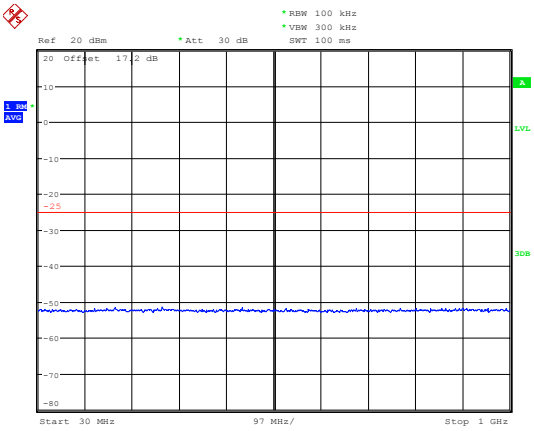

Date: 5.AUG.2019 14:55:24

CA-38C 20MHz+20MHz CH-Low 16QAM
30MHz~1GHz

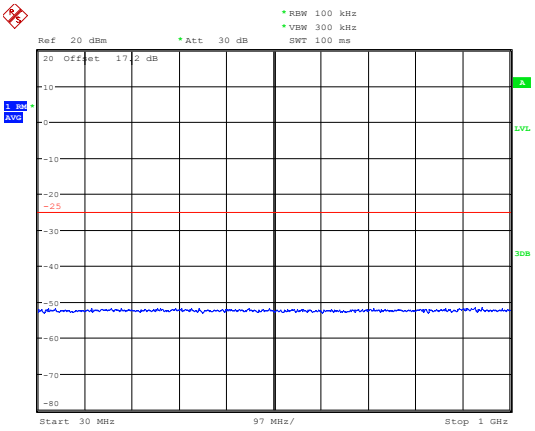

Date: 5.AUG.2019 13:26:39

CA-38C 20MHz+20MHzCH-High QPSK
1GHz~3GHz

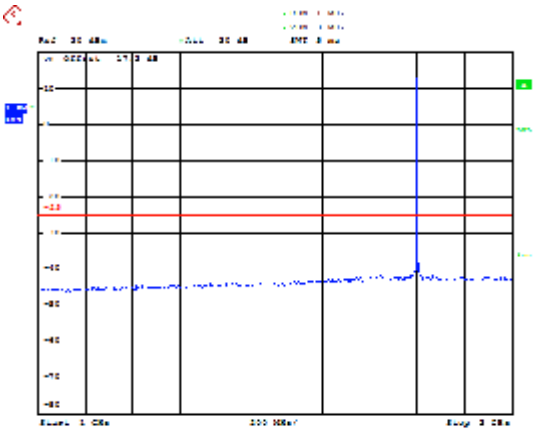

CA-38C 20MHz+20MHz CH-Low 16QAM
1GHz~3GHz

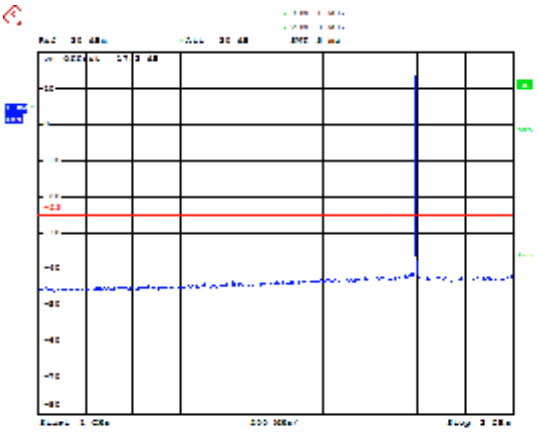

CA-38C 20MHz+20MHz CH-High QPSK
3GHz~26.5GHz

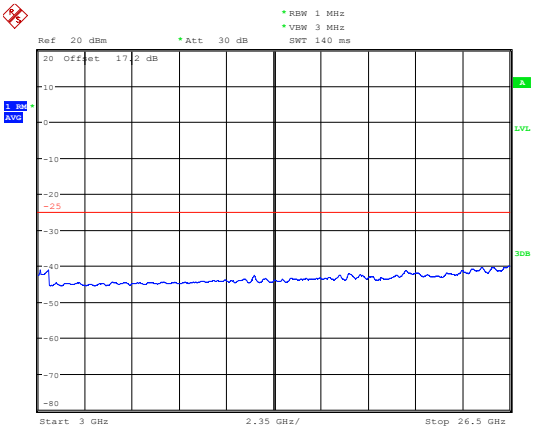

Date: 5.AUG.2019 15:37:08

CA-38C 20MHz+20MHz CH-Low 16QAM
3GHz~26.5GHz

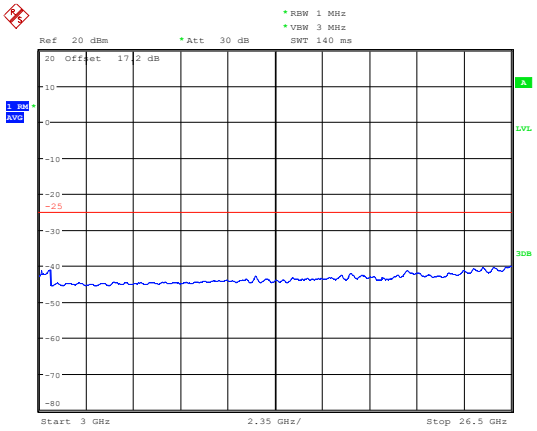

Date: 5.AUG.2019 15:27:42

This report shall not be reproduced except in full, without the written approval of TA Technology (Shanghai) Co., Ltd.

CA-38C 20MHz+20MHz CH-Middle 16QAM 30MHz~1GHz

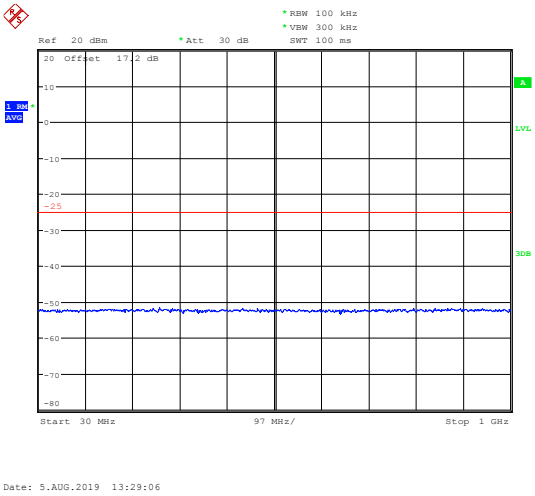

CA-38C 20MHz+20MHz CH- High 16QAM 30MHz~1GHz

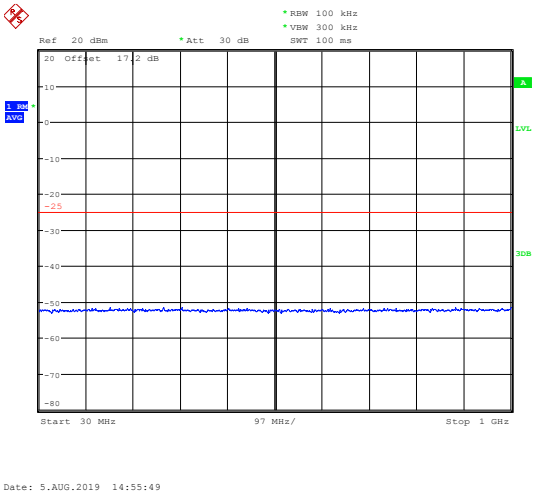

CA-38C 20MHz+20MHz CH-Middle 16QAM 1GHz~3GHz

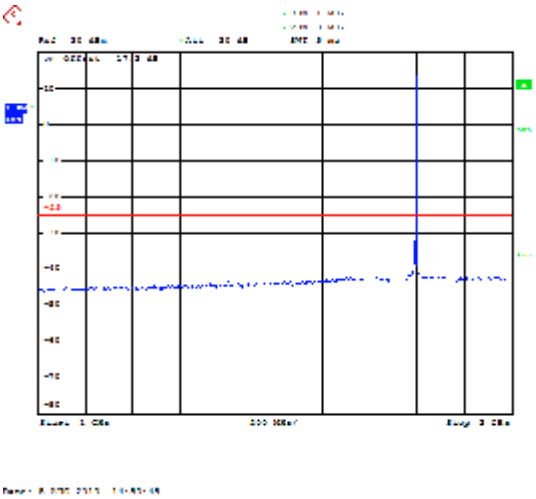

CA-38C 20MHz+20MHz CH- High 16QAM 1GHz~3GHz

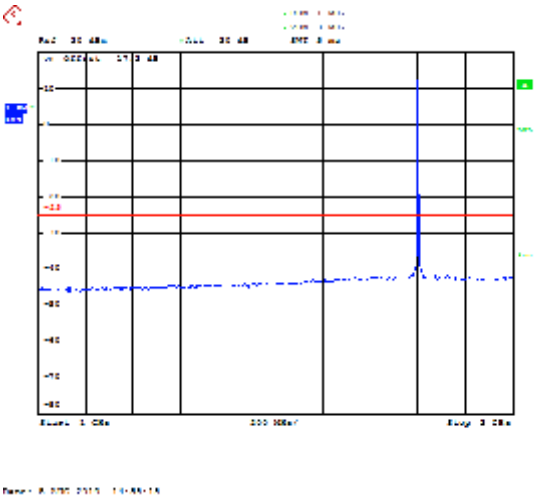

CA-38C 20MHz+20MHz CH-Middle 16QAM 3GHz~26.5GHz

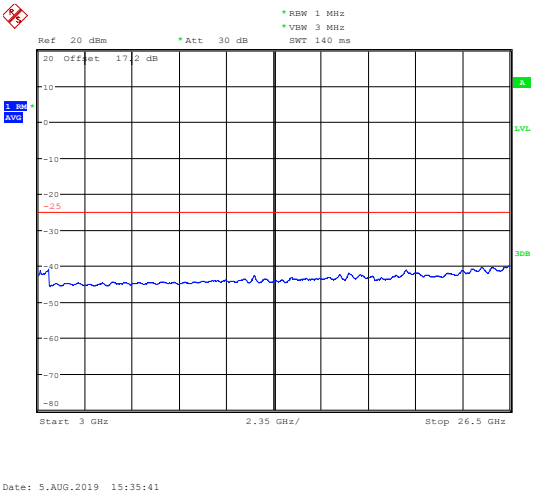

CA-38C 20MHz+20MHz CH- High 16QAM 3GHz~26.5GHz

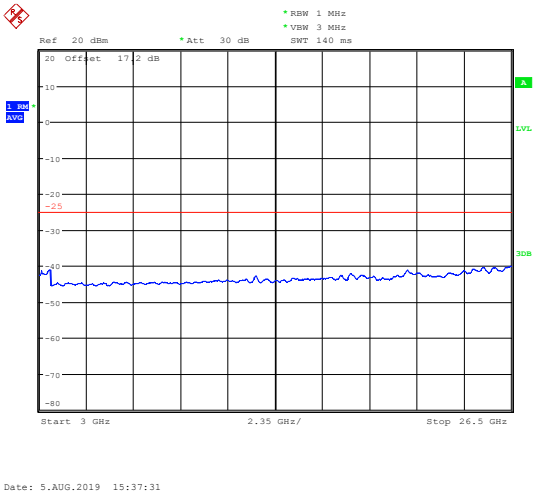

This report shall not be reproduced except in full, without the written approval of TA Technology (Shanghai) Co., Ltd.

CA-38C 20MHz+20MHz CH-Low 64QAM
30MHz~1GHz

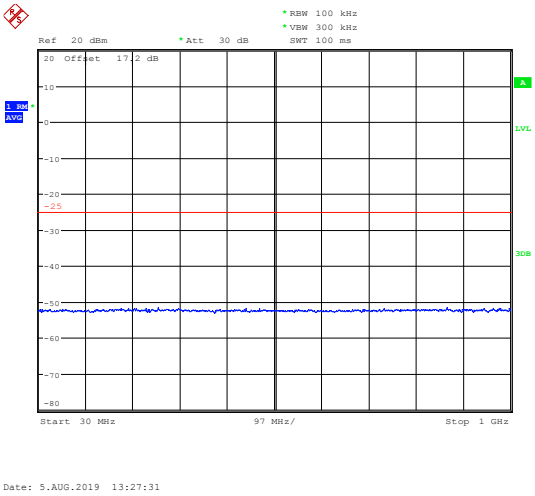

CA-38C 20MHz+20MHz CH-Middle 64QAM
30MHz~1GHz

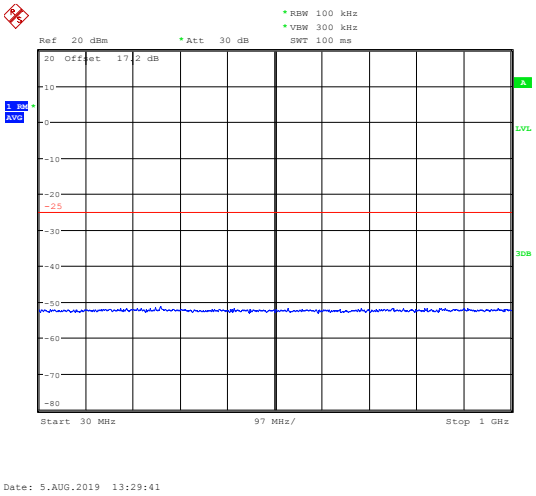

CA-38C 20MHz+20MHz CH-Low 64QAM
1GHz~3GHz

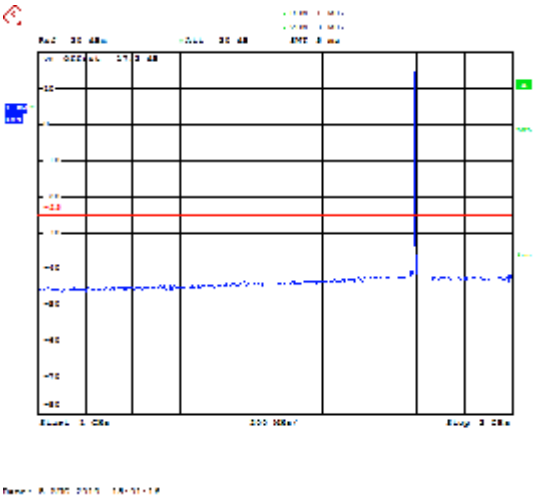

CA-38C 20MHz+20MHz CH-Middle 64QAM
1GHz~3GHz

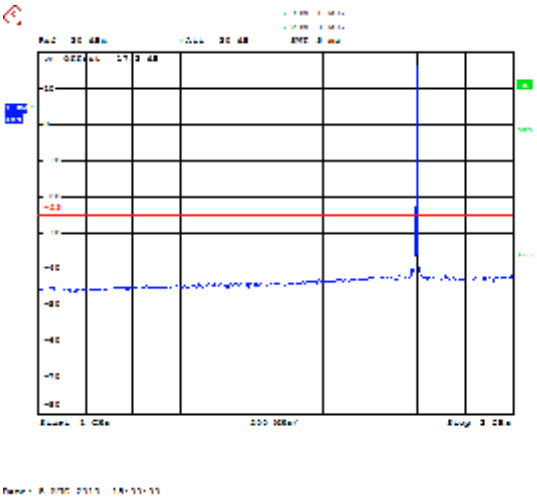

CA-38C 20MHz+20MHz CH-Low 64QAM
3GHz~26.5GHz

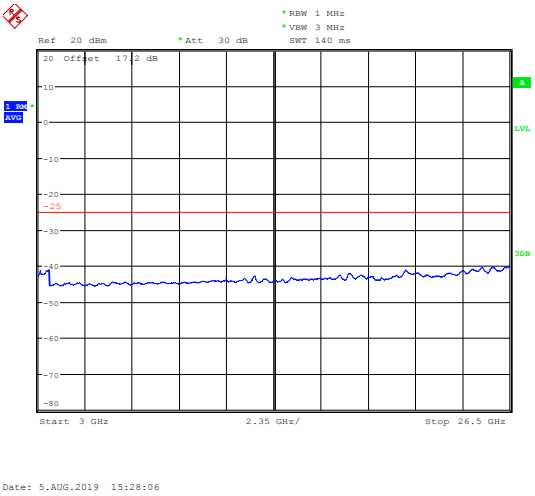

CA-38C 20MHz+20MHz CH-Middle 64QAM
3GHz~26.5GHz

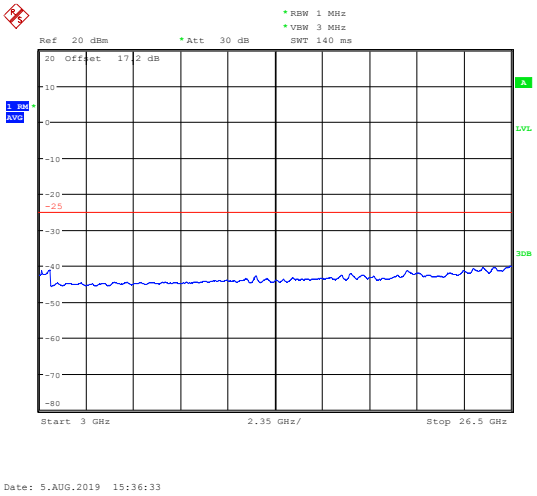

This report shall not be reproduced except in full, without the written approval of TA Technology (Shanghai) Co., Ltd.

CA-38C 20MHz+20MHz CH-High 64QAM
30MHz~1GHz

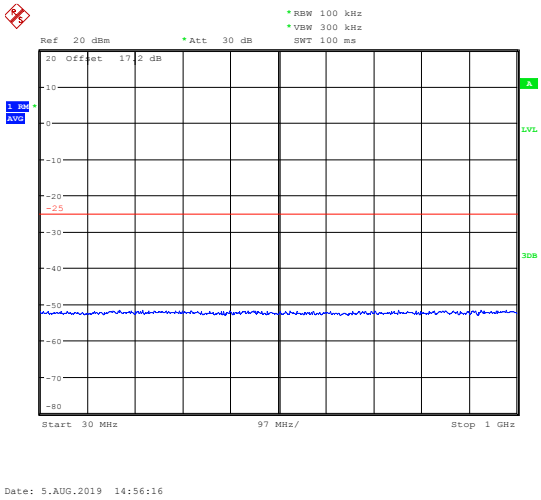

CA-38C 20MHz+20MHz CH-High 64QAM
1GHz~3GHz

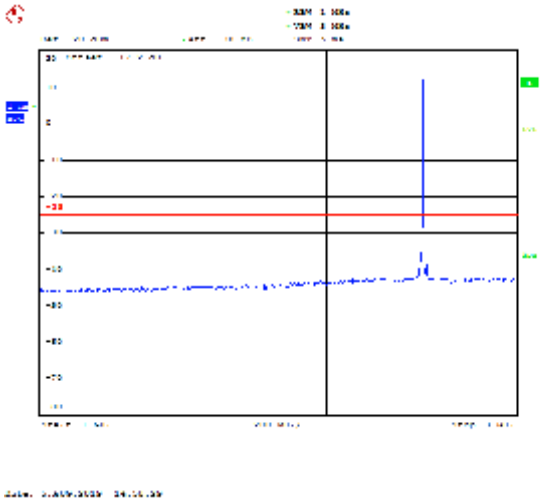

CA-38C 20MHz+20MHz CH-High 64QAM
3GHz~26.5GHz

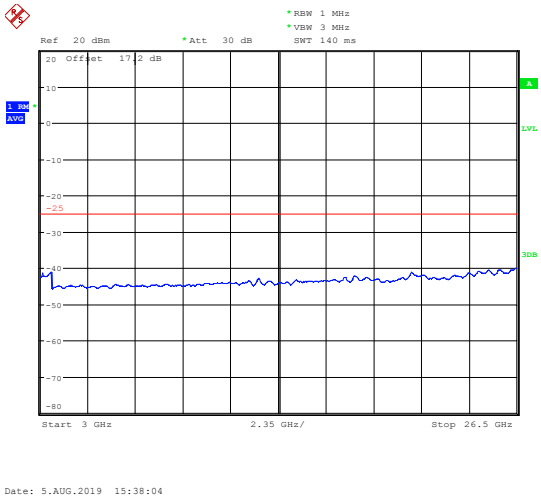

This report shall not be reproduced except in full, without the written approval of TA Technology (Shanghai) Co., Ltd.

CA-41C 20MHz+5MHz CH-Low QPSK
30MHz~1GHz

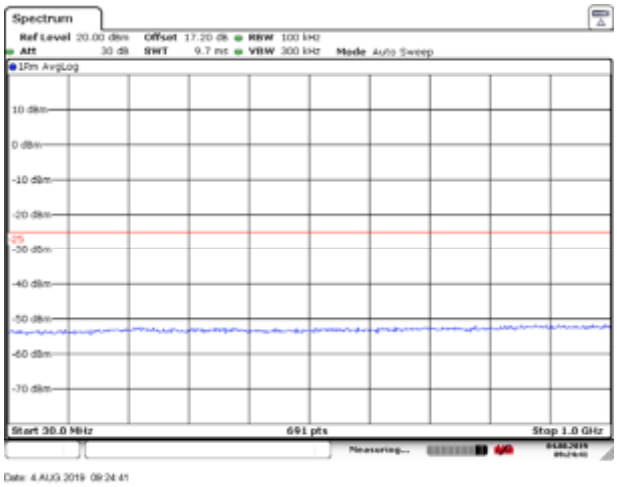

CA-41C 20MHz+5MHz CH-Middle QPSK
30MHz~1GHz

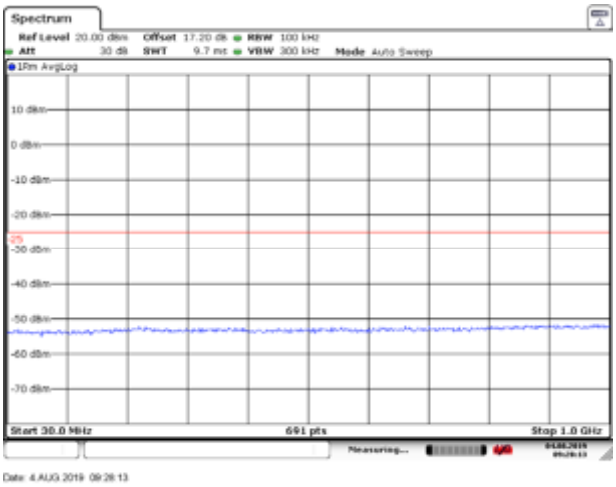

CA-41C 20MHz+5MHz CH-Low QPSK
1GHz~3GHz

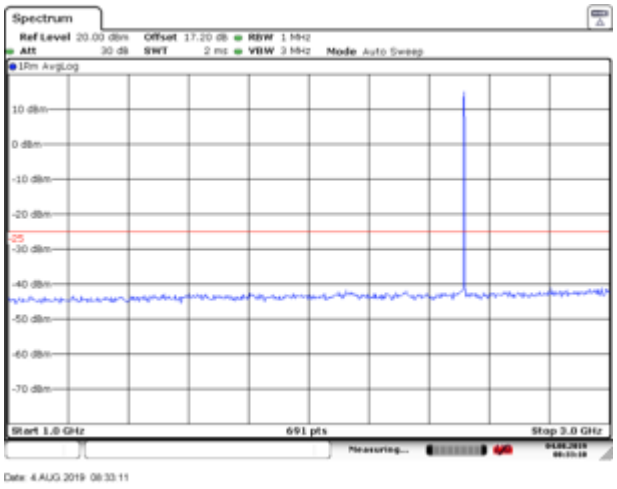

CA-41C 20MHz+5MHz CH-Middle QPSK
1GHz~3GHz

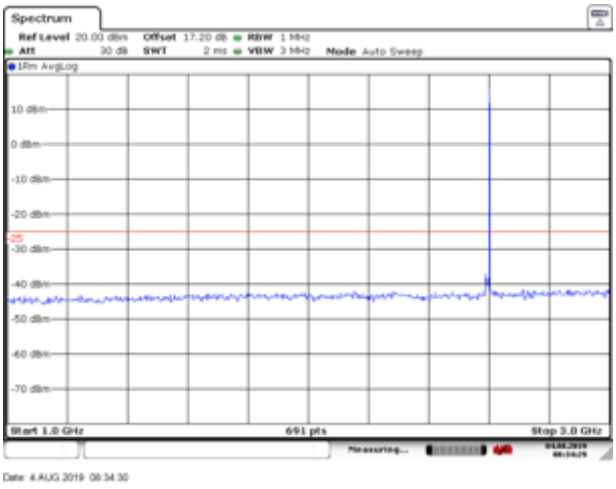

CA-41C 20MHz+5MHz CH-Low QPSK
3GHz~27GHz

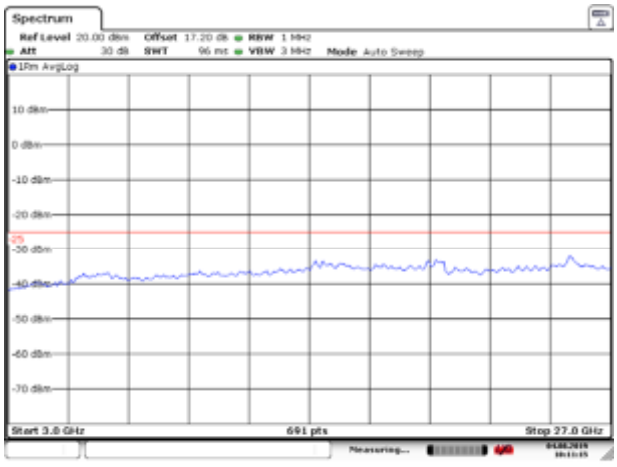

CA-41C 20MHz+5MHz CH-Middle QPSK
3GHz~27GHz

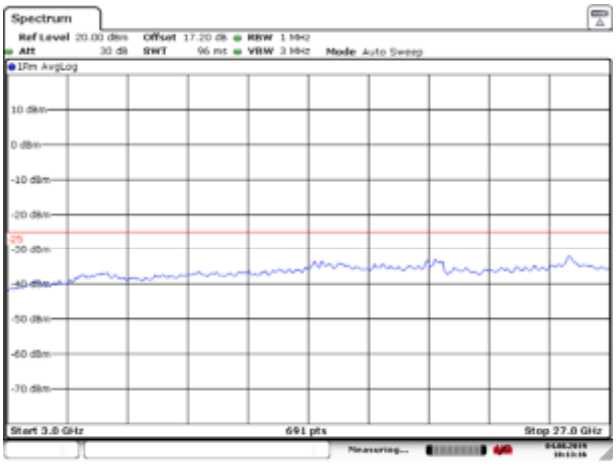

This report shall not be reproduced except in full, without the written approval of TA Technology (Shanghai) Co., Ltd.

CA-41C 20MHz+5MHz CH-High QPSK
30MHz~1GHz

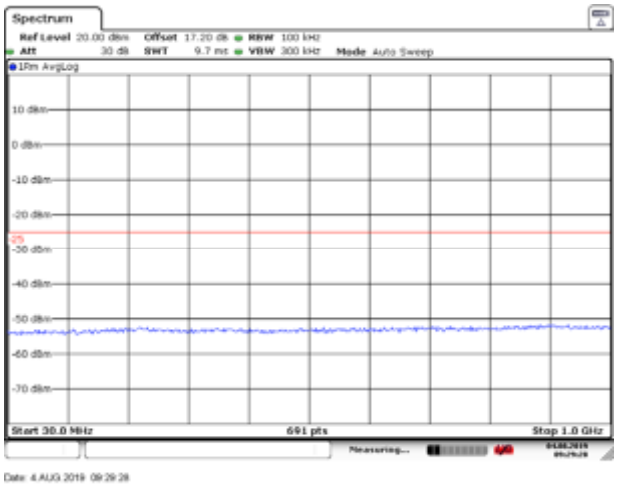

CA-41C 20MHz+5MHz CH-Low 16QAM
30MHz~1GHz

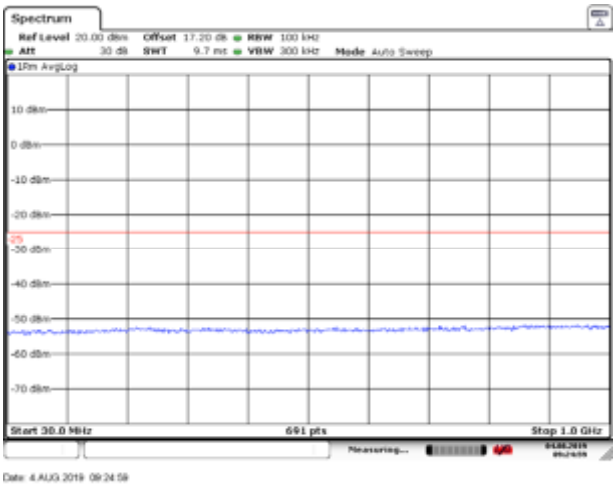

CA-41C 20MHz+5MHzCH-High QPSK
1GHz~3GHz

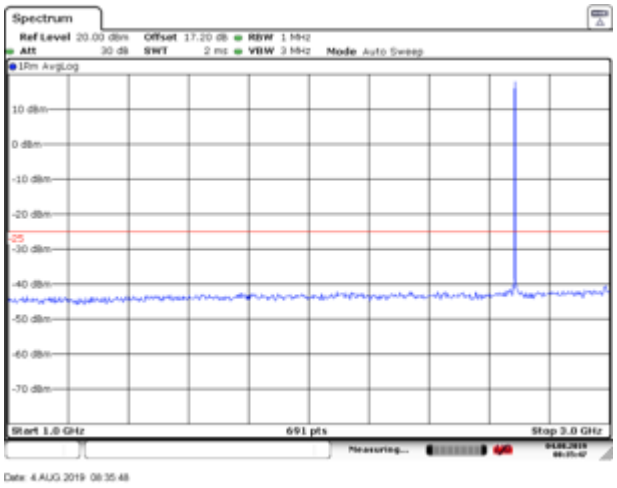

CA-41C 20MHz+5MHz CH-Low 16QAM
1GHz~3GHz

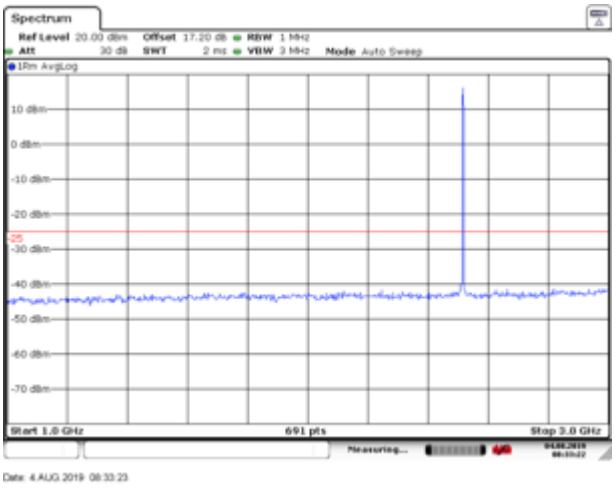

CA-41C 20MHz+5MHz CH-High QPSK
3GHz~27GHz

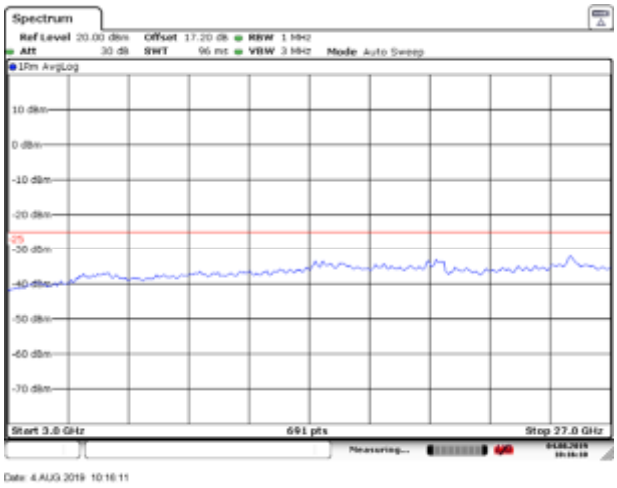

CA-41C 20MHz+5MHz CH-Low 16QAM
3GHz~27GHz

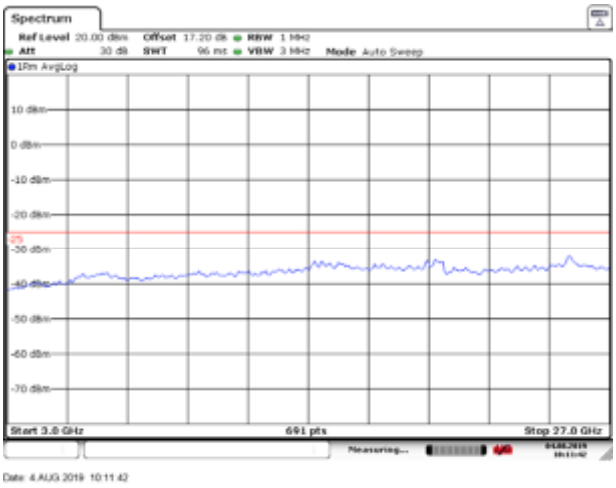

CA-41C 20MHz+5MHz CH-Middle 16QAM	CA-41C 20MHz+5MHz CH- High 16QAM

This report shall not be reproduced except in full, without the written approval of TA Technology (Shanghai) Co., Ltd.

30MHz~1GHz

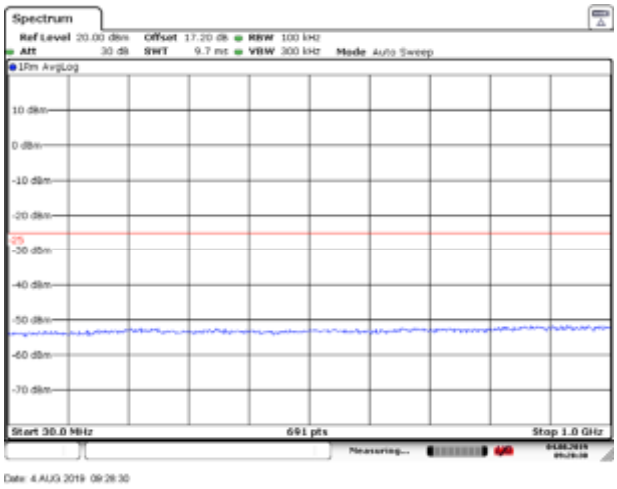

30MHz~1GHz

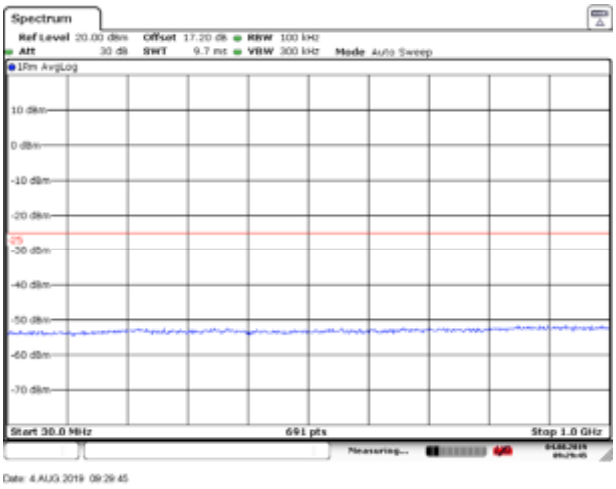

CA-41C 20MHz+5MHz CH-Middle 16QAM
1GHz~3GHz

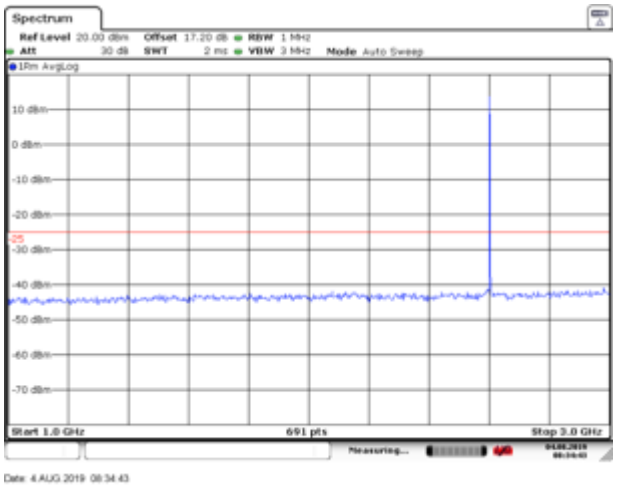

CA-41C 20MHz+5MHz CH- High 16QAM
1GHz~3GHz

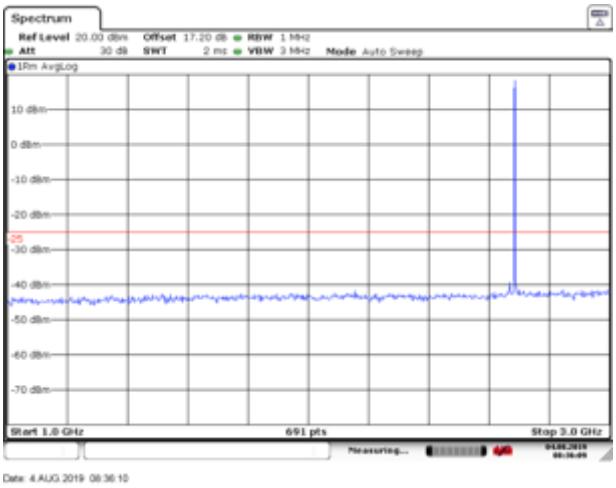

CA-41C 20MHz+5MHz CH-Middle 16QAM
3GHz~27GHz

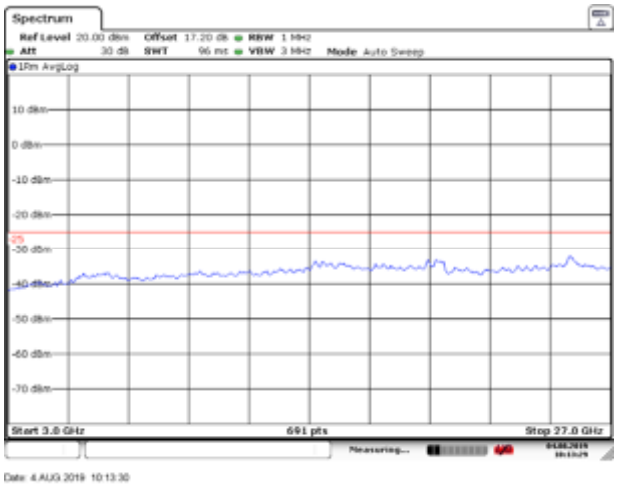

CA-41C 20MHz+5MHz CH-High 16QAM
3GHz~27GHz

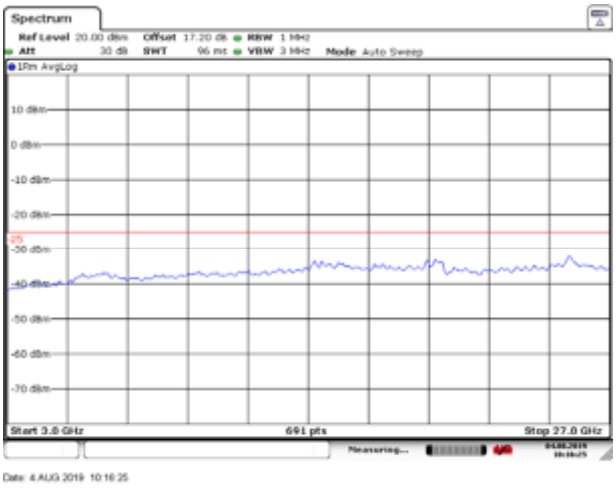

This report shall not be reproduced except in full, without the written approval of TA Technology (Shanghai) Co., Ltd.

CA-41C 20MHz+5MHz CH-Low 64QAM
30MHz~1GHz

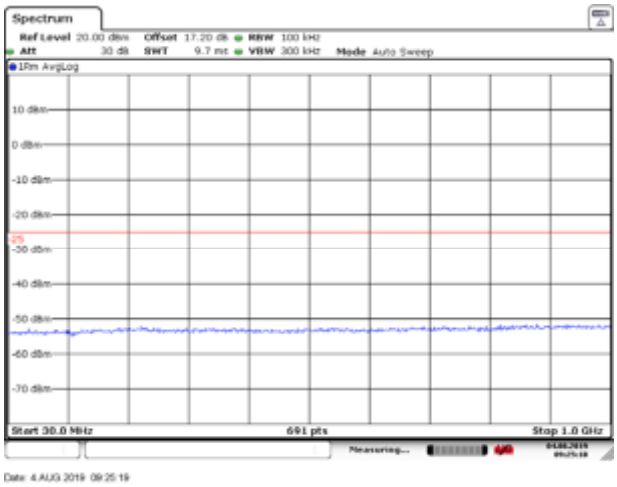

CA-41C 20MHz+5MHz CH-Middle 64QAM
30MHz~1GHz

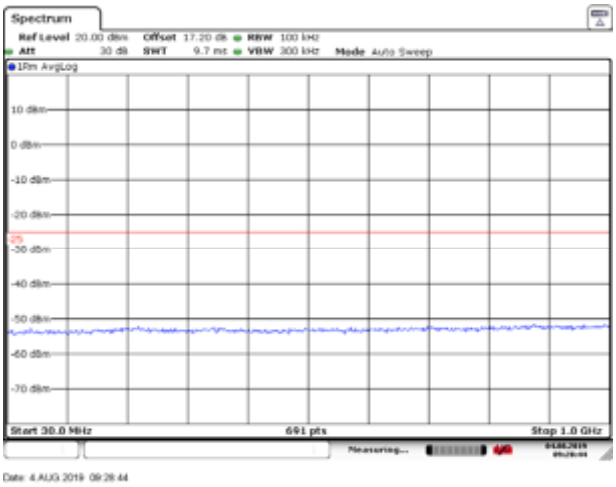

CA-41C 20MHz+5MHz CH-Low 64QAM
1GHz~3GHz

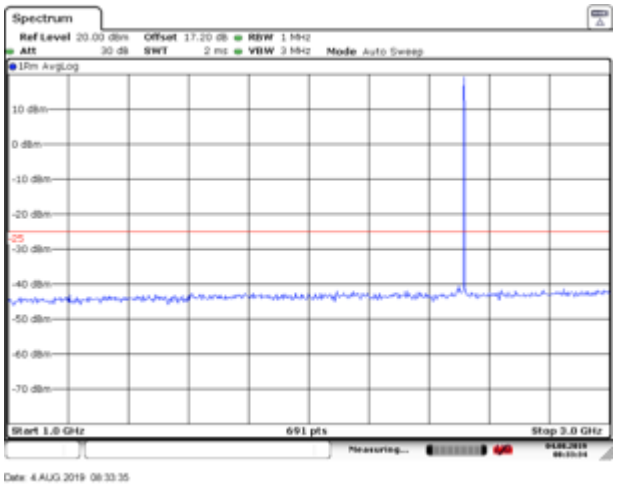

CA-41C 20MHz+5MHz CH-Middle 64QAM
1GHz~3GHz

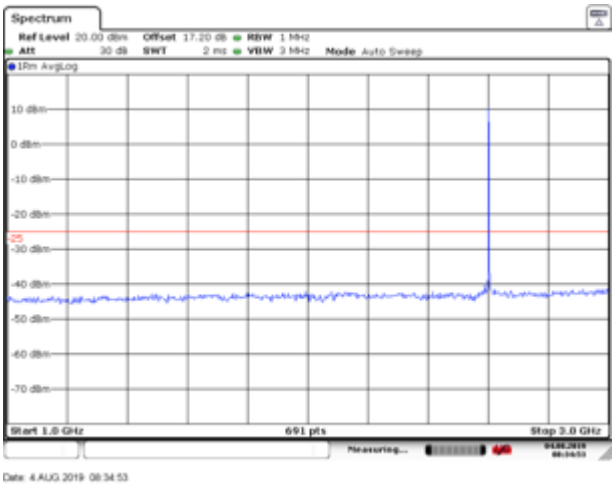

CA-41C 20MHz+5MHz CH-Low 64QAM
3GHz~27GHz

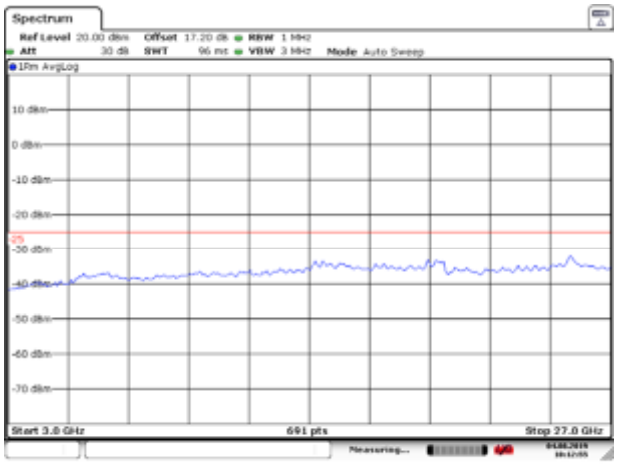

CA-41C 20MHz+5MHz CH-Middle 64QAM
3GHz~27GHz

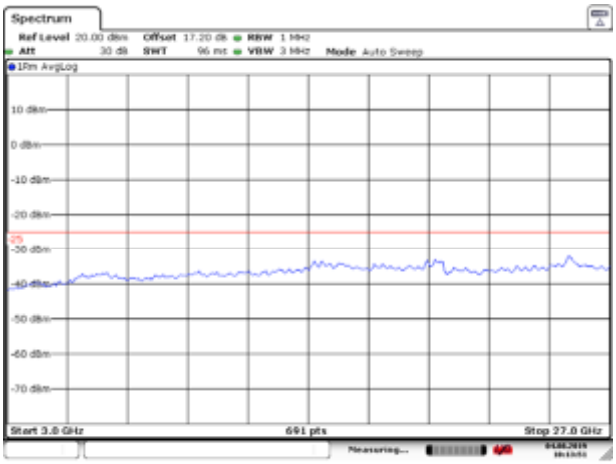

This report shall not be reproduced except in full, without the written approval of TA Technology (Shanghai) Co., Ltd.

CA-41C 20MHz+5MHz CH-High 64QAM
30MHz~1GHz

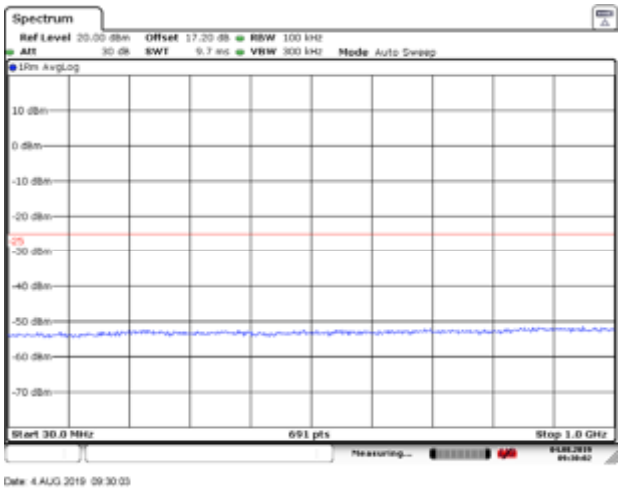

CA-41C 20MHz+5MHz CH-High 64QAM
1GHz~3GHz

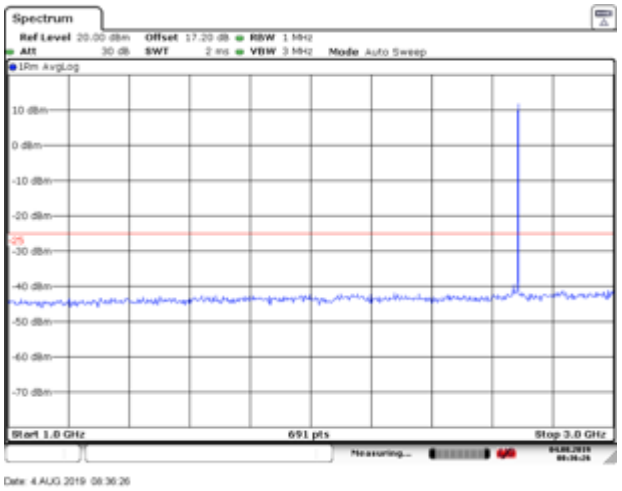

CA-41C 20MHz+5MHz CH-High 64QAM
3GHz~27GHz

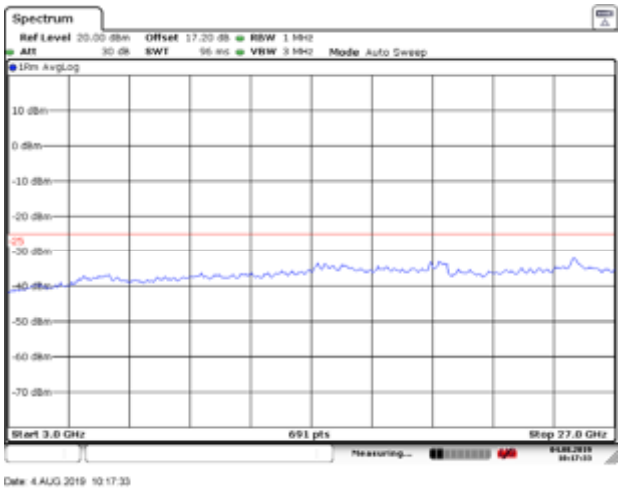

This report shall not be reproduced except in full, without the written approval of TA Technology (Shanghai) Co., Ltd.

CA-41C 20MHz+20MHz CH-Low QPSK
30MHz~1GHz

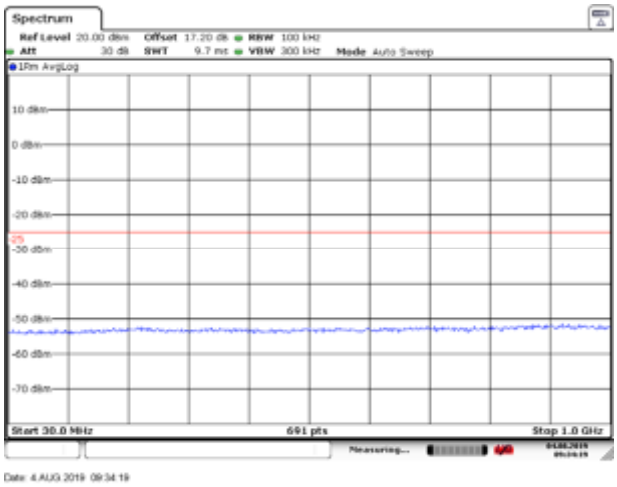

CA-41C 20MHz+20MHz CH-Middle QPSK
30MHz~1GHz

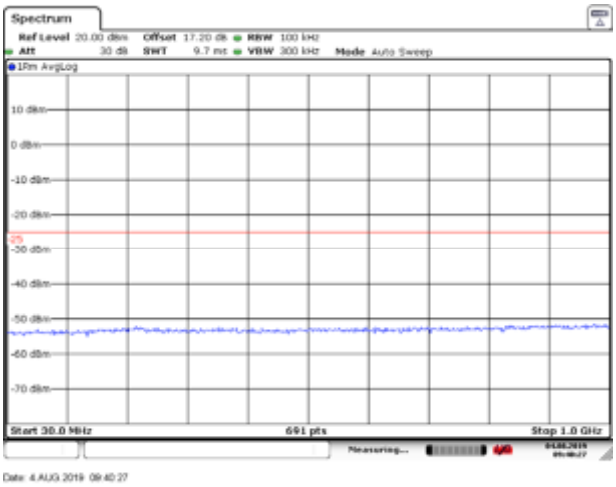

CA-41C 20MHz+20MHz CH-Low QPSK
1GHz~3GHz

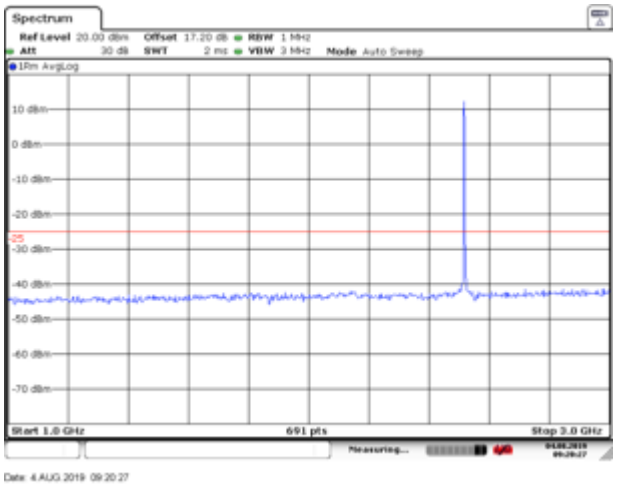

CA-41C 20MHz+20MHz CH-Middle QPSK
1GHz~3GHz

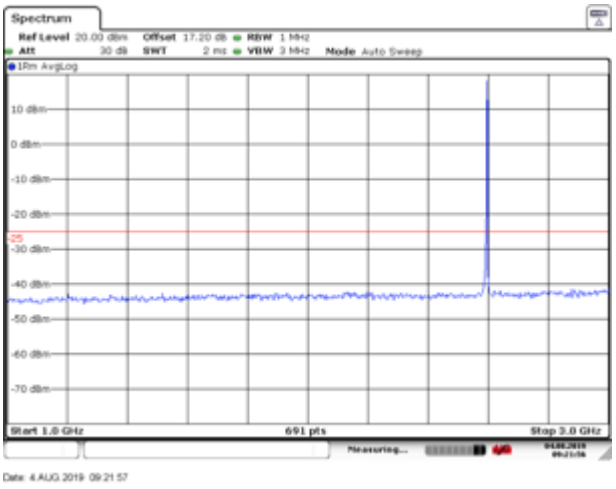

CA-41C 20MHz+20MHz CH-Low QPSK
3GHz~27GHz

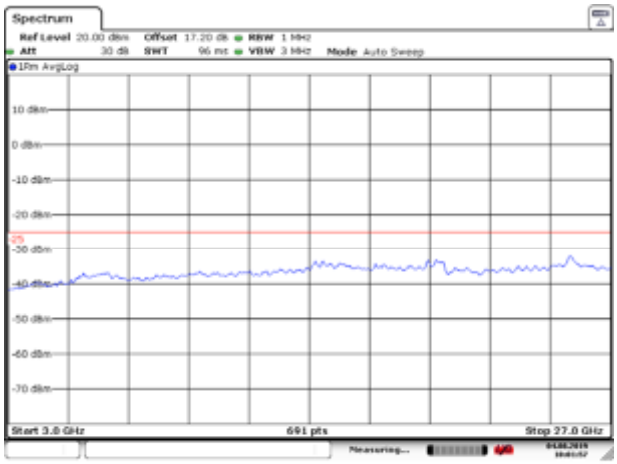

CA-41C 20MHz+20MHz CH-Middle QPSK
3GHz~27GHz

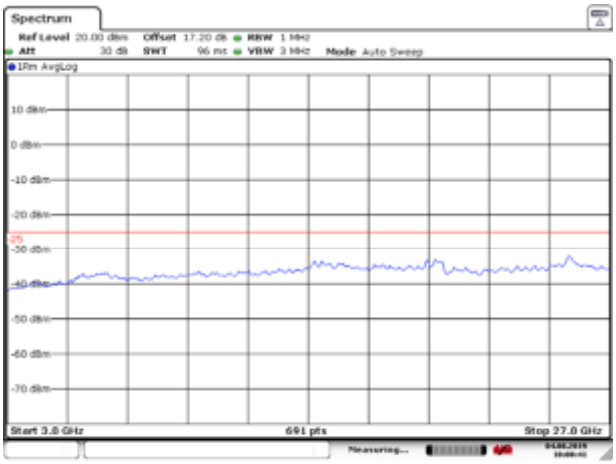

This report shall not be reproduced except in full, without the written approval of TA Technology (Shanghai) Co., Ltd.

CA-41C 20MHz+20MHz CH-High QPSK
30MHz~1GHz

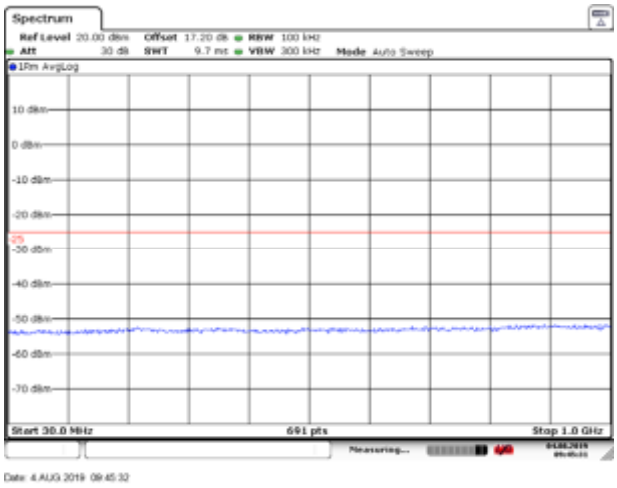

CA-41C 20MHz+20MHz CH-Low 16QAM
30MHz~1GHz

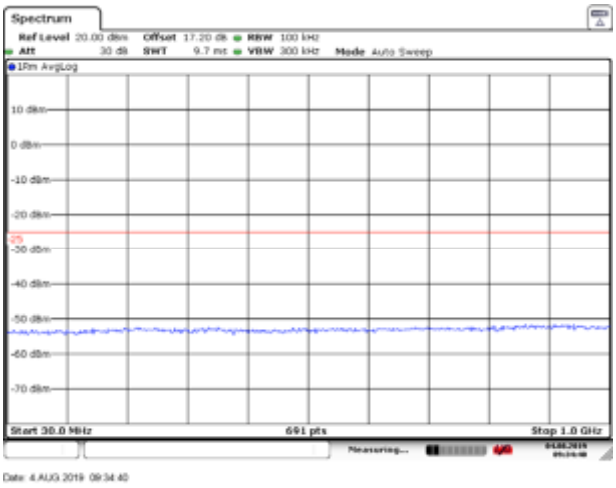

CA-41C 20MHz+20MHzCH-High QPSK
1GHz~3GHz

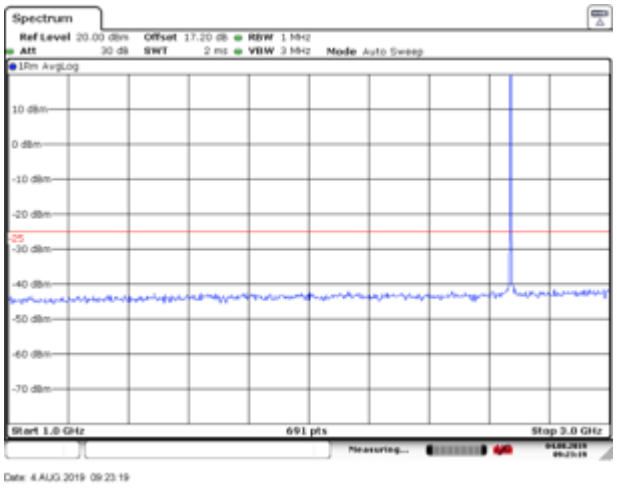

CA-41C 20MHz+20MHz CH-Low 16QAM
1GHz~3GHz

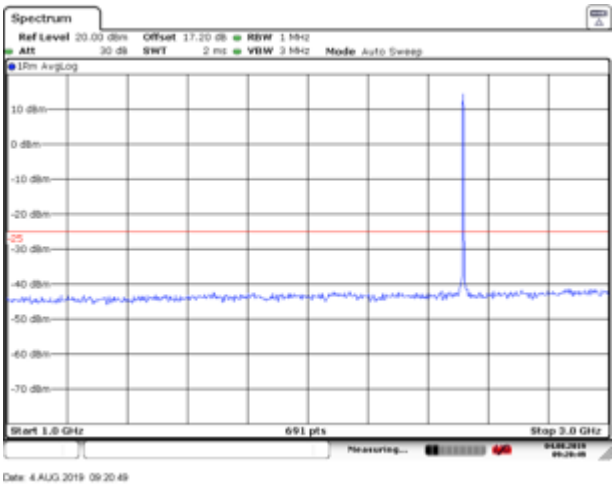

CA-41C 20MHz+20MHz CH-High QPSK
3GHz~27GHz

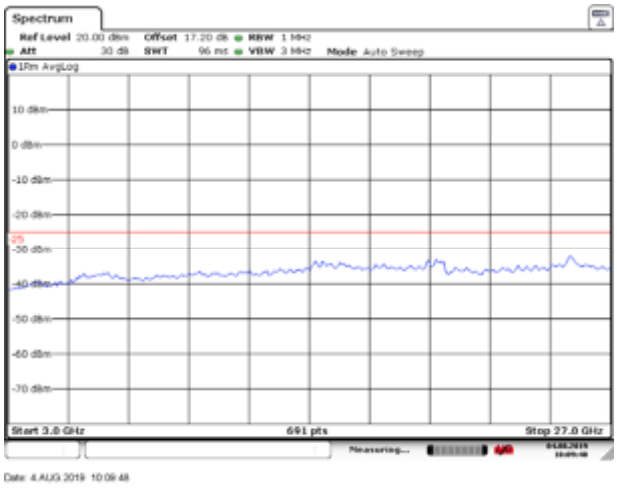

CA-41C 20MHz+20MHz CH-Low 16QAM
3GHz~27GHz

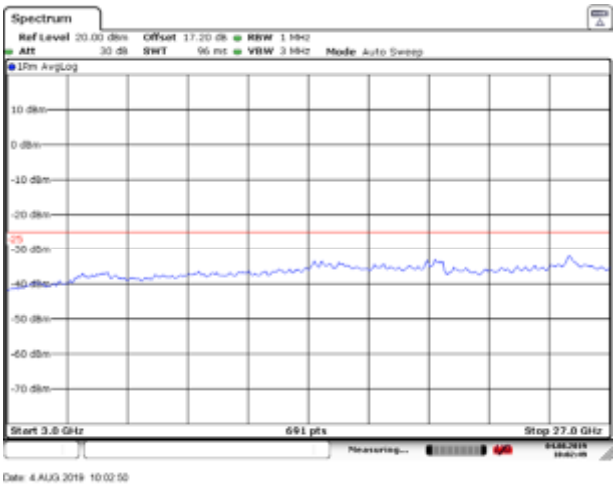

CA-41C 20MHz+20MHz CH-Middle 16QAM	CA-41C 20MHz+20MHz CH- High 16QAM

This report shall not be reproduced except in full, without the written approval of TA Technology (Shanghai) Co., Ltd.

30MHz~1GHz

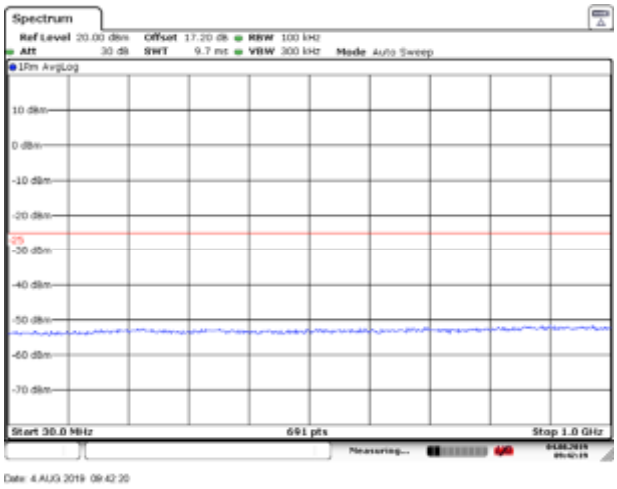

30MHz~1GHz

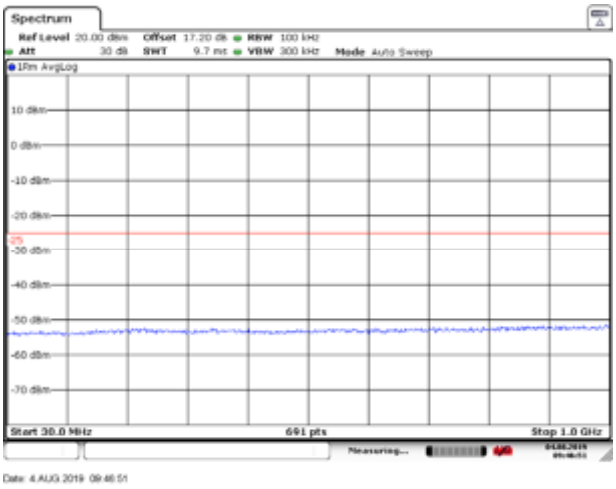

CA-41C 20MHz+20MHz CH-Middle 16QAM 1GHz~3GHz

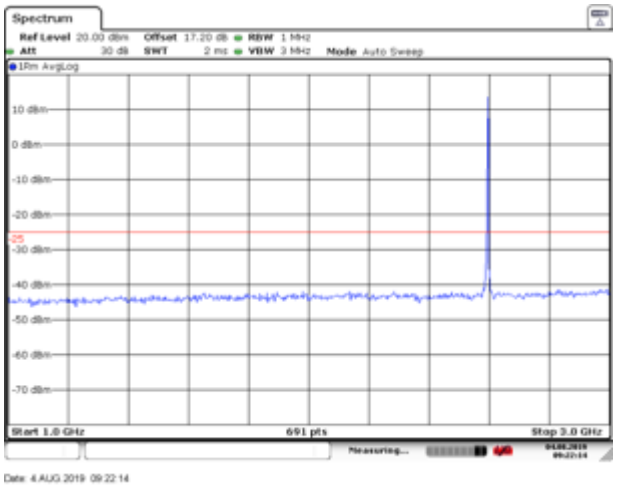

CA-41C 20MHz+20MHz CH- High 16QAM 1GHz~3GHz

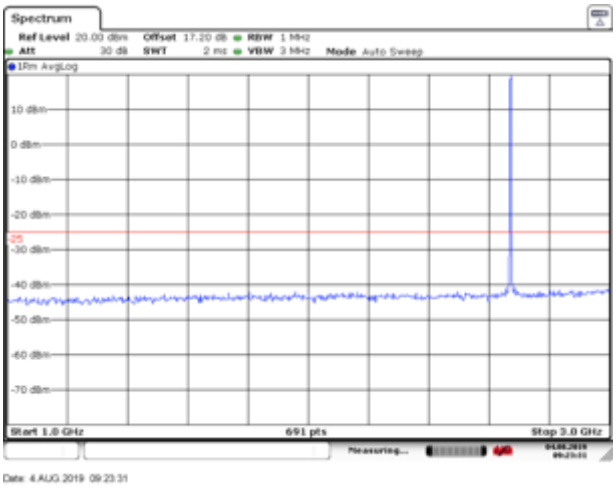

CA-41C 20MHz+20MHz CH-Middle 16QAM 3GHz~27GHz

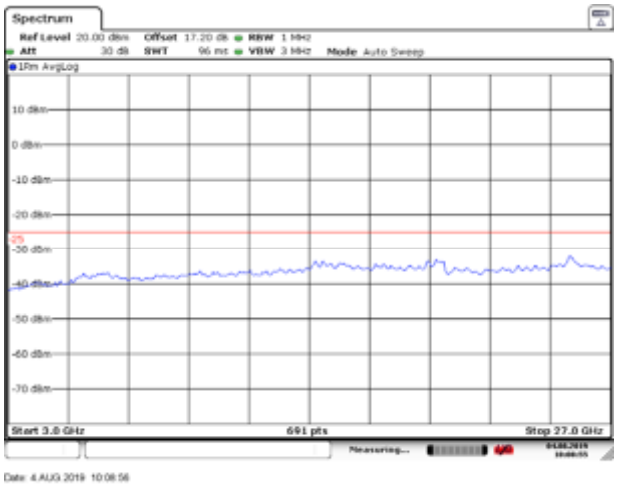

CA-41C 20MHz+20MHz CH- High 16QAM 3GHz~27GHz

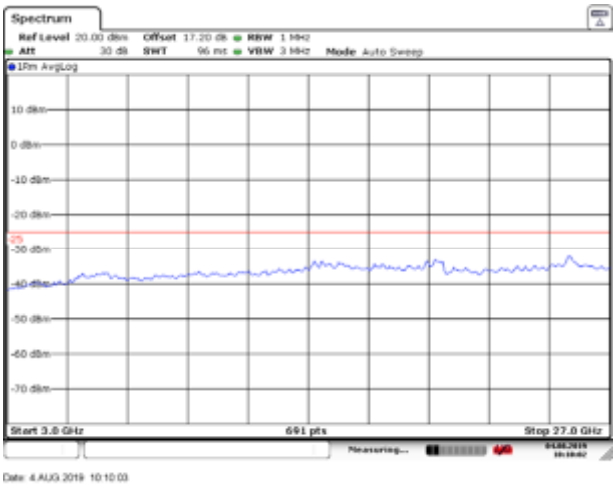

This report shall not be reproduced except in full, without the written approval of TA Technology (Shanghai) Co., Ltd.

CA-41C 20MHz+20MHz CH-Low 64QAM
30MHz~1GHz

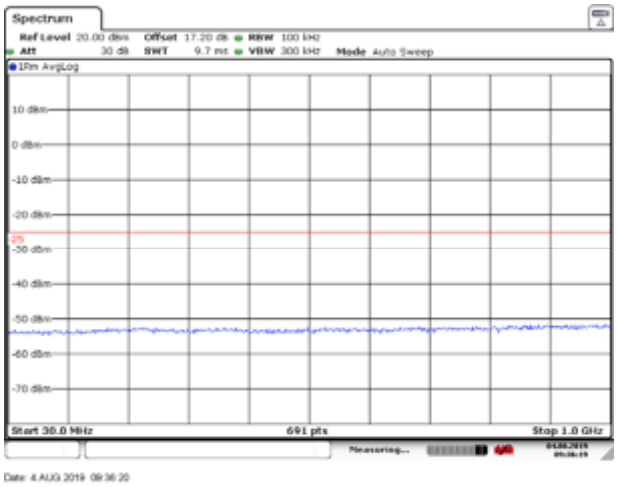

CA-41C 20MHz+20MHz CH-Middle 64QAM
30MHz~1GHz

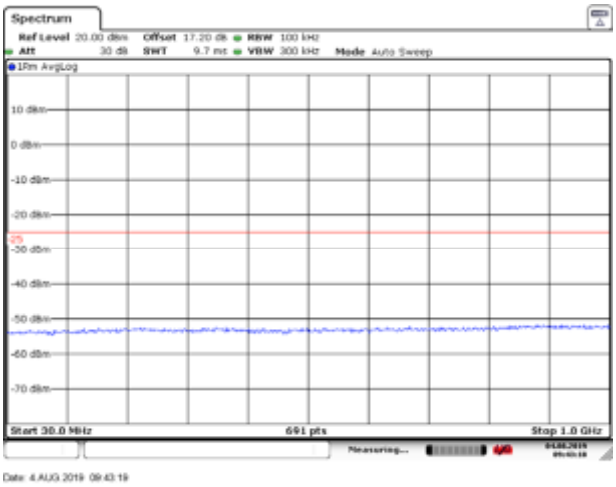

CA-41C 20MHz+20MHz CH-Low 64QAM
1GHz~3GHz

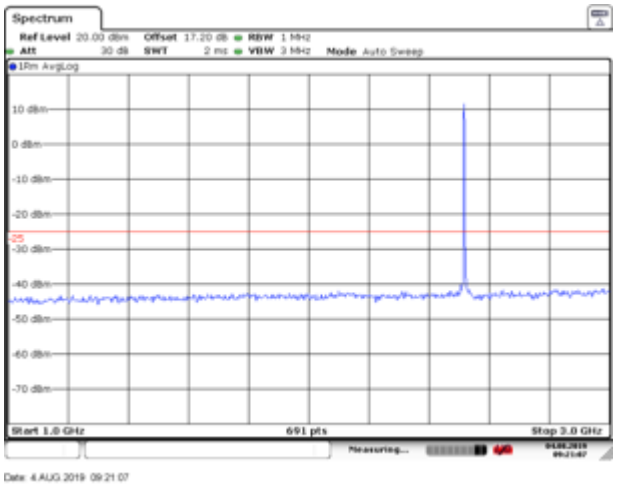

CA-41C 20MHz+20MHz CH-Middle 64QAM
1GHz~3GHz

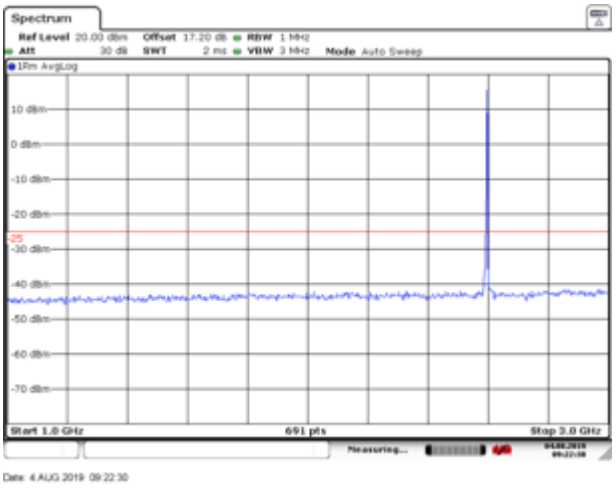

CA-41C 20MHz+20MHz CH-Low 64QAM
3GHz~27GHz

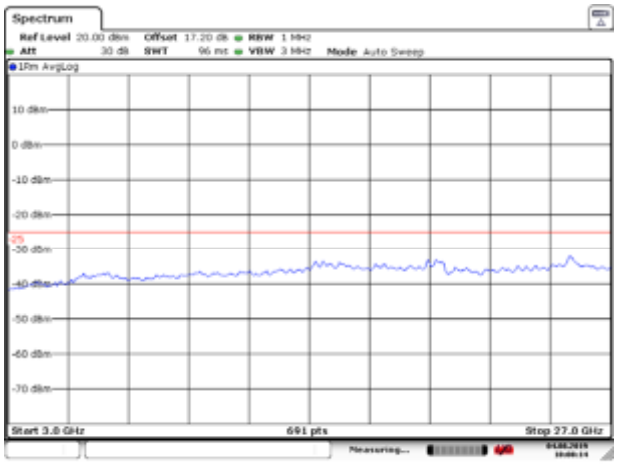

CA-41C 20MHz+20MHz CH-Middle 64QAM
3GHz~27GHz

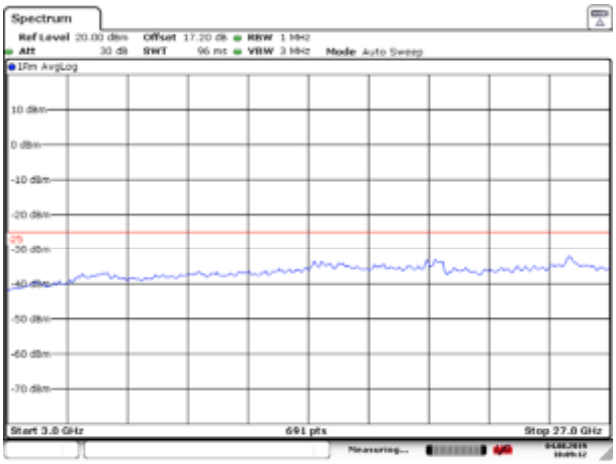

This report shall not be reproduced except in full, without the written approval of TA Technology (Shanghai) Co., Ltd.

CA-41C 20MHz+20MHz CH-High 64QAM
30MHz~1GHz

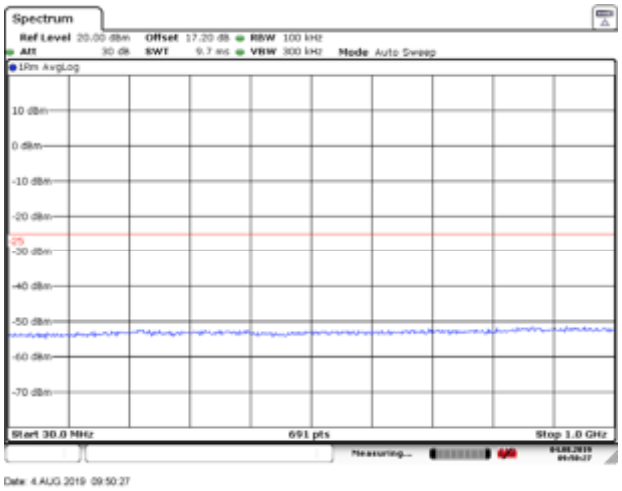

CA-41C 20MHz+20MHz CH-High 64QAM
1GHz~3GHz

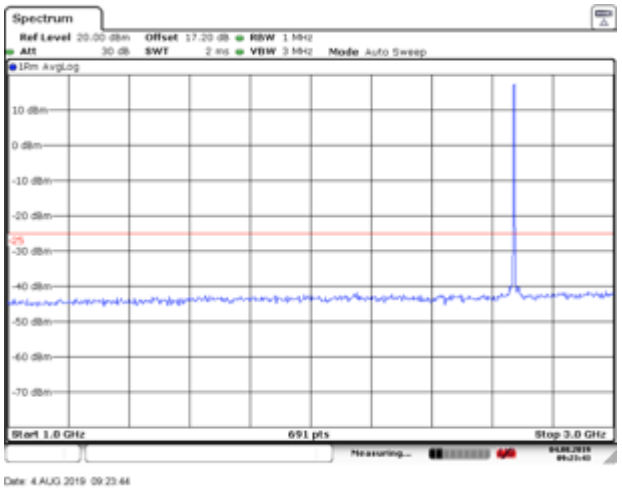

CA-41C 20MHz+20MHz CH-High 64QAM
3GHz~27GHz

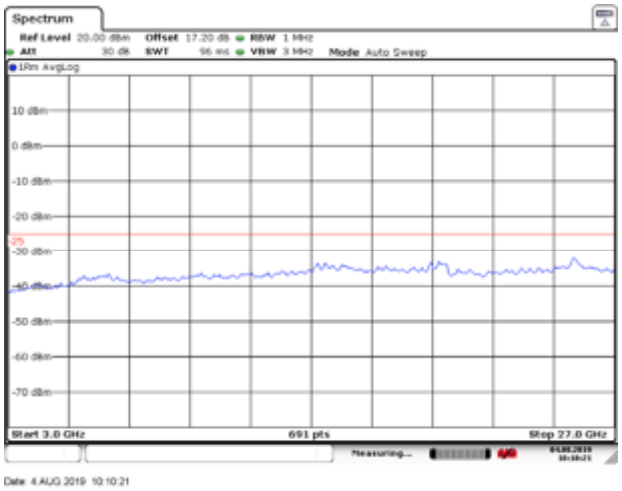

This report shall not be reproduced except in full, without the written approval of TA Technology (Shanghai) Co., Ltd.

5.8 Radiates Spurious Emission

Ambient condition

Temperature	Relative humidity	Pressure
23°C ~25°C	45%~50%	101.5kPa

Method of Measurement

1. The testing follows FCC KDB 971168 D01 v03r01 Section 5.8 and ANSI C63.26 (2015).
2. Below 1GHz: The EUT is placed on a turntable 0.8 meters above the ground in the chamber, 3 meter away from the antenna. The maximal emission value is acquired by adjusting the antenna height, polarisation and turntable azimuth. Normally, the height range of antenna is 1 m to 4 m, the azimuth range of turntable is 0° to 360°, and the receive antenna has two polarizations Vertical (V) and Horizontal (H). Above 1GHz: (Note: the FCC's permission to use 1.5m as an alternative per TCBC Conf call of Dec. 2, 2014.) The EUT is placed on a turntable 1.5 meters above the ground in the chamber, 3 meter away from the antenna. The maximal emission value is acquired by adjusting the antenna height, polarisation and turntable azimuth. Normally, the height range of antenna is 1 m to 4 m, the azimuth range of turntable is 0° to 360°, and the receive antenna has two polarizations Vertical (V) and Horizontal (H).
3. A loop antenna, A log-periodic antenna or horn antenna shall be substituted in place of the EUT. The log-periodic antenna will be driven by a signal generator and the level will be adjusted till the same power value on the spectrum analyzer or receiver. The level of the spurious emissions can be calculated through the level of the signal generator, cable loss, the gain of the substitution antenna and the reading of the spectrum analyzer or receiver.
4. The EUT is then put into continuously transmitting mode at its maximum power level during the test. Set Test Receiver or Spectrum RBW=200Hz,VBW=600Hz for 9kHz150kHz , RBW=10kHz, VBW=30kHz 150kHz-30MHz ,RBW=100kHz,VBW=300kHz for 30MHz to 1GHz and RBW=1MHz, VBW=3MHz for above 1GHz And the maximum value of the receiver should be recorded as (Pr).
5. The EUT shall be replaced by a substitution antenna. In the chamber, an substitution antenna for the frequency band of interest is placed at the reference point of the chamber. An RF Signal source for the frequency band of interest is connected to the substitution antenna with a cable that has been constructed to not interfere with the radiation pattern of the antenna. A power (PMea) is applied to the input of the substitution antenna, and adjust the level of the signal generator output until the value of the receiver reach the previously recorded (Pr). The power of signal source (PMea) is recorded. The test should be performed by rotating the test item and adjusting the receiving antenna polarization.
6. A amplifier should be connected to the Signal Source output port. And the cable should be connect between the Amplifier and the Substitution Antenna. The cable loss (Pcl) ,the Substitution Antenna Gain (Ga) and the Amplifier Gain (PAg) should be recorded after test.
7. The measurement results are obtained as described below:
Power(EIRP)=PMea- PAg - Pcl + Ga
The measurement results are amend as described below:
Power(EIRP)=PMea- Pcl + Ga
8. This value is EIRP since the measurement is calibrated using an antenna of known gain (2.15 dBi) and known input power. ERP can be calculated from EIRP by subtracting the gain of the dipole, ERP

This report shall not be reproduced except in full, without the written approval of TA Technology (Shanghai) Co., Ltd.

= EIRP-2.15dBi.

The modulation mode and RB allocation refer to section 5.1, using the maximum output power configuration.

Test setup

9KHz ~ 30MHz

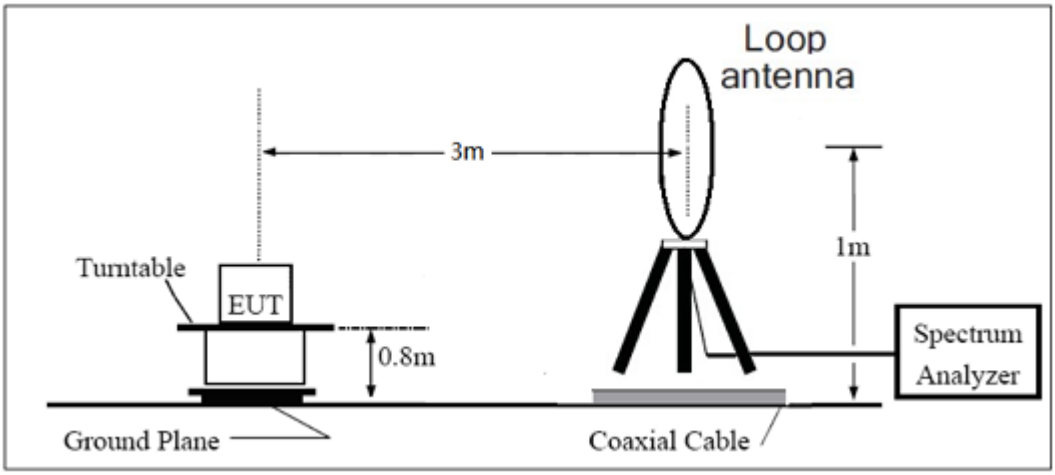

30MHz ~ 1GHz

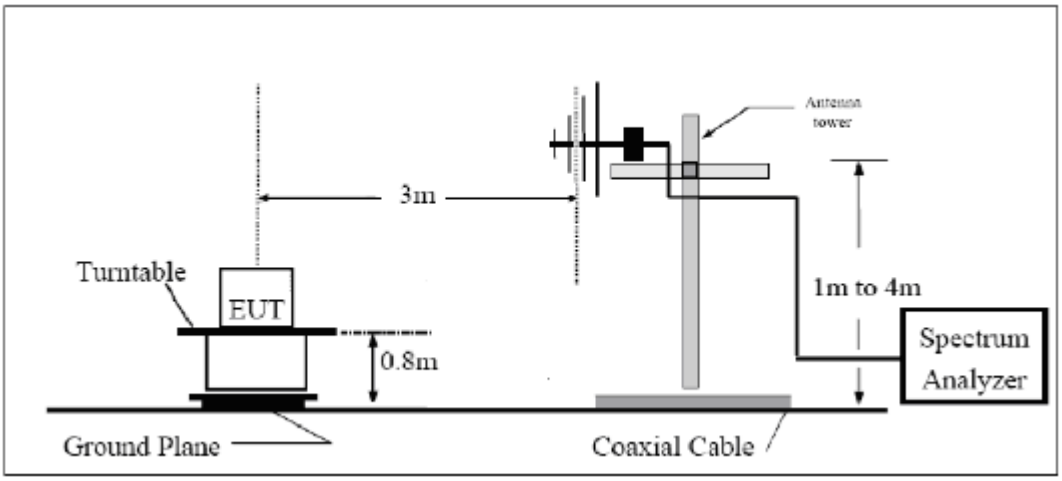

Above 1GHz

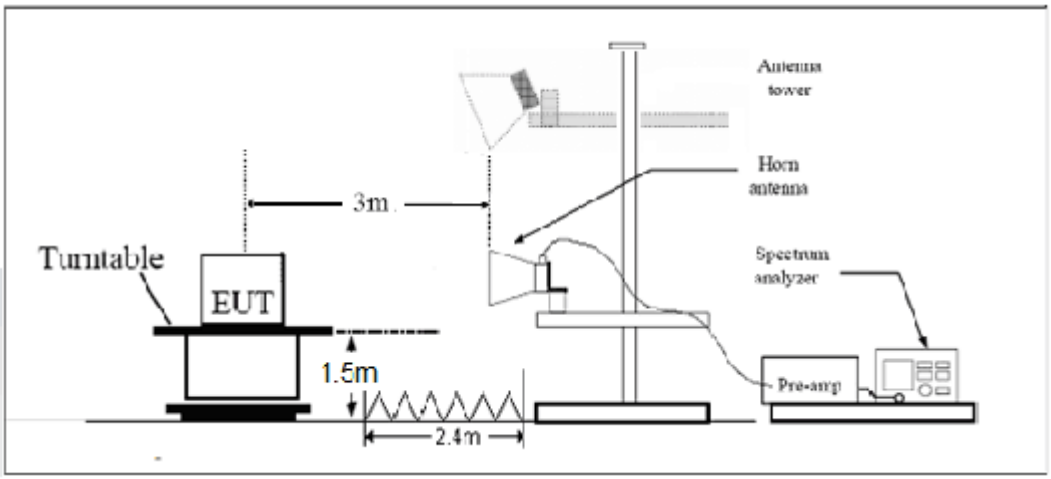

Note: Area side:2.4mX3.6m

This report shall not be reproduced except in full, without the written approval of TA Technology (Shanghai) Co., Ltd.

Limits

LTE -4 Rule Part 27.53(h) specifies that “for operations in the 1695-1710 MHz, 1710-1755 MHz, 1755-1780 MHz, 1915-1920 MHz, 1995-2000 MHz, 2000-2020 MHz, 2110-2155 MHz, 2155-2180 MHz, and 2180-2200 bands, the power of any emission outside a licensee's frequency block shall be attenuated below the transmitter power (P) in watts by at least 43 + 10 log10 (P) dB.”

LTE -12 Rule Part 27.53 (g) For operations in the 600 MHz band and the 698-746 MHz band, the power of any emission outside a licensee's frequency band(s) of operation shall be attenuated below the transmitter power (P) within the licensed band(s) of operation, measured in watts, by at least 43 + 10 log (P) dB. Compliance with this provision is based on the use of measurement instrumentation employing a resolution bandwidth of 100 kilohertz or greater. However, in the 100 kilohertz bands immediately outside and adjacent to a licensee's frequency block, a resolution bandwidth of at least 30 kHz may be employed.

LTE -7/38/41 Rule Part 27.53(m) 55 + 10 log (P) dB on all frequencies more than X megahertz from the channel edge, where X is the greater of 6 megahertz or the actual emission bandwidth as defined in paragraph (m)(4) of this section.

Part 27.53 (h)/(g) Limit	-13 dBm
Part 27.53(m) Limit	-25 dBm

Measurement Uncertainty

The assessed measurement uncertainty to ensure 95％ confidence level for the normal distribution is with the coverage factor k = ±1.96, U= ±3.55 dB.

This report shall not be reproduced except in full, without the written approval of TA Technology (Shanghai) Co., Ltd.

Test Result

Sweep the whole frequency band through the range from 9kHz to the 10th harmonic of the carrier, the emissions below the noise floor will not be recorded in the report.

Main Antenna

WCDMA Band IV CH-Middle

Harmonic	Frequency (MHz)	SG (dBm)	Cable Loss (dB)	Gain (dBi)	Antenna Polarization	EIRP Level (dBm)	Limit (dBm)	Margin (dB)	Azimuth (deg)
2	3465.2	-54.35	2.6	10.75	Horizontal	-46.20	-13.00	33.20	45
3	5197.8	-64.26	2.4	11.05	Horizontal	-55.61	-13.00	42.61	135
4	6930.4	-59.63	4.5	11.15	Horizontal	-52.98	-13.00	39.98	270
5	8663.0	-57.51	5.1	11.35	Horizontal	-51.26	-13.00	38.26	315
6	10395.6	-54.74	5.3	11.95	Horizontal	-48.09	-13.00	35.09	225
7	12128.2	-55.35	5.5	13.55	Horizontal	-47.30	-13.00	34.30	180
8	13860.8	-52.62	6.3	13.75	Horizontal	-45.17	-13.00	32.17	270
9	15593.4	-53.55	6.7	13.85	Horizontal	-46.40	-13.00	33.40	45
10	17326.0	-50.49	6.8	14.25	Horizontal	-43.04	-13.00	30.04	315

Note: 1.The other Spurious RF Radiated emissions level is no more than noise floor.
2. The worst emission was found in the antenna is Horizontal position.

LTE Band 4 QPSK 1.4MHz CH-Middle, RB 1

Harmonic	Frequency (MHz)	SG (dBm)	Cable Loss (dB)	Gain (dBi)	Antenna Polarization	EIRP Level (dBm)	Limit (dBm)	Margin (dB)	Azimuth (deg)
2	3464.3	-54.85	2.6	10.75	Horizontal	-46.70	-13.00	33.70	45
3	5197.5	-56.88	2.4	11.05	Horizontal	-48.23	-13.00	35.23	270
4	6930.0	-59.33	4.5	11.15	Horizontal	-52.68	-13.00	39.68	315
5	8662.5	-57.79	5.1	11.35	Horizontal	-51.54	-13.00	38.54	45
6	10395.0	-54.83	5.3	11.95	Horizontal	-48.18	-13.00	35.18	0
7	12127.5	-55.32	5.5	13.55	Horizontal	-47.27	-13.00	34.27	90
8	13860.0	-51.88	6.3	13.75	Horizontal	-44.43	-13.00	31.43	135
9	15592.5	-53.46	6.7	13.85	Horizontal	-46.31	-13.00	33.31	45
10	17325.0	-51.31	6.8	14.25	Horizontal	-43.86	-13.00	30.86	315

Note: 1.The other Spurious RF Radiated emissions level is no more than noise floor.
2. The worst emission was found in the antenna is Horizontal position.

This report shall not be reproduced except in full, without the written approval of TA Technology (Shanghai) Co., Ltd.

LTE Band 4 QPSK 5MHz CH-Middle, RB 1

Harmonic	Frequency (MHz)	SG (dBm)	Cable Loss (dB)	Gain (dBi)	Antenna Polarization	EIRP Level (dBm)	Limit (dBm)	Margin (dB)	Azimuth (deg)
2	3460.5	-55.24	2.6	10.75	Horizontal	-47.09	-13.00	34.09	45
3	5191.5	-61.62	2.4	11.05	Horizontal	-52.97	-13.00	39.97	90
4	6930.0	-59.28	4.5	11.15	Horizontal	-52.63	-13.00	39.63	45
5	8662.5	-57.15	5.1	11.35	Horizontal	-50.90	-13.00	37.90	315
6	10395.0	-55.00	5.3	11.95	Horizontal	-48.35	-13.00	35.35	225
7	12127.5	-54.79	5.5	13.55	Horizontal	-46.74	-13.00	33.74	270
8	13860.0	-52.28	6.3	13.75	Horizontal	-44.83	-13.00	31.83	180
9	15592.5	-55.07	6.7	13.85	Horizontal	-47.92	-13.00	34.92	45
10	17325.0	-51.72	6.8	14.25	Horizontal	-44.27	-13.00	31.27	315
Note: 1.The other Spurious RF Radiated emissions level is no more than noise floor. 2. The worst emission was found in the antenna is Horizontal position.									

LTE Band 4 QPSK 20MHz CH-Middle, RB 1

Harmonic	Frequency (MHz)	SG (dBm)	Cable Loss (dB)	Gain (dBi)	Antenna Polarization	EIRP Level (dBm)	Limit (dBm)	Margin (dB)	Azimuth (deg)
2	3465.0	-56.28	2.6	10.75	Horizontal	-48.13	-13.00	35.13	225
3	5170.9	-64.81	2.4	11.05	Horizontal	-56.16	-13.00	43.16	0
4	6930.0	-60.07	4.5	11.15	Horizontal	-53.42	-13.00	40.42	90
5	8662.5	-57.98	5.1	11.35	Horizontal	-51.73	-13.00	38.73	315
6	10395.0	-54.48	5.3	11.95	Horizontal	-47.83	-13.00	34.83	45
7	12127.5	-56.13	5.5	13.55	Horizontal	-48.08	-13.00	35.08	90
8	13860.0	-52.54	6.3	13.75	Horizontal	-45.09	-13.00	32.09	225
9	15592.5	-53.64	6.7	13.85	Horizontal	-46.49	-13.00	33.49	270
10	17325.0	-51.89	6.8	14.25	Horizontal	-44.44	-13.00	31.44	45
Note: 1.The other Spurious RF Radiated emissions level is no more than noise floor. 2. The worst emission was found in the antenna is Horizontal position.									

This report shall not be reproduced except in full, without the written approval of TA Technology (Shanghai) Co., Ltd.

LTE Band 7 QPSK 5MHz CH-Middle, RB 1

Harmonic	Frequency (MHz)	SG (dBm)	Cable Loss (dB)	Gain (dBi)	Antenna Polarization	EIRP Level (dBm)	Limit (dBm)	Margin (dB)	Azimuth (deg)
2	5065.8	-62.88	2.00	9.15	Horizontal	-55.73	-25.00	30.73	135
3	7598.6	-60.86	2.50	11.35	Horizontal	-52.01	-25.00	27.01	45
4	10130.6	-55.62	4.20	12.05	Horizontal	-47.77	-25.00	22.77	0
5	12675.0	-54.28	5.20	12.85	Horizontal	-46.63	-25.00	21.63	225
6	15210.0	-54.14	5.50	14.23	Horizontal	-45.41	-25.00	20.41	315
7	17745.0	-52.14	5.70	14.15	Horizontal	-43.69	-25.00	18.69	45
8	20280.0	--	--	--	--	--	--	--	--
9	22815.0	--	--	--	--	--	--	--	--
10	25350.0	--	--	--	--	--	--	--	--

Note: 1.The other Spurious RF Radiated emissions level is no more than noise floor.
2. The worst emission was found in the antenna is Horizontal position.

LTE Band 7 QPSK 20MHz CH-Middle, RB 1

Harmonic	Frequency (MHz)	SG (dBm)	Cable Loss (dB)	Gain (dBi)	Antenna Polarization	EIRP Level (dBm)	Limit (dBm)	Margin (dB)	Azimuth (deg)
2	5052.4	-63.28	2.00	10.15	Horizontal	-55.13	-25.00	30.13	90
3	7605.0	-60.16	2.50	11.35	Horizontal	-51.31	-25.00	26.31	45
4	10140.0	-55.51	4.20	12.05	Horizontal	-47.66	-25.00	22.66	135
5	12675.0	-56.76	5.20	14.85	Horizontal	-47.11	-25.00	22.11	225
6	15210.0	-53.52	5.50	13.23	Horizontal	-45.79	-25.00	20.79	270
7	17745.0	-50.53	5.70	12.15	Horizontal	-44.08	-25.00	19.08	45
8	20280.0	--	--	--	--	--	--	--	--
9	22815.0	--	--	--	--	--	--	--	--
10	25350.0	--	--	--	--	--	--	--	--

Note: 1.The other Spurious RF Radiated emissions level is no more than noise floor.
2. The worst emission was found in the antenna is Horizontal position.

This report shall not be reproduced except in full, without the written approval of TA Technology (Shanghai) Co., Ltd.

LTE Band 12 QPSK 1.4MHz CH-Middle, RB 1

Harmonic	Frequency (MHz)	SG (dBm)	Cable Loss (dB)	Gain (dBi)	Antenna Polarization	ERP Level (dBm)	Limit (dBm)	Margin (dB)	Azimuth (deg)
2	1415.0	-54.82	2.00	10.75	Horizontal	-48.22	-13.00	35.22	45
3	2122.5	-63.36	2.51	11.05	Horizontal	-56.97	-13.00	43.97	135
4	2830.0	-65.34	4.20	11.15	Horizontal	-60.54	-13.00	47.54	0
5	3537.5	-62.14	5.20	11.15	Horizontal	-58.34	-13.00	45.34	135
6	4245.0	-62.25	5.50	11.95	Horizontal	-57.95	-13.00	44.95	225
7	4952.5	-62.62	5.70	13.55	Horizontal	-56.92	-13.00	43.92	315
8	5660.0	-62.07	6.30	13.75	Horizontal	-56.77	-13.00	43.77	45
9	6367.5	-56.78	6.80	13.85	Horizontal	-51.88	-13.00	38.88	180
10	7075.0	-56.93	6.90	14.25	Horizontal	-51.73	-13.00	38.73	0

Note: 1.The other Spurious RF Radiated emissions level is no more than noise floor.
2. The worst emission was found in the antenna is Horizontal position.

LTE Band 12 QPSK 5MHz CH-Middle, RB 1

Harmonic	Frequency (MHz)	SG (dBm)	Cable Loss (dB)	Gain (dBi)	Antenna Polarization	ERP Level (dBm)	Limit (dBm)	Margin (dB)	Azimuth (deg)
2	1415.0	-54.21	2.00	10.75	Horizontal	-47.61	-13.00	34.61	45
3	2122.5	-62.56	2.51	11.05	Horizontal	-56.17	-13.00	43.17	45
4	2830.0	-64.84	4.20	11.15	Horizontal	-60.04	-13.00	47.04	135
5	3537.5	-62.04	5.20	11.15	Horizontal	-58.24	-13.00	45.24	135
6	4245.0	-61.45	5.50	11.95	Horizontal	-57.15	-13.00	44.15	45
7	4952.5	-62.11	5.70	13.55	Horizontal	-56.41	-13.00	43.41	90
8	5660.0	-61.70	6.30	13.75	Horizontal	-56.40	-13.00	43.40	45
9	6367.5	-59.85	6.80	13.85	Horizontal	-54.95	-13.00	41.95	135
10	7075.0	-55.31	6.90	14.25	Horizontal	-50.11	-13.00	37.11	45

Note: 1.The other Spurious RF Radiated emissions level is no more than noise floor.
2. The worst emission was found in the antenna is Horizontal position.

This report shall not be reproduced except in full, without the written approval of TA Technology (Shanghai) Co., Ltd.

LTE Band 12 QPSK 10MHz CH-Middle, RB 1

Harmonic	Frequency (MHz)	SG (dBm)	Cable Loss (dB)	Gain (dBi)	Antenna Polarization	ERP Level (dBm)	Limit (dBm)	Margin (dB)	Azimuth (deg)
2	1415.0	-54.15	2.00	10.75	Horizontal	-47.55	-13.00	34.55	45
3	2122.5	-63.55	2.51	11.05	Horizontal	-57.16	-13.00	44.16	315
4	2830.0	-66.05	4.20	11.15	Horizontal	-61.25	-13.00	48.25	270
5	3537.5	-59.28	5.20	11.15	Horizontal	-55.48	-13.00	42.48	135
6	4245.0	-61.48	5.50	11.95	Horizontal	-57.18	-13.00	44.18	45
7	4952.5	-62.30	5.70	13.55	Horizontal	-56.60	-13.00	43.60	315
8	5660.0	-61.30	6.30	13.75	Horizontal	-56.00	-13.00	43.00	90
9	6367.5	-59.55	6.80	13.85	Horizontal	-54.65	-13.00	41.65	270
10	7075.0	-55.79	6.90	14.25	Horizontal	-50.59	-13.00	37.59	45

Note: 1.The other Spurious RF Radiated emissions level is no more than noise floor.
2. The worst emission was found in the antenna is Horizontal position.

LTE Band 17 QPSK 5MHz CH-Middle, RB 1

Harmonic	Frequency (MHz)	SG (dBm)	Cable Loss (dB)	Gain (dBi)	Antenna Polarization	ERP Level (dBm)	Limit (dBm)	Margin (dB)	Azimuth (deg)
2	1420.0	-54.03	2.00	10.75	Horizontal	-47.43	-13.00	34.43	45
3	2130.0	-65.99	2.51	11.05	Horizontal	-59.60	-13.00	46.60	135
4	2840.0	-64.63	4.20	11.15	Horizontal	-59.83	-13.00	46.83	225
5	3550.0	-62.22	5.20	11.15	Horizontal	-58.42	-13.00	45.42	135
6	4260.0	-61.50	5.50	11.95	Horizontal	-57.20	-13.00	44.20	45
7	4970.0	-62.20	5.70	13.55	Horizontal	-56.50	-13.00	43.50	90
8	5680.0	-61.28	6.30	13.75	Horizontal	-55.98	-13.00	42.98	315
9	6390.0	-60.44	6.80	13.85	Horizontal	-55.54	-13.00	42.54	45
10	7100.0	-55.73	6.90	14.25	Horizontal	-50.53	-13.00	37.53	270

Note: 1.The other Spurious RF Radiated emissions level is no more than noise floor.
2. The worst emission was found in the antenna is Horizontal position.

This report shall not be reproduced except in full, without the written approval of TA Technology (Shanghai) Co., Ltd.

LTE Band 17 QPSK 10MHz CH-Middle, RB 1

Harmonic	Frequency (MHz)	SG (dBm)	Cable Loss (dB)	Gain (dBi)	Antenna Polarization	ERP Level (dBm)	Limit (dBm)	Margin (dB)	Azimuth (deg)
2	1420.0	-54.04	2.00	10.75	Horizontal	-47.44	-13.00	34.44	0
3	2130.0	-63.22	2.51	11.05	Horizontal	-56.83	-13.00	43.83	135
4	2840.0	-65.00	4.20	11.15	Horizontal	-60.20	-13.00	47.20	45
5	3550.0	-62.30	5.20	11.15	Horizontal	-58.50	-13.00	45.50	180
6	4260.0	-61.32	5.50	11.95	Horizontal	-57.02	-13.00	44.02	45
7	4970.0	-62.05	5.70	13.55	Horizontal	-56.35	-13.00	43.35	90
8	5680.0	-61.73	6.30	13.75	Horizontal	-56.43	-13.00	43.43	135
9	6390.0	-59.61	6.80	13.85	Horizontal	-54.71	-13.00	41.71	45
10	7100.0	-55.73	6.90	14.25	Horizontal	-50.53	-13.00	37.53	315

Note: 1.The other Spurious RF Radiated emissions level is no more than noise floor.
2. The worst emission was found in the antenna is Horizontal position.

LTE Band 38 QPSK 5MHz CH-Middle, RB 1

Harmonic	Frequency (MHz)	SG (dBm)	Cable Loss (dB)	Gain (dBi)	Antenna Polarization	EIRP Level (dBm)	Limit (dBm)	Margin (dB)	Azimuth (deg)
2	5185.0	-63.10	2.00	9.15	Horizontal	-55.95	-13.00	42.95	270
3	7785.0	-59.96	2.50	11.35	Horizontal	-51.11	-13.00	38.11	0
4	10380.0	-55.19	4.20	12.05	Horizontal	-47.34	-13.00	34.34	135
5	12975.0	-54.09	5.20	12.85	Horizontal	-46.44	-13.00	33.44	45
6	15570.0	-53.91	5.50	14.23	Horizontal	-45.18	-13.00	32.18	135
7	18165.0	/	/	/	/	/	/	/	/
8	20760.0	/	/	/	/	/	/	/	/
9	23355.0	/	/	/	/	/	/	/	/
10	25950.0	/	/	/	/	/	/	/	/

Note: 1.The other Spurious RF Radiated emissions level is no more than noise floor.
2. The worst emission was found in the antenna is Horizontal position.

This report shall not be reproduced except in full, without the written approval of TA Technology (Shanghai) Co., Ltd.

LTE Band 38 QPSK 20MHz CH-Middle, RB 1

Harmonic	Frequency (MHz)	SG (dBm)	Cable Loss (dB)	Gain (dBi)	Antenna Polarization	EIRP Level (dBm)	Limit (dBm)	Margin (dB)	Azimuth (deg)
2	5172.0	-61.14	2.00	10.15	Horizontal	-52.99	-13.00	39.99	45
3	7785.0	-59.18	2.50	11.35	Horizontal	-50.33	-13.00	37.33	315
4	10380.0	-56.47	4.20	12.05	Horizontal	-48.62	-13.00	35.62	45
5	12975.0	-56.21	5.20	14.85	Horizontal	-46.56	-13.00	33.56	135
6	15570.0	-56.52	5.50	13.23	Horizontal	-48.79	-13.00	35.79	180
7	18165.0	/	/	/	/	/	/	/	/
8	20760.0	/	/	/	/	/	/	/	/
9	23355.0	/	/	/	/	/	/	/	/
10	25950.0	/	/	/	/	/	/	/	/

Note: 1.The other Spurious RF Radiated emissions level is no more than noise floor.
2. The worst emission was found in the antenna is Horizontal position.

LTE Band 41 QPSK 5MHz CH-Middle, RB 1

Harmonic	Frequency (MHz)	SG (dBm)	Cable Loss (dB)	Gain (dBi)	Antenna Polarization	EIRP Level (dBm)	Limit (dBm)	Margin (dB)	Azimuth (deg)
2	4997.0	-61.54	2.00	9.15	Horizontal	-54.39	-25.00	29.39	45
3	7495.5	-60.53	2.50	11.35	Horizontal	-51.68	-25.00	26.68	270
4	9994.0	-55.61	4.20	12.05	Horizontal	-47.76	-25.00	22.76	315
5	12492.5	-55.11	5.20	12.85	Horizontal	-47.46	-25.00	22.46	45
6	14991.0	-55.69	5.50	14.23	Horizontal	-46.96	-25.00	21.96	135
7	17489.5	-54.00	5.70	14.15	Horizontal	-45.55	-25.00	20.55	45
8	19988.0	--	--	--	--	--	--	--	--
9	22486.5	--	--	--	--	--	--	--	--
10	24985.0	--	--	--	--	--	--	--	--

Note: 1.The other Spurious RF Radiated emissions level is no more than noise floor.
2. The worst emission was found in the antenna is Horizontal position.

This report shall not be reproduced except in full, without the written approval of TA Technology (Shanghai) Co., Ltd.

LTE Band 41 QPSK 20MHz CH-Middle, RB 1

Harmonic	Frequency (MHz)	SG (dBm)	Cable Loss (dB)	Gain (dBi)	Antenna Polarization	EIRP Level (dBm)	Limit (dBm)	Margin (dB)	Azimuth (deg)
2	5186.0	-64.40	2.00	10.15	Horizontal	-56.25	-25.00	31.25	135
3	7779.0	-58.93	2.50	11.35	Horizontal	-50.08	-25.00	25.08	45
4	10372.0	-55.96	4.20	12.05	Horizontal	-48.11	-25.00	23.11	0
5	12965.0	-55.97	5.20	14.85	Horizontal	-46.32	-25.00	21.32	315
6	15558.0	-54.90	5.50	13.23	Horizontal	-47.17	-25.00	22.17	225
7	18151.0	--	--	--	--	--	--	--	--
8	20744.0	--	--	--	--	--	--	--	--
9	23337.0	--	--	--	--	--	--	--	--
10	25930.0	--	--	--	--	--	--	--	--

Note: 1.The other Spurious RF Radiated emissions level is no more than noise floor.
2. The worst emission was found in the antenna is Horizontal position.

CA-7C 10M+20M CH-Middle, RB 1

Harmonic	Frequency (MHz)	SG (dBm)	Cable Loss (dB)	Gain (dBi)	Antenna Polarization	EIRP Level (dBm)	Limit (dBm)	Margin (dB)	Azimuth (deg)
2	5065.8	-60.12	2.00	9.15	Horizontal	-52.97	-25.00	27.97	45
3	7598.6	-59.21	2.50	11.35	Horizontal	-50.36	-25.00	25.36	90
4	10130.6	-52.59	4.20	12.05	Horizontal	-44.74	-25.00	19.74	45
5	12675.0	-54.20	5.20	12.85	Horizontal	-46.55	-25.00	21.55	225
6	15210.0	-53.33	5.50	14.23	Horizontal	-44.60	-25.00	19.60	315
7	17745.0	-51.31	5.70	14.15	Horizontal	-42.86	-25.00	17.86	45
8	20280.0	--	--	--	--	--	--	--	--
9	22815.0	--	--	--	--	--	--	--	--
10	25350.0	--	--	--	--	--	--	--	--

Note: 1.The other Spurious RF Radiated emissions level is no more than noise floor.
2. The worst emission was found in the antenna is Horizontal position.

This report shall not be reproduced except in full, without the written approval of TA Technology (Shanghai) Co., Ltd.

CA-7C 20M+10M CH-Middle, RB 1

Harmonic	Frequency (MHz)	SG (dBm)	Cable Loss (dB)	Gain (dBi)	Antenna Polarization	EIRP Level (dBm)	Limit (dBm)	Margin (dB)	Azimuth (deg)
2	5065.8	-61.20	2.00	10.15	Horizontal	-53.05	-25.00	28.05	135
3	7598.6	-59.44	2.50	11.35	Horizontal	-50.59	-25.00	25.59	45
4	10130.6	-53.44	4.20	12.05	Horizontal	-45.59	-25.00	20.59	0
5	12675.0	-55.28	5.20	14.85	Horizontal	-45.63	-25.00	20.63	225
6	15210.0	-51.74	5.50	13.23	Horizontal	-44.01	-25.00	19.01	315
7	17745.0	-49.49	5.70	12.15	Horizontal	-43.04	-25.00	18.04	45
8	20280.0	--	--	--	--	--	--	--	--
9	22815.0	--	--	--	--	--	--	--	--
10	25350.0	--	--	--	--	--	--	--	--

Note: 1.The other Spurious RF Radiated emissions level is no more than noise floor.
2. The worst emission was found in the antenna is Horizontal position.

CA-7C 15M+15M CH-Middle, RB 1

Harmonic	Frequency (MHz)	SG (dBm)	Cable Loss (dB)	Gain (dBi)	Antenna Polarization	EIRP Level (dBm)	Limit (dBm)	Margin (dB)	Azimuth (deg)
2	5065.8	-60.02	2.00	9.15	Horizontal	-52.87	-25.00	27.87	135
3	7598.6	-59.34	2.50	11.35	Horizontal	-50.49	-25.00	25.49	45
4	10130.6	-53.63	4.20	12.05	Horizontal	-45.78	-25.00	20.78	0
5	12675.0	-53.54	5.20	12.85	Horizontal	-45.89	-25.00	20.89	225
6	15210.0	-53.26	5.50	14.23	Horizontal	-44.53	-25.00	19.53	315
7	17745.0	-51.49	5.70	14.15	Horizontal	-43.04	-25.00	18.04	45
8	20280.0	--	--	--	--	--	--	--	--
9	22815.0	--	--	--	--	--	--	--	--
10	25350.0	--	--	--	--	--	--	--	--

Note: 1.The other Spurious RF Radiated emissions level is no more than noise floor.
2. The worst emission was found in the antenna is Horizontal position.

This report shall not be reproduced except in full, without the written approval of TA Technology (Shanghai) Co., Ltd.

CA-7C 20M+20M CH-Middle, RB 1

Harmonic	Frequency (MHz)	SG (dBm)	Cable Loss (dB)	Gain (dBi)	Antenna Polarization	EIRP Level (dBm)	Limit (dBm)	Margin (dB)	Azimuth (deg)
2	5065.8	-62.02	2.00	10.15	Horizontal	-53.87	-25.00	28.87	135
3	7598.6	-60.18	2.50	11.35	Horizontal	-51.33	-25.00	26.33	45
4	10130.6	-53.06	4.20	12.05	Horizontal	-45.21	-25.00	20.21	0
5	12675.0	-54.59	5.20	14.85	Horizontal	-44.94	-25.00	19.94	225
6	15210.0	-53.26	5.50	13.23	Horizontal	-45.53	-25.00	20.53	315
7	17745.0	-49.36	5.70	12.15	Horizontal	-42.91	-25.00	17.91	45
8	20280.0	--	--	--	--	--	--	--	--
9	22815.0	--	--	--	--	--	--	--	--
10	25350.0	--	--	--	--	--	--	--	--

Note: 1.The other Spurious RF Radiated emissions level is no more than noise floor.
2. The worst emission was found in the antenna is Horizontal position.

CA-12B 5M+5M CH-Middle, RB 1

Harmonic	Frequency (MHz)	SG (dBm)	Cable Loss (dB)	Gain (dBi)	Antenna Polarization	ERP Level (dBm)	Limit (dBm)	Margin (dB)	Azimuth (deg)
2	1415.0	-70.56	2.00	10.75	Horizontal	-63.96	-13.00	50.96	45
3	2122.5	-65.49	2.51	11.05	Horizontal	-59.10	-13.00	46.10	45
4	2830.0	-64.88	4.20	11.15	Horizontal	-60.08	-13.00	47.08	135
5	3537.5	-61.23	5.20	11.15	Horizontal	-57.43	-13.00	44.43	135
6	4245.0	-61.66	5.50	11.95	Horizontal	-57.36	-13.00	44.36	45
7	4952.5	-61.40	5.70	13.55	Horizontal	-55.70	-13.00	42.70	90
8	5660.0	-60.86	6.30	13.75	Horizontal	-55.56	-13.00	42.56	45
9	6367.5	-58.99	6.80	13.85	Horizontal	-54.09	-13.00	41.09	135
10	7075.0	-56.13	6.90	14.25	Horizontal	-50.93	-13.00	37.93	45

Note: 1.The other Spurious RF Radiated emissions level is no more than noise floor.
2. The worst emission was found in the antenna is Horizontal position.

This report shall not be reproduced except in full, without the written approval of TA Technology (Shanghai) Co., Ltd.

CA-12B 5M+10M CH-Middle, RB 1

Harmonic	Frequency (MHz)	SG (dBm)	Cable Loss (dB)	Gain (dBi)	Antenna Polarization	ERP Level (dBm)	Limit (dBm)	Margin (dB)	Azimuth (deg)
2	1415.0	-72.26	2.00	10.75	Horizontal	-65.66	-13.00	52.66	0
3	2122.5	-66.18	2.51	11.05	Horizontal	-59.79	-13.00	46.79	90
4	2830.0	-65.01	4.20	11.15	Horizontal	-60.21	-13.00	47.21	138
5	3537.5	-60.80	5.20	11.15	Horizontal	-57.00	-13.00	44.00	180
6	4245.0	-61.39	5.50	11.95	Horizontal	-57.09	-13.00	44.09	90
7	4952.5	-61.73	5.70	13.55	Horizontal	-56.03	-13.00	43.03	0
8	5660.0	-61.48	6.30	13.75	Horizontal	-56.18	-13.00	43.18	45
9	6367.5	-59.22	6.80	13.85	Horizontal	-54.32	-13.00	41.32	270
10	7075.0	-55.97	6.90	14.25	Horizontal	-50.77	-13.00	37.77	90

Note: 1.The other Spurious RF Radiated emissions level is no more than noise floor.
2. The worst emission was found in the antenna is Horizontal position.

CA-38C 15M+15M CH-Middle, RB 1

Harmonic	Frequency (MHz)	SG (dBm)	Cable Loss (dB)	Gain (dBi)	Antenna Polarization	EIRP Level (dBm)	Limit (dBm)	Margin (dB)	Azimuth (deg)
2	5185.0	-61.77	2.00	9.15	Horizontal	-54.62	-13.00	41.62	270
3	7785.0	-60.23	2.50	11.35	Horizontal	-51.38	-13.00	38.38	0
4	10380.0	-56.77	4.20	12.05	Horizontal	-48.92	-13.00	35.92	135
5	12975.0	-55.25	5.20	12.85	Horizontal	-47.60	-13.00	34.60	45
6	15570.0	-55.62	5.50	14.23	Horizontal	-46.89	-13.00	33.89	135
7	18165.0	/	/	/	/	/	/	/	/
8	20760.0	/	/	/	/	/	/	/	/
9	23355.0	/	/	/	/	/	/	/	/
10	25950.0	/	/	/	/	/	/	/	/

Note: 1.The other Spurious RF Radiated emissions level is no more than noise floor.
2. The worst emission was found in the antenna is Horizontal position.

This report shall not be reproduced except in full, without the written approval of TA Technology (Shanghai) Co., Ltd.

CA-38C 20M+20M CH-Middle, RB 1

Harmonic	Frequency (MHz)	SG (dBm)	Cable Loss (dB)	Gain (dBi)	Antenna Polarization	EIRP Level (dBm)	Limit (dBm)	Margin (dB)	Azimuth (deg)
2	5185.0	-63.26	2.00	10.15	Horizontal	-55.11	-13.00	42.11	270
3	7785.0	-60.39	2.50	11.35	Horizontal	-51.54	-13.00	38.54	0
4	10380.0	-56.04	4.20	12.05	Horizontal	-48.19	-13.00	35.19	135
5	12975.0	-56.52	5.20	14.85	Horizontal	-46.87	-13.00	33.87	45
6	15570.0	-54.65	5.50	13.23	Horizontal	-46.92	-13.00	33.92	135
7	18165.0	/	/	/	/	/	/	/	/
8	20760.0	/	/	/	/	/	/	/	/
9	23355.0	/	/	/	/	/	/	/	/
10	25950.0	/	/	/	/	/	/	/	/

Note: 1.The other Spurious RF Radiated emissions level is no more than noise floor.
2. The worst emission was found in the antenna is Horizontal position.

CA-41C 10M+20M CH-Middle, RB 1

Harmonic	Frequency (MHz)	SG (dBm)	Cable Loss (dB)	Gain (dBi)	Antenna Polarization	EIRP Level (dBm)	Limit (dBm)	Margin (dB)	Azimuth (deg)
2	5065.8	-61.90	2.00	9.15	Horizontal	-54.75	-25.00	29.75	135
3	7598.6	-59.72	2.50	11.35	Horizontal	-50.87	-25.00	25.87	45
4	10130.6	-55.13	4.20	12.05	Horizontal	-47.28	-25.00	22.28	0
5	12675.0	-53.89	5.20	12.85	Horizontal	-46.24	-25.00	21.24	225
6	15210.0	-54.21	5.50	14.23	Horizontal	-45.48	-25.00	20.48	315
7	17745.0	-51.83	5.70	14.15	Horizontal	-43.38	-25.00	18.38	45
8	20280.0	--	--	--	--	--	--	--	--
9	22815.0	--	--	--	--	--	--	--	--
10	25350.0	--	--	--	--	--	--	--	--

Note: 1.The other Spurious RF Radiated emissions level is no more than noise floor.
2. The worst emission was found in the antenna is Horizontal position.

This report shall not be reproduced except in full, without the written approval of TA Technology (Shanghai) Co., Ltd.

CA-41C 20M+10M CH-Middle, RB 1

Harmonic	Frequency (MHz)	SG (dBm)	Cable Loss (dB)	Gain (dBi)	Antenna Polarization	EIRP Level (dBm)	Limit (dBm)	Margin (dB)	Azimuth (deg)
2	5065.8	-61.76	2.00	9.15	Horizontal	-54.61	-25.00	29.61	135
3	7598.6	-60.28	2.50	11.35	Horizontal	-51.43	-25.00	26.43	45
4	10130.6	-55.35	4.20	12.05	Horizontal	-47.50	-25.00	22.50	0
5	12675.0	-54.42	5.20	12.85	Horizontal	-46.77	-25.00	21.77	225
6	15210.0	-54.59	5.50	14.23	Horizontal	-45.86	-25.00	20.86	315
7	17745.0	-51.35	5.70	14.15	Horizontal	-42.90	-25.00	17.90	45
8	20280.0	--	--	--	--	--	--	--	--
9	22815.0	--	--	--	--	--	--	--	--
10	25350.0	--	--	--	--	--	--	--	--

Note: 1.The other Spurious RF Radiated emissions level is no more than noise floor.
2. The worst emission was found in the antenna is Horizontal position.

CA-41C 15M+15M CH-Middle, RB 1

Harmonic	Frequency (MHz)	SG (dBm)	Cable Loss (dB)	Gain (dBi)	Antenna Polarization	EIRP Level (dBm)	Limit (dBm)	Margin (dB)	Azimuth (deg)
2	5065.8	-62.49	2.00	9.15	Horizontal	-55.34	-25.00	30.34	135
3	7598.6	-60.46	2.50	11.35	Horizontal	-51.61	-25.00	26.61	45
4	10130.6	-54.63	4.20	12.05	Horizontal	-46.78	-25.00	21.78	0
5	12675.0	-54.49	5.20	12.85	Horizontal	-46.84	-25.00	21.84	225
6	15210.0	-54.25	5.50	14.23	Horizontal	-45.52	-25.00	20.52	315
7	17745.0	-52.10	5.70	14.15	Horizontal	-43.65	-25.00	18.65	45
8	20280.0	--	--	--	--	--	--	--	--
9	22815.0	--	--	--	--	--	--	--	--
10	25350.0	--	--	--	--	--	--	--	--

Note: 1.The other Spurious RF Radiated emissions level is no more than noise floor.
2. The worst emission was found in the antenna is Horizontal position.

This report shall not be reproduced except in full, without the written approval of TA Technology (Shanghai) Co., Ltd.

CA-41C 20M+20M CH-Middle, RB 1

Harmonic	Frequency (MHz)	SG (dBm)	Cable Loss (dB)	Gain (dBi)	Antenna Polarization	EIRP Level (dBm)	Limit (dBm)	Margin (dB)	Azimuth (deg)
2	5065.8	-63.17	2.00	9.15	Horizontal	-56.02	-25.00	31.02	135
3	7598.6	-60.03	2.50	11.35	Horizontal	-51.18	-25.00	26.18	45
4	10130.6	-56.01	4.20	12.05	Horizontal	-48.16	-25.00	23.16	0
5	12675.0	-54.38	5.20	12.85	Horizontal	-46.73	-25.00	21.73	225
6	15210.0	-54.22	5.50	14.23	Horizontal	-45.49	-25.00	20.49	315
7	17745.0	-53.24	5.70	14.15	Horizontal	-44.79	-25.00	19.79	45
8	20280.0	--	--	--	--	--	--	--	--
9	22815.0	--	--	--	--	--	--	--	--
10	25350.0	--	--	--	--	--	--	--	--

Note: 1.The other Spurious RF Radiated emissions level is no more than noise floor.
2. The worst emission was found in the antenna is Horizontal position.

This report shall not be reproduced except in full, without the written approval of TA Technology (Shanghai) Co., Ltd.

Second Antenna

WCDMA Band IV CH-Middle

Harmonic	Frequency (MHz)	SG (dBm)	Cable Loss (dB)	Gain (dBi)	Antenna Polarization	EIRP Level (dBm)	Limit (dBm)	Margin (dB)	Azimuth (deg)
2	3465.2	-56.41	2.6	10.75	Horizontal	-48.26	-13.00	35.26	45
3	5197.8	-64.02	2.4	11.05	Horizontal	-55.37	-13.00	42.37	270
4	6930.4	-59.84	4.5	11.15	Horizontal	-53.19	-13.00	40.19	45
5	8663.0	-57.66	5.1	11.35	Horizontal	-51.41	-13.00	38.41	315
6	10395.6	-54.35	5.3	11.95	Horizontal	-47.70	-13.00	34.70	225
7	12128.2	-55.25	5.5	13.55	Horizontal	-47.20	-13.00	34.20	90
8	13860.8	-52.88	6.3	13.75	Horizontal	-45.43	-13.00	32.43	135
9	15593.4	-53.59	6.7	13.85	Horizontal	-46.44	-13.00	33.44	45
10	17326.0	-52.32	6.8	14.25	Horizontal	-44.87	-13.00	31.87	270

Note: 1.The other Spurious RF Radiated emissions level is no more than noise floor.
2. The worst emission was found in the antenna is Horizontal position.

LTE Band 4 QPSK 1.4MHz CH-Middle, RB 1

Harmonic	Frequency (MHz)	SG (dBm)	Cable Loss (dB)	Gain (dBi)	Antenna Polarization	EIRP Level (dBm)	Limit (dBm)	Margin (dB)	Azimuth (deg)
2	3464.3	-55.84	2.6	10.75	Horizontal	-47.69	-13.00	34.69	90
3	5197.5	-62.47	2.4	11.05	Horizontal	-53.82	-13.00	40.82	270
4	6930.0	-60.06	4.5	11.15	Horizontal	-53.41	-13.00	40.41	315
5	8662.5	-55.39	5.1	11.35	Horizontal	-49.14	-13.00	36.14	135
6	10395.0	-54.64	5.3	11.95	Horizontal	-47.99	-13.00	34.99	0
7	12127.5	-55.10	5.5	13.55	Horizontal	-47.05	-13.00	34.05	90
8	13860.0	-51.27	6.3	13.75	Horizontal	-43.82	-13.00	30.82	45
9	15592.5	-54.70	6.7	13.85	Horizontal	-47.55	-13.00	34.55	45
10	17325.0	-51.73	6.8	14.25	Horizontal	-44.28	-13.00	31.28	270

Note: 1.The other Spurious RF Radiated emissions level is no more than noise floor.
2. The worst emission was found in the antenna is Horizontal position.

This report shall not be reproduced except in full, without the written approval of TA Technology (Shanghai) Co., Ltd.

LTE Band 4 QPSK 5MHz CH-Middle, RB 1

Harmonic	Frequency (MHz)	SG (dBm)	Cable Loss (dB)	Gain (dBi)	Antenna Polarization	EIRP Level (dBm)	Limit (dBm)	Margin (dB)	Azimuth (deg)
2	3460.5	-56.09	2.6	10.75	Horizontal	-47.94	-13.00	34.94	45
3	5191.5	-65.21	2.4	11.05	Horizontal	-56.56	-13.00	43.56	90
4	6930.0	-60.68	4.5	11.15	Horizontal	-54.03	-13.00	41.03	45
5	8662.5	-58.42	5.1	11.35	Horizontal	-52.17	-13.00	39.17	315
6	10395.0	-55.01	5.3	11.95	Horizontal	-48.36	-13.00	35.36	225
7	12127.5	-55.48	5.5	13.55	Horizontal	-47.43	-13.00	34.43	270
8	13860.0	-49.97	6.3	13.75	Horizontal	-42.52	-13.00	29.52	90
9	15592.5	-55.10	6.7	13.85	Horizontal	-47.95	-13.00	34.95	45
10	17325.0	-51.63	6.8	14.25	Horizontal	-44.18	-13.00	31.18	315

Note: 1.The other Spurious RF Radiated emissions level is no more than noise floor.
2. The worst emission was found in the antenna is Horizontal position.

LTE Band 4 QPSK 20MHz CH-Middle, RB 1

Harmonic	Frequency (MHz)	SG (dBm)	Cable Loss (dB)	Gain (dBi)	Antenna Polarization	EIRP Level (dBm)	Limit (dBm)	Margin (dB)	Azimuth (deg)
2	3465.0	-57.17	2.6	10.75	Horizontal	-49.02	-13.00	36.02	180
3	5170.9	-65.06	2.4	11.05	Horizontal	-56.41	-13.00	43.41	45
4	6930.0	-59.98	4.5	11.15	Horizontal	-53.33	-13.00	40.33	90
5	8662.5	-56.97	5.1	11.35	Horizontal	-50.72	-13.00	37.72	315
6	10395.0	-54.16	5.3	11.95	Horizontal	-47.51	-13.00	34.51	270
7	12127.5	-55.82	5.5	13.55	Horizontal	-47.77	-13.00	34.77	90
8	13860.0	-52.55	6.3	13.75	Horizontal	-45.10	-13.00	32.10	315
9	15592.5	-54.37	6.7	13.85	Horizontal	-47.22	-13.00	34.22	270
10	17325.0	-51.69	6.8	14.25	Horizontal	-44.24	-13.00	31.24	45

Note: 1.The other Spurious RF Radiated emissions level is no more than noise floor.
2. The worst emission was found in the antenna is Horizontal position.

This report shall not be reproduced except in full, without the written approval of TA Technology (Shanghai) Co., Ltd.

LTE Band 7 QPSK 5MHz CH-Middle, RB 1

Harmonic	Frequency (MHz)	SG (dBm)	Cable Loss (dB)	Gain (dBi)	Antenna Polarization	EIRP Level (dBm)	Limit (dBm)	Margin (dB)	Azimuth (deg)
2	5065.8	-62.52	2.00	9.15	Horizontal	-55.37	-25.00	30.37	135
3	7598.6	-60.47	2.50	11.35	Horizontal	-51.62	-25.00	26.62	0
4	10130.6	-55.17	4.20	12.05	Horizontal	-47.32	-25.00	22.32	15
5	12675.0	-55.36	5.20	12.85	Horizontal	-47.71	-25.00	22.71	225
6	15210.0	-55.51	5.50	14.23	Horizontal	-46.78	-25.00	21.78	135
7	17745.0	-53.06	5.70	14.15	Horizontal	-44.61	-25.00	19.61	45
8	20280.0	--	--	--	--	--	--	--	--
9	22815.0	--	--	--	--	--	--	--	--
10	25350.0	--	--	--	--	--	--	--	--
Note: 1.The other Spurious RF Radiated emissions level is no more than noise floor. 2. The worst emission was found in the antenna is Horizontal position.									

LTE Band 7 QPSK 20MHz CH-Middle, RB 1

Harmonic	Frequency (MHz)	SG (dBm)	Cable Loss (dB)	Gain (dBi)	Antenna Polarization	EIRP Level (dBm)	Limit (dBm)	Margin (dB)	Azimuth (deg)
2	5052.4	-62.18	2.00	10.15	Horizontal	-54.03	-25.00	29.03	45
3	7605.0	-59.65	2.50	11.35	Horizontal	-50.80	-25.00	25.80	225
4	10140.0	-51.78	4.20	12.05	Horizontal	-43.93	-25.00	18.93	135
5	12675.0	-56.22	5.20	14.85	Horizontal	-46.57	-25.00	21.57	135
6	15210.0	-54.58	5.50	13.23	Horizontal	-46.85	-25.00	21.85	270
7	17745.0	-51.76	5.70	12.15	Horizontal	-45.31	-25.00	20.31	45
8	20280.0	--	--	--	--	--	--	--	--
9	22815.0	--	--	--	--	--	--	--	--
10	25350.0	--	--	--	--	--	--	--	--
Note: 1.The other Spurious RF Radiated emissions level is no more than noise floor. 2. The worst emission was found in the antenna is Horizontal position.									

This report shall not be reproduced except in full, without the written approval of TA Technology (Shanghai) Co., Ltd.

LTE Band 12 QPSK 1.4MHz CH-Middle, RB 1

Harmonic	Frequency (MHz)	SG (dBm)	Cable Loss (dB)	Gain (dBi)	Antenna Polarization	ERP Level (dBm)	Limit (dBm)	Margin (dB)	Azimuth (deg)
2	1415.0	-47.06	2.00	10.75	Horizontal	-40.46	-13.00	27.46	135
3	2122.5	-63.01	2.51	11.05	Horizontal	-56.62	-13.00	43.62	135
4	2830.0	-64.61	4.20	11.15	Horizontal	-59.81	-13.00	46.81	0
5	3537.5	-63.35	5.20	11.15	Horizontal	-59.55	-13.00	46.55	90
6	4245.0	-61.66	5.50	11.95	Horizontal	-57.36	-13.00	44.36	225
7	4952.5	-63.10	5.70	13.55	Horizontal	-57.40	-13.00	44.40	315
8	5660.0	-61.99	6.30	13.75	Horizontal	-56.69	-13.00	43.69	45
9	6367.5	-59.99	6.80	13.85	Horizontal	-55.09	-13.00	42.09	180
10	7075.0	-57.14	6.90	14.25	Horizontal	-51.94	-13.00	38.94	0

Note: 1.The other Spurious RF Radiated emissions level is no more than noise floor.
2. The worst emission was found in the antenna is Horizontal position.

LTE Band 12 QPSK 5MHz CH-Middle, RB 1

Harmonic	Frequency (MHz)	SG (dBm)	Cable Loss (dB)	Gain (dBi)	Antenna Polarization	ERP Level (dBm)	Limit (dBm)	Margin (dB)	Azimuth (deg)
2	1415.0	-47.72	2.00	10.75	Horizontal	-41.12	-13.00	28.12	135
3	2122.5	-62.59	2.51	11.05	Horizontal	-56.20	-13.00	43.20	45
4	2830.0	-64.81	4.20	11.15	Horizontal	-60.01	-13.00	47.01	90
5	3537.5	-59.03	5.20	11.15	Horizontal	-55.23	-13.00	42.23	135
6	4245.0	-60.28	5.50	11.95	Horizontal	-55.98	-13.00	42.98	45
7	4952.5	-62.98	5.70	13.55	Horizontal	-57.28	-13.00	44.28	135
8	5660.0	-61.33	6.30	13.75	Horizontal	-56.03	-13.00	43.03	45
9	6367.5	-59.90	6.80	13.85	Horizontal	-55.00	-13.00	42.00	135
10	7075.0	-55.77	6.90	14.25	Horizontal	-50.57	-13.00	37.57	315

Note: 1.The other Spurious RF Radiated emissions level is no more than noise floor.
2. The worst emission was found in the antenna is Horizontal position.

This report shall not be reproduced except in full, without the written approval of TA Technology (Shanghai) Co., Ltd.

LTE Band 12 QPSK 10MHz CH-Middle, RB 1

Harmonic	Frequency (MHz)	SG (dBm)	Cable Loss (dB)	Gain (dBi)	Antenna Polarization	ERP Level (dBm)	Limit (dBm)	Margin (dB)	Azimuth (deg)
2	1415.0	-46.47	2.00	10.75	Horizontal	-39.87	-13.00	26.87	45
3	2122.5	-60.59	2.51	11.05	Horizontal	-54.20	-13.00	41.20	270
4	2830.0	-63.73	4.20	11.15	Horizontal	-58.93	-13.00	45.93	270
5	3537.5	-61.54	5.20	11.15	Horizontal	-57.74	-13.00	44.74	135
6	4245.0	-61.61	5.50	11.95	Horizontal	-57.31	-13.00	44.31	45
7	4952.5	-62.22	5.70	13.55	Horizontal	-56.52	-13.00	43.52	45
8	5660.0	-61.32	6.30	13.75	Horizontal	-56.02	-13.00	43.02	90
9	6367.5	-59.90	6.80	13.85	Horizontal	-55.00	-13.00	42.00	135
10	7075.0	-56.47	6.90	14.25	Horizontal	-51.27	-13.00	38.27	45

Note: 1.The other Spurious RF Radiated emissions level is no more than noise floor.
2. The worst emission was found in the antenna is Horizontal position.

LTE Band 17 QPSK 5MHz CH-Middle, RB 1

Harmonic	Frequency (MHz)	SG (dBm)	Cable Loss (dB)	Gain (dBi)	Antenna Polarization	ERP Level (dBm)	Limit (dBm)	Margin (dB)	Azimuth (deg)
2	1420.0	-45.93	2.00	10.75	Horizontal	-39.33	-13.00	26.33	45
3	2130.0	-63.15	2.51	11.05	Horizontal	-56.76	-13.00	43.76	135
4	2840.0	-64.41	4.20	11.15	Horizontal	-59.61	-13.00	46.61	270
5	3550.0	-62.00	5.20	11.15	Horizontal	-58.20	-13.00	45.20	135
6	4260.0	-61.68	5.50	11.95	Horizontal	-57.38	-13.00	44.38	270
7	4970.0	-61.78	5.70	13.55	Horizontal	-56.08	-13.00	43.08	90
8	5680.0	-62.01	6.30	13.75	Horizontal	-56.71	-13.00	43.71	315
9	6390.0	-60.20	6.80	13.85	Horizontal	-55.30	-13.00	42.30	180
10	7100.0	-56.55	6.90	14.25	Horizontal	-51.35	-13.00	38.35	315

Note: 1.The other Spurious RF Radiated emissions level is no more than noise floor.
2. The worst emission was found in the antenna is Horizontal position.

This report shall not be reproduced except in full, without the written approval of TA Technology (Shanghai) Co., Ltd.

LTE Band 17 QPSK 10MHz CH-Middle, RB 1

Harmonic	Frequency (MHz)	SG (dBm)	Cable Loss (dB)	Gain (dBi)	Antenna Polarization	ERP Level (dBm)	Limit (dBm)	Margin (dB)	Azimuth (deg)
2	1420.0	-46.42	2.00	10.75	Horizontal	-39.82	-13.00	26.82	0
3	2130.0	-60.31	2.51	11.05	Horizontal	-53.92	-13.00	40.92	135
4	2840.0	-64.90	4.20	11.15	Horizontal	-60.10	-13.00	47.10	45
5	3550.0	-62.06	5.20	11.15	Horizontal	-58.26	-13.00	45.26	270
6	4260.0	-60.94	5.50	11.95	Horizontal	-56.64	-13.00	43.64	45
7	4970.0	-62.54	5.70	13.55	Horizontal	-56.84	-13.00	43.84	135
8	5680.0	-61.91	6.30	13.75	Horizontal	-56.61	-13.00	43.61	45
9	6390.0	-59.46	6.80	13.85	Horizontal	-54.56	-13.00	41.56	135
10	7100.0	-55.88	6.90	14.25	Horizontal	-50.68	-13.00	37.68	315

Note: 1.The other Spurious RF Radiated emissions level is no more than noise floor.
2. The worst emission was found in the antenna is Horizontal position.

LTE Band 38 QPSK 5MHz CH-Middle, RB 1

Harmonic	Frequency (MHz)	SG (dBm)	Cable Loss (dB)	Gain (dBi)	Antenna Polarization	EIRP Level (dBm)	Limit (dBm)	Margin (dB)	Azimuth (deg)
2	5185.0	-63.54	2.00	9.15	Horizontal	-56.39	-13.00	43.39	135
3	7785.0	-57.72	2.50	11.35	Horizontal	-48.87	-13.00	35.87	0
4	10380.0	-55.50	4.20	12.05	Horizontal	-47.65	-13.00	34.65	135
5	12975.0	-55.29	5.20	12.85	Horizontal	-47.64	-13.00	34.64	45
6	15570.0	-56.05	5.50	14.23	Horizontal	-47.32	-13.00	34.32	270
7	18165.0	/	/	/	/	/	/	/	/
8	20760.0	/	/	/	/	/	/	/	/
9	23355.0	/	/	/	/	/	/	/	/
10	25950.0	/	/	/	/	/	/	/	/

Note: 1.The other Spurious RF Radiated emissions level is no more than noise floor.
2. The worst emission was found in the antenna is Horizontal position.

This report shall not be reproduced except in full, without the written approval of TA Technology (Shanghai) Co., Ltd.

LTE Band 38 QPSK 20MHz CH-Middle, RB 1

Harmonic	Frequency (MHz)	SG (dBm)	Cable Loss (dB)	Gain (dBi)	Antenna Polarization	EIRP Level (dBm)	Limit (dBm)	Margin (dB)	Azimuth (deg)
2	5172.0	-64.65	2.00	10.15	Horizontal	-56.50	-13.00	43.50	45
3	7785.0	-61.12	2.50	11.35	Horizontal	-52.27	-13.00	39.27	315
4	10380.0	-57.03	4.20	12.05	Horizontal	-49.18	-13.00	36.18	180
5	12975.0	-55.55	5.20	14.85	Horizontal	-45.90	-13.00	32.90	135
6	15570.0	-55.64	5.50	13.23	Horizontal	-47.91	-13.00	34.91	45
7	18165.0	/	/	/	/	/	/	/	/
8	20760.0	/	/	/	/	/	/	/	/
9	23355.0	/	/	/	/	/	/	/	/
10	25950.0	/	/	/	/	/	/	/	/

Note: 1.The other Spurious RF Radiated emissions level is no more than noise floor.
2. The worst emission was found in the antenna is Horizontal position.

LTE Band 41 QPSK 5MHz CH-Middle, RB 1

Harmonic	Frequency (MHz)	SG (dBm)	Cable Loss (dB)	Gain (dBi)	Antenna Polarization	EIRP Level (dBm)	Limit (dBm)	Margin (dB)	Azimuth (deg)
2	4997.0	-62.00	2.00	9.15	Horizontal	-54.85	-25.00	29.85	315
3	7495.5	-60.90	2.50	11.35	Horizontal	-52.05	-25.00	27.05	270
4	9994.0	-57.37	4.20	12.05	Horizontal	-49.52	-25.00	24.52	315
5	12492.5	-54.32	5.20	12.85	Horizontal	-46.67	-25.00	21.67	45
6	14991.0	-54.37	5.50	14.23	Horizontal	-45.64	-25.00	20.64	135
7	17489.5	-52.52	5.70	14.15	Horizontal	-44.07	-25.00	19.07	135
8	19988.0	--	--	--	--	--	--	--	--
9	22486.5	--	--	--	--	--	--	--	--
10	24985.0	--	--	--	--	--	--	--	--

Note: 1.The other Spurious RF Radiated emissions level is no more than noise floor.
2. The worst emission was found in the antenna is Horizontal position.

This report shall not be reproduced except in full, without the written approval of TA Technology (Shanghai) Co., Ltd.

LTE Band 41 QPSK 20MHz CH-Middle, RB 1

Harmonic	Frequency (MHz)	SG (dBm)	Cable Loss (dB)	Gain (dBi)	Antenna Polarization	EIRP Level (dBm)	Limit (dBm)	Margin (dB)	Azimuth (deg)
2	5186.0	-63.90	2.00	10.15	Horizontal	-55.75	-25.00	30.75	270
3	7779.0	-57.57	2.50	11.35	Horizontal	-48.72	-25.00	23.72	45
4	10372.0	-57.52	4.20	12.05	Horizontal	-49.67	-25.00	24.67	0
5	12965.0	-56.45	5.20	14.85	Horizontal	-46.80	-25.00	21.80	315
6	15558.0	-55.26	5.50	13.23	Horizontal	-47.53	-25.00	22.53	45
7	18151.0	--	--	--	--	--	--	--	--
8	20744.0	--	--	--	--	--	--	--	--
9	23337.0	--	--	--	--	--	--	--	--
10	25930.0	--	--	--	--	--	--	--	--

Note: 1.The other Spurious RF Radiated emissions level is no more than noise floor.
2. The worst emission was found in the antenna is Horizontal position.

CA-7C 10M+20M CH-Middle, RB 1

Harmonic	Frequency (MHz)	SG (dBm)	Cable Loss (dB)	Gain (dBi)	Antenna Polarization	EIRP Level (dBm)	Limit (dBm)	Margin (dB)	Azimuth (deg)
2	5065.8	-61.76	2.00	9.15	Horizontal	-54.61	-25.0	29.61	180
3	7598.6	-59.63	2.50	11.35	Horizontal	-50.78	-25.0	25.78	45
4	10130.6	-54.88	4.20	12.05	Horizontal	-47.03	-25.0	22.03	135
5	12675.0	-54.46	5.20	12.85	Horizontal	-46.81	-25.0	21.81	270
6	15210.0	-54.62	5.50	14.23	Horizontal	-45.89	-25.0	20.89	45
7	17745.0	-52.11	5.70	14.15	Horizontal	-43.66	-25.0	18.66	0
8	20280.0	--	--	--	--	--	--	--	--
9	22815.0	--	--	--	--	--	--	--	--
10	25350.0	--	--	--	--	--	--	--	--

Note: 1.The other Spurious RF Radiated emissions level is no more than noise floor.
2. The worst emission was found in the antenna is Horizontal position.

This report shall not be reproduced except in full, without the written approval of TA Technology (Shanghai) Co., Ltd.

CA-7C 20M+10M CH-Middle, RB 1

Harmonic	Frequency (MHz)	SG (dBm)	Cable Loss (dB)	Gain (dBi)	Antenna Polarization	EIRP Level (dBm)	Limit (dBm)	Margin (dB)	Azimuth (deg)
2	5065.8	-63.43	2.00	10.15	Horizontal	-55.28	-25.0	30.28	45
3	7598.6	-60.24	2.50	11.35	Horizontal	-51.39	-25.0	26.39	135
4	10130.6	-55.59	4.20	12.05	Horizontal	-47.74	-25.0	22.74	90
5	12675.0	-56.29	5.20	14.85	Horizontal	-46.64	-25.0	21.64	180
6	15210.0	-53.37	5.50	13.23	Horizontal	-45.64	-25.0	20.64	270
7	17745.0	-50.79	5.70	12.15	Horizontal	-44.34	-25.0	19.34	0
8	20280.0	--	--	--	--	--	--	--	--
9	22815.0	--	--	--	--	--	--	--	--
10	25350.0	--	--	--	--	--	--	--	--

Note: 1.The other Spurious RF Radiated emissions level is no more than noise floor.
2. The worst emission was found in the antenna is Horizontal position.

CA-7C 15M+15M CH-Middle, RB 1

Harmonic	Frequency (MHz)	SG (dBm)	Cable Loss (dB)	Gain (dBi)	Antenna Polarization	EIRP Level (dBm)	Limit (dBm)	Margin (dB)	Azimuth (deg)
2	5065.8	-61.84	2.00	9.15	Horizontal	-54.69	-25.0	29.69	0
3	7598.6	-60.12	2.50	11.35	Horizontal	-51.27	-25.0	26.27	45
4	10130.6	-55.34	4.20	12.05	Horizontal	-47.49	-25.0	22.49	270
5	12675.0	-54.49	5.20	12.85	Horizontal	-46.84	-25.0	21.84	90
6	15210.0	-54.67	5.50	14.23	Horizontal	-45.94	-25.0	20.94	135
7	17745.0	-52.81	5.70	14.15	Horizontal	-44.36	-25.0	19.36	45
8	20280.0	--	--	--	--	--	--	--	--
9	22815.0	--	--	--	--	--	--	--	--
10	25350.0	--	--	--	--	--	--	--	--

Note: 1.The other Spurious RF Radiated emissions level is no more than noise floor.
2. The worst emission was found in the antenna is Horizontal position.

This report shall not be reproduced except in full, without the written approval of TA Technology (Shanghai) Co., Ltd.

CA-7C 20M+20M CH-Middle, RB 1

Harmonic	Frequency (MHz)	SG (dBm)	Cable Loss (dB)	Gain (dBi)	Antenna Polarization	EIRP Level (dBm)	Limit (dBm)	Margin (dB)	Azimuth (deg)
2	5065.8	-63.75	2.00	10.15	Horizontal	-55.60	-25.0	30.60	45
3	7598.6	-59.94	2.50	11.35	Horizontal	-51.09	-25.0	26.09	90
4	10130.6	-55.48	4.20	12.05	Horizontal	-47.63	-25.0	22.63	0
5	12675.0	-55.05	5.20	14.85	Horizontal	-45.40	-25.0	20.40	270
6	15210.0	-53.15	5.50	13.23	Horizontal	-45.42	-25.0	20.42	135
7	17745.0	-50.01	5.70	12.15	Horizontal	-43.56	-25.0	18.56	315
8	20280.0	--	--	--	--	--	--	--	--
9	22815.0	--	--	--	--	--	--	--	--
10	25350.0	--	--	--	--	--	--	--	--

Note: 1.The other Spurious RF Radiated emissions level is no more than noise floor.
2. The worst emission was found in the antenna is Horizontal position.

CA-12B 5M+5M CH-Middle, RB 1

Harmonic	Frequency (MHz)	SG (dBm)	Cable Loss (dB)	Gain (dBi)	Antenna Polarization	ERP Level (dBm)	Limit (dBm)	Margin (dB)	Azimuth (deg)
2	1415.0	-70.61	2.00	10.75	Horizontal	-64.01	-13.0	51.01	90
3	2122.5	-65.04	2.51	11.05	Horizontal	-58.65	-13.0	45.65	180
4	2830.0	-64.84	4.20	11.15	Horizontal	-60.04	-13.0	47.04	45
5	3537.5	-62.45	5.20	11.15	Horizontal	-58.65	-13.0	45.65	0
6	4245.0	-61.73	5.50	11.95	Horizontal	-57.43	-13.0	44.43	135
7	4952.5	-62.41	5.70	13.55	Horizontal	-56.71	-13.0	43.71	90
8	5660.0	-61.37	6.30	13.75	Horizontal	-56.07	-13.0	43.07	45
9	6367.5	-59.92	6.80	13.85	Horizontal	-55.02	-13.0	42.02	315
10	7075.0	-56.00	6.90	14.25	Horizontal	-50.80	-13.0	37.80	270

Note: 1.The other Spurious RF Radiated emissions level is no more than noise floor.
2. The worst emission was found in the antenna is Horizontal position.

This report shall not be reproduced except in full, without the written approval of TA Technology (Shanghai) Co., Ltd.

CA-12B 5M+10M CH-Middle, RB 1

Harmonic	Frequency (MHz)	SG (dBm)	Cable Loss (dB)	Gain (dBi)	Antenna Polarization	ERP Level (dBm)	Limit (dBm)	Margin (dB)	Azimuth (deg)
2	1415.0	-70.45	2.00	10.75	Horizontal	-63.85	-13.0	50.85	0
3	2122.5	-65.67	2.51	11.05	Horizontal	-59.28	-13.0	46.28	135
4	2830.0	-64.96	4.20	11.15	Horizontal	-60.16	-13.0	47.16	90
5	3537.5	-61.63	5.20	11.15	Horizontal	-57.83	-13.0	44.83	45
6	4245.0	-61.91	5.50	11.95	Horizontal	-57.61	-13.0	44.61	135
7	4952.5	-62.31	5.70	13.55	Horizontal	-56.61	-13.0	43.61	270
8	5660.0	-60.83	6.30	13.75	Horizontal	-55.53	-13.0	42.53	45
9	6367.5	-59.39	6.80	13.85	Horizontal	-54.49	-13.0	41.49	45
10	7075.0	-55.86	6.90	14.25	Horizontal	-50.66	-13.0	37.66	90

Note: 1.The other Spurious RF Radiated emissions level is no more than noise floor.
2. The worst emission was found in the antenna is Horizontal position.

CA-38C 15M+15M CH-Middle, RB 1

Harmonic	Frequency (MHz)	SG (dBm)	Cable Loss (dB)	Gain (dBi)	Antenna Polarization	EIRP Level (dBm)	Limit (dBm)	Margin (dB)	Azimuth (deg)
2	5185.0	-61.71	2.00	9.15	Horizontal	-54.56	-13.00	41.56	135
3	7785.0	-59.13	2.50	11.35	Horizontal	-50.28	-13.00	37.28	0
4	10380.0	-56.09	4.20	12.05	Horizontal	-48.24	-13.00	35.24	90
5	12975.0	-53.72	5.20	12.85	Horizontal	-46.07	-13.00	33.07	45
6	15570.0	-55.44	5.50	14.23	Horizontal	-46.71	-13.00	33.71	0
7	18165.0	/	/	/	/	/	/	/	/
8	20760.0	/	/	/	/	/	/	/	/
9	23355.0	/	/	/	/	/	/	/	/
10	25950.0	/	/	/	/	/	/	/	/

Note: 1.The other Spurious RF Radiated emissions level is no more than noise floor.
2. The worst emission was found in the antenna is Horizontal position.

This report shall not be reproduced except in full, without the written approval of TA Technology (Shanghai) Co., Ltd.

CA-38C 20M+20M CH-Middle, RB 1

Harmonic	Frequency (MHz)	SG (dBm)	Cable Loss (dB)	Gain (dBi)	Antenna Polarization	EIRP Level (dBm)	Limit (dBm)	Margin (dB)	Azimuth (deg)
2	5185.0	-63.01	2.00	10.15	Horizontal	-54.86	-13.00	41.86	180
3	7785.0	-59.41	2.50	11.35	Horizontal	-50.56	-13.00	37.56	135
4	10380.0	-57.06	4.20	12.05	Horizontal	-49.21	-13.00	36.21	270
5	12975.0	-55.60	5.20	14.85	Horizontal	-45.95	-13.00	32.95	90
6	15570.0	-53.82	5.50	13.23	Horizontal	-46.09	-13.00	33.09	45
7	18165.0	/	/	/	/	/	/	/	/
8	20760.0	/	/	/	/	/	/	/	/
9	23355.0	/	/	/	/	/	/	/	/
10	25950.0	/	/	/	/	/	/	/	/

Note: 1.The other Spurious RF Radiated emissions level is no more than noise floor.
2. The worst emission was found in the antenna is Horizontal position.

CA-41C 10M+20M CH-Middle, RB 1

Harmonic	Frequency (MHz)	SG (dBm)	Cable Loss (dB)	Gain (dBi)	Antenna Polarization	EIRP Level (dBm)	Limit (dBm)	Margin (dB)	Azimuth (deg)
2	5065.8	-63.16	2.00	9.15	Horizontal	-56.01	-25.0	31.01	45
3	7598.6	-59.64	2.50	11.35	Horizontal	-50.79	-25.0	25.79	45
4	10130.6	-56.26	4.20	12.05	Horizontal	-48.41	-25.0	23.41	270
5	12675.0	-53.42	5.20	12.85	Horizontal	-45.77	-25.0	20.77	90
6	15210.0	-54.38	5.50	14.23	Horizontal	-45.65	-25.0	20.65	0
7	17745.0	-51.51	5.70	14.15	Horizontal	-43.06	-25.0	18.06	135
8	20280.0	--	--	--	--	--	--	--	--
9	22815.0	--	--	--	--	--	--	--	--
10	25350.0	--	--	--	--	--	--	--	--

Note: 1.The other Spurious RF Radiated emissions level is no more than noise floor.
2. The worst emission was found in the antenna is Horizontal position.

This report shall not be reproduced except in full, without the written approval of TA Technology (Shanghai) Co., Ltd.

CA-41C 20M+10M CH-Middle, RB 1

Harmonic	Frequency (MHz)	SG (dBm)	Cable Loss (dB)	Gain (dBi)	Antenna Polarization	EIRP Level (dBm)	Limit (dBm)	Margin (dB)	Azimuth (deg)
2	5065.8	-62.83	2.00	9.15	Horizontal	-55.68	-25.0	30.68	45
3	7598.6	-59.50	2.50	11.35	Horizontal	-50.65	-25.0	25.65	45
4	10130.6	-55.91	4.20	12.05	Horizontal	-48.06	-25.0	23.06	135
5	12675.0	-54.01	5.20	12.85	Horizontal	-46.36	-25.0	21.36	180
6	15210.0	-55.10	5.50	14.23	Horizontal	-46.37	-25.0	21.37	90
7	17745.0	-51.93	5.70	14.15	Horizontal	-43.48	-25.0	18.48	270
8	20280.0	--	--	--	--	--	--	--	--
9	22815.0	--	--	--	--	--	--	--	--
10	25350.0	--	--	--	--	--	--	--	--

Note: 1.The other Spurious RF Radiated emissions level is no more than noise floor.
2. The worst emission was found in the antenna is Horizontal position.

CA-41C 15M+15M CH-Middle, RB 1

Harmonic	Frequency (MHz)	SG (dBm)	Cable Loss (dB)	Gain (dBi)	Antenna Polarization	EIRP Level (dBm)	Limit (dBm)	Margin (dB)	Azimuth (deg)
2	5065.8	-62.79	2.00	9.15	Horizontal	-55.64	-25.0	30.64	0
3	7598.6	-59.40	2.50	11.35	Horizontal	-50.55	-25.0	25.55	0
4	10130.6	-56.47	4.20	12.05	Horizontal	-48.62	-25.0	23.62	45
5	12675.0	-53.81	5.20	12.85	Horizontal	-46.16	-25.0	21.16	90
6	15210.0	-54.56	5.50	14.23	Horizontal	-45.83	-25.0	20.83	270
7	17745.0	-52.38	5.70	14.15	Horizontal	-43.93	-25.0	18.93	135
8	20280.0	--	--	--	--	--	--	--	--
9	22815.0	--	--	--	--	--	--	--	--
10	25350.0	--	--	--	--	--	--	--	--

Note: 1.The other Spurious RF Radiated emissions level is no more than noise floor.
2. The worst emission was found in the antenna is Horizontal position.

This report shall not be reproduced except in full, without the written approval of TA Technology (Shanghai) Co., Ltd.

CA-41C 20M+20M CH-Middle, RB 1

Harmonic	Frequency (MHz)	SG (dBm)	Cable Loss (dB)	Gain (dBi)	Antenna Polarization	EIRP Level (dBm)	Limit (dBm)	Margin (dB)	Azimuth (deg)
2	5065.8	-63.20	2.00	9.15	Horizontal	-56.05	-25.0	31.05	0
3	7598.6	-60.02	2.50	11.35	Horizontal	-51.17	-25.0	26.17	45
4	10130.6	-55.92	4.20	12.05	Horizontal	-48.07	-25.0	23.07	270
5	12675.0	-54.25	5.20	12.85	Horizontal	-46.60	-25.0	21.60	135
6	15210.0	-54.40	5.50	14.23	Horizontal	-45.67	-25.0	20.67	45
7	17745.0	-53.20	5.70	14.15	Horizontal	-44.75	-25.0	19.75	90
8	20280.0	--	--	--	--	--	--	--	--
9	22815.0	--	--	--	--	--	--	--	--
10	25350.0	--	--	--	--	--	--	--	--

Note: 1.The other Spurious RF Radiated emissions level is no more than noise floor.
2. The worst emission was found in the antenna is Horizontal position.

This report shall not be reproduced except in full, without the written approval of TA Technology (Shanghai) Co., Ltd.

MAS Antenna

LTE Band 4 QPSK 1.4MHz CH-Middle, RB 1

Harmonic	Frequency (MHz)	SG (dBm)	Cable Loss (dB)	Gain (dBi)	Antenna Polarization	EIRP Level (dBm)	Limit (dBm)	Margin (dB)	Azimuth (deg)
2	3464.3	-56.14	2.6	10.75	Horizontal	-47.99	-13.00	34.99	225
3	5197.5	-61.64	2.4	11.05	Horizontal	-52.99	-13.00	39.99	90
4	6930.0	-58.69	4.5	11.15	Horizontal	-52.04	-13.00	39.04	315
5	8662.5	-56.01	5.1	11.35	Horizontal	-49.76	-13.00	36.76	135
6	10395.0	-53.58	5.3	11.95	Horizontal	-46.93	-13.00	33.93	135
7	12127.5	-53.89	5.5	13.55	Horizontal	-45.84	-13.00	32.84	45
8	13860.0	-51.70	6.3	13.75	Horizontal	-44.25	-13.00	31.25	270
9	15592.5	-53.33	6.7	13.85	Horizontal	-46.18	-13.00	33.18	180
10	17325.0	-49.94	6.8	14.25	Horizontal	-42.49	-13.00	29.49	0
Note: 1.The other Spurious RF Radiated emissions level is no more than noise floor. 2. The worst emission was found in the antenna is Horizontal position.									

LTE Band 4 QPSK 5MHz CH-Middle, RB 1

Harmonic	Frequency (MHz)	SG (dBm)	Cable Loss (dB)	Gain (dBi)	Antenna Polarization	EIRP Level (dBm)	Limit (dBm)	Margin (dB)	Azimuth (deg)
2	3460.5	-55.74	2.6	10.75	Horizontal	-47.59	-13.00	34.59	180
3	5191.5	-63.41	2.4	11.05	Horizontal	-54.76	-13.00	41.76	315
4	6930.0	-58.66	4.5	11.15	Horizontal	-52.01	-13.00	39.01	90
5	8662.5	-56.60	5.1	11.35	Horizontal	-50.35	-13.00	37.35	225
6	10395.0	-53.43	5.3	11.95	Horizontal	-46.78	-13.00	33.78	45
7	12127.5	-54.78	5.5	13.55	Horizontal	-46.73	-13.00	33.73	135
8	13860.0	-52.07	6.3	13.75	Horizontal	-44.62	-13.00	31.62	90
9	15592.5	-53.89	6.7	13.85	Horizontal	-46.74	-13.00	33.74	0
10	17325.0	-49.96	6.8	14.25	Horizontal	-42.51	-13.00	29.51	45
Note: 1.The other Spurious RF Radiated emissions level is no more than noise floor. 2. The worst emission was found in the antenna is Horizontal position.									

This report shall not be reproduced except in full, without the written approval of TA Technology (Shanghai) Co., Ltd.

LTE Band 4 QPSK 20MHz CH-Middle, RB 1

Harmonic	Frequency (MHz)	SG (dBm)	Cable Loss (dB)	Gain (dBi)	Antenna Polarization	EIRP Level (dBm)	Limit (dBm)	Margin (dB)	Azimuth (deg)
2	3465.0	-55.45	2.6	10.75	Horizontal	-47.30	-13.00	34.30	180
3	5170.9	-63.16	2.4	11.05	Horizontal	-54.51	-13.00	41.51	315
4	6930.0	-58.53	4.5	11.15	Horizontal	-51.88	-13.00	38.88	135
5	8662.5	-56.70	5.1	11.35	Horizontal	-50.45	-13.00	37.45	225
6	10395.0	-53.93	5.3	11.95	Horizontal	-47.28	-13.00	34.28	45
7	12127.5	-53.66	5.5	13.55	Horizontal	-45.61	-13.00	32.61	90
8	13860.0	-51.15	6.3	13.75	Horizontal	-43.70	-13.00	30.70	180
9	15592.5	-53.24	6.7	13.85	Horizontal	-46.09	-13.00	33.09	135
10	17325.0	-49.78	6.8	14.25	Horizontal	-42.33	-13.00	29.33	180

Note: 1.The other Spurious RF Radiated emissions level is no more than noise floor.
2. The worst emission was found in the antenna is Horizontal position.

LTE Band 7 QPSK 5MHz CH-Middle, RB 1

Harmonic	Frequency (MHz)	SG (dBm)	Cable Loss (dB)	Gain (dBi)	Antenna Polarization	EIRP Level (dBm)	Limit (dBm)	Margin (dB)	Azimuth (deg)
2	5065.8	-60.79	2.00	9.15	Horizontal	-53.64	-25.00	28.64	270
3	7598.6	-58.74	2.50	11.35	Horizontal	-49.89	-25.00	24.89	180
4	10130.6	-54.40	4.20	12.05	Horizontal	-46.55	-25.00	21.55	45
5	12675.0	-54.57	5.20	12.85	Horizontal	-46.92	-25.00	21.92	135
6	15210.0	-54.42	5.50	14.23	Horizontal	-45.69	-25.00	20.69	315
7	17745.0	-51.24	5.70	14.15	Horizontal	-42.79	-25.00	17.79	90
8	20280.0	--	--	--	--	--	--	--	--
9	22815.0	--	--	--	--	--	--	--	--
10	25350.0	--	--	--	--	--	--	--	--

Note: 1.The other Spurious RF Radiated emissions level is no more than noise floor.
2. The worst emission was found in the antenna is Horizontal position.

This report shall not be reproduced except in full, without the written approval of TA Technology (Shanghai) Co., Ltd.

LTE Band 7 QPSK 20MHz CH-Middle, RB 1

Harmonic	Frequency (MHz)	SG (dBm)	Cable Loss (dB)	Gain (dBi)	Antenna Polarization	EIRP Level (dBm)	Limit (dBm)	Margin (dB)	Azimuth (deg)
2	5052.4	-61.80	2.00	10.15	Horizontal	-53.65	-25.00	28.65	180
3	7605.0	-59.61	2.50	11.35	Horizontal	-50.76	-25.00	25.76	315
4	10140.0	-54.91	4.20	12.05	Horizontal	-47.06	-25.00	22.06	45
5	12675.0	-55.47	5.20	14.85	Horizontal	-45.82	-25.00	20.82	225
6	15210.0	-53.99	5.50	13.23	Horizontal	-46.26	-25.00	21.26	180
7	17745.0	-48.98	5.70	12.15	Horizontal	-42.53	-25.00	17.53	0
8	20280.0	--	--	--	--	--	--	--	--
9	22815.0	--	--	--	--	--	--	--	--
10	25350.0	--	--	--	--	--	--	--	--

Note: 1.The other Spurious RF Radiated emissions level is no more than noise floor.
2. The worst emission was found in the antenna is Horizontal position.

LTE Band 38 QPSK 5MHz CH-Middle, RB 1

Harmonic	Frequency (MHz)	SG (dBm)	Cable Loss (dB)	Gain (dBi)	Antenna Polarization	EIRP Level (dBm)	Limit (dBm)	Margin (dB)	Azimuth (deg)
2	5185.0	-60.14	2.00	9.15	Horizontal	-52.99	-13.00	39.99	180
3	7785.0	-59.10	2.50	11.35	Horizontal	-50.25	-13.00	37.25	315
4	10380.0	-55.33	4.20	12.05	Horizontal	-47.48	-13.00	34.48	90
5	12975.0	-54.00	5.20	12.85	Horizontal	-46.35	-13.00	33.35	315
6	15570.0	-54.70	5.50	14.23	Horizontal	-45.97	-13.00	32.97	45
7	18165.0	/	/	/	/	/	/	/	/
8	20760.0	/	/	/	/	/	/	/	/
9	23355.0	/	/	/	/	/	/	/	/
10	25950.0	/	/	/	/	/	/	/	/

Note: 1.The other Spurious RF Radiated emissions level is no more than noise floor.
2. The worst emission was found in the antenna is Horizontal position.

This report shall not be reproduced except in full, without the written approval of TA Technology (Shanghai) Co., Ltd.

LTE Band 38 QPSK 20MHz CH-Middle, RB 1

Harmonic	Frequency (MHz)	SG (dBm)	Cable Loss (dB)	Gain (dBi)	Antenna Polarization	EIRP Level (dBm)	Limit (dBm)	Margin (dB)	Azimuth (deg)
2	5172.0	-62.32	2.00	10.15	Horizontal	-54.17	-13.00	41.17	45
3	7785.0	-59.05	2.50	11.35	Horizontal	-50.20	-13.00	37.20	180
4	10380.0	-54.88	4.20	12.05	Horizontal	-47.03	-13.00	34.03	315
5	12975.0	-55.17	5.20	14.85	Horizontal	-45.52	-13.00	32.52	135
6	15570.0	-52.91	5.50	13.23	Horizontal	-45.18	-13.00	32.18	225
7	18165.0	/	/	/	/	/	/	/	/
8	20760.0	/	/	/	/	/	/	/	/
9	23355.0	/	/	/	/	/	/	/	/
10	25950.0	/	/	/	/	/	/	/	/

Note: 1.The other Spurious RF Radiated emissions level is no more than noise floor.
2. The worst emission was found in the antenna is Horizontal position.

LTE Band 41 QPSK 5MHz CH-Middle, RB 1

Harmonic	Frequency (MHz)	SG (dBm)	Cable Loss (dB)	Gain (dBi)	Antenna Polarization	EIRP Level (dBm)	Limit (dBm)	Margin (dB)	Azimuth (deg)
2	5186.0	-62.35	2.00	9.15	Horizontal	-55.20	-25.00	30.20	135
3	7779.0	-61.32	2.50	11.35	Horizontal	-52.47	-25.00	27.47	180
4	10372.0	-56.82	4.20	12.05	Horizontal	-48.97	-25.00	23.97	315
5	12965.0	-54.13	5.20	12.85	Horizontal	-46.48	-25.00	21.48	225
6	15558.0	-53.37	5.50	14.23	Horizontal	-44.64	-25.00	19.64	45
7	18151.0	-51.65	5.70	14.15	Horizontal	-43.20	-25.00	18.20	90
8	20744.0	--	--	--	--	--	--	--	--
9	23337.0	--	--	--	--	--	--	--	--
10	25930.0	--	--	--	--	--	--	--	--

Note: 1.The other Spurious RF Radiated emissions level is no more than noise floor.
2. The worst emission was found in the antenna is Horizontal position.

This report shall not be reproduced except in full, without the written approval of TA Technology (Shanghai) Co., Ltd.

LTE Band 41 QPSK 20MHz CH-Middle, RB 1

Harmonic	Frequency (MHz)	SG (dBm)	Cable Loss (dB)	Gain (dBi)	Antenna Polarization	EIRP Level (dBm)	Limit (dBm)	Margin (dB)	Azimuth (deg)
2	5186.0	-62.68	2.00	10.15	Horizontal	-54.53	-25.00	29.53	45
3	7779.0	-59.00	2.50	11.35	Horizontal	-50.15	-25.00	25.15	180
4	10372.0	-52.85	4.20	12.05	Horizontal	-45.00	-25.00	20.00	225
5	12965.0	-55.55	5.20	14.85	Horizontal	-45.90	-25.00	20.90	135
6	15558.0	-54.32	5.50	13.23	Horizontal	-46.59	-25.00	21.59	315
7	18151.0	--	--	--	--	--	--	--	--
8	20744.0	--	--	--	--	--	--	--	--
9	23337.0	--	--	--	--	--	--	--	--
10	25930.0	--	--	--	--	--	--	--	--

Note: 1.The other Spurious RF Radiated emissions level is no more than noise floor.
2. The worst emission was found in the antenna is Horizontal position.

This report shall not be reproduced except in full, without the written approval of TA Technology (Shanghai) Co., Ltd.

6 Main Test Instruments

Name	Manufacturer	Type	Serial Number	Calibration Date	Expiration Date
Base Station Simulator	R&S	CMW500	113824	2019-05-19	2020-05-18
Power Splitter	Hua Xiang	SHX-GF2-2-13	10120101	/	/
Spectrum Analyzer	Key sight	N9010A	MY50210259	2019-05-19	2020-05-18
Signal Analyzer	R&S	FSV30	100815	2018-12-16	2019-12-15
Loop Antenna	SCHWARZBECK	FMZB1519	1519-047	2017-09-26	2019-09-25
Trilog Antenna	SCHWARZBECK	VUBL 9163	9163-201	2017-11-18	2019-11-17
Horn Antenna	R&S	HF907	100126	2018-07-07	2020-07-06
Horn Antenna	ETS-Lindgren	3160-09	00102643	2018-06-20	2020-06-19
Horn Antenna	STEATITE	QSH-SL-26-40-K-15	16779	2017-07-20	2019-07-19
Signal generator	R&S	SMB 100A	102594	2019-05-19	2020-05-18
Climatic Chamber	ESPEC	SU-242	93000506	2017-12-17	2020-12-16
Preampflier	R&S	SCU18	102327	2019-05-19	2020-05-18
MOB COMMS DC SUPPLY	Keysight	66319D	MY43004105	2019-05-19	2020-05-18
RF Cable	Agilent	SMA 15cm	0001	2019-06-14	2019-09-13
Software	R&S	EMC32	9.26.0	/	/

*******END OF REPORT *******

This report shall not be reproduced except in full, without the written approval of TA Technology (Shanghai) Co., Ltd.