Appendix B. DASY Measurement Results

Table of contents
GSM850 Head
GSM850 Body
GSM1900 Head
GSM1900 Body
UMTS Band II Head
UMTS Band II Body
UMTS Band IV Head
UMTS Band IV Body
UMTS Band V Head
UMTS Band V Body
LTE Band 2 Head
LTE Band 2 Body
LTE Band 4 Head
LTE Band 4 Body
LTE Band 5 Head
LTE Band 5 Body
LTE Band 7 Head
LTE Band 7 Body
LTE Band 12 Head
LTE Band 12 Body
LTE Band 26 Head
LTE Band 26 Body
LTE Band 38 Head
LTE Band 38 Body
LTE Band 41 Head
LTE Band 41 Body
WiFi 2.4G Head
WiFi 2.4G Body
WiFi 5G Head
WiFi 5G Body
BT Head
BT Body

Date: 2018-8-7

Test Laboratory: HUAWEI SAR/HAC Lab

LYA-L29 GSM850 190CH Left Cheek with Battery2-Second Antenna

DUT: LYA-L29; Type: Smart Phone; Serial: SAR2

Communication System: UID 0, HW-GSM\GPRS\EGPRS-1TS (0); Frequency: 836.6 MHz;Duty Cycle: 1:8.30042
Medium parameters used: f = 837 MHz; σ = 0.891 S/m; ε_r = 41.329; ρ = 1000 kg/m^3
Phantom section: Left Section

DASY Configuration:

- Probe: EX3DV4 - SN7489; ConvF(10.39, 10.39, 10.39) @ 836.6 MHz; Calibrated: 2018-1-9
- Sensor-Surface: 1.4mm (Mechanical Surface Detection), z = 1.0, 31.0
- Electronics: DAE4 Sn852; Calibrated: 2018-4-23
- Phantom: SAM3; Type: SAM; Serial: 1597
- DASY52 52.10.1(1476); SEMCAD X 14.6.11(7439)

Configuration/Head/Area Scan (9x14x1): Measurement grid: dx=15mm, dy=15mm
Maximum value of SAR (measured) = 0.360 W/kg

Configuration/Head/Zoom Scan (5x5x7)/Cube 0: Measurement grid: dx=8mm, dy=8mm, dz=5mm
Reference Value = 19.85 V/m; Power Drift = -0.10 dB
Peak SAR (extrapolated) = 0.664 W/kg
SAR(1 g) = 0.316 W/kg; SAR(10 g) = 0.172 W/kg
Maximum value of SAR (measured) = 0.546 W/kg



0 dB = 0.360 W/kg = -4.44 dBW/kg

Date: 2018-8-2

Test Laboratory: HUAWEI SAR/HAC Lab

LYA-L29 GSM850 251CH Right Cheek with Battery2-Main Antenna

DUT: LYA-L29; Type: Smart Phone; Serial: SAR2

Communication System: UID 0, HW-GSM\GPRS\EGPRS-1TS (0); Frequency: 848.8 MHz;Duty Cycle: 1:8.30042
Medium parameters used: f = 849 MHz; σ = 0.874 S/m; ε_r = 42.663; ρ = 1000 kg/m^3
Phantom section: Right Section

DASY Configuration:

- Probe: EX3DV4 - SN7489; ConvF(10.39, 10.39, 10.39) @ 848.8 MHz; Calibrated: 2018-1-9
- Sensor-Surface: 1.4mm (Mechanical Surface Detection), z = 1.0, 31.0
- Electronics: DAE4 Sn852; Calibrated: 2018-4-23
- Phantom: SAM3; Type: SAM; Serial: 1597
- DASY52 52.10.1(1476); SEMCAD X 14.6.11(7439)

Configuration/Head/Area Scan (9x14x1): Measurement grid: dx=15mm, dy=15mm
Maximum value of SAR (measured) = 0.220 W/kg

Configuration/Head/Zoom Scan (5x5x7)/Cube 0: Measurement grid: dx=8mm, dy=8mm, dz=5mm
Reference Value = 17.07 V/m; Power Drift = -0.11 dB
Peak SAR (extrapolated) = 0.242 W/kg
SAR(1 g) = 0.197 W/kg; SAR(10 g) = 0.155 W/kg
Maximum value of SAR (measured) = 0.227 W/kg



0 dB = 0.220 W/kg = -6.58 dBW/kg

Date: 2018-8-7

Test Laboratory: HUAWEI SAR/HAC Lab

LYA-L29 GSM850 190CH Back Side 15mm-Second Antenna

DUT: LYA-L29; Type: Smart Phone; Serial: SAR2

Communication System: UID 0, HW-GSM\GPRS\EGPRS-1TS (0); Frequency: 836.6 MHz;Duty Cycle: 1:8.30042
Medium parameters used: f = 837 MHz; σ = 0.947 S/m; ε_r = 56.315; ρ = 1000 kg/m^3
Phantom section: Flat Section

DASY Configuration:

- Probe: EX3DV4 - SN7489; ConvF(10.8, 10.8, 10.8) @ 836.6 MHz; Calibrated: 2018-1-9
- Sensor-Surface: 1.4mm (Mechanical Surface Detection), z = 1.0, 31.0
- Electronics: DAE4 Sn852; Calibrated: 2018-4-23
- Phantom: SAM4; Type: SAM; Serial: 1620
- DASY52 52.10.1(1476); SEMCAD X 14.6.11(7439)

Configuration/Body/Area Scan (9x14x1): Measurement grid: dx=15mm, dy=15mm
Maximum value of SAR (measured) = 0.0555 W/kg

Configuration/Body/Zoom Scan (6x6x7)/Cube 0: Measurement grid: dx=8mm, dy=8mm, dz=5mm
Reference Value = 6.452 V/m; Power Drift = -0.14 dB
Peak SAR (extrapolated) = 0.0630 W/kg
SAR(1 g) = 0.045 W/kg; SAR(10 g) = 0.032 W/kg
Maximum value of SAR (measured) = 0.0544 W/kg

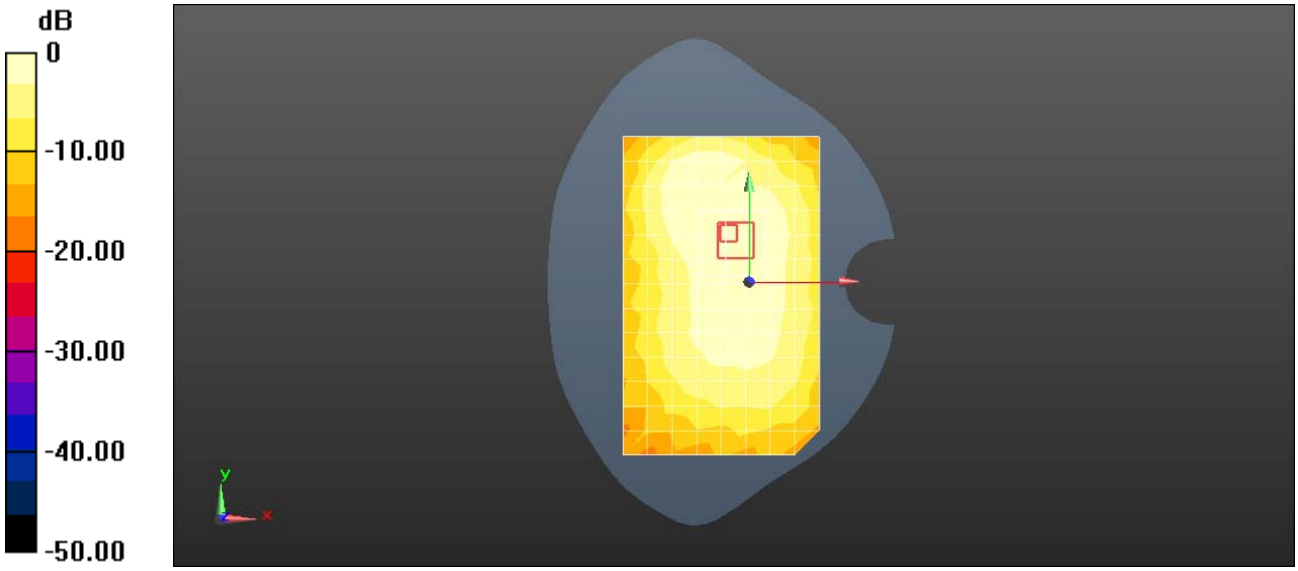

0 dB = 0.0555 W/kg = -12.56 dBW/kg

Date: 2018-8-7

Test Laboratory: HUAWEI SAR/HAC Lab

LYA-L29 GSM850 190CH Back Side 15mm-Main Antenna

DUT: LYA-L29; Type: Smart Phone; Serial: SAR2

Communication System: UID 0, HW-GSM\GPRS\EGPRS-1TS (0); Frequency: 836.6 MHz;Duty Cycle: 1:8.30042
Medium parameters used: f = 837 MHz; σ = 0.947 S/m; ε_r = 56.315; ρ = 1000 kg/m^3
Phantom section: Flat Section

DASY Configuration:

- Probe: EX3DV4 - SN7489; ConvF(10.8, 10.8, 10.8) @ 836.6 MHz; Calibrated: 2018-1-9
- Sensor-Surface: 1.4mm (Mechanical Surface Detection), z = 1.0, 31.0
- Electronics: DAE4 Sn852; Calibrated: 2018-4-23
- Phantom: SAM4; Type: SAM; Serial: 1620
- DASY52 52.10.1(1476); SEMCAD X 14.6.11(7439)

Configuration/Body/Area Scan (9x14x1): Measurement grid: dx=15mm, dy=15mm
Maximum value of SAR (measured) = 0.255 W/kg

Configuration/Body/Zoom Scan (5x5x7)/Cube 0: Measurement grid: dx=8mm, dy=8mm, dz=5mm
Reference Value = 14.72 V/m; Power Drift = -0.15 dB
Peak SAR (extrapolated) = 0.275 W/kg
SAR(1 g) = 0.209 W/kg; SAR(10 g) = 0.155 W/kg
Maximum value of SAR (measured) = 0.253 W/kg

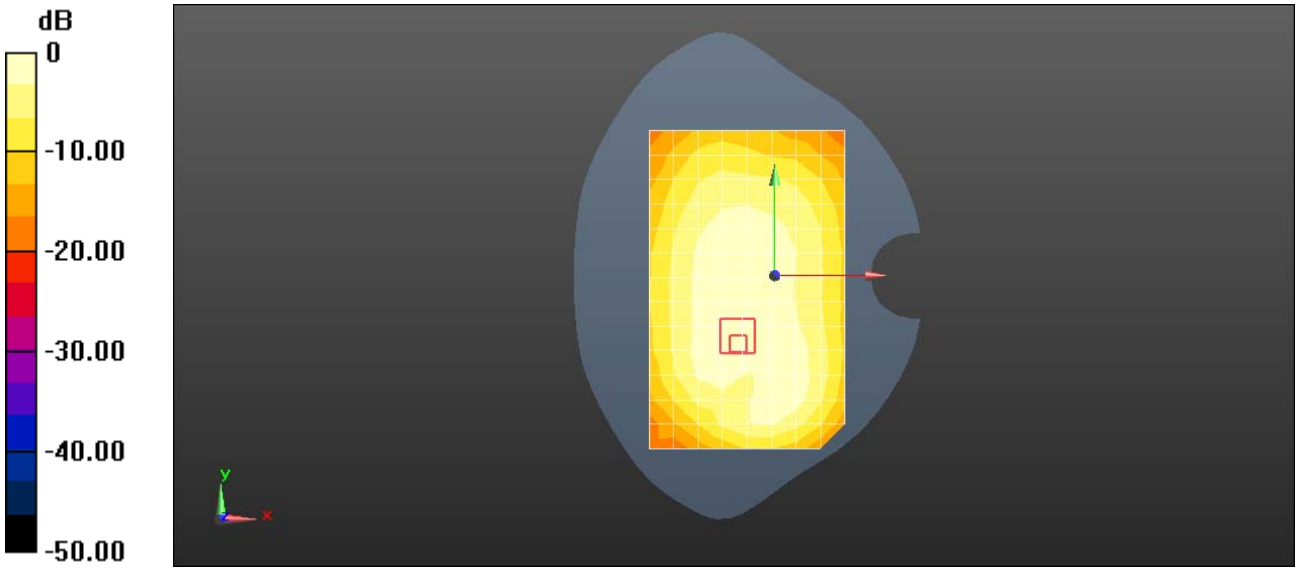

0 dB = 0.255 W/kg = -5.93 dBW/kg

Date: 2018-8-7

Test Laboratory: HUAWEI SAR/HAC Lab

LYA-L29 GSM850 GPRS 2TS 190CH Front Side 10mm-Second Antenna

DUT: LYA-L29; Type: Smart Phone; Serial: SAR2

Communication System: UID 0, HW-GSM\GPRS\EGPRS-2TS (0); Frequency: 836.6 MHz;Duty Cycle: 1:4.10015
Medium parameters used: f = 837 MHz; σ = 0.947 S/m; ε_r = 56.315; ρ = 1000 kg/m^3
Phantom section: Flat Section

DASY Configuration:

- Probe: EX3DV4 - SN7489; ConvF(10.8, 10.8, 10.8) @ 836.6 MHz; Calibrated: 2018-1-9
- Sensor-Surface: 1.4mm (Mechanical Surface Detection), z = 1.0, 31.0
- Electronics: DAE4 Sn852; Calibrated: 2018-4-23
- Phantom: SAM4; Type: SAM; Serial: 1620
- DASY52 52.10.1(1476); SEMCAD X 14.6.11(7439)

Configuration/Body/Area Scan (9x14x1): Measurement grid: dx=15mm, dy=15mm
Maximum value of SAR (measured) = 0.118 W/kg

Configuration/Body/Zoom Scan (5x5x7)/Cube 0: Measurement grid: dx=8mm, dy=8mm, dz=5mm
Reference Value = 7.476 V/m; Power Drift = -0.18 dB
Peak SAR (extrapolated) = 0.150 W/kg
SAR(1 g) = 0.087 W/kg; SAR(10 g) = 0.051 W/kg
Maximum value of SAR (measured) = 0.126 W/kg

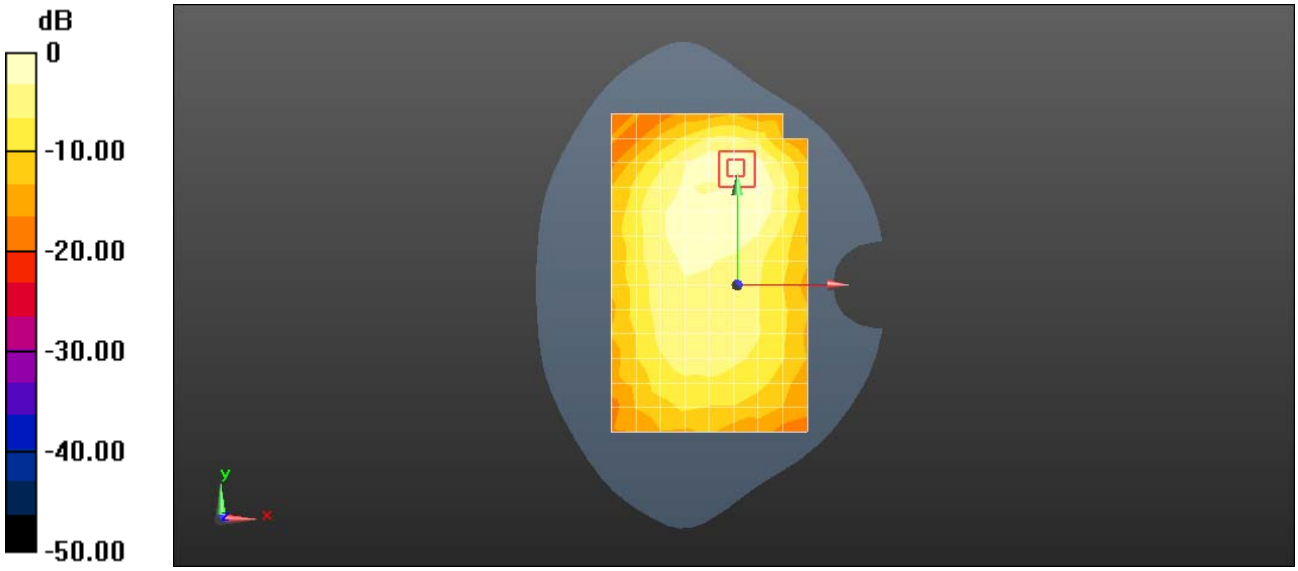

0 dB = 0.118 W/kg = -9.28 dBW/kg

Date: 2018-8-7

Test Laboratory: HUAWEI SAR/HAC Lab

LYA-L29 GSM850 GPRS 2TS 190CH Back Side 10mm with Battery2-Main Antenna

DUT: LYA-L29; Type: Smart Phone; Serial: SAR2

Communication System: UID 0, HW-GSM\GPRS\EGPRS-2TS (0); Frequency: 836.6 MHz;Duty Cycle: 1:4.10015
Medium parameters used: f = 837 MHz; σ = 0.947 S/m; ε_r = 56.315; ρ = 1000 kg/m^3
Phantom section: Flat Section

DASY Configuration:

- Probe: EX3DV4 - SN7489; ConvF(10.8, 10.8, 10.8) @ 836.6 MHz; Calibrated: 2018-1-9
- Sensor-Surface: 1.4mm (Mechanical Surface Detection), z = 1.0, 31.0
- Electronics: DAE4 Sn852; Calibrated: 2018-4-23
- Phantom: SAM4; Type: SAM; Serial: 1620
- DASY52 52.10.1(1476); SEMCAD X 14.6.11(7439)

Configuration/Body/Area Scan (9x14x1): Measurement grid: dx=15mm, dy=15mm
Maximum value of SAR (measured) = 0.486 W/kg

Configuration/Body/Zoom Scan (5x5x7)/Cube 0: Measurement grid: dx=8mm, dy=8mm, dz=5mm
Reference Value = 18.59 V/m; Power Drift = 0.06 dB
Peak SAR (extrapolated) = 0.667 W/kg
SAR(1 g) = 0.403 W/kg; SAR(10 g) = 0.245 W/kg
Maximum value of SAR (measured) = 0.568 W/kg

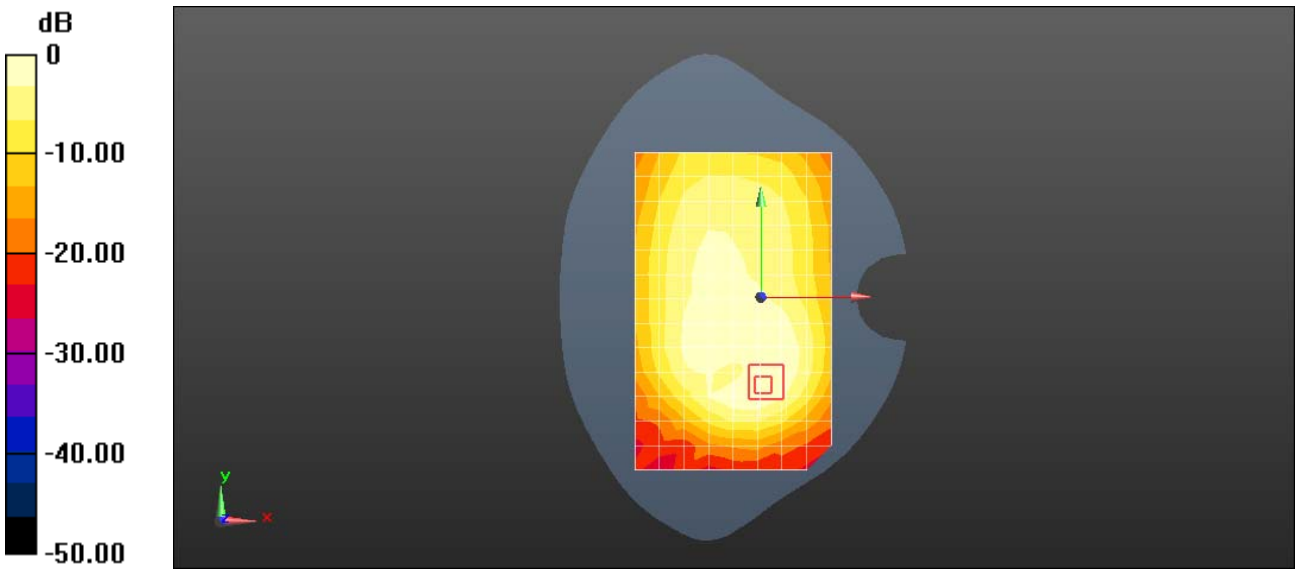

0 dB = 0.486 W/kg = -3.13 dBW/kg

Date: 2018-8-3

Test Laboratory: HUAWEI SAR/HAC Lab

LYA-L29 GSM1900 661CH Right Tilt with Baterry2-Second Antenna

DUT: LYA-L29; Type: Smart Phone; Serial: SAR1

Communication System: UID 0, HW-GSM\GPRS\EGPRS-1TS (0); Frequency: 1880 MHz;Duty Cycle: 1:8.30042
Medium parameters used: f = 1880 MHz; σ = 1.382 S/m; ε_r = 39.305; ρ = 1000 kg/m^3
Phantom section: Right Section

DASY Configuration:

- Probe: EX3DV4 - SN3736; ConvF(7.85, 7.85, 7.85) @ 1880 MHz; Calibrated: 2018-4-27
- Sensor-Surface: 1.4mm (Mechanical Surface Detection), z = 1.0, 31.0
- Electronics: DAE3 Sn393; Calibrated: 2017-8-10
- Phantom: SAM1; Type: SAM; Serial: 1475
- DASY52 52.10.1(1476); SEMCAD X 14.6.11(7439)

Configuration/Head/Area Scan (9x14x1): Measurement grid: dx=15mm, dy=15mm
Maximum value of SAR (measured) = 0.279 W/kg

Configuration/Head/Zoom Scan (5x5x7)/Cube 0: Measurement grid: dx=8mm, dy=8mm, dz=5mm
Reference Value = 11.94 V/m; Power Drift = -0.07 dB
Peak SAR (extrapolated) = 0.574 W/kg
SAR(1 g) = 0.265 W/kg; SAR(10 g) = 0.117 W/kg
Maximum value of SAR (measured) = 0.429 W/kg

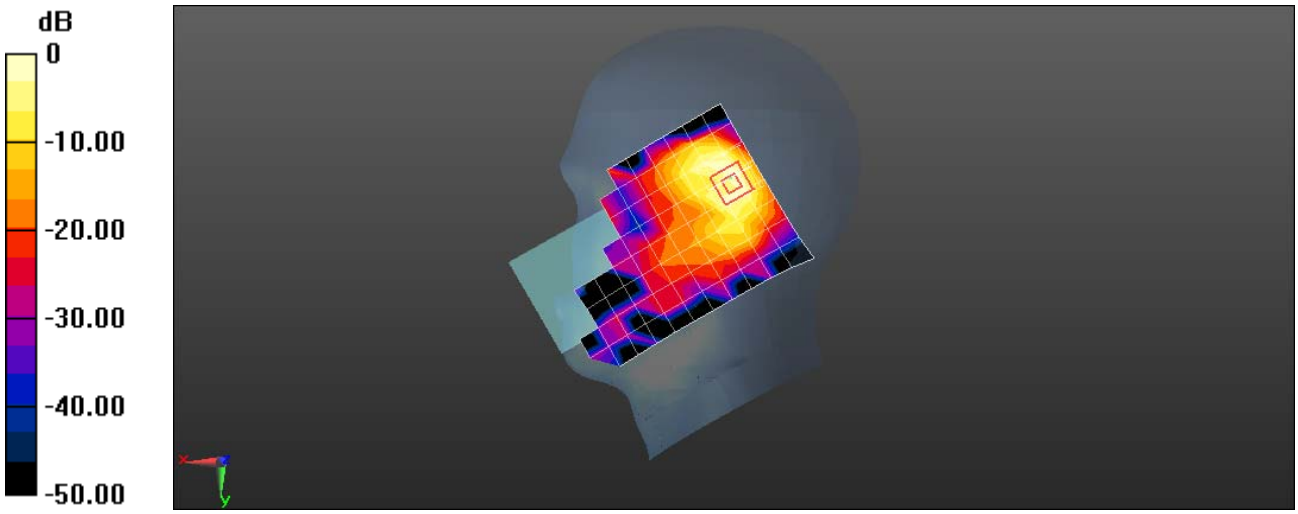

0 dB = 0.279 W/kg = -5.54 dBW/kg

Date: 2018-8-3

Test Laboratory: HUAWEI SAR/HAC Lab

LYA-L29 GSM1900 661CH Left Cheek with Battery2-Main Antenna

DUT: LYA-L29; Type: Smart Phone; Serial: SAR1

Communication System: UID 0, HW-GSM\GPRS\EGPRS-1TS (0); Frequency: 1880 MHz;Duty Cycle: 1:8.30042
Medium parameters used: f = 1880 MHz; σ = 1.382 S/m; ε_r = 39.305; ρ = 1000 kg/m^3
Phantom section: Left Section

DASY Configuration:

- Probe: EX3DV4 - SN3736; ConvF(7.85, 7.85, 7.85) @ 1880 MHz; Calibrated: 2018-4-27
- Sensor-Surface: 1.4mm (Mechanical Surface Detection), z = 1.0, 31.0
- Electronics: DAE3 Sn393; Calibrated: 2017-8-10
- Phantom: SAM1; Type: SAM; Serial: 1475
- DASY52 52.10.1(1476); SEMCAD X 14.6.11(7439)

Configuration/Head/Area Scan (9x14x1): Measurement grid: dx=15mm, dy=15mm
Maximum value of SAR (measured) = 0.0885 W/kg

Configuration/Head/Zoom Scan (6x6x7)/Cube 0: Measurement grid: dx=8mm, dy=8mm, dz=5mm
Reference Value = 7.649 V/m; Power Drift = 0.17 dB
Peak SAR (extrapolated) = 0.108 W/kg
SAR(1 g) = 0.069 W/kg; SAR(10 g) = 0.044 W/kg
Maximum value of SAR (measured) = 0.0925 W/kg

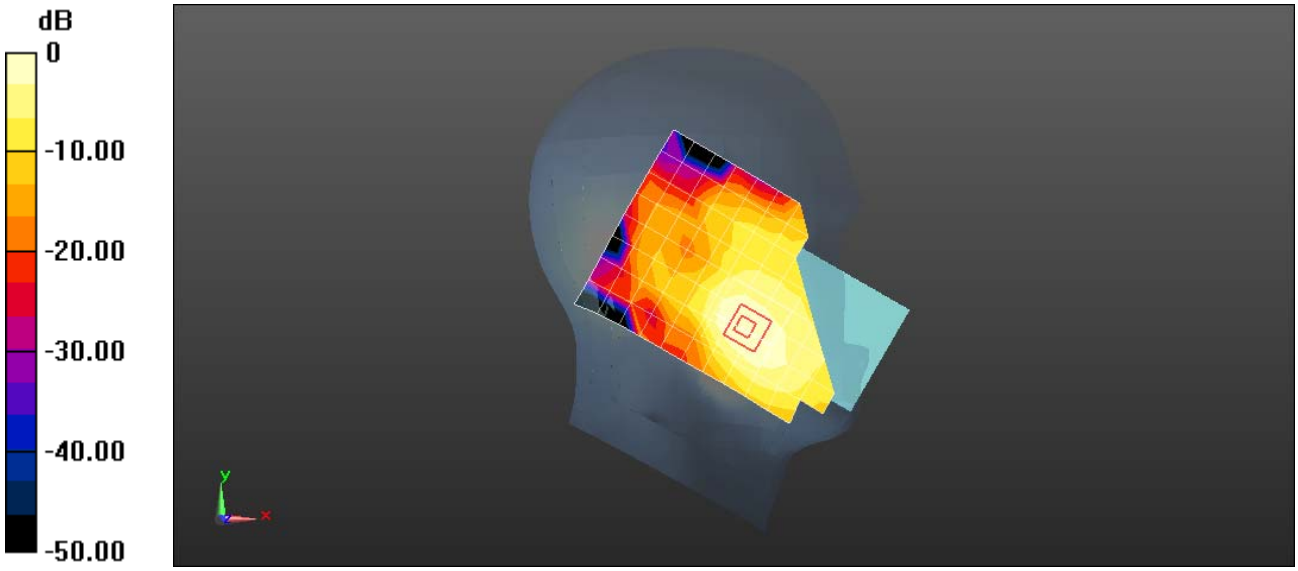

0 dB = 0.0885 W/kg = -10.53 dBW/kg

Date: 2018-8-11

Test Laboratory: HUAWEI SAR/HAC Lab

LYA-L29 GSM1900 661CH Front Side 15mm with Battery2-Second Antenna

DUT: LYA-L29; Type: Smart Phone; Serial: SAR1

Communication System: UID 0, HW-GSM\GPRS\EGPRS-1TS (0); Frequency: 1880 MHz;Duty Cycle: 1:8.30042
Medium parameters used: f = 1880 MHz; σ = 1.56 S/m; ε_r = 53.652; ρ = 1000 kg/m^3
Phantom section: Flat Section

DASY Configuration:

- Probe: EX3DV4 - SN3736; ConvF(7.52, 7.52, 7.52) @ 1880 MHz; Calibrated: 2018-4-27
- Sensor-Surface: 1.4mm (Mechanical Surface Detection), z = 1.0, 31.0
- Electronics: DAE3 Sn360; Calibrated: 2017-11-2
- Phantom: SAM2; Type: SAM; Serial: 1474
- DASY52 52.10.1(1476); SEMCAD X 14.6.11(7439)

Configuration/Body/Area Scan (9x14x1): Measurement grid: dx=15mm, dy=15mm
Maximum value of SAR (measured) = 0.0452 W/kg

Configuration/Body/Zoom Scan (5x5x7)/Cube 0: Measurement grid: dx=8mm, dy=8mm, dz=5mm
Reference Value = 1.859 V/m; Power Drift = 0.19 dB
Peak SAR (extrapolated) = 0.0550 W/kg
SAR(1 g) = 0.031 W/kg; SAR(10 g) = 0.017 W/kg
Maximum value of SAR (measured) = 0.0460 W/kg

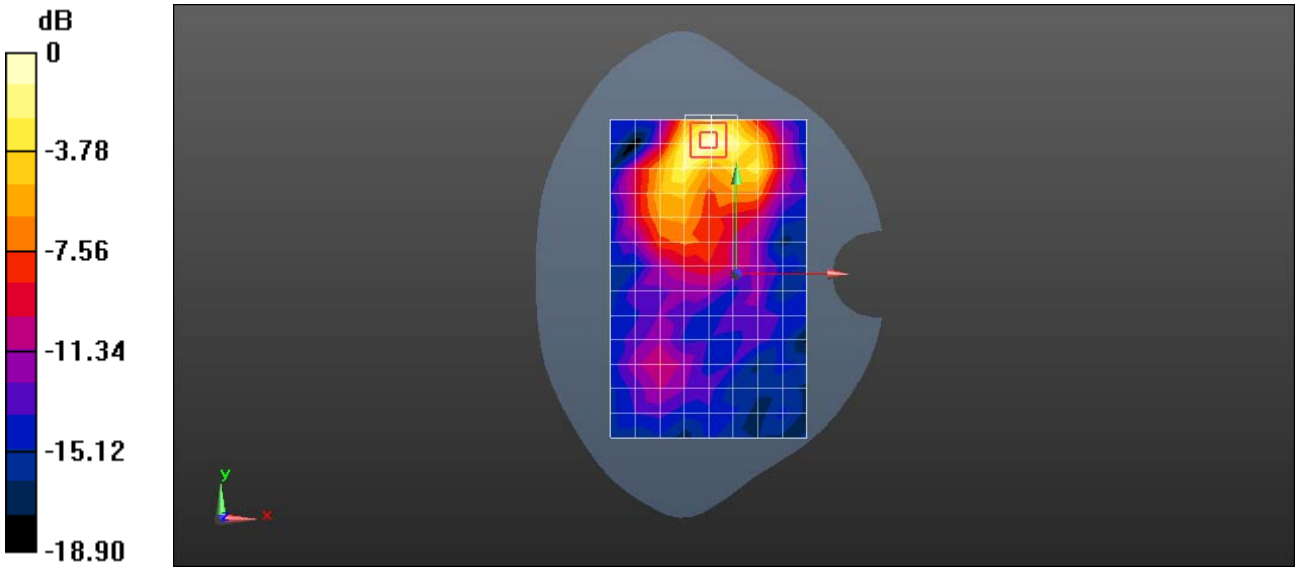

0 dB = 0.0452 W/kg = -13.45 dBW/kg

Date: 2018-8-11

Test Laboratory: HUAWEI SAR/HAC Lab

LYA-L29 GSM1900 661CH Back Side 15mm-Main Antenna

DUT: LYA-L29; Type: Smart Phone; Serial: SAR1

Communication System: UID 0, HW-GSM\GPRS\EGPRS-1TS (0); Frequency: 1880 MHz;Duty Cycle: 1:8.30042
Medium parameters used: f = 1880 MHz; σ = 1.56 S/m; ε_r = 53.652; ρ = 1000 kg/m^3
Phantom section: Flat Section

DASY Configuration:

- Probe: EX3DV4 - SN3736; ConvF(7.52, 7.52, 7.52) @ 1880 MHz; Calibrated: 2018-4-27
- Sensor-Surface: 1.4mm (Mechanical Surface Detection), z = 1.0, 31.0
- Electronics: DAE3 Sn360; Calibrated: 2017-11-2
- Phantom: SAM2; Type: SAM; Serial: 1474
- DASY52 52.10.1(1476); SEMCAD X 14.6.11(7439)

Configuration/Body/Area Scan (9x14x1): Measurement grid: dx=15mm, dy=15mm
Maximum value of SAR (measured) = 0.404 W/kg

Configuration/Body/Zoom Scan (5x5x7)/Cube 0: Measurement grid: dx=8mm, dy=8mm, dz=5mm
Reference Value = 4.190 V/m; Power Drift = 0.00 dB
Peak SAR (extrapolated) = 0.484 W/kg
SAR(1 g) = 0.293 W/kg; SAR(10 g) = 0.165 W/kg
Maximum value of SAR (measured) = 0.420 W/kg

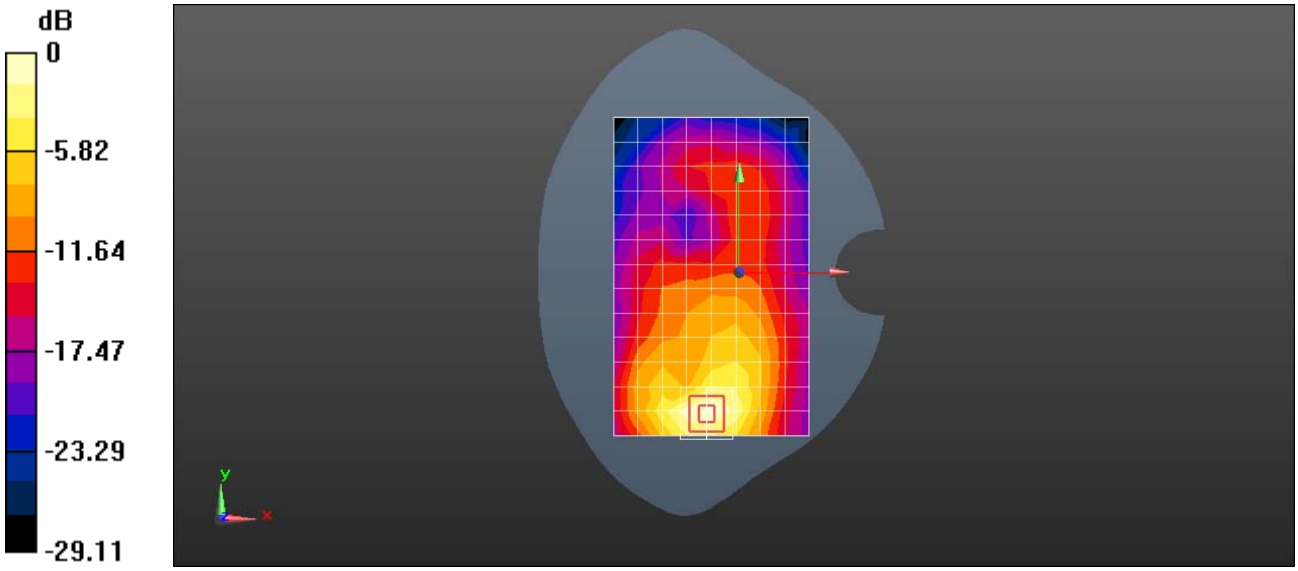

0 dB = 0.404 W/kg = -3.94 dBW/kg

Date: 2018-8-11

Test Laboratory: HUAWEI SAR/HAC Lab

LYA-L29 GSM1900 GPRS 2TS 661CH Top Side 10mm with Battery2-Second Antenna

DUT: LYA-L29; Type: Smart Phone; Serial: SAR1

Communication System: UID 0, HW-GSM\GPRS\EGPRS-2TS (0); Frequency: 1880 MHz;Duty Cycle: 1:4.10015
Medium parameters used: f = 1880 MHz; σ = 1.56 S/m; ε_r = 53.652; ρ = 1000 kg/m^3
Phantom section: Flat Section

DASY Configuration:

- Probe: EX3DV4 - SN3736; ConvF(7.52, 7.52, 7.52) @ 1880 MHz; Calibrated: 2018-4-27
- Sensor-Surface: 1.4mm (Mechanical Surface Detection), z = 1.0, 31.0
- Electronics: DAE3 Sn360; Calibrated: 2017-11-2
- Phantom: SAM2; Type: SAM; Serial: 1474
- DASY52 52.10.1(1476); SEMCAD X 14.6.11(7439)

Configuration/Body/Area Scan (9x14x1): Measurement grid: dx=15mm, dy=15mm
Maximum value of SAR (measured) = 0.206 W/kg

Configuration/Body/Zoom Scan (5x5x7)/Cube 0: Measurement grid: dx=8mm, dy=8mm, dz=5mm
Reference Value = 10.64 V/m; Power Drift = -0.09 dB
Peak SAR (extrapolated) = 0.262 W/kg
SAR(1 g) = 0.145 W/kg; SAR(10 g) = 0.071 W/kg
Maximum value of SAR (measured) = 0.212 W/kg

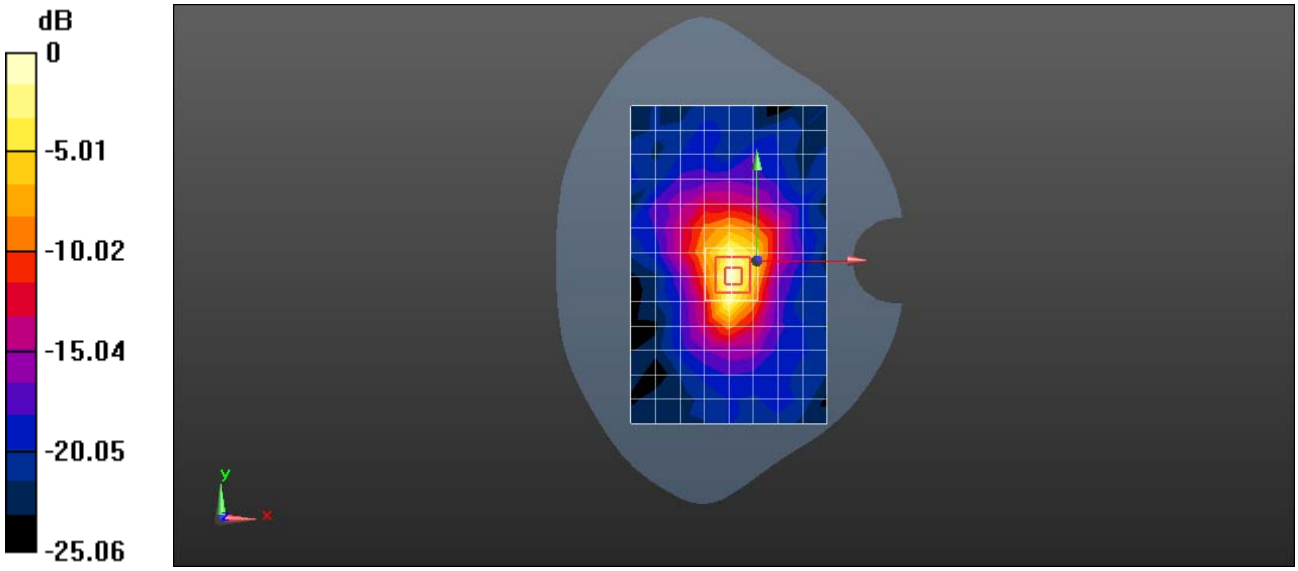

0 dB = 0.206 W/kg = -6.86 dBW/kg

Date: 2018-8-11

Test Laboratory: HUAWEI SAR/HAC Lab

LYA-L29 GSM1900 GPRS 2TS 661CH Bottom Side 10mm with Battery2-Main Antenna

DUT: LYA-L29; Type: Smart Phone; Serial: SAR1

Communication System: UID 0, HW-GSM\GPRS\EGPRS-2TS (0); Frequency: 1880 MHz;Duty Cycle: 1:4.10015
Medium parameters used: f = 1880 MHz; σ = 1.56 S/m; ε_r = 53.652; ρ = 1000 kg/m^3
Phantom section: Flat Section

DASY Configuration:

- Probe: EX3DV4 - SN3736; ConvF(7.52, 7.52, 7.52) @ 1880 MHz; Calibrated: 2018-4-27
- Sensor-Surface: 1.4mm (Mechanical Surface Detection), z = 1.0, 31.0
- Electronics: DAE3 Sn360; Calibrated: 2017-11-2
- Phantom: SAM2; Type: SAM; Serial: 1474
- DASY52 52.10.1(1476); SEMCAD X 14.6.11(7439)

Configuration/Body/Area Scan (5x10x1): Measurement grid: dx=15mm, dy=15mm
Maximum value of SAR (measured) = 0.402 W/kg

Configuration/Body/Zoom Scan (5x5x7)/Cube 0: Measurement grid: dx=8mm, dy=8mm, dz=5mm
Reference Value = 19.40 V/m; Power Drift = -0.01 dB
Peak SAR (extrapolated) = 0.685 W/kg
SAR(1 g) = 0.385 W/kg; SAR(10 g) = 0.196 W/kg
Maximum value of SAR (measured) = 0.578 W/kg

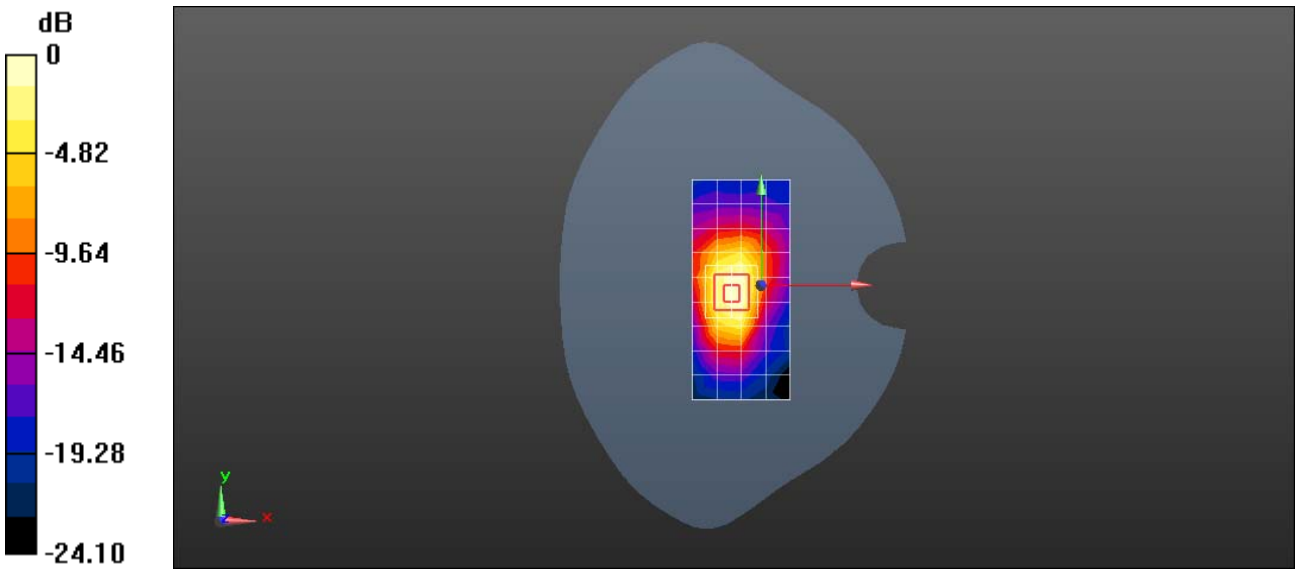

0 dB = 0.402 W/kg = -3.96 dBW/kg

Date: 2018-8-12

Test Laboratory: HUAWEI SAR/HAC Lab

LYA-L29 GSM1900 GPRS 2TS 661CH Bottom Side 0mm-Main Antenna

DUT: LYA-L29; Type: Smart Phone; Serial: SAR1

Communication System: UID 0, HW-GSM\GPRS\EGPRS-1TS (0); Frequency: 1880 MHz;Duty Cycle: 1:8.30042
Medium parameters used: f = 1880 MHz; σ = 1.57 S/m; ε_r = 55.088; ρ = 1000 kg/m^3
Phantom section: Flat Section

DASY Configuration:

- Probe: EX3DV4 - SN3736; ConvF(7.52, 7.52, 7.52) @ 1880 MHz; Calibrated: 2018-4-27
- Sensor-Surface: 1.4mm (Mechanical Surface Detection), z = 1.0, 31.0
- Electronics: DAE3 Sn360; Calibrated: 2017-11-2
- Phantom: SAM2; Type: SAM; Serial: 1474
- DASY52 52.10.1(1476); SEMCAD X 14.6.11(7439)

Configuration/Body/Area Scan (6x10x1): Measurement grid: dx=15mm, dy=15mm
Maximum value of SAR (measured) = 3.14 W/kg

Configuration/Body/Zoom Scan (5x5x7)/Cube 0: Measurement grid: dx=8mm, dy=8mm, dz=5mm
Reference Value = 70.32 V/m; Power Drift = -0.16 dB
Peak SAR (extrapolated) = 11.5 W/kg
SAR(1 g) = 4.03 W/kg; SAR(10 g) = 1.72 W/kg

Maximum value of SAR (measured) = 7.79 W/kg

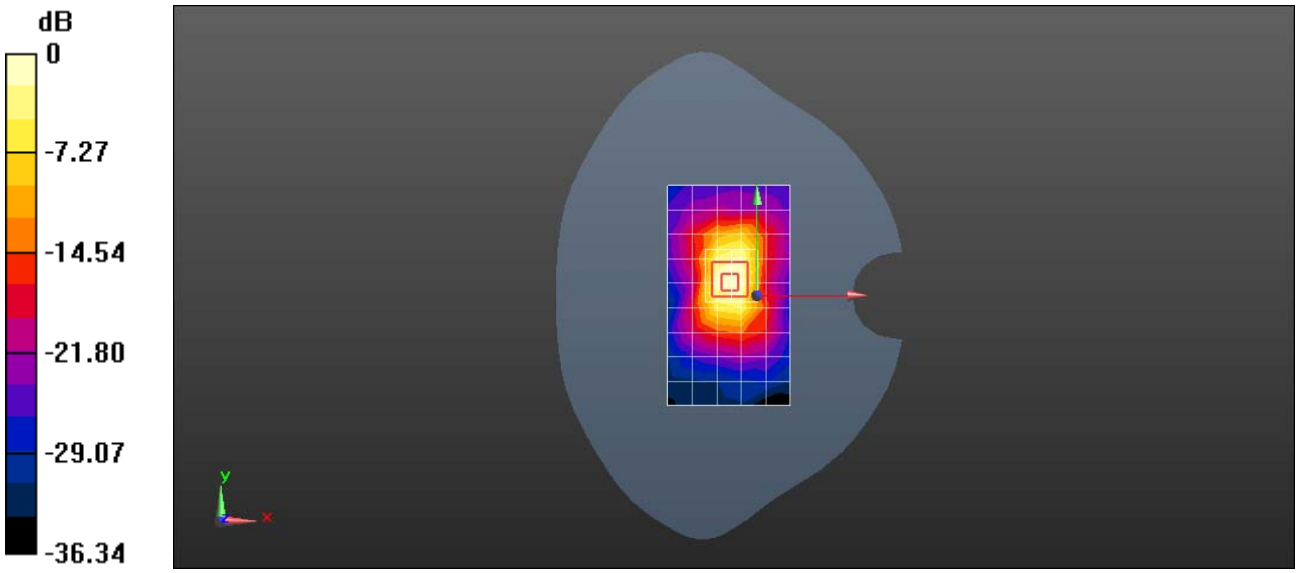

0 dB = 3.14 W/kg = 4.97 dBW/kg

Date: 2018-8-4

Test Laboratory: HUAWEI SAR/HAC Lab

LYA-L29 UMTS Band II 9538CH Right Tilt Second Antenna

DUT: LYA-L29; Type: Smart Phone; Serial: SAR1

Communication System: UID 0, HW-UMTS-FDD(WCDMA) (0); Frequency: 1907.6 MHz;Duty Cycle: 1:1
Medium parameters used: f = 1908 MHz; σ = 1.397 S/m; ε_r = 39.273; ρ = 1000 kg/m^3
Phantom section: Right Section

DASY Configuration:

- Probe: EX3DV4 - SN3736; ConvF(7.85, 7.85, 7.85) @ 1907.6 MHz; Calibrated: 2018-4-27
- Sensor-Surface: 1.4mm (Mechanical Surface Detection), z = 1.0, 31.0
- Electronics: DAE3 Sn393; Calibrated: 2017-8-10
- Phantom: SAM1; Type: SAM; Serial: 1475
- DASY52 52.10.1(1476); SEMCAD X 14.6.11(7439)

Configuration/Head/Area Scan (9x13x1): Measurement grid: dx=15mm, dy=15mm
Maximum value of SAR (measured) = 0.451 W/kg

Configuration/Head/Zoom Scan (5x5x7)/Cube 0: Measurement grid: dx=8mm, dy=8mm, dz=5mm
Reference Value = 11.37 V/m; Power Drift = 0.09 dB
Peak SAR (extrapolated) = 0.672 W/kg
SAR(1 g) = 0.293 W/kg; SAR(10 g) = 0.125 W/kg

Maximum value of SAR (measured) = 0.551 W/kg

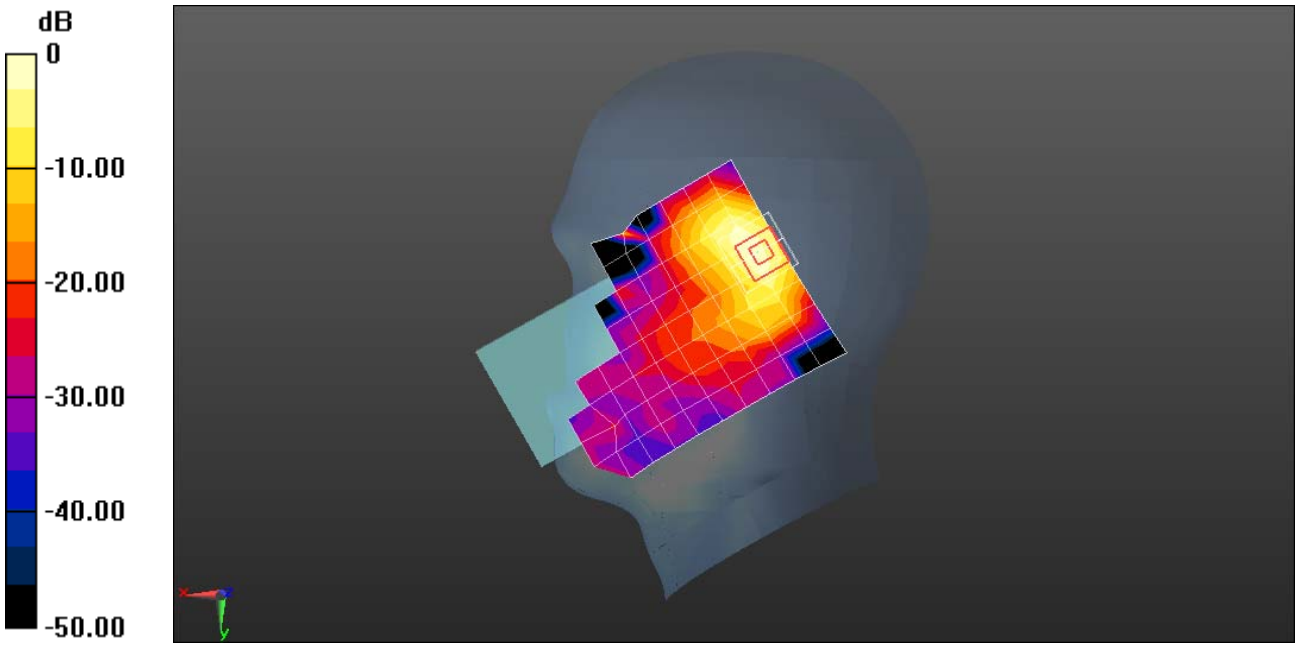

0 dB = 0.451 W/kg = -3.46 dBW/kg

Date: 2018-8-6

Test Laboratory: HUAWEI SAR/HAC Lab

LYA-L29 UMTS Band II 9400CH Left Cheek-Main Antenna

DUT: LYA-L29; Type: Smart Phone; Serial: SAR1

Communication System: UID 0, HW-UMTS-FDD(WCDMA) (0); Frequency: 1880 MHz;Duty Cycle: 1:1
Medium parameters used: f = 1880 MHz; σ = 1.344 S/m; ε_r = 40.047; ρ = 1000 kg/m^3
Phantom section: Left Section

DASY Configuration:

- Probe: EX3DV4 - SN3736; ConvF(7.85, 7.85, 7.85) @ 1880 MHz; Calibrated: 2018-4-27
- Sensor-Surface: 1.4mm (Mechanical Surface Detection), z = 1.0, 31.0
- Electronics: DAE3 Sn360; Calibrated: 2017-11-2
- Phantom: SAM1; Type: SAM; Serial: 1475
- DASY52 52.10.1(1476); SEMCAD X 14.6.11(7439)

Configuration/Head/Area Scan (9x13x1): Measurement grid: dx=15mm, dy=15mm
Maximum value of SAR (measured) = 0.169 W/kg

Configuration/Head/Zoom Scan (5x5x7)/Cube 0: Measurement grid: dx=8mm, dy=8mm, dz=5mm
Reference Value = 10.85 V/m; Power Drift = 0.04 dB
Peak SAR (extrapolated) = 0.199 W/kg
SAR(1 g) = 0.134 W/kg; SAR(10 g) = 0.087 W/kg
Maximum value of SAR (measured) = 0.176 W/kg



0 dB = 0.169 W/kg = -7.72 dBW/kg

Date: 2018-8-10

Test Laboratory: HUAWEI SAR/HAC Lab

LYA-L29 UMTS Band II 9400CH Back Side 15mm-Second Antenna

DUT: LYA-L29; Type: Smart Phone; Serial: SAR1

Communication System: UID 0, HW-UMTS-FDD(WCDMA) (0); Frequency: 1880 MHz;Duty Cycle: 1:1
Medium parameters used: f = 1880 MHz; σ = 1.56 S/m; ε_r = 53.652; ρ = 1000 kg/m^3
Phantom section: Flat Section

DASY Configuration:

- Probe: EX3DV4 - SN3736; ConvF(7.52, 7.52, 7.52) @ 1880 MHz; Calibrated: 2018-4-27
- Sensor-Surface: 1.4mm (Mechanical Surface Detection), z = 1.0, 31.0
- Electronics: DAE3 Sn360; Calibrated: 2017-11-2
- Phantom: SAM2; Type: SAM; Serial: 1474
- DASY52 52.10.1(1476); SEMCAD X 14.6.11(7439)

Configuration/Body/Area Scan (9x13x1): Measurement grid: dx=15mm, dy=15mm
Maximum value of SAR (measured) = 0.140 W/kg

Configuration/Body/Zoom Scan (5x5x7)/Cube 0: Measurement grid: dx=8mm, dy=8mm, dz=5mm
Reference Value = 3.594 V/m; Power Drift = -0.19 dB
Peak SAR (extrapolated) = 0.191 W/kg
SAR(1 g) = 0.110 W/kg; SAR(10 g) = 0.060W/kg
Maximum value of SAR (measured) = 0.161 W/kg

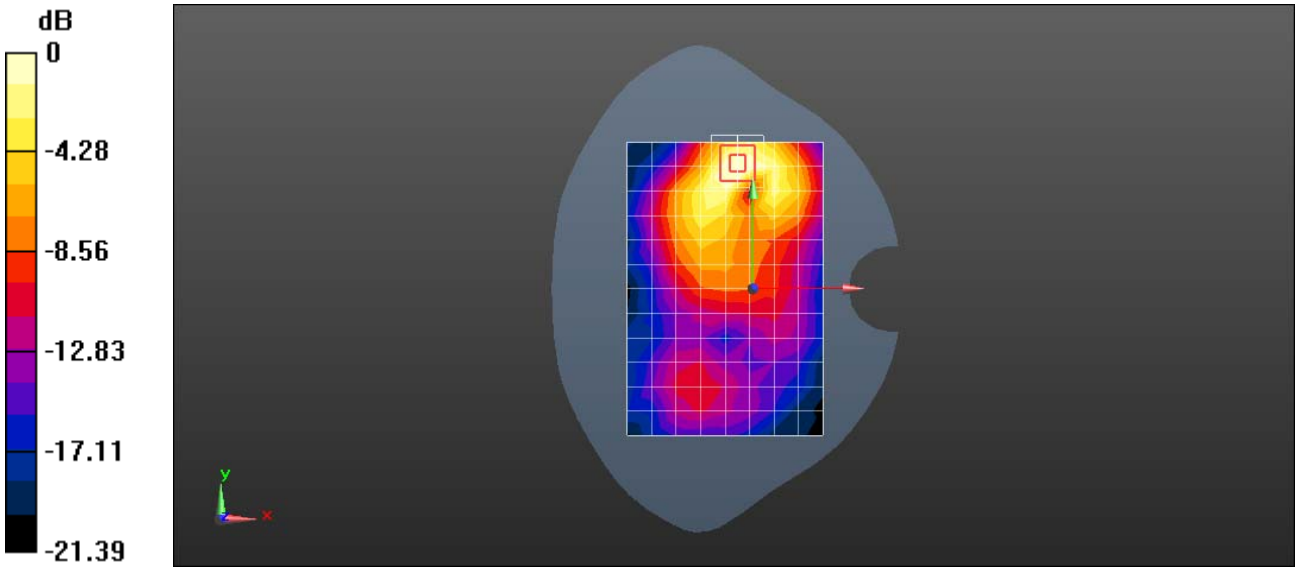

0 dB = 0.140 W/kg = -8.54 dBW/kg

Date: 2018-8-18

Test Laboratory: HUAWEI SAR/HAC Lab

LYA-L29 UMTS Band II 9538CH Back Side 15mm-Main Antenna

DUT: LYA-L29; Type: Smart Phone; Serial: SAR1

Communication System: UID 0, HW-UMTS-FDD(WCDMA) (0); Frequency: 1907.6 MHz;Duty Cycle: 1:1
Medium parameters used: f = 1908 MHz; σ = 1.577 S/m; ε_r = 53.608; ρ = 1000 kg/m^3
Phantom section: Flat Section

DASY Configuration:

- Probe: EX3DV4 - SN3736; ConvF(7.52, 7.52, 7.52) @ 1907.6 MHz; Calibrated: 2018-4-27
- Sensor-Surface: 1.4mm (Mechanical Surface Detection), z = 1.0, 31.0
- Electronics: DAE3 Sn360; Calibrated: 2017-11-2
- Phantom: SAM2; Type: SAM; Serial: 1474
- DASY52 52.10.1(1476); SEMCAD X 14.6.11(7439)

Configuration/Head/Area Scan (9x14x1): Measurement grid: dx=15mm, dy=15mm
Maximum value of SAR (measured) = 0.846 W/kg

Configuration/Head/Zoom Scan (5x5x7)/Cube 0: Measurement grid: dx=8mm, dy=8mm, dz=5mm
Reference Value = 4.892 V/m; Power Drift = 0.06 dB
Peak SAR (extrapolated) = 1.08 W/kg
SAR(1 g) = 0.648 W/kg; SAR(10 g) = 0.364 W/kg
Maximum value of SAR (measured) = 0.923 W/kg

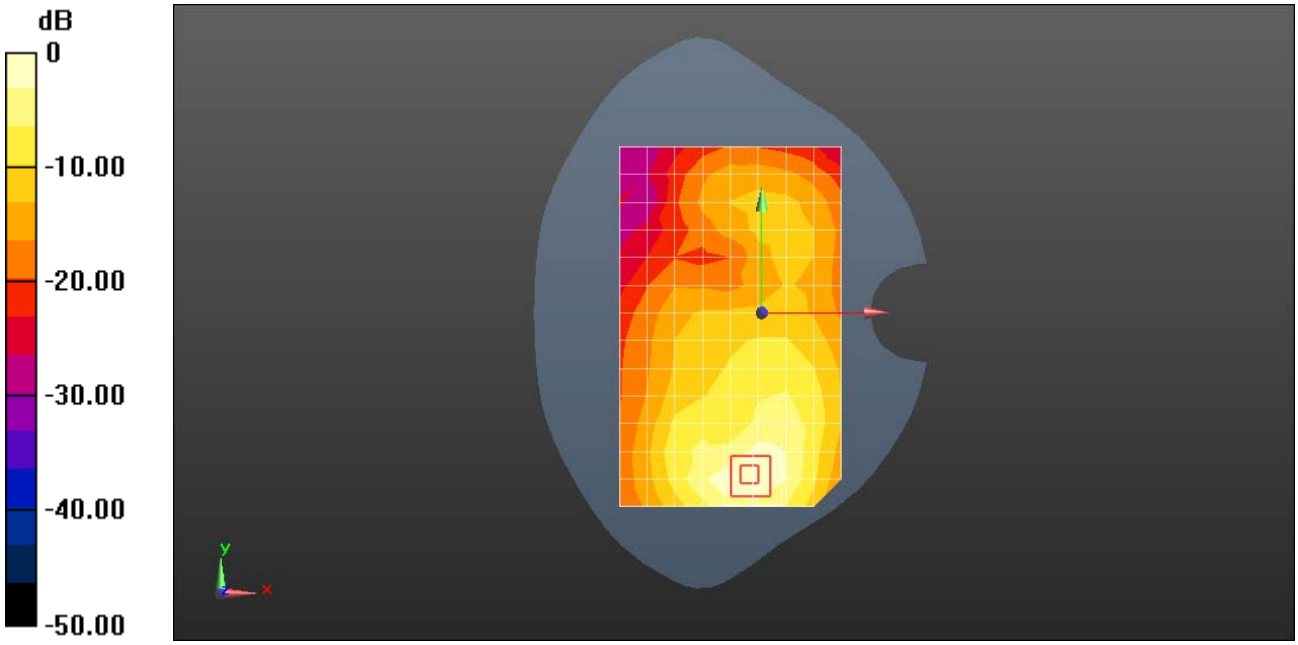

0 dB = 0.846 W/kg = -0.73 dBW/kg

Date: 2018-8-11

Test Laboratory: HUAWEI SAR/HAC Lab

LYA-L29 UMTS Band II 9400CH Top Side 10mm with Baterry2-Second Antenna

DUT: LYA-L29; Type: Smart Phone; Serial: SAR1

Communication System: UID 0, HW-UMTS-FDD(WCDMA) (0); Frequency: 1880 MHz;Duty Cycle: 1:1
Medium parameters used: f = 1880 MHz; σ = 1.56 S/m; ε_r = 53.652; ρ = 1000 kg/m^3
Phantom section: Flat Section

DASY Configuration:

- Probe: EX3DV4 - SN3736; ConvF(7.52, 7.52, 7.52) @ 1880 MHz; Calibrated: 2018-4-27
- Sensor-Surface: 1.4mm (Mechanical Surface Detection), z = 1.0, 31.0
- Electronics: DAE3 Sn360; Calibrated: 2017-11-2
- Phantom: SAM2; Type: SAM; Serial: 1474
- DASY52 52.10.1(1476); SEMCAD X 14.6.11(7439)

Configuration/Body/Area Scan (5x9x1): Measurement grid: dx=15mm, dy=15mm
Maximum value of SAR (measured) = 0.425 W/kg

Configuration/Body/Zoom Scan (5x5x7)/Cube 0: Measurement grid: dx=8mm, dy=8mm, dz=5mm
Reference Value = 14.11 V/m; Power Drift = -0.11 dB
Peak SAR (extrapolated) = 0.586 W/kg
SAR(1 g) = 0.316 W/kg; SAR(10 g) = 0.155 W/kg
Maximum value of SAR (measured) = 0.480 W/kg

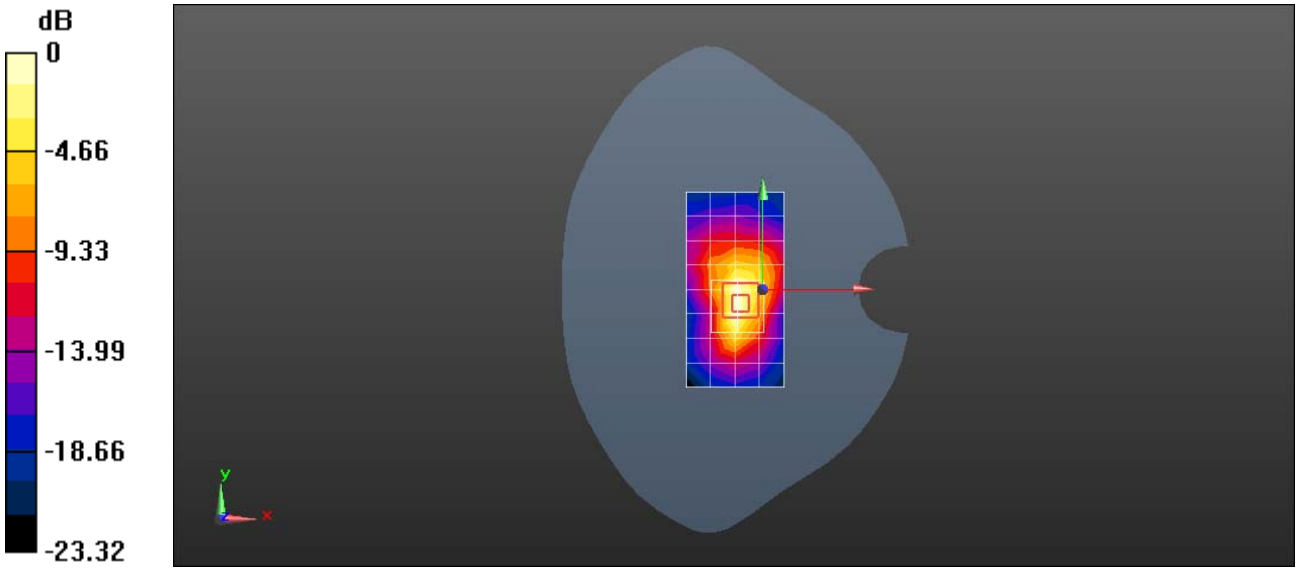

0 dB = 0.425 W/kg = -3.72 dBW/kg

Date: 2018-8-11

Test Laboratory: HUAWEI SAR/HAC Lab

LYA-L29 UMTS Band II 9400CH Bottom Side 10mm-Main Antenna

DUT: LYA-L29; Type: Smart Phone; Serial: SAR1

Communication System: UID 0, HW-UMTS-FDD(WCDMA) (0); Frequency: 1880 MHz;Duty Cycle: 1:1
Medium parameters used: f = 1880 MHz; σ = 1.56 S/m; ε_r = 53.652; ρ = 1000 kg/m^3
Phantom section: Flat Section

DASY Configuration:

- Probe: EX3DV4 - SN3736; ConvF(7.52, 7.52, 7.52) @ 1880 MHz; Calibrated: 2018-4-27
- Sensor-Surface: 1.4mm (Mechanical Surface Detection), z = 1.0, 31.0
- Electronics: DAE3 Sn360; Calibrated: 2017-11-2
- Phantom: SAM2; Type: SAM; Serial: 1474
- DASY52 52.10.1(1476); SEMCAD X 14.6.11(7439)

Configuration/Body/Area Scan (5x14x1): Measurement grid: dx=15mm, dy=15mm
Maximum value of SAR (measured) = 0.853 W/kg

Configuration/Body/Zoom Scan (5x5x7)/Cube 0: Measurement grid: dx=8mm, dy=8mm, dz=5mm
Reference Value = 21.48 V/m; Power Drift = -0.08 dB
Peak SAR (extrapolated) = 1.05 W/kg
SAR(1 g) = 0.579 W/kg; SAR(10 g) = 0.292 W/kg
Maximum value of SAR (measured) = 0.871 W/kg

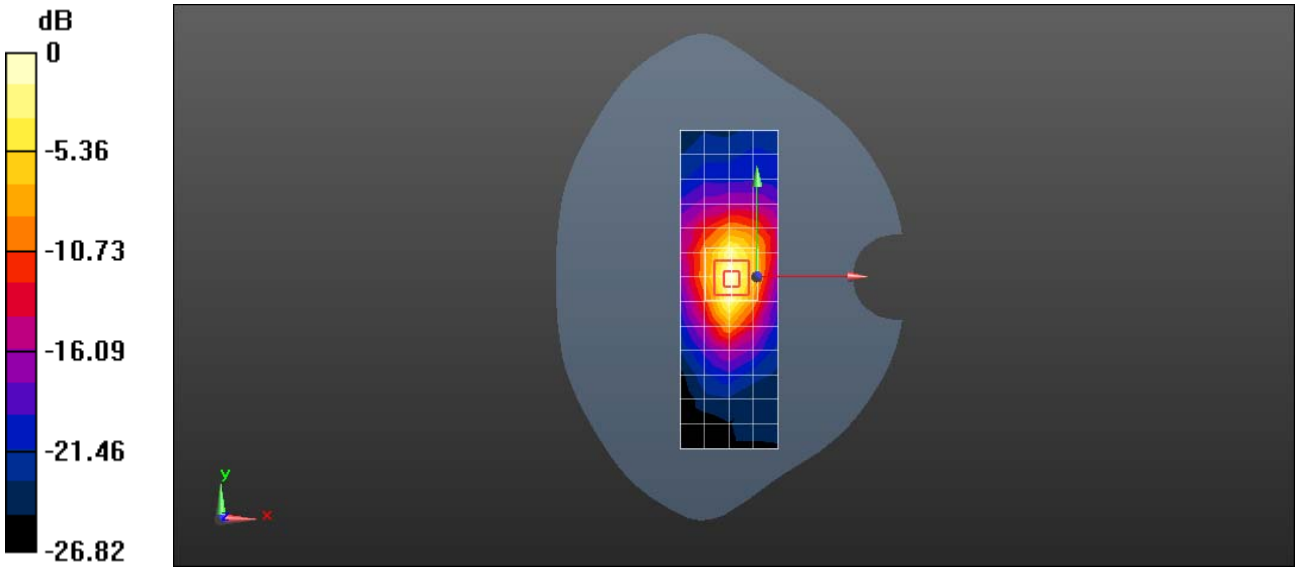

0 dB = 0.853 W/kg = -0.69 dBW/kg

Date: 2018-8-12

Test Laboratory: HUAWEI SAR/HAC Lab

LYA-L29 UMTS Band II 9400CH Bottom Side 0mm-Main Antenna

DUT: LYA-L29; Type: Smart Phone; Serial: SAR1

Communication System: UID 0, HW-UMTS-FDD(WCDMA) (0); Frequency: 1880 MHz;Duty Cycle: 1:1
Medium parameters used: f = 1880 MHz; σ = 1.57 S/m; ε_r = 55.088; ρ = 1000 kg/m^3
Phantom section: Flat Section

DASY Configuration:

- Probe: EX3DV4 - SN3736; ConvF(7.52, 7.52, 7.52) @ 1880 MHz; Calibrated: 2018-4-27
- Sensor-Surface: 1.4mm (Mechanical Surface Detection), z = 1.0, 31.0
- Electronics: DAE3 Sn360; Calibrated: 2017-11-2
- Phantom: SAM2; Type: SAM; Serial: 1474
- DASY52 52.10.1(1476); SEMCAD X 14.6.11(7439)

Configuration/Body/Area Scan (6x10x1): Measurement grid: dx=15mm, dy=15mm
Maximum value of SAR (measured) = 6.25 W/kg

Configuration/Body/Zoom Scan (5x5x7)/Cube 0: Measurement grid: dx=8mm, dy=8mm, dz=5mm
Reference Value = 80.60 V/m; Power Drift = -0.18 dB
Peak SAR (extrapolated) = 13.1 W/kg
SAR(1 g) = 5.75 W/kg; SAR(10 g) = 2.4 W/kg
Maximum value of SAR (measured) = 10.7 W/kg

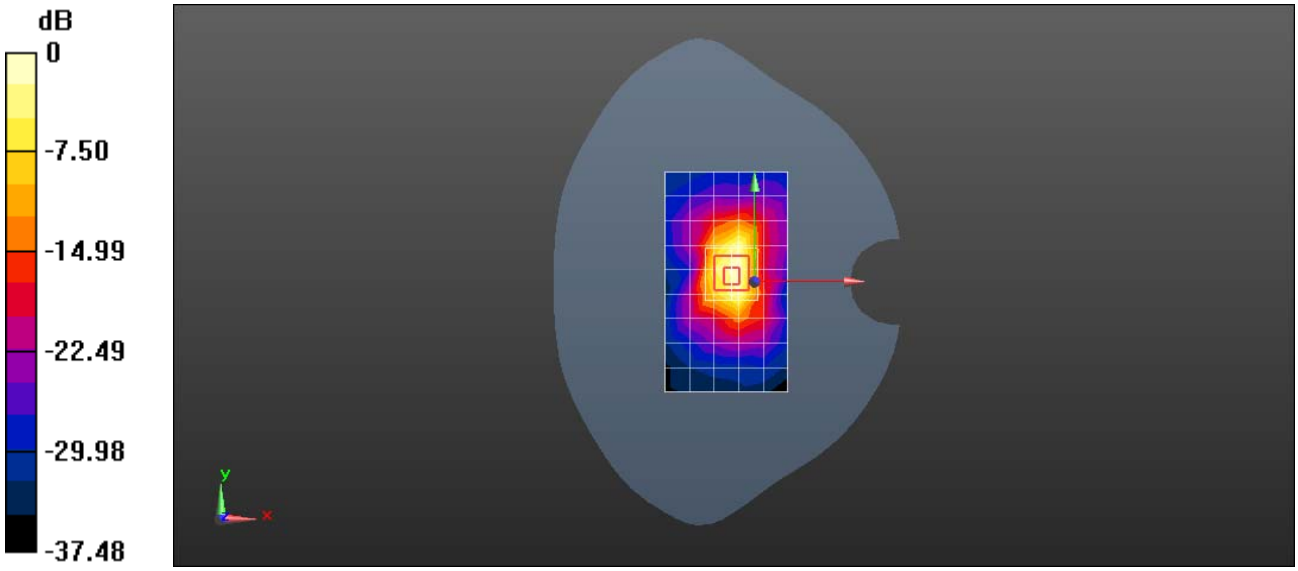

0 dB = 6.25 W/kg = 7.96 dBW/kg

Date: 2018-8-11

Test Laboratory: HUAWEI SAR/HAC Lab

LYA-L29 UMTS Band IV 1413CH Right Cheek with Battery2-Second Antenna

DUT: LYA-L29; Type: Smart Phone; Serial: SAR2

Communication System: UID 0, HW-UMTS-FDD(WCDMA) (0); Frequency: 1732.6 MHz;Duty Cycle: 1:1
Medium parameters used: f = 1733 MHz; σ = 1.399 S/m; ε_r = 38.638; ρ = 1000 kg/m^3
Phantom section: Right Section

DASY Configuration:

- Probe: EX3DV4 - SN7489; ConvF(8.9, 8.9, 8.9) @ 1732.6 MHz; Calibrated: 2018-1-9
- Sensor-Surface: 1.4mm (Mechanical Surface Detection), z = 1.0, 31.0
- Electronics: DAE4 Sn852; Calibrated: 2018-4-23
- Phantom: SAM3; Type: SAM; Serial: 1597
- DASY52 52.10.1(1476); SEMCAD X 14.6.11(7439)

Configuration/Head/Area Scan (9x14x1): Measurement grid: dx=15mm, dy=15mm
Maximum value of SAR (measured) = 0.239 W/kg

Configuration/Head/Zoom Scan (5x5x7)/Cube 0: Measurement grid: dx=8mm, dy=8mm, dz=5mm
Reference Value = 1.627 V/m; Power Drift = -0.11 dB
Peak SAR (extrapolated) = 0.405 W/kg
SAR(1 g) = 0.175 W/kg; SAR(10 g) = 0.085 W/kg

Maximum value of SAR (measured) = 0.327 W/kg



0 dB = 0.239 W/kg = -6.22 dBW/kg

Date: 2018-8-11

Test Laboratory: HUAWEI SAR/HAC Lab

LYA-L29 UMTS Band IV 1513CH Left Cheek-Main Antenna

DUT: LYA-L29; Type: Smart Phone; Serial: SAR2

Communication System: UID 0, HW-UMTS-FDD(WCDMA) (0); Frequency: 1752.6 MHz;Duty Cycle: 1:1
Medium parameters used: f = 1753 MHz; σ = 1.413 S/m; ε_r = 38.603; ρ = 1000 kg/m^3
Phantom section: Left Section

DASY Configuration:

- Probe: EX3DV4 - SN7489; ConvF(8.9, 8.9, 8.9) @ 1752.6 MHz; Calibrated: 2018-1-9
- Sensor-Surface: 1.4mm (Mechanical Surface Detection), z = 1.0, 31.0
- Electronics: DAE4 Sn852; Calibrated: 2018-4-23
- Phantom: SAM3; Type: SAM; Serial: 1597
- DASY52 52.10.1(1476); SEMCAD X 14.6.11(7439)

Configuration/Head/Area Scan (9x14x1): Measurement grid: dx=15mm, dy=15mm
Maximum value of SAR (measured) = 0.174 W/kg

Configuration/Head/Zoom Scan (5x5x7)/Cube 0: Measurement grid: dx=8mm, dy=8mm, dz=5mm
Reference Value = 4.392 V/m; Power Drift = -0.08 dB
Peak SAR (extrapolated) = 0.195 W/kg
SAR(1 g) = 0.133 W/kg; SAR(10 g) = 0.087 W/kg
Maximum value of SAR (measured) = 0.171 W/kg



0 dB = 0.174 W/kg = -7.59 dBW/kg

Date: 2018-8-10

Test Laboratory: HUAWEI SAR/HAC Lab

LYA-L29 UMTS Band IV 1413CH Back Side 15mm-Second Antenna

DUT: LYA-L29; Type: Smart Phone; Serial: SAR2

Communication System: UID 0, HW-UMTS-FDD(WCDMA) (0); Frequency: 1732.6 MHz;Duty Cycle: 1:1
Medium parameters used: f = 1733 MHz; σ = 1.495 S/m; ε_r = 54.134; ρ = 1000 kg/m^3
Phantom section: Flat Section

DASY Configuration:

- Probe: EX3DV4 - SN7489; ConvF(8.99, 8.99, 8.99) @ 1732.6 MHz; Calibrated: 2018-1-9
- Sensor-Surface: 1.4mm (Mechanical Surface Detection), z = 1.0, 31.0
- Electronics: DAE4 Sn852; Calibrated: 2018-4-23
- Phantom: SAM4; Type: SAM; Serial: 1620
- DASY52 52.10.1(1476); SEMCAD X 14.6.11(7439)

Configuration/Body/Area Scan (9x15x1): Measurement grid: dx=15mm, dy=15mm
Maximum value of SAR (measured) = 0.176 W/kg

Configuration/Body/Zoom Scan (5x5x7)/Cube 0: Measurement grid: dx=8mm, dy=8mm, dz=5mm
Reference Value = 11.25 V/m; Power Drift = -0.18 dB
Peak SAR (extrapolated) = 0.200 W/kg
SAR(1 g) = 0.122 W/kg; SAR(10 g) = 0.066 W/kg
Maximum value of SAR (measured) = 0.175 W/kg

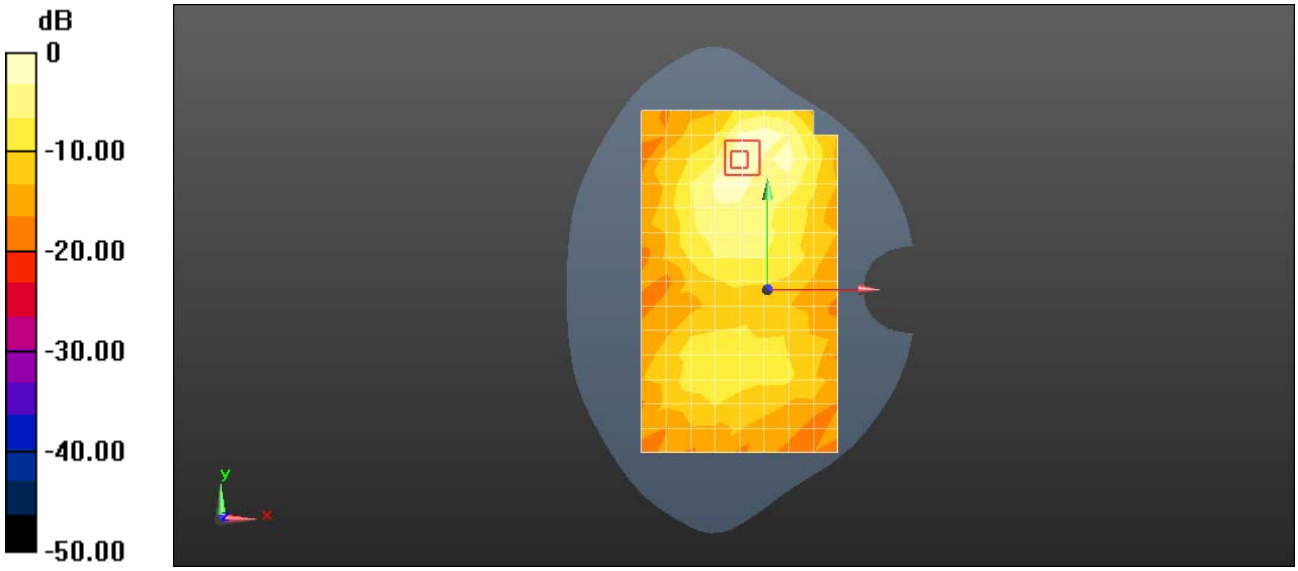

0 dB = 0.176 W/kg = -7.54 dBW/kg

Date: 2018-8-10

Test Laboratory: HUAWEI SAR/HAC Lab

LYA-L29 UMTS Band IV 1413CH Back Side 15mm-Main Antenna

DUT: LYA-L29; Type: Smart Phone; Serial: SAR2

Communication System: UID 0, HW-UMTS-FDD(WCDMA) (0); Frequency: 1732.6 MHz;Duty Cycle: 1:1
Medium parameters used: f = 1733 MHz; σ = 1.495 S/m; ε_r = 54.134; ρ = 1000 kg/m^3
Phantom section: Flat Section

DASY Configuration:

- Probe: EX3DV4 - SN7489; ConvF(8.99, 8.99, 8.99) @ 1732.6 MHz; Calibrated: 2018-1-9
- Sensor-Surface: 1.4mm (Mechanical Surface Detection), z = 1.0, 31.0
- Electronics: DAE4 Sn852; Calibrated: 2018-4-23
- Phantom: SAM4; Type: SAM; Serial: 1620
- DASY52 52.10.1(1476); SEMCAD X 14.6.11(7439)

Configuration/Body/Area Scan (9x14x1): Measurement grid: dx=15mm, dy=15mm
Maximum value of SAR (measured) = 0.857 W/kg

Configuration/Body/Zoom Scan (5x5x7)/Cube 0: Measurement grid: dx=8mm, dy=8mm, dz=5mm
Reference Value = 23.03 V/m; Power Drift = -0.15 dB
Peak SAR (extrapolated) = 0.976 W/kg
SAR(1 g) = 0.627 W/kg; SAR(10 g) = 0.369 W/kg
Maximum value of SAR (measured) = 0.867 W/kg

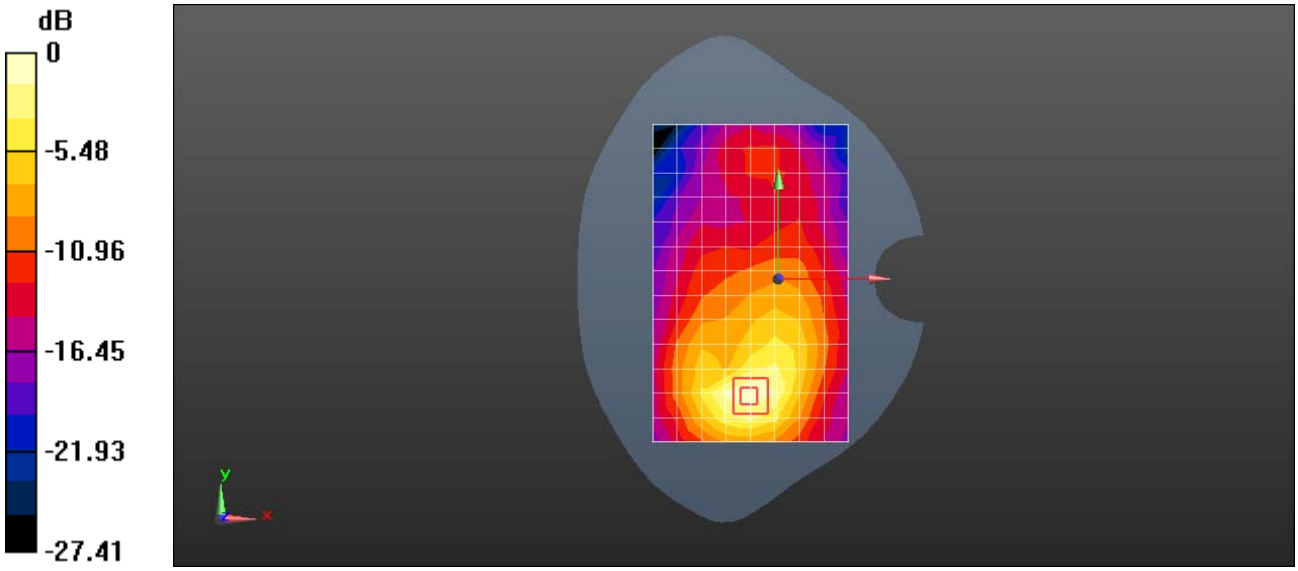

0 dB = 0.857 W/kg = -0.67 dBW/kg

Date: 2018-8-10

Test Laboratory: HUAWEI SAR/HAC Lab

LYA-L29 UMTS Band IV 1413CH Top Side 10mm with Battery2-Second Antenna

DUT: LYA-L29; Type: Smart Phone; Serial: SAR2

Communication System: UID 0, HW-UMTS-FDD(WCDMA) (0); Frequency: 1732.6 MHz;Duty Cycle: 1:1
Medium parameters used: f = 1733 MHz; σ = 1.495 S/m; ε_r = 54.134; ρ = 1000 kg/m^3
Phantom section: Flat Section

DASY Configuration:

- Probe: EX3DV4 - SN7489; ConvF(8.99, 8.99, 8.99) @ 1732.6 MHz; Calibrated: 2018-1-9
- Sensor-Surface: 1.4mm (Mechanical Surface Detection), z = 1.0, 31.0
- Electronics: DAE4 Sn852; Calibrated: 2018-4-23
- Phantom: SAM4; Type: SAM; Serial: 1620
- DASY52 52.10.1(1476); SEMCAD X 14.6.11(7439)

Configuration/Body/Area Scan (5x9x1): Measurement grid: dx=15mm, dy=15mm
Maximum value of SAR (measured) = 0.400 W/kg

Configuration/Body/Zoom Scan (5x5x7)/Cube 0: Measurement grid: dx=8mm, dy=8mm, dz=5mm
Reference Value = 14.61 V/m; Power Drift = 0.09 dB
Peak SAR (extrapolated) = 0.495 W/kg
SAR(1 g) = 0.267 W/kg; SAR(10 g) = 0.125 W/kg

Maximum value of SAR (measured) = 0.423 W/kg

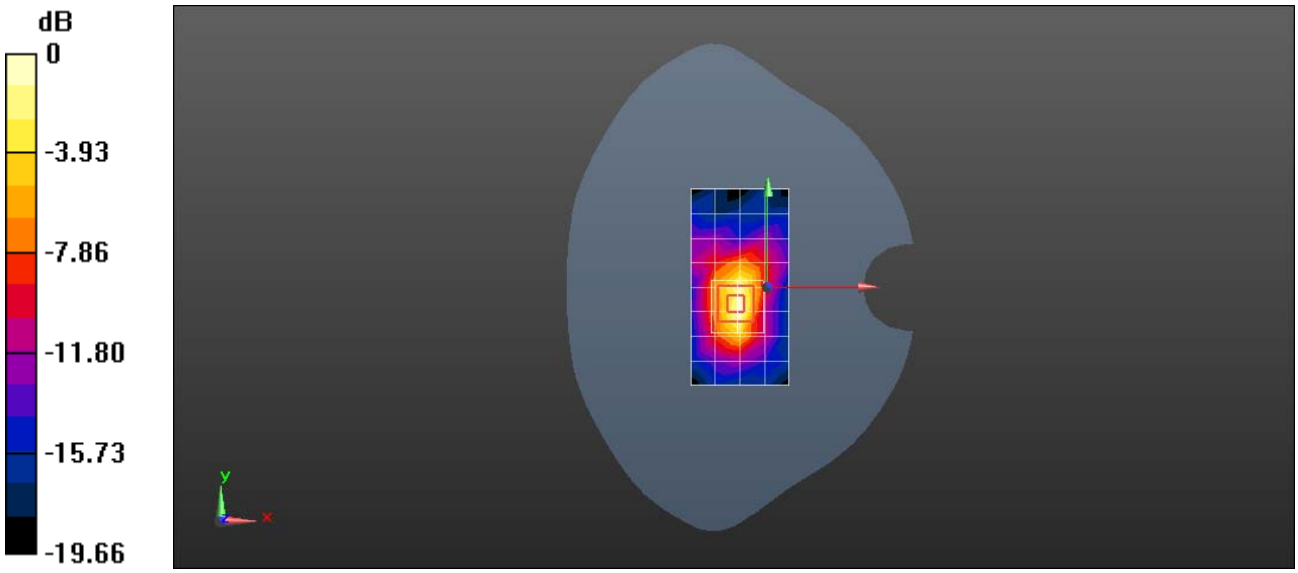

0 dB = 0.400 W/kg = -3.98 dBW/kg

Date: 2018-8-10

Test Laboratory: HUAWEI SAR/HAC Lab

LYA-L29 UMTS Band IV 1413CH Bottom Side 10mm with Battery2-Main Antenna

DUT: LYA-L29; Type: Smart Phone; Serial: SAR2

Communication System: UID 0, HW-UMTS-FDD(WCDMA) (0); Frequency: 1732.6 MHz;Duty Cycle: 1:1
Medium parameters used: f = 1733 MHz; σ = 1.495 S/m; ε_r = 54.134; ρ = 1000 kg/m^3
Phantom section: Flat Section

DASY Configuration:

- Probe: EX3DV4 - SN7489; ConvF(8.99, 8.99, 8.99) @ 1732.6 MHz; Calibrated: 2018-1-9
- Sensor-Surface: 1.4mm (Mechanical Surface Detection), z = 1.0, 31.0
- Electronics: DAE4 Sn852; Calibrated: 2018-4-23
- Phantom: SAM4; Type: SAM; Serial: 1620
- DASY52 52.10.1(1476); SEMCAD X 14.6.11(7439)

Configuration/Body/Area Scan (6x9x1): Measurement grid: dx=15mm, dy=15mm
Maximum value of SAR (measured) = 0.507 W/kg

Configuration/Body/Zoom Scan (5x5x7)/Cube 0: Measurement grid: dx=8mm, dy=8mm, dz=5mm
Reference Value = 23.43 V/m; Power Drift = -0.19 dB
Peak SAR (extrapolated) = 0.910 W/kg
SAR(1 g) = 0.533 W/kg; SAR(10 g) = 0.279 W/kg
Maximum value of SAR (measured) = 0.790 W/kg

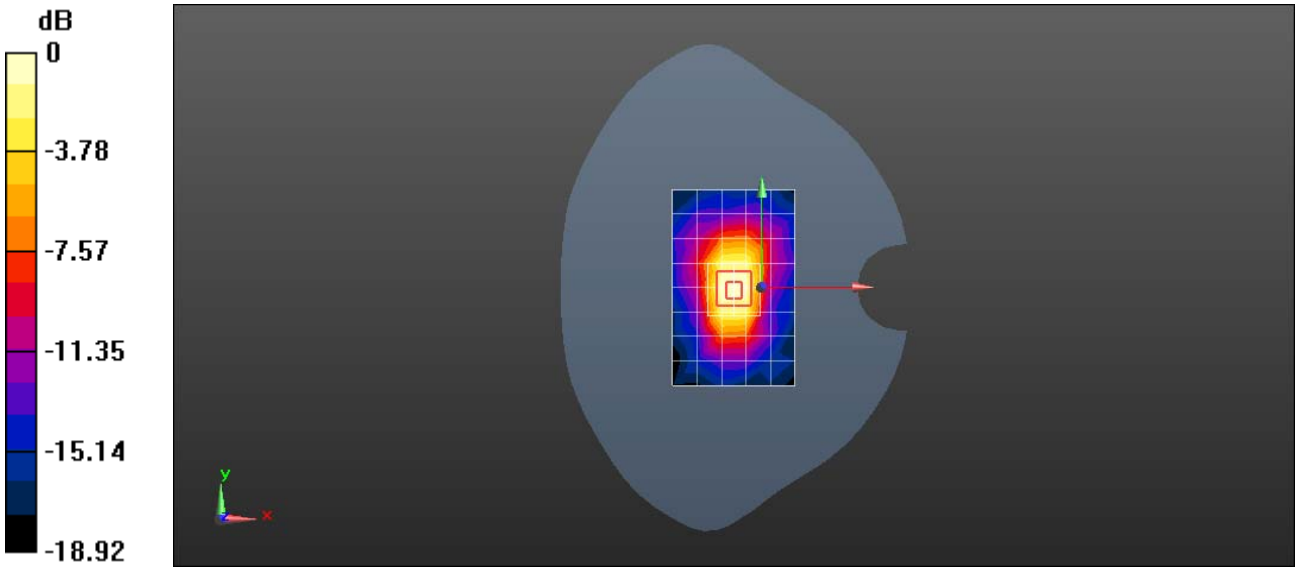

0 dB = 0.507 W/kg = -2.95 dBW/kg

Date: 2018-8-10

Test Laboratory: HUAWEI SAR/HAC Lab

LYA-L29 UMTS Band IV 1513CH Bottom Side 6mm-Main Antenna

DUT: LYA-L29; Type: Smart Phone; Serial: SAR2

Communication System: UID 0, HW-UMTS-FDD(WCDMA) (0); Frequency: 1752.6 MHz;Duty Cycle: 1:1
Medium parameters used: f = 1753 MHz; σ = 1.51 S/m; ε_r = 54.102; ρ = 1000 kg/m^3
Phantom section: Flat Section

DASY Configuration:

- Probe: EX3DV4 - SN7489; ConvF(8.99, 8.99, 8.99) @ 1752.6 MHz; Calibrated: 2018-1-9
- Sensor-Surface: 1.4mm (Mechanical Surface Detection), z = 1.0, 31.0
- Electronics: DAE4 Sn852; Calibrated: 2018-4-23
- Phantom: SAM4; Type: SAM; Serial: 1620
- DASY52 52.10.1(1476); SEMCAD X 14.6.11(7439)

Configuration/Body/Area Scan (5x10x1): Measurement grid: dx=15mm, dy=15mm
Maximum value of SAR (measured) = 4.58 W/kg

Configuration/Body/Zoom Scan (5x5x7)/Cube 0: Measurement grid: dx=8mm, dy=8mm, dz=5mm
Reference Value = 59.77 V/m; Power Drift = -0.15 dB
Peak SAR (extrapolated) = 9.20 W/kg
SAR(1 g) = 4.87 W/kg; SAR(10 g) = 2.27 W/kg

Maximum value of SAR (measured) = 7.57 W/kg

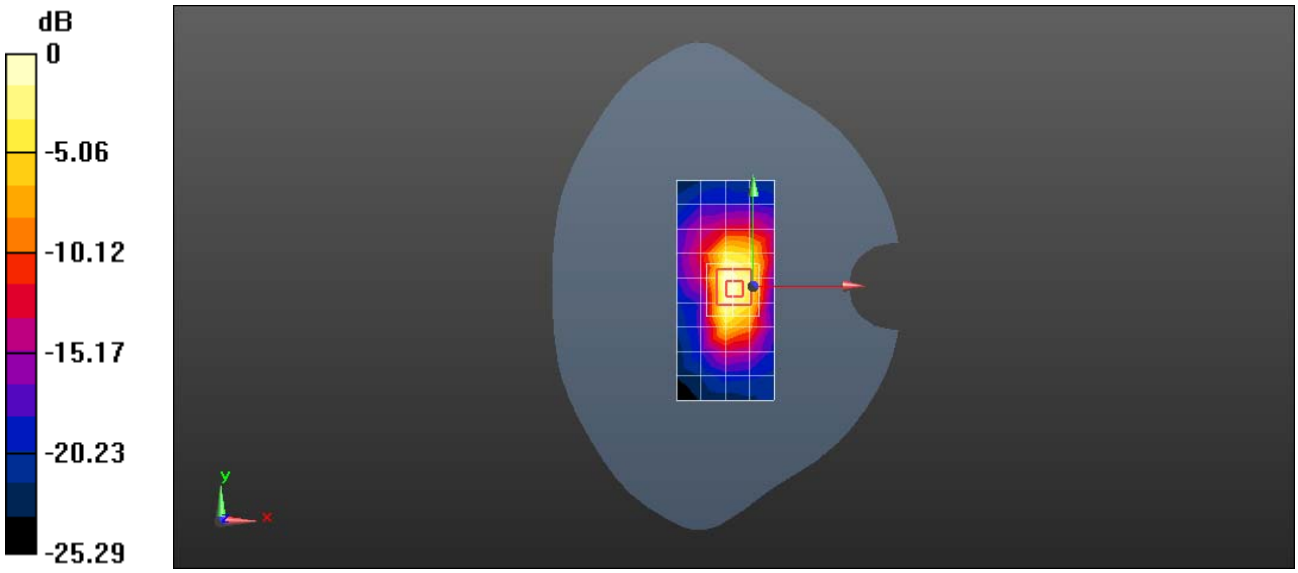

0 dB = 4.58 W/kg = 6.61 dBW/kg

Date: 2018-8-7

Test Laboratory: HUAWEI SAR/HAC Lab

LYA-LX9 UMTS Band V 4182CH Left Cheek with Battery2-Second Antenna

DUT: LYA-LX9; Type: Smart Phone; Serial: SAR2

Communication System: UID 0, HW-UMTS-FDD(WCDMA) (0); Frequency: 836.4 MHz;Duty Cycle: 1:1
Medium parameters used (interpolated): f = 836.4 MHz; σ = 0.891 S/m; ε_r = 41.33; ρ = 1000 kg/m^3
Phantom section: Left Section

DASY Configuration:

- Probe: EX3DV4 - SN7489; ConvF(10.39, 10.39, 10.39) @ 836.4 MHz; Calibrated: 2018-1-9
- Sensor-Surface: 1.4mm (Mechanical Surface Detection), z = 1.0, 31.0
- Electronics: DAE4 Sn852; Calibrated: 2018-4-23
- Phantom: SAM3; Type: SAM; Serial: 1597
- DASY52 52.10.1(1476); SEMCAD X 14.6.11(7439)

Configuration/Head/Area Scan (9x14x1): Measurement grid: dx=15mm, dy=15mm

Info: Interpolated medium parameters used for SAR evaluation.
Maximum value of SAR (measured) = 0.489 W/kg

Configuration/Head/Zoom Scan (5x5x7)/Cube 0: Measurement grid: dx=8mm, dy=8mm, dz=5mm
Reference Value = 24.50 V/m; Power Drift = -0.05 dB
Peak SAR (extrapolated) = 0.838 W/kg
SAR(1 g) = 0.394 W/kg; SAR(10 g) = 0.212 W/kg

Info: Interpolated medium parameters used for SAR evaluation.
Maximum value of SAR (measured) = 0.655 W/kg



0 dB = 0.489 W/kg = -3.11 dBW/kg

Date: 2018-8-3

Test Laboratory: HUAWEI SAR/HAC Lab

LYA-L29 UMTS Band V 4233CH Right Cheek with Battery2-Main Antenna

DUT: LYA-L29; Type: Smart Phone; Serial: SAR2

Communication System: UID 0, HW-UMTS-FDD(WCDMA) (0); Frequency: 846.6 MHz;Duty Cycle: 1:1
Medium parameters used: f = 847 MHz; σ = 0.873 S/m; ε_r = 42.668; ρ = 1000 kg/m^3
Phantom section: Right Section

DASY Configuration:

- Probe: EX3DV4 - SN7489; ConvF(10.39, 10.39, 10.39) @ 846.6 MHz; Calibrated: 2018-1-9
- Sensor-Surface: 1.4mm (Mechanical Surface Detection), z = 1.0, 31.0
- Electronics: DAE4 Sn852; Calibrated: 2018-4-23
- Phantom: SAM3; Type: SAM; Serial: 1597
- DASY52 52.10.1(1476); SEMCAD X 14.6.11(7439)

Configuration/Head/Area Scan (9x14x1): Measurement grid: dx=15mm, dy=15mm
Maximum value of SAR (measured) = 0.260 W/kg

Configuration/Head/Zoom Scan (5x5x7)/Cube 0: Measurement grid: dx=8mm, dy=8mm, dz=5mm
Reference Value = 4.885 V/m; Power Drift = -0.16 dB
Peak SAR (extrapolated) = 0.281 W/kg
SAR(1 g) = 0.224 W/kg; SAR(10 g) = 0.176 W/kg
Maximum value of SAR (measured) = 0.258 W/kg



0 dB = 0.260 W/kg = -5.85 dBW/kg

Date: 2018-8-8

Test Laboratory: HUAWEI SAR/HAC Lab

LYA-L29 UMTS Band V 4182CH Back Side 15mm with Battery2-Second Antenna

DUT: LYA-L29; Type: Smart Phone; Serial: SAR2

Communication System: UID 0, HW-UMTS-FDD(WCDMA) (0); Frequency: 836.4 MHz;Duty Cycle: 1:1
Medium parameters used (interpolated): f = 836.4 MHz; σ = 0.947 S/m; ε_r = 56.315; ρ = 1000 kg/m^3
Phantom section: Flat Section

DASY Configuration:

- Probe: EX3DV4 - SN7489; ConvF(10.8, 10.8, 10.8) @ 836.4 MHz; Calibrated: 2018-1-9
- Sensor-Surface: 1.4mm (Mechanical Surface Detection), z = 1.0, 31.0
- Electronics: DAE4 Sn852; Calibrated: 2018-4-23
- Phantom: SAM4; Type: SAM; Serial: 1620
- DASY52 52.10.1(1476); SEMCAD X 14.6.11(7439)

Configuration/Body/Area Scan (9x14x1): Measurement grid: dx=15mm, dy=15mm

Info: Interpolated medium parameters used for SAR evaluation.
Maximum value of SAR (measured) = 0.167 W/kg

Configuration/Body/Zoom Scan (6x6x7)/Cube 0: Measurement grid: dx=8mm, dy=8mm, dz=5mm
Reference Value = 11.77 V/m; Power Drift = -0.15 dB
Peak SAR (extrapolated) = 0.190 W/kg
SAR(1 g) = 0.139 W/kg; SAR(10 g) = 0.102 W/kg

Info: Interpolated medium parameters used for SAR evaluation.
Maximum value of SAR (measured) = 0.172 W/kg

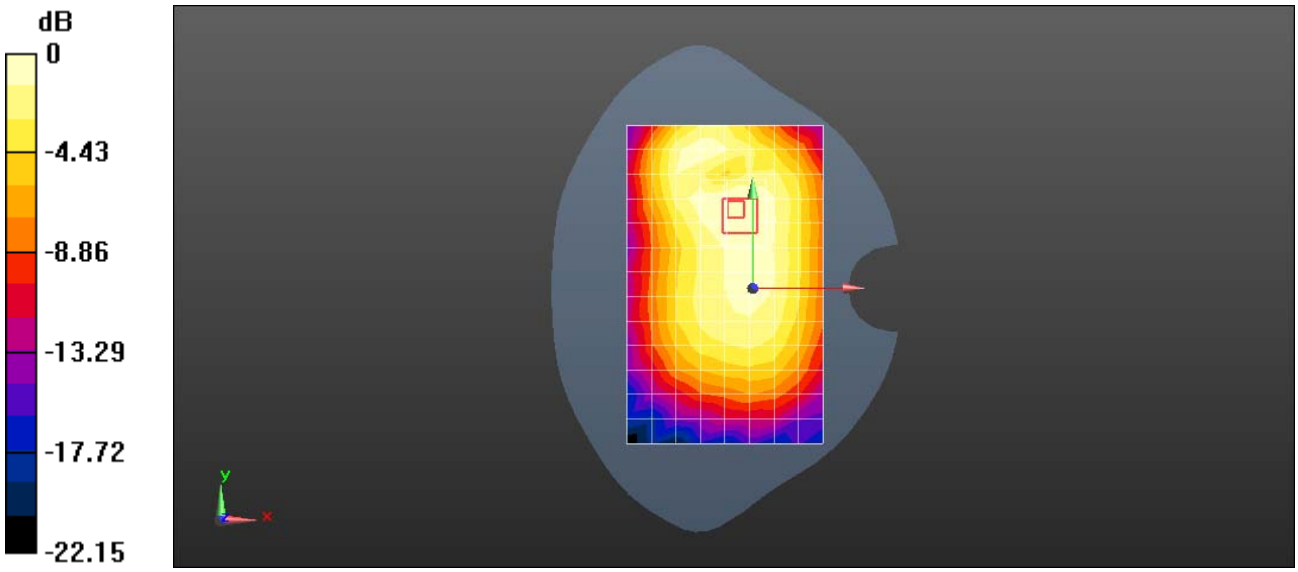

0 dB = 0.167 W/kg = -7.77 dBW/kg

Date: 2018-8-8

Test Laboratory: HUAWEI SAR/HAC Lab

LYA-L29 UMTS Band V 4182CH Back Side 15mm with Battery2-Main Antenna

DUT: LYA-L29; Type: Smart Phone; Serial: SAR2

Communication System: UID 0, HW-UMTS-FDD(WCDMA) (0); Frequency: 836.4 MHz;Duty Cycle: 1:1
Medium parameters used (interpolated): f = 836.4 MHz; σ = 0.947 S/m; ε_r = 56.315; ρ = 1000 kg/m^3
Phantom section: Flat Section

DASY Configuration:

- Probe: EX3DV4 - SN7489; ConvF(10.8, 10.8, 10.8) @ 836.4 MHz; Calibrated: 2018-1-9
- Sensor-Surface: 1.4mm (Mechanical Surface Detection), z = 1.0, 31.0
- Electronics: DAE4 Sn852; Calibrated: 2018-4-23
- Phantom: SAM4; Type: SAM; Serial: 1620
- DASY52 52.10.1(1476); SEMCAD X 14.6.11(7439)

Configuration/Body/Area Scan (9x14x1): Measurement grid: dx=15mm, dy=15mm

Info: Interpolated medium parameters used for SAR evaluation.
Maximum value of SAR (measured) = 0.295 W/kg

Configuration/Body/Zoom Scan (5x5x7)/Cube 0: Measurement grid: dx=8mm, dy=8mm, dz=5mm
Reference Value = 15.85 V/m; Power Drift = -0.04 dB
Peak SAR (extrapolated) = 0.325 W/kg
SAR(1 g) = 0.246 W/kg; SAR(10 g) = 0.182 W/kg

Info: Interpolated medium parameters used for SAR evaluation.
Maximum value of SAR (measured) = 0.295 W/kg

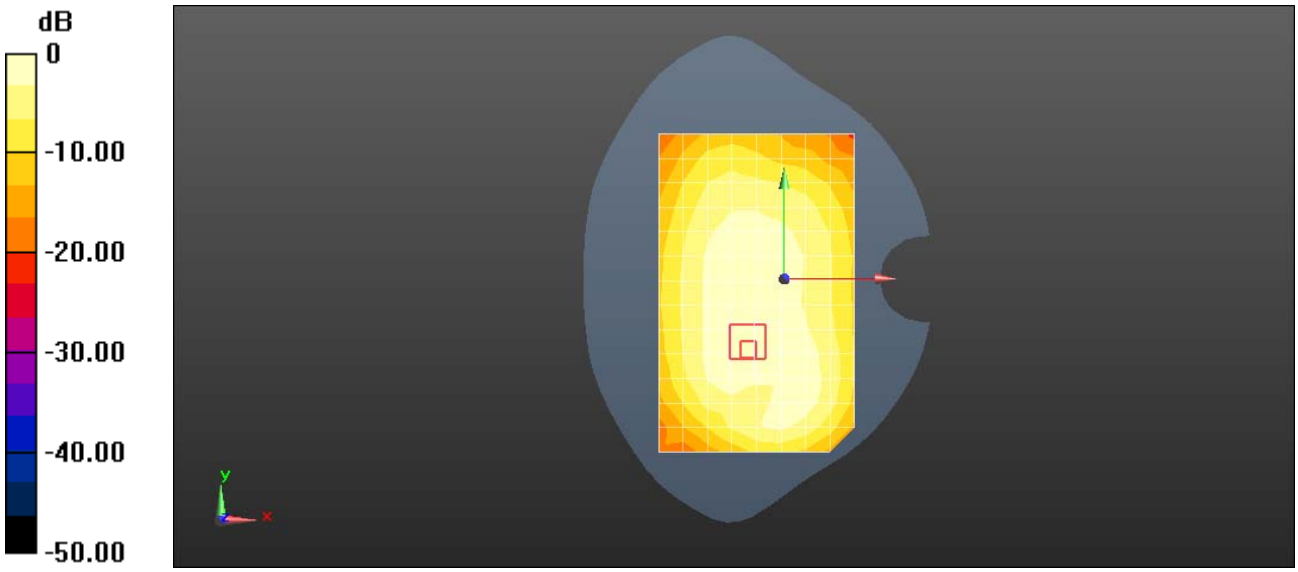

0 dB = 0.295 W/kg = -5.30 dBW/kg

Date: 2018-8-8

Test Laboratory: HUAWEI SAR/HAC Lab

LYA-L29 UMTS Band V 4182CH Back Side 10mm with Battery2-Second Antenna

DUT: LYA-L29; Type: Smart Phone; Serial: SAR2

Communication System: UID 0, HW-UMTS-FDD(WCDMA) (0); Frequency: 836.4 MHz;Duty Cycle: 1:1
Medium parameters used (interpolated): f = 836.4 MHz; σ = 0.947 S/m; ε_r = 56.315; ρ = 1000 kg/m^3
Phantom section: Flat Section

DASY Configuration:

- Probe: EX3DV4 - SN7489; ConvF(10.8, 10.8, 10.8) @ 836.4 MHz; Calibrated: 2018-1-9
- Sensor-Surface: 1.4mm (Mechanical Surface Detection), z = 1.0, 31.0
- Electronics: DAE4 Sn852; Calibrated: 2018-4-23
- Phantom: SAM4; Type: SAM; Serial: 1620
- DASY52 52.10.1(1476); SEMCAD X 14.6.11(7439)

Configuration/Body/Area Scan (9x14x1): Measurement grid: dx=15mm, dy=15mm

Info: Interpolated medium parameters used for SAR evaluation.
Maximum value of SAR (measured) = 0.382 W/kg

Configuration/Body/Zoom Scan (5x5x7)/Cube 0: Measurement grid: dx=8mm, dy=8mm, dz=5mm
Reference Value = 11.96 V/m; Power Drift = -0.10 dB
Peak SAR (extrapolated) = 0.448 W/kg
SAR(1 g) = 0.260 W/kg; SAR(10 g) = 0.149 W/kg

Info: Interpolated medium parameters used for SAR evaluation.
Maximum value of SAR (measured) = 0.383 W/kg

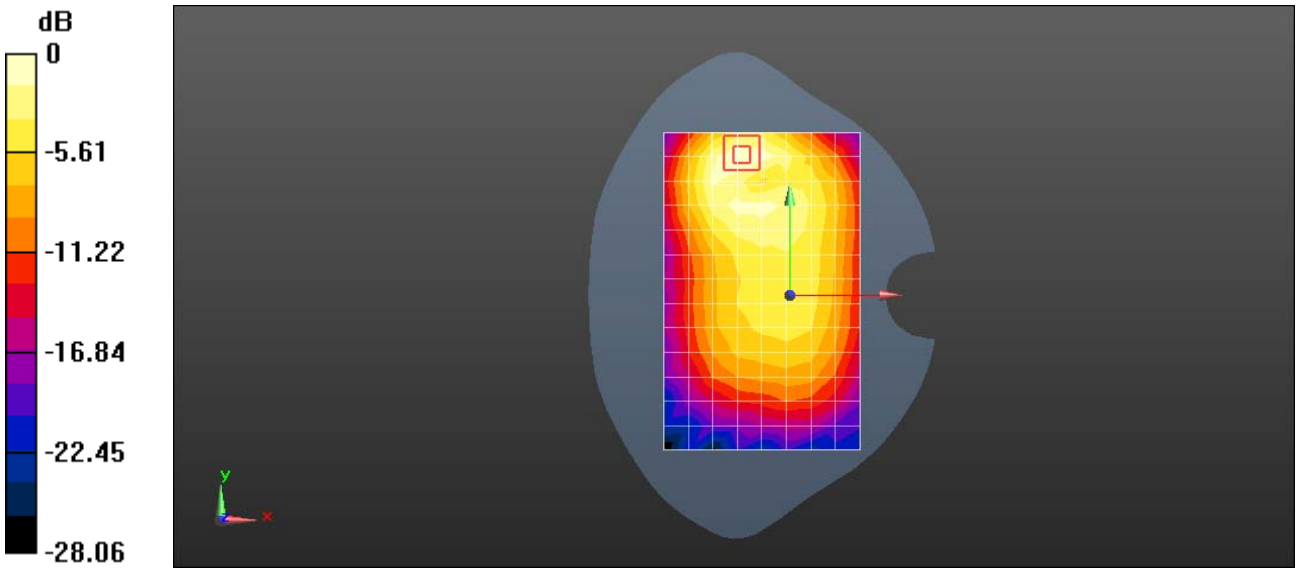

0 dB = 0.382 W/kg = -4.18 dBW/kg

Date: 2018-8-8

Test Laboratory: HUAWEI SAR/HAC Lab

LYA-L29 UMTS Band V 4182CH Back Side 10mm with Battery2-Main Antenna

DUT: LYA-L29; Type: Smart Phone; Serial: SAR2

Communication System: UID 0, HW-UMTS-FDD(WCDMA) (0); Frequency: 836.4 MHz;Duty Cycle: 1:1
Medium parameters used (interpolated): f = 836.4 MHz; σ = 0.947 S/m; ε_r = 56.315; ρ = 1000 kg/m^3
Phantom section: Flat Section

DASY Configuration:

- Probe: EX3DV4 - SN7489; ConvF(10.8, 10.8, 10.8) @ 836.4 MHz; Calibrated: 2018-1-9
- Sensor-Surface: 1.4mm (Mechanical Surface Detection), z = 1.0, 31.0
- Electronics: DAE4 Sn852; Calibrated: 2018-4-23
- Phantom: SAM4; Type: SAM; Serial: 1620
- DASY52 52.10.1(1476); SEMCAD X 14.6.11(7439)

Configuration/Body/Area Scan (9x14x1): Measurement grid: dx=15mm, dy=15mm

Info: Interpolated medium parameters used for SAR evaluation.
Maximum value of SAR (measured) = 0.458 W/kg

Configuration/Body/Zoom Scan (5x5x7)/Cube 0: Measurement grid: dx=8mm, dy=8mm, dz=5mm
Reference Value = 16.60 V/m; Power Drift = -0.05 dB
Peak SAR (extrapolated) = 0.576 W/kg
SAR(1 g) = 0.355 W/kg; SAR(10 g) = 0.217 W/kg

Info: Interpolated medium parameters used for SAR evaluation.
Maximum value of SAR (measured) = 0.501 W/kg

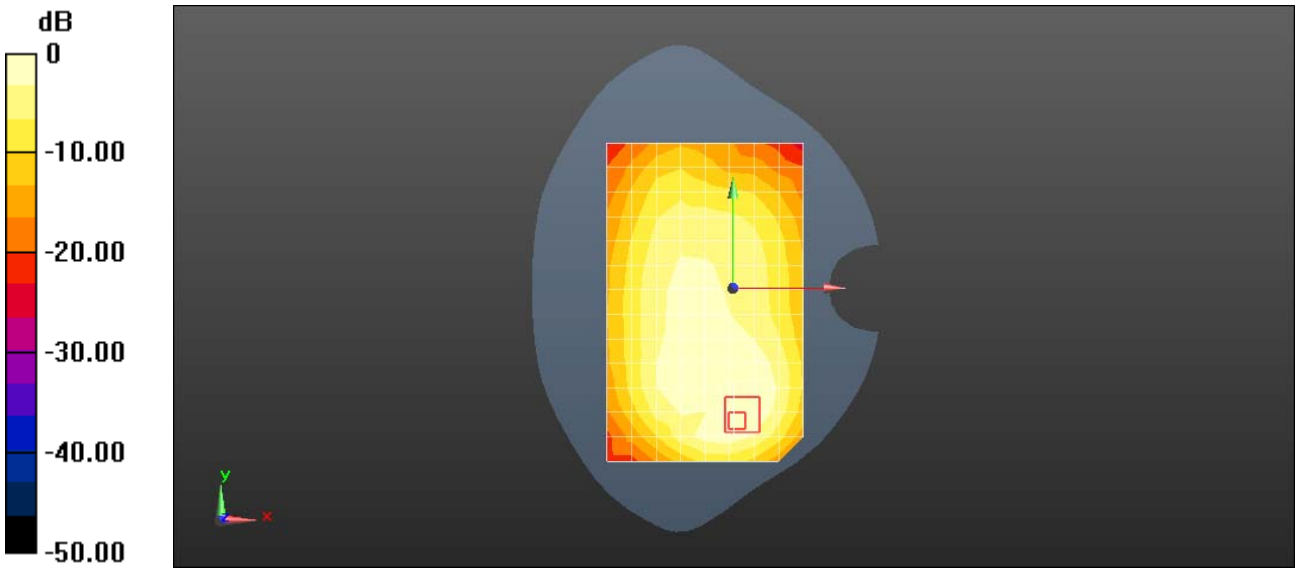

0 dB = 0.458 W/kg = -3.39 dBW/kg

Date: 2018-8-7

Test Laboratory: HUAWEI SAR/HAC Lab

LYA-L29 LTE Band 2 20M QPSK 1RB 0 Offset 19100CH Right Tilt with Battery2-Second Antenna

DUT: LYA-L29; Type: Smart Phone; Serial: SAR1

Communication System: UID 0, LTE-FDD (SC-FDMA, 20MHz, QPSK/16-QAM) (0); Frequency: 1900 MHz;Duty Cycle: 1:1
Medium parameters used: f = 1900 MHz; σ = 1.366 S/m; ε_r = 40.034; ρ = 1000 kg/m^3
Phantom section: Right Section

DASY Configuration:

- Probe: EX3DV4 - SN3736; ConvF(7.85, 7.85, 7.85) @ 1900 MHz; Calibrated: 2018-4-27
- Sensor-Surface: 1.4mm (Mechanical Surface Detection), z = 1.0, 31.0
- Electronics: DAE3 Sn360; Calibrated: 2017-11-2
- Phantom: SAM1; Type: SAM; Serial: 1475
- DASY52 52.10.1(1476); SEMCAD X 14.6.11(7439)

Configuration/Head/Area Scan (8x14x1): Measurement grid: dx=15mm, dy=15mm
Maximum value of SAR (measured) = 0.228 W/kg

Configuration/Head/Zoom Scan (5x5x7)/Cube 0: Measurement grid: dx=8mm, dy=8mm, dz=5mm
Reference Value = 13.05 V/m; Power Drift = -0.06 dB
Peak SAR (extrapolated) = 0.545 W/kg
SAR(1 g) = 0.234 W/kg; SAR(10 g) = 0.097 W/kg

Maximum value of SAR (measured) = 0.412 W/kg

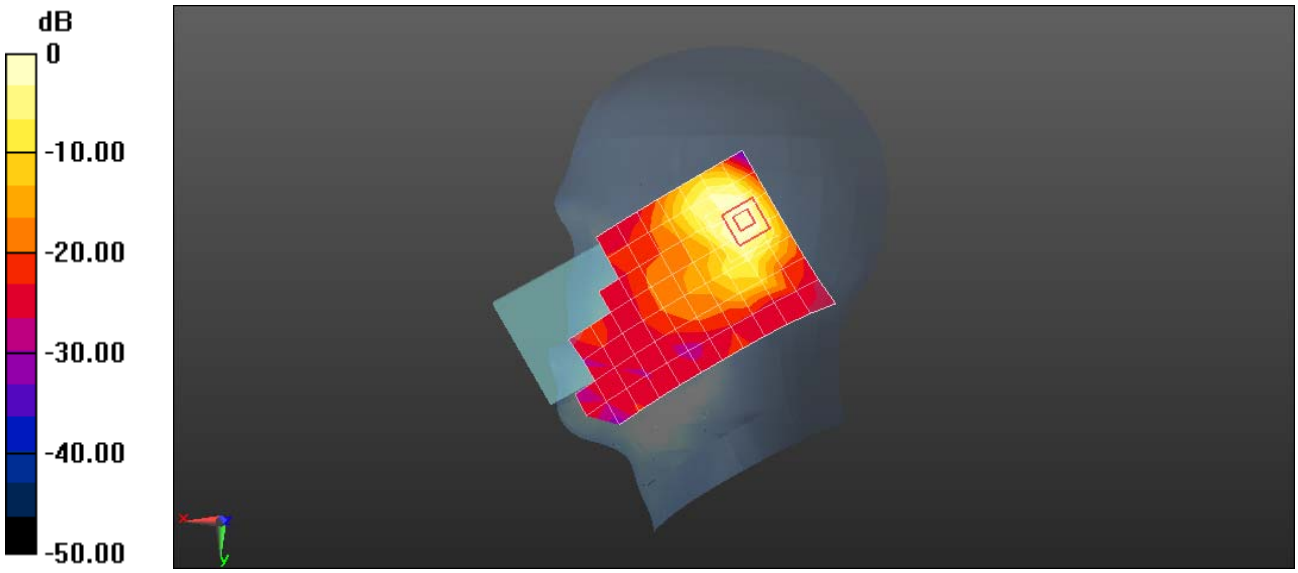

0 dB = 0.228 W/kg = -6.42 dBW/kg

Date: 2018-8-8

Test Laboratory: HUAWEI SAR/HAC Lab

LYA-L29 LTE Band 2 20M QPSK 1RB 50 Offset 19100CH Right Cheek with Baterry2-Main Antenna

DUT: LYA-L29; Type: Smart Phone; Serial: SAR1

Communication System: UID 0, LTE-FDD (SC-FDMA, 20MHz, QPSK/16-QAM) (0); Frequency: 1900 MHz;Duty Cycle: 1:1
Medium parameters used: f = 1900 MHz; σ = 1.366 S/m; ε_r = 40.034; ρ = 1000 kg/m^3
Phantom section: Right Section

DASY Configuration:

- Probe: EX3DV4 - SN3736; ConvF(7.85, 7.85, 7.85) @ 1900 MHz; Calibrated: 2018-4-27
- Sensor-Surface: 1.4mm (Mechanical Surface Detection), z = 1.0, 31.0
- Electronics: DAE3 Sn360; Calibrated: 2017-11-2
- Phantom: SAM1; Type: SAM; Serial: 1475
- DASY52 52.10.1(1476); SEMCAD X 14.6.11(7439)

Configuration/Head/Area Scan (8x14x1): Measurement grid: dx=15mm, dy=15mm
Maximum value of SAR (measured) = 0.0863 W/kg

Configuration/Head/Zoom Scan (6x6x7)/Cube 0: Measurement grid: dx=8mm, dy=8mm, dz=5mm
Reference Value = 2.122 V/m; Power Drift = -0.14 dB
Peak SAR (extrapolated) = 0.109 W/kg
SAR(1 g) = 0.071 W/kg; SAR(10 g) = 0.046 W/kg
Maximum value of SAR (measured) = 0.0933 W/kg



0 dB = 0.0863 W/kg = -10.64 dBW/kg

Date: 2018-8-9

Test Laboratory: HUAWEI SAR/HAC Lab

LYA-L29 LTE Band 2 20M QPSK 1RB 0 Offset 19100CH Back Side 15mm-Second Antenna

DUT: LYA-L29; Type: Smart Phone; Serial: SAR1

Communication System: UID 0, LTE-FDD (SC-FDMA, 20MHz, QPSK/16-QAM) (0); Frequency: 1900 MHz;Duty Cycle: 1:1
Medium parameters used: f = 1900 MHz; σ = 1.573 S/m; ε_r = 53.621; ρ = 1000 kg/m^3
Phantom section: Flat Section

DASY Configuration:

- Probe: EX3DV4 - SN3736; ConvF(7.52, 7.52, 7.52) @ 1900 MHz; Calibrated: 2018-4-27
- Sensor-Surface: 1.4mm (Mechanical Surface Detection), z = 1.0, 31.0
- Electronics: DAE3 Sn360; Calibrated: 2017-11-2
- Phantom: SAM2; Type: SAM; Serial: 1474
- DASY52 52.10.1(1476); SEMCAD X 14.6.11(7439)

Configuration/Body/Area Scan (8x14x1): Measurement grid: dx=15mm, dy=15mm
Maximum value of SAR (measured) = 0.226 W/kg

Configuration/Body/Zoom Scan (5x5x7)/Cube 0: Measurement grid: dx=8mm, dy=8mm, dz=5mm
Reference Value = 4.203 V/m; Power Drift = -0.01 dB
Peak SAR (extrapolated) = 0.264 W/kg
SAR(1 g) = 0.156 W/kg; SAR(10 g) = 0.086 W/kg
Maximum value of SAR (measured) = 0.228 W/kg

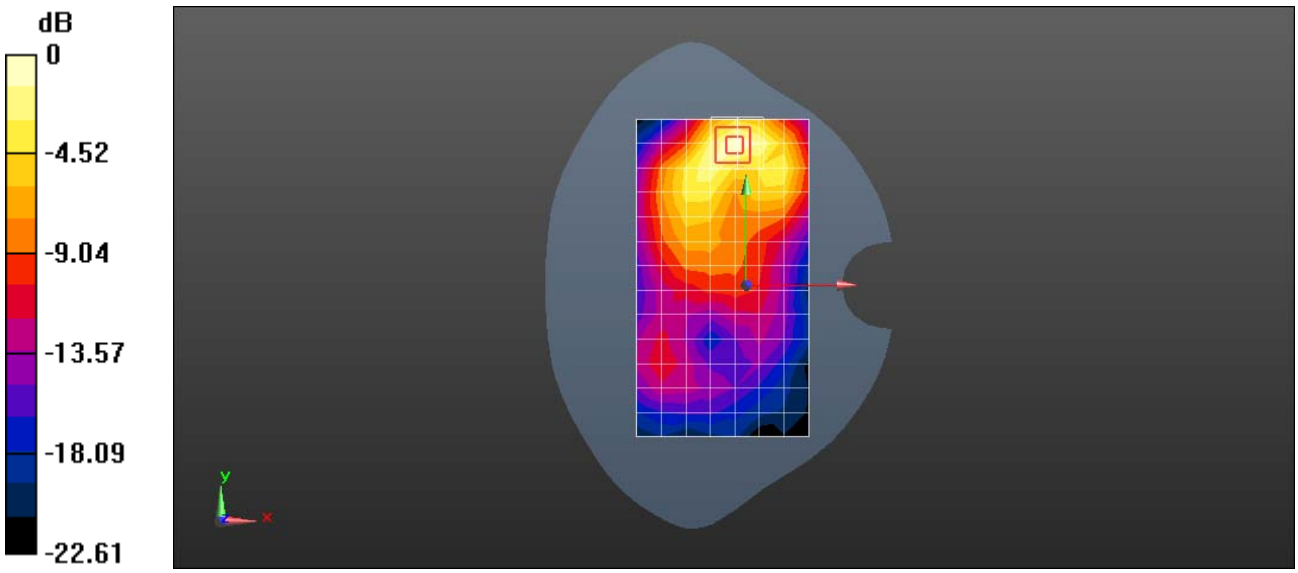

0 dB = 0.226 W/kg = -6.46 dBW/kg

Date: 2018-8-9

Test Laboratory: HUAWEI SAR/HAC Lab

LYA-L29 LTE Band 2 20M QPSK 1RB 50 Offset 19100CH Front Side 15mm with Battery2-Main Antenna

DUT: LYA-L29; Type: Smart Phone; Serial: SAR1

Communication System: UID 0, LTE-FDD (SC-FDMA, 20MHz, QPSK/16-QAM) (0); Frequency: 1900 MHz;Duty Cycle: 1:1
Medium parameters used: f = 1900 MHz; σ = 1.573 S/m; ε_r = 53.621; ρ = 1000 kg/m^3
Phantom section: Flat Section

DASY Configuration:

- Probe: EX3DV4 - SN3736; ConvF(7.52, 7.52, 7.52) @ 1900 MHz; Calibrated: 2018-4-27
- Sensor-Surface: 1.4mm (Mechanical Surface Detection), z = 1.0, 31.0
- Electronics: DAE3 Sn360; Calibrated: 2017-11-2
- Phantom: SAM2; Type: SAM; Serial: 1474
- DASY52 52.10.1(1476); SEMCAD X 14.6.11(7439)

Configuration/Body/Area Scan (8x14x1): Measurement grid: dx=15mm, dy=15mm
Maximum value of SAR (measured) = 0.883 W/kg

Configuration/Body/Zoom Scan (5x5x7)/Cube 0: Measurement grid: dx=8mm, dy=8mm, dz=5mm
Reference Value = 8.152 V/m; Power Drift = -0.10 dB
Peak SAR (extrapolated) = 1.03 W/kg
SAR(1 g) = 0.620 W/kg; SAR(10 g) = 0.347 W/kg
Maximum value of SAR (measured) = 0.894 W/kg

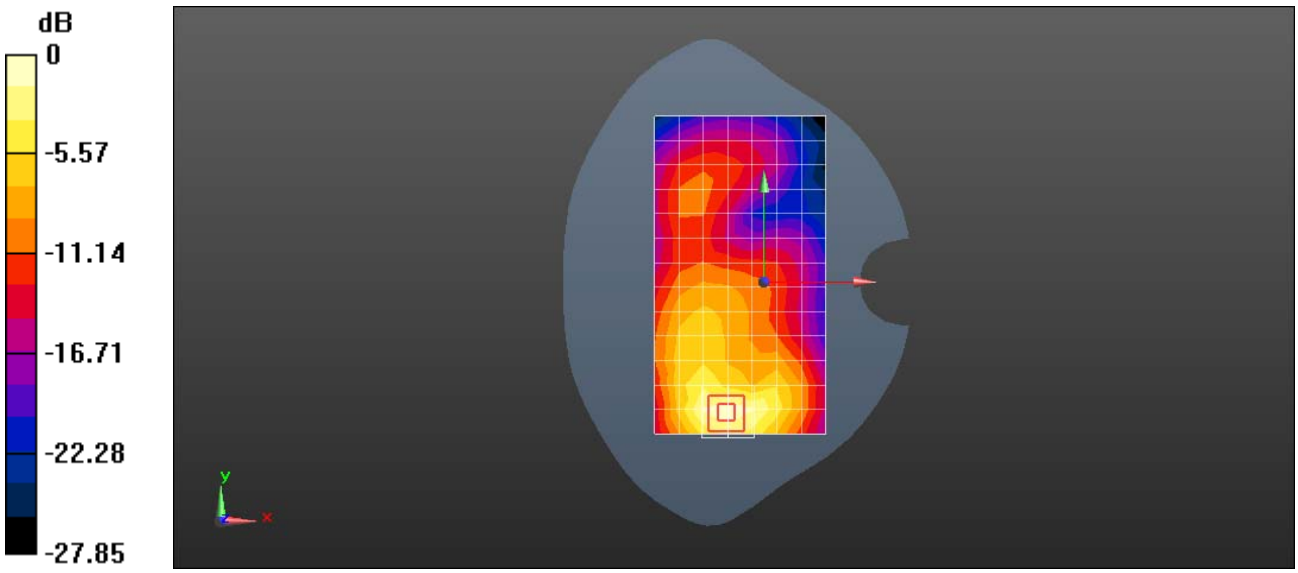

0 dB = 0.883 W/kg = -0.54 dBW/kg

Date: 2018-8-10

Test Laboratory: HUAWEI SAR/HAC Lab

LYA-L29 LTE Band 2 20M QPSK 1RB 0 Offset 19100CH Top Side 10mm-Second Antenna

DUT: LYA-L29; Type: Smart Phone; Serial: SAR1

Communication System: UID 0, LTE-FDD (SC-FDMA, 20MHz, QPSK/16-QAM) (0); Frequency: 1900 MHz;Duty Cycle: 1:1
Medium parameters used: f = 1900 MHz; σ = 1.573 S/m; ε_r = 53.621; ρ = 1000 kg/m^3
Phantom section: Flat Section

DASY Configuration:

- Probe: EX3DV4 - SN3736; ConvF(7.52, 7.52, 7.52) @ 1900 MHz; Calibrated: 2018-4-27
- Sensor-Surface: 1.4mm (Mechanical Surface Detection), z = 1.0, 31.0
- Electronics: DAE3 Sn360; Calibrated: 2017-11-2
- Phantom: SAM2; Type: SAM; Serial: 1474
- DASY52 52.10.1(1476); SEMCAD X 14.6.11(7439)

Configuration/Body/Area Scan (5x7x1): Measurement grid: dx=15mm, dy=15mm
Maximum value of SAR (measured) = 0.756 W/kg

Configuration/Body/Zoom Scan (5x5x7)/Cube 0: Measurement grid: dx=8mm, dy=8mm, dz=5mm
Reference Value = 20.55 V/m; Power Drift = 0.08 dB
Peak SAR (extrapolated) = 1.06 W/kg
SAR(1 g) = 0.570 W/kg; SAR(10 g) = 0.278 W/kg

Maximum value of SAR (measured) = 0.897 W/kg

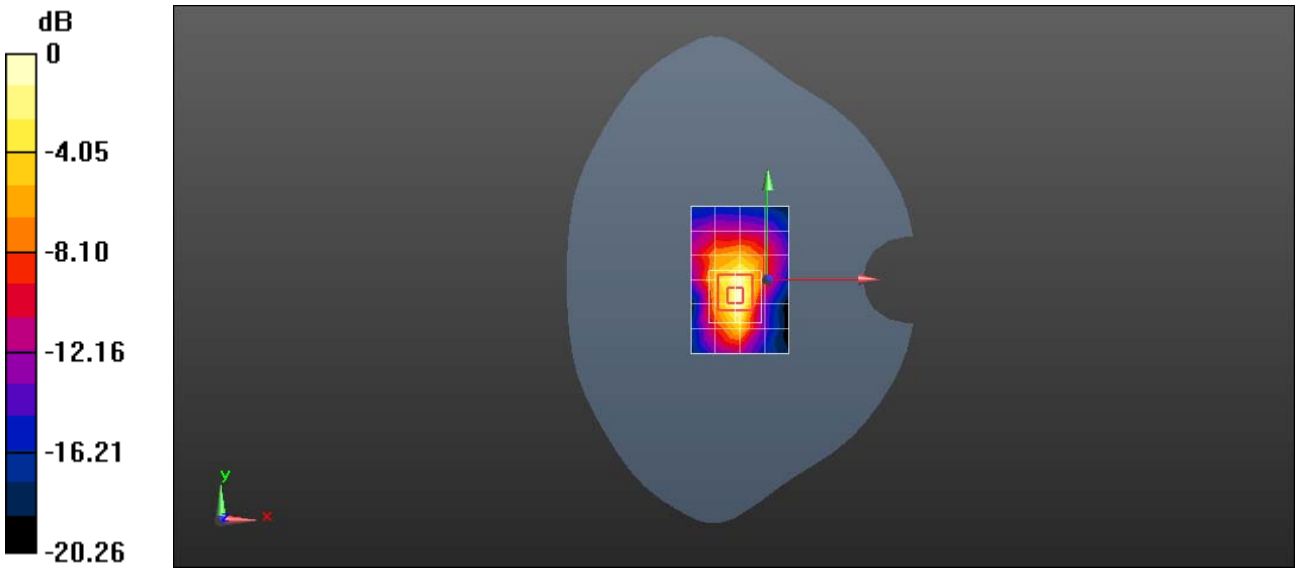

0 dB = 0.756 W/kg = -1.21 dBW/kg

Date: 2018-8-9

Test Laboratory: HUAWEI SAR/HAC Lab

LYA-L29 LTE Band 2 20M QPSK 1RB 99 Offset 18700CH Bottom Side 10mm-Main Antenna

DUT: LYA-L29; Type: Smart Phone; Serial: SAR1

Communication System: UID 0, LTE-FDD (SC-FDMA, 20MHz, QPSK/16-QAM) (0); Frequency: 1860 MHz;Duty Cycle: 1:1
Medium parameters used: f = 1860 MHz; σ = 1.547 S/m; ε_r = 53.678; ρ = 1000 kg/m^3
Phantom section: Flat Section

DASY Configuration:

- Probe: EX3DV4 - SN3736; ConvF(7.52, 7.52, 7.52) @ 1860 MHz; Calibrated: 2018-4-27
- Sensor-Surface: 1.4mm (Mechanical Surface Detection), z = 1.0, 31.0
- Electronics: DAE3 Sn360; Calibrated: 2017-11-2
- Phantom: SAM2; Type: SAM; Serial: 1474
- DASY52 52.10.1(1476); SEMCAD X 14.6.11(7439)

Configuration/Body/Area Scan (6x11x1): Measurement grid: dx=15mm, dy=15mm
Maximum value of SAR (measured) = 0.753 W/kg

Configuration/Body/Zoom Scan (5x5x7)/Cube 0: Measurement grid: dx=8mm, dy=8mm, dz=5mm
Reference Value = 20.04 V/m; Power Drift = 0.17 dB
Peak SAR (extrapolated) = 0.916 W/kg
SAR(1 g) = 0.514 W/kg; SAR(10 g) = 0.263 W/kg
Maximum value of SAR (measured) = 0.761 W/kg

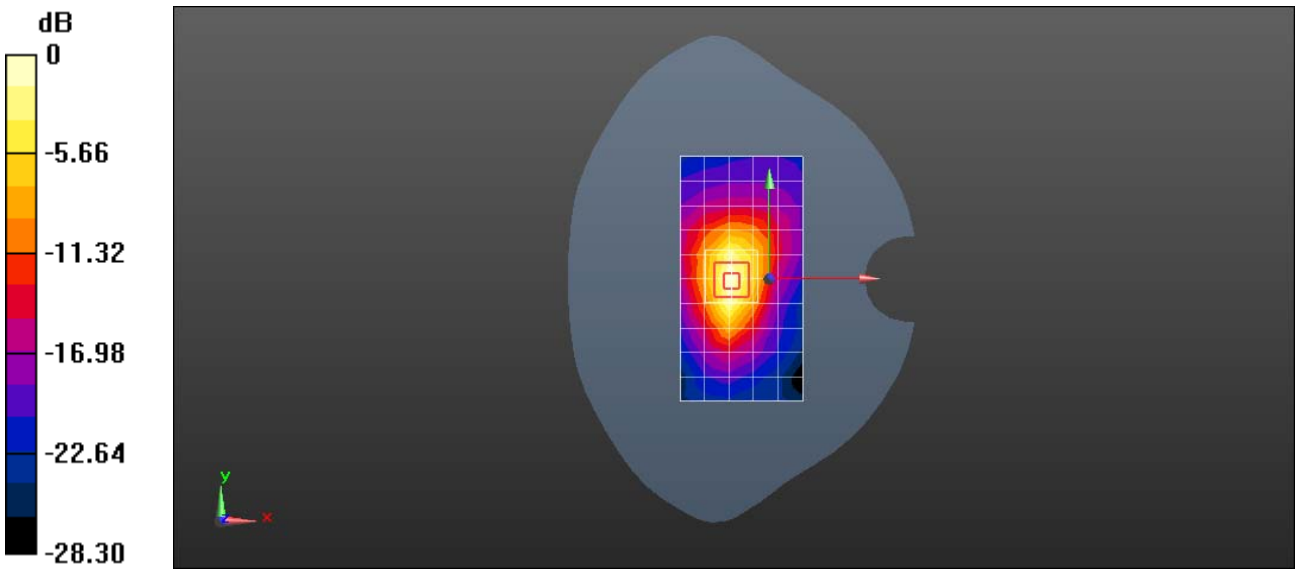

0 dB = 0.753 W/kg = -1.23 dBW/kg

Date: 2018-8-10

Test Laboratory: HUAWEI SAR/HAC Lab

LYA-L29 LTE Band 2 20M QPSK 1RB 50 Offset 19100CH Bottom Side 6mm-Main Antenna

DUT: LYA-L29; Type: Smart Phone; Serial: SAR1

Communication System: UID 0, LTE-FDD (SC-FDMA, 20MHz, QPSK/16-QAM) (0); Frequency: 1900 MHz;Duty Cycle: 1:1
Medium parameters used: f = 1900 MHz; σ = 1.573 S/m; ε_r = 53.621; ρ = 1000 kg/m^3
Phantom section: Flat Section

DASY Configuration:

- Probe: EX3DV4 - SN3736; ConvF(7.52, 7.52, 7.52) @ 1900 MHz; Calibrated: 2018-4-27
- Sensor-Surface: 1.4mm (Mechanical Surface Detection), z = 1.0, 31.0
- Electronics: DAE3 Sn360; Calibrated: 2017-11-2
- Phantom: SAM2; Type: SAM; Serial: 1474
- DASY52 52.10.1(1476); SEMCAD X 14.6.11(7439)

Configuration/Body/Area Scan (5x8x1): Measurement grid: dx=15mm, dy=15mm
Maximum value of SAR (measured) = 7.08 W/kg

Configuration/Body/Zoom Scan (5x5x7)/Cube 0: Measurement grid: dx=8mm, dy=8mm, dz=5mm
Reference Value = 72.31 V/m; Power Drift = -0.12 dB
Peak SAR (extrapolated) = 9.48 W/kg
SAR(1 g) = 4.82 W/kg; SAR(10 g) = 2.22 W/kg
Maximum value of SAR (measured) = 7.88 W/kg

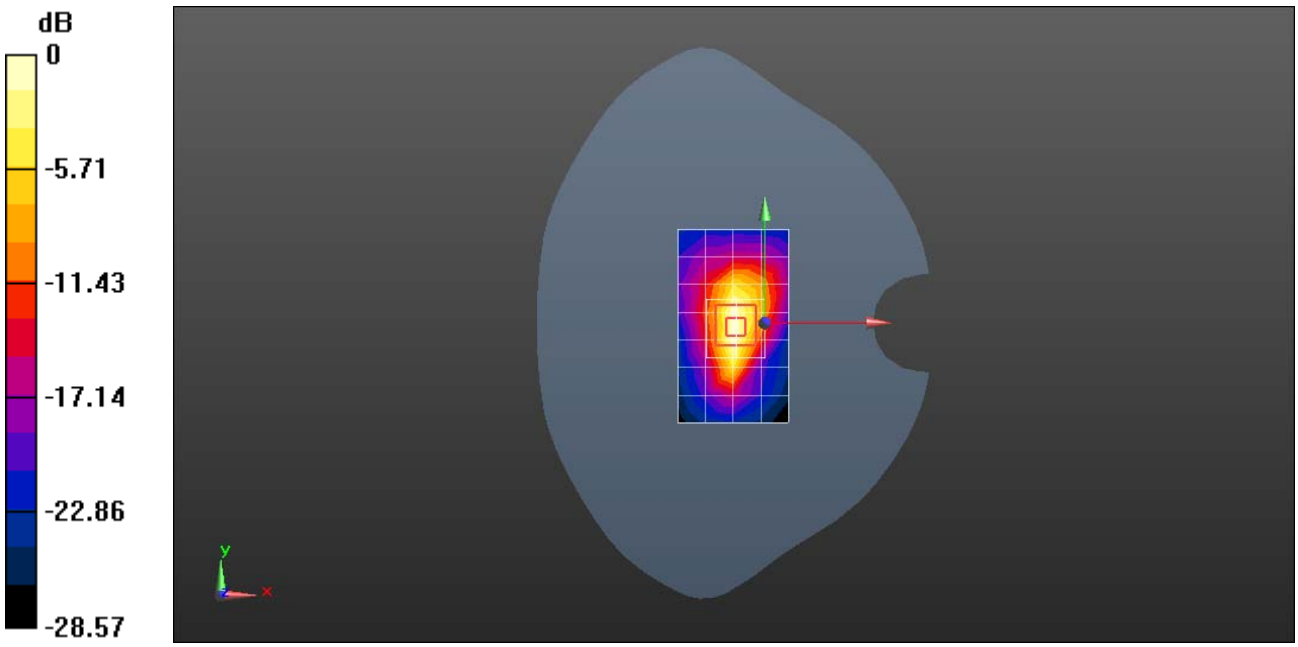

0 dB = 7.08 W/kg = 8.50 dBW/kg

Date: 2018-8-3

Test Laboratory: HUAWEI SAR/HAC Lab

LYA-L29 LTE Band 4 20M QPSK 1RB 50 Offset 20300CH Right Cheek with Battery2-Second Antenna

DUT: LYA-L29; Type: Smart Phone; Serial: SAR2

Communication System: UID 0, LTE-FDD (SC-FDMA, 20MHz, QPSK/16-QAM) (0); Frequency: 1745 MHz;Duty Cycle: 1:1
Medium parameters used: f = 1745 MHz; σ = 1.333 S/m; ε_r = 38.679; ρ = 1000 kg/m^3
Phantom section: Right Section

DASY Configuration:

- Probe: EX3DV4 - SN7489; ConvF(8.9, 8.9, 8.9) @ 1745 MHz; Calibrated: 2018-1-9
- Sensor-Surface: 1.4mm (Mechanical Surface Detection), z = 1.0, 31.0
- Electronics: DAE4 Sn852; Calibrated: 2018-4-23
- Phantom: SAM3; Type: SAM; Serial: 1597
- DASY52 52.10.1(1476); SEMCAD X 14.6.11(7439)

Configuration/Head/Area Scan (9x14x1): Measurement grid: dx=15mm, dy=15mm
Maximum value of SAR (measured) = 0.477 W/kg

Configuration/Head/Zoom Scan (6x6x7)/Cube 0: Measurement grid: dx=8mm, dy=8mm, dz=5mm
Reference Value = 17.69 V/m; Power Drift = -0.13 dB
Peak SAR (extrapolated) = 0.641 W/kg
SAR(1 g) = 0.283 W/kg; SAR(10 g) = 0.133 W/kg

Maximum value of SAR (measured) = 0.525 W/kg



0 dB = 0.477 W/kg = -3.21 dBW/kg

Date: 2018-8-3

Test Laboratory: HUAWEI SAR/HAC Lab

LYA-L29 LTE Band 4 20M QPSK 1RB 0 Offset 20300CH Left Cheek-Main Antenna

DUT: LYA-L29; Type: Smart Phone; Serial: SAR2

Communication System: UID 0, LTE-FDD (SC-FDMA, 20MHz, QPSK/16-QAM) (0); Frequency: 1745 MHz;Duty Cycle: 1:1
Medium parameters used: f = 1745 MHz; σ = 1.333 S/m; ε_r = 38.679; ρ = 1000 kg/m^3
Phantom section: Left Section

DASY Configuration:

- Probe: EX3DV4 - SN7489; ConvF(8.9, 8.9, 8.9) @ 1745 MHz; Calibrated: 2018-1-9
- Sensor-Surface: 1.4mm (Mechanical Surface Detection), z = 1.0, 31.0
- Electronics: DAE4 Sn852; Calibrated: 2018-4-23
- Phantom: SAM3; Type: SAM; Serial: 1597
- DASY52 52.10.1(1476); SEMCAD X 14.6.11(7439)

Configuration/Head/Area Scan (9x14x1): Measurement grid: dx=15mm, dy=15mm
Maximum value of SAR (measured) = 0.155 W/kg

Configuration/Head/Zoom Scan (5x6x7)/Cube 0: Measurement grid: dx=8mm, dy=8mm, dz=5mm
Reference Value = 10.49 V/m; Power Drift = -0.08 dB
Peak SAR (extrapolated) = 0.175 W/kg
SAR(1 g) = 0.121 W/kg; SAR(10 g) = 0.080 W/kg
Maximum value of SAR (measured) = 0.155 W/kg

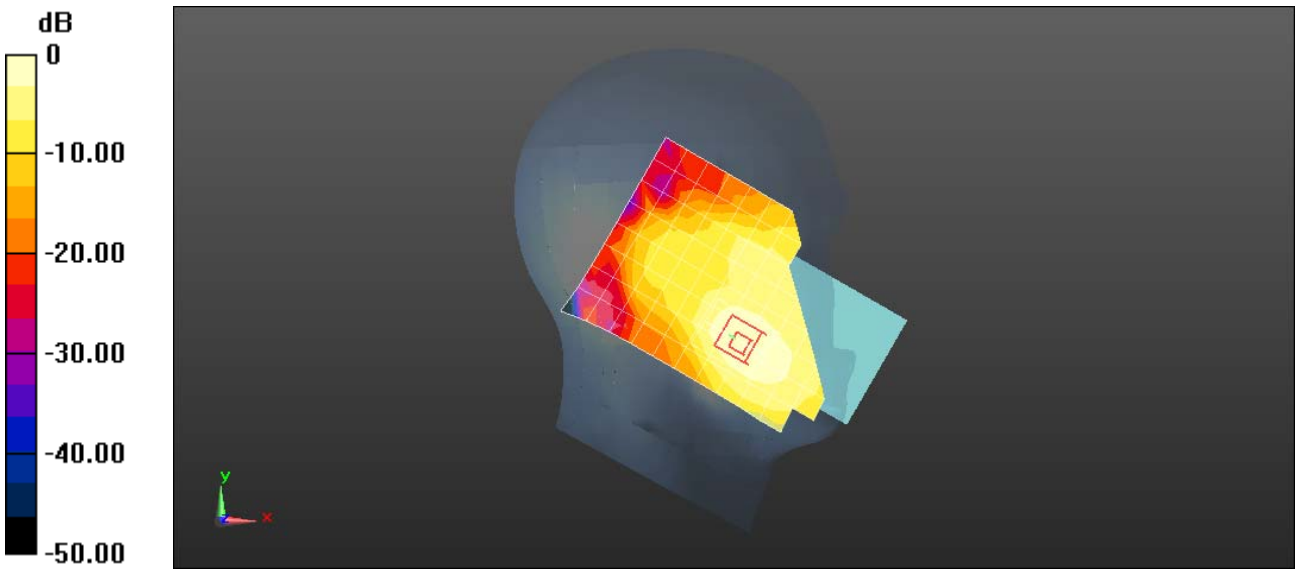

0 dB = 0.155 W/kg = -8.10 dBW/kg

Date: 2018-8-10

Test Laboratory: HUAWEI SAR/HAC Lab

LYA-L29 LTE Band 4 20M QPSK 50%RB 25 Offset 20050CH Back Side 15mm-Second Antenna

DUT: LYA-L29; Type: Smart Phone; Serial: SAR2

Communication System: UID 0, LTE-FDD (SC-FDMA, 20MHz, QPSK/16-QAM) (0); Frequency: 1720 MHz;Duty Cycle: 1:1
Medium parameters used: f = 1720 MHz; σ = 1.486 S/m; ε_r = 54.135; ρ = 1000 kg/m^3
Phantom section: Flat Section

DASY Configuration:

- Probe: EX3DV4 - SN7489; ConvF(8.99, 8.99, 8.99) @ 1720 MHz; Calibrated: 2018-1-9
- Sensor-Surface: 1.4mm (Mechanical Surface Detection), z = 1.0, 31.0
- Electronics: DAE4 Sn852; Calibrated: 2018-4-23
- Phantom: SAM4; Type: SAM; Serial: 1620
- DASY52 52.10.1(1476); SEMCAD X 14.6.11(7439)

Configuration/Body/Area Scan (9x14x1): Measurement grid: dx=15mm, dy=15mm
Maximum value of SAR (measured) = 0.127 W/kg

Configuration/Body/Zoom Scan (5x6x7)/Cube 0: Measurement grid: dx=8mm, dy=8mm, dz=5mm
Reference Value = 7.585 V/m; Power Drift = -0.16 dB
Peak SAR (extrapolated) = 0.138 W/kg
SAR(1 g) = 0.082 W/kg; SAR(10 g) = 0.045 W/kg
Maximum value of SAR (measured) = 0.120 W/kg

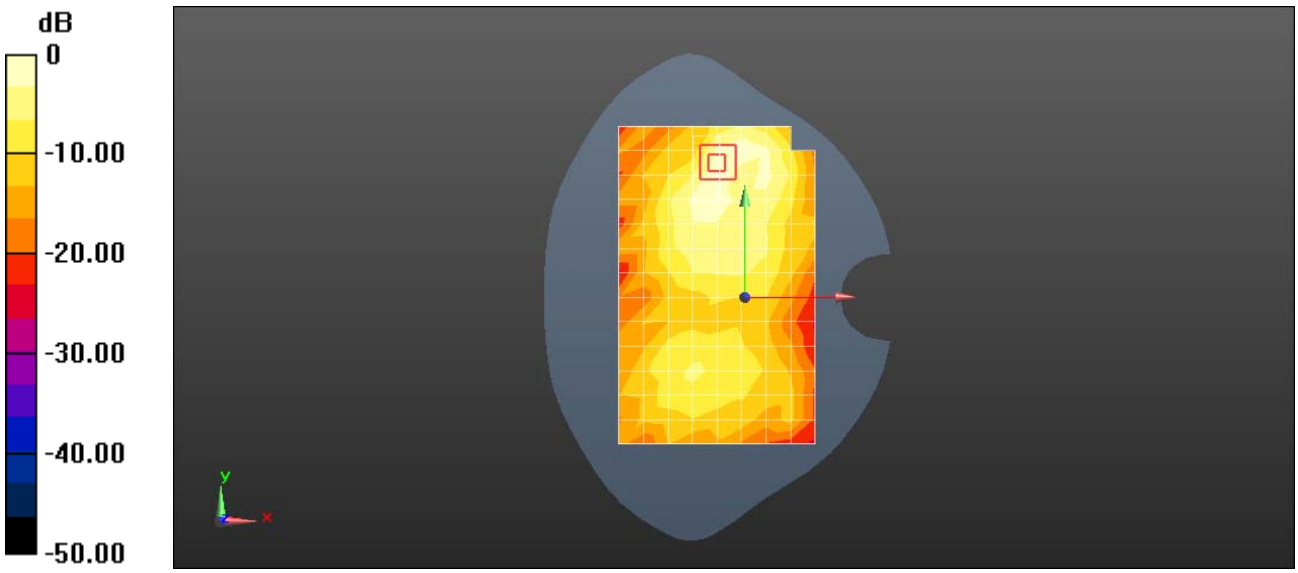

0 dB = 0.127 W/kg = -8.96 dBW/kg

Date: 2018-8-9

Test Laboratory: HUAWEI SAR/HAC Lab

LYA-L29 LTE Band 4 20M QPSK 1RB 0 Offset 20300CH Back Side 15mm with Battery2-Main Antenna

DUT: LYA-L29; Type: Smart Phone; Serial: SAR2

Communication System: UID 0, LTE-FDD (SC-FDMA, 20MHz, QPSK/16-QAM) (0); Frequency: 1745 MHz;Duty Cycle: 1:1
Medium parameters used: f = 1745 MHz; σ = 1.504 S/m; ε_r = 54.116; ρ = 1000 kg/m^3
Phantom section: Flat Section

DASY Configuration:

- Probe: EX3DV4 - SN7489; ConvF(8.99, 8.99, 8.99) @ 1745 MHz; Calibrated: 2018-1-9
- Sensor-Surface: 1.4mm (Mechanical Surface Detection), z = 1.0, 31.0
- Electronics: DAE4 Sn852; Calibrated: 2018-4-23
- Phantom: SAM4; Type: SAM; Serial: 1620
- DASY52 52.10.1(1476); SEMCAD X 14.6.11(7439)

Configuration/Body/Area Scan (9x14x1): Measurement grid: dx=15mm, dy=15mm
Maximum value of SAR (measured) = 0.728 W/kg

Configuration/Body/Zoom Scan (5x5x7)/Cube 0: Measurement grid: dx=8mm, dy=8mm, dz=5mm
Reference Value = 15.88 V/m; Power Drift = 0.03 dB
Peak SAR (extrapolated) = 0.982 W/kg
SAR(1 g) = 0.625 W/kg; SAR(10 g) = 0.364 W/kg
Maximum value of SAR (measured) = 0.871 W/kg

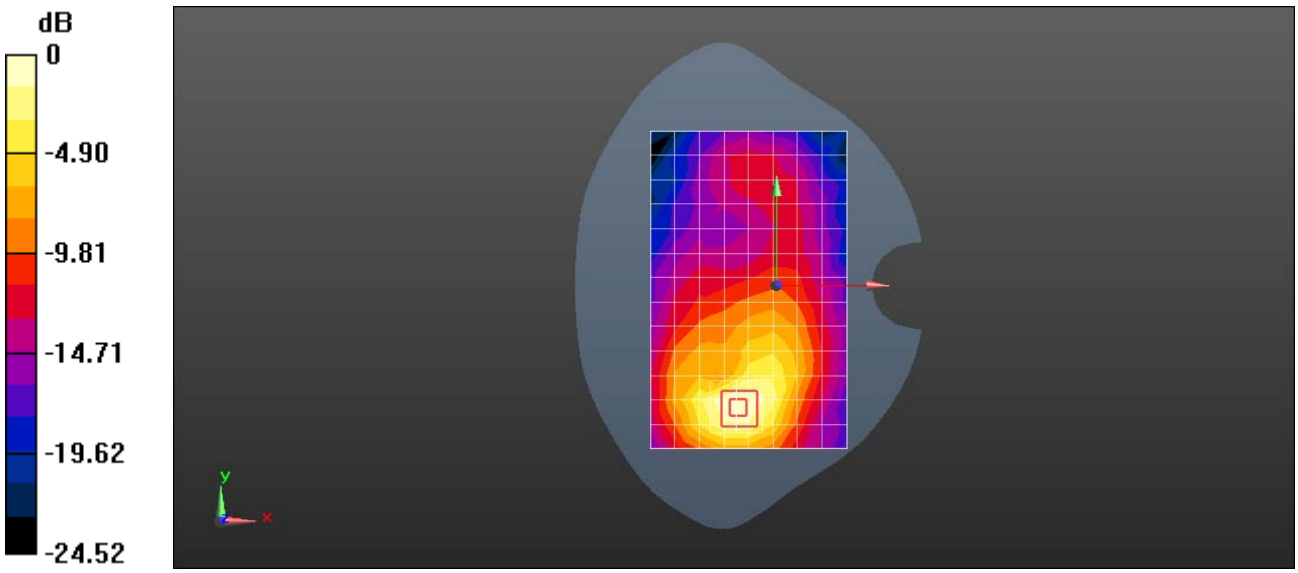

0 dB = 0.728 W/kg = -1.38 dBW/kg

Date: 2018-8-9

Test Laboratory: HUAWEI SAR/HAC Lab

LYA-L29 LTE Band 4 20M QPSK 50%RB 50 Offset 20050CH Back Side 10mm-Second Antenna

DUT: LYA-L29; Type: Smart Phone; Serial: SAR2

Communication System: UID 0, LTE-FDD (SC-FDMA, 20MHz, QPSK/16-QAM) (0); Frequency: 1720 MHz;Duty Cycle: 1:1
Medium parameters used: f = 1720 MHz; σ = 1.486 S/m; ε_r = 54.135; ρ = 1000 kg/m^3
Phantom section: Flat Section

DASY Configuration:

- Probe: EX3DV4 - SN7489; ConvF(8.99, 8.99, 8.99) @ 1720 MHz; Calibrated: 2018-1-9
- Sensor-Surface: 1.4mm (Mechanical Surface Detection), z = 1.0, 31.0
- Electronics: DAE4 Sn852; Calibrated: 2018-4-23
- Phantom: SAM4; Type: SAM; Serial: 1620
- DASY52 52.10.1(1476); SEMCAD X 14.6.11(7439)

Configuration/Body/Area Scan (9x14x1): Measurement grid: dx=15mm, dy=15mm
Maximum value of SAR (measured) = 0.207 W/kg

Configuration/Body/Zoom Scan (6x6x7)/Cube 0: Measurement grid: dx=8mm, dy=8mm, dz=5mm
Reference Value = 8.110 V/m; Power Drift = -0.13 dB
Peak SAR (extrapolated) = 0.256 W/kg
SAR(1 g) = 0.143 W/kg; SAR(10 g) = 0.075 W/kg
Maximum value of SAR (measured) = 0.215 W/kg

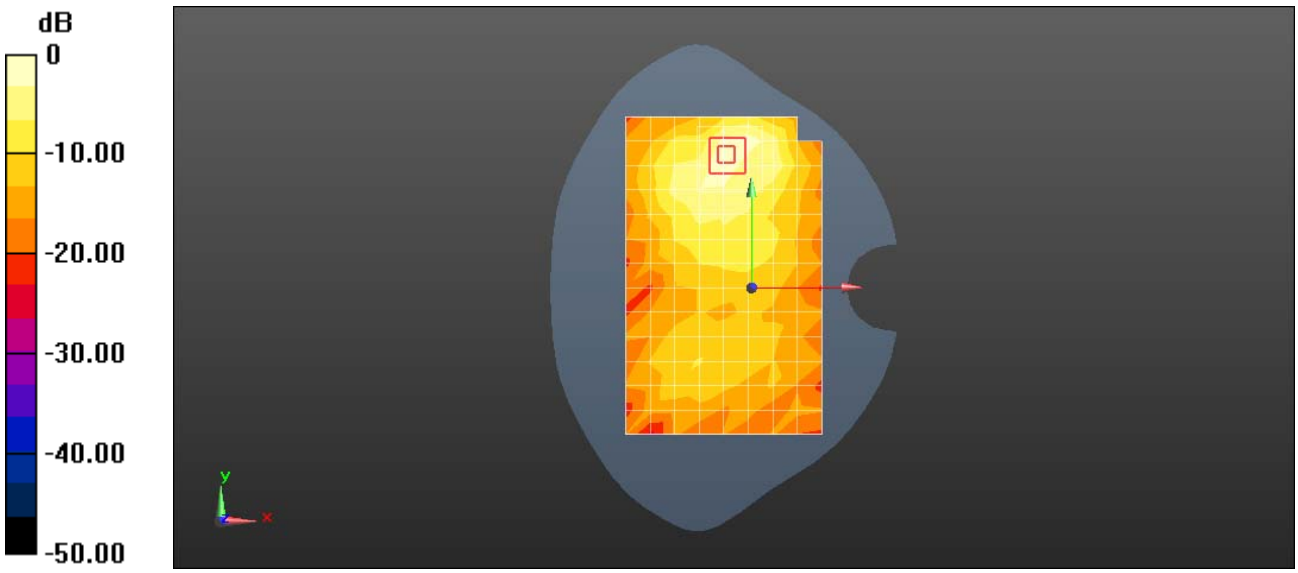

0 dB = 0.207 W/kg = -6.84 dBW/kg

Date: 2018-8-9

Test Laboratory: HUAWEI SAR/HAC Lab

LYA-L29 LTE Band 4 20M QPSK 1RB 0 Offset 20300CH Bottom Side 10mm-Main Antenna

DUT: LYA-L29; Type: Smart Phone; Serial: SAR2

Communication System: UID 0, LTE-FDD (SC-FDMA, 20MHz, QPSK/16-QAM) (0); Frequency: 1745 MHz;Duty Cycle: 1:1
Medium parameters used: f = 1745 MHz; σ = 1.504 S/m; ε_r = 54.116; ρ = 1000 kg/m^3
Phantom section: Flat Section

DASY Configuration:

- Probe: EX3DV4 - SN7489; ConvF(8.99, 8.99, 8.99) @ 1745 MHz; Calibrated: 2018-1-9
- Sensor-Surface: 1.4mm (Mechanical Surface Detection), z = 1.0, 31.0
- Electronics: DAE4 Sn852; Calibrated: 2018-4-23
- Phantom: SAM4; Type: SAM; Serial: 1620
- DASY52 52.10.1(1476); SEMCAD X 14.6.11(7439)

Configuration/Body/Area Scan (5x9x1): Measurement grid: dx=15mm, dy=15mm
Maximum value of SAR (measured) = 0.672 W/kg

Configuration/Body/Zoom Scan (5x5x7)/Cube 0: Measurement grid: dx=8mm, dy=8mm, dz=5mm
Reference Value = 21.49 V/m; Power Drift = 0.04 dB
Peak SAR (extrapolated) = 0.834 W/kg
SAR(1 g) = 0.491 W/kg; SAR(10 g) = 0.257 W/kg
Maximum value of SAR (measured) = 0.725 W/kg

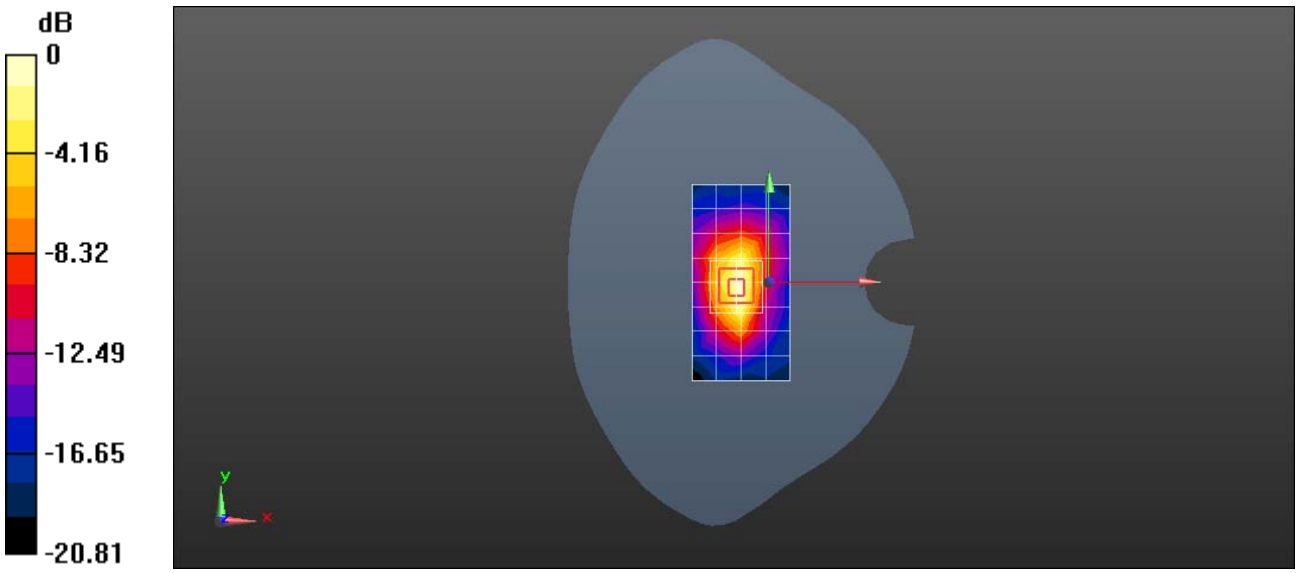

0 dB = 0.672 W/kg = -1.73 dBW/kg

Date: 2018-8-9

Test Laboratory: HUAWEI SAR/HAC Lab

LYA-L29 LTE Band 4 20M QPSK 50%RB 25 Offset 20050CH Bottom Side 0mm with Battery2-Main Antenna

DUT: LYA-L29; Type: Smart Phone; Serial: SAR2

Communication System: UID 0, LTE-FDD (SC-FDMA, 20MHz, QPSK/16-QAM) (0); Frequency: 1720 MHz;Duty Cycle: 1:1
Medium parameters used: f = 1720 MHz; σ = 1.486 S/m; ε_r = 54.135; ρ = 1000 kg/m^3
Phantom section: Flat Section

DASY Configuration:

- Probe: EX3DV4 - SN7489; ConvF(8.99, 8.99, 8.99) @ 1720 MHz; Calibrated: 2018-1-9
- Sensor-Surface: 1.4mm (Mechanical Surface Detection), z = 1.0, 31.0
- Electronics: DAE4 Sn852; Calibrated: 2018-4-23
- Phantom: SAM4; Type: SAM; Serial: 1620
- DASY52 52.10.1(1476); SEMCAD X 14.6.11(7439)

Configuration/Body/Area Scan (6x9x1): Measurement grid: dx=15mm, dy=15mm
Maximum value of SAR (measured) = 8.02 W/kg

Configuration/Body/Zoom Scan (5x5x7)/Cube 0: Measurement grid: dx=8mm, dy=8mm, dz=5mm
Reference Value = 67.05 V/m; Power Drift = -0.18 dB
Peak SAR (extrapolated) = 12.1 W/kg
SAR(1 g) = 5.51 W/kg; SAR(10 g) = 2.33 W/kg

Maximum value of SAR (measured) = 10.2 W/kg

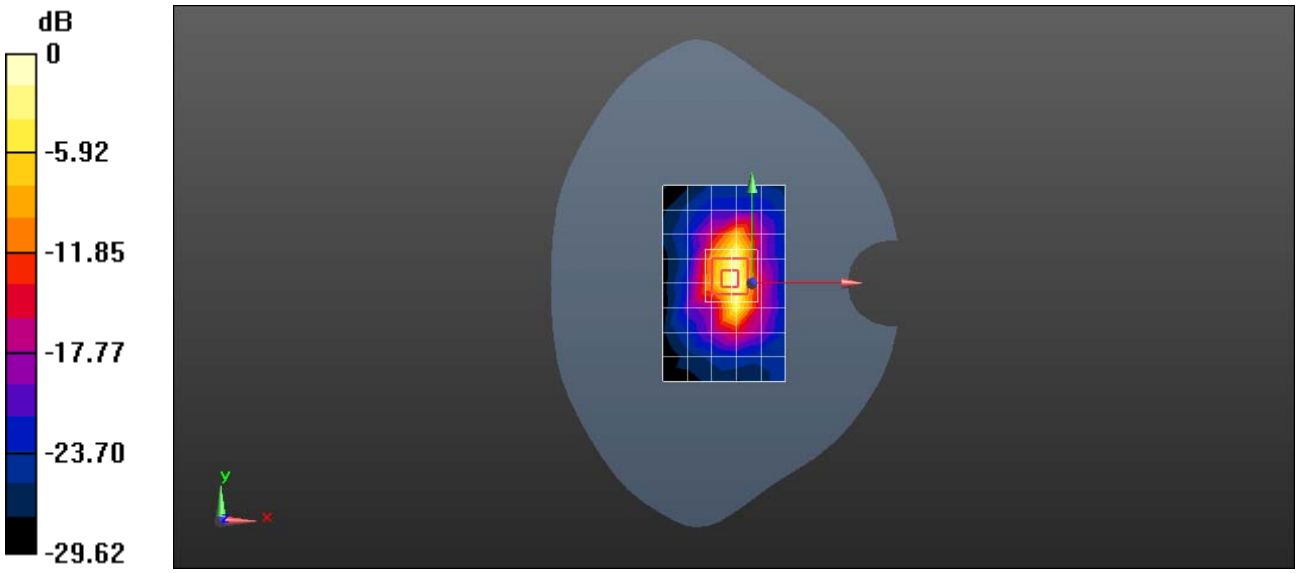

0 dB = 8.02 W/kg = 9.04 dBW/kg

Date: 2018-8-6

Test Laboratory: HUAWEI SAR/HAC Lab

LYA-L29 LTE Band 5 10M QPSK 1RB 0 Offset 20600CH Left Cheek with Battery2-Second Antenna

DUT: LYA-L29; Type: Smart Phone; Serial: SAR2

Communication System: UID 0, LTE-FDD (SC-FDMA, 10MHz, QPSK/16-QAM) (0); Frequency: 844 MHz;Duty Cycle: 1:1
Medium parameters used: f = 844 MHz; σ = 0.894 S/m; ε_r = 41.302; ρ = 1000 kg/m^3
Phantom section: Left Section

DASY Configuration:

- Probe: EX3DV4 - SN7489; ConvF(10.39, 10.39, 10.39) @ 844 MHz; Calibrated: 2018-1-9
- Sensor-Surface: 1.4mm (Mechanical Surface Detection), z = 1.0, 31.0
- Electronics: DAE4 Sn852; Calibrated: 2018-4-23
- Phantom: SAM3; Type: SAM; Serial: 1597
- DASY52 52.10.1(1476); SEMCAD X 14.6.11(7439)

Configuration/Head/Area Scan (9x14x1): Measurement grid: dx=15mm, dy=15mm
Maximum value of SAR (measured) = 0.434 W/kg

Configuration/Head/Zoom Scan (5x5x7)/Cube 0: Measurement grid: dx=8mm, dy=8mm, dz=5mm
Reference Value = 20.47 V/m; Power Drift = 0.14 dB
Peak SAR (extrapolated) = 0.831 W/kg
SAR(1 g) = 0.385 W/kg; SAR(10 g) = 0.206 W/kg
Maximum value of SAR (measured) = 0.679 W/kg



0 dB = 0.434 W/kg = -3.63 dBW/kg

Date: 2018-8-3

Test Laboratory: HUAWEI SAR/HAC Lab

LYA-L29 LTE Band 5 10M QPSK 1RB 49 Offset 20600CH Right Cheek-Main Antenna

DUT: LYA-L29; Type: Smart Phone; Serial: SAR2

Communication System: UID 0, LTE-FDD (SC-FDMA, 10MHz, QPSK/16-QAM) (0); Frequency: 844 MHz;Duty Cycle: 1:1
Medium parameters used: f = 844 MHz; σ = 0.872 S/m; ε_r = 42.679; ρ = 1000 kg/m^3
Phantom section: Right Section

DASY Configuration:

- Probe: EX3DV4 - SN7489; ConvF(10.39, 10.39, 10.39) @ 844 MHz; Calibrated: 2018-1-9
- Sensor-Surface: 1.4mm (Mechanical Surface Detection), z = 1.0, 31.0
- Electronics: DAE4 Sn852; Calibrated: 2018-4-23
- Phantom: SAM3; Type: SAM; Serial: 1597
- DASY52 52.10.1(1476); SEMCAD X 14.6.11(7439)

Configuration/Head/Area Scan (9x14x1): Measurement grid: dx=15mm, dy=15mm
Maximum value of SAR (measured) = 0.246 W/kg

Configuration/Head/Zoom Scan (5x5x7)/Cube 0: Measurement grid: dx=8mm, dy=8mm, dz=5mm
Reference Value = 5.319 V/m; Power Drift = 0.03 dB
Peak SAR (extrapolated) = 0.272 W/kg
SAR(1 g) = 0.222 W/kg; SAR(10 g) = 0.174 W/kg
Maximum value of SAR (measured) = 0.257 W/kg



0 dB = 0.246 W/kg = -6.09 dBW/kg

Date: 2018-8-8

Test Laboratory: HUAWEI SAR/HAC Lab

LYA-L29 LTE Band 5 10M QPSK 50%RB 13 Offset 20450CH Front Side 15mm with Battery2-Second Antenna

DUT: LYA-L29; Type: Smart Phone; Serial: SAR2

Communication System: UID 0, LTE-FDD (SC-FDMA, 10MHz, QPSK/16-QAM) (0); Frequency: 829 MHz;Duty Cycle: 1:1
Medium parameters used: f = 829 MHz; σ = 0.944 S/m; ε_r = 56.337; ρ = 1000 kg/m^3
Phantom section: Flat Section

DASY Configuration:

- Probe: EX3DV4 - SN7489; ConvF(10.8, 10.8, 10.8) @ 829 MHz; Calibrated: 2018-1-9
- Sensor-Surface: 1.4mm (Mechanical Surface Detection), z = 1.0, 31.0
- Electronics: DAE4 Sn852; Calibrated: 2018-4-23
- Phantom: SAM4; Type: SAM; Serial: 1620
- DASY52 52.10.1(1476); SEMCAD X 14.6.11(7439)

Configuration/Body/Area Scan (9x14x1): Measurement grid: dx=15mm, dy=15mm
Maximum value of SAR (measured) = 0.135 W/kg

Configuration/Body/Zoom Scan (5x5x7)/Cube 0: Measurement grid: dx=8mm, dy=8mm, dz=5mm
Reference Value = 10.46 V/m; Power Drift = -0.04 dB
Peak SAR (extrapolated) = 0.186 W/kg
SAR(1 g) = 0.133 W/kg; SAR(10 g) = 0.095 W/kg
Maximum value of SAR (measured) = 0.163 W/kg

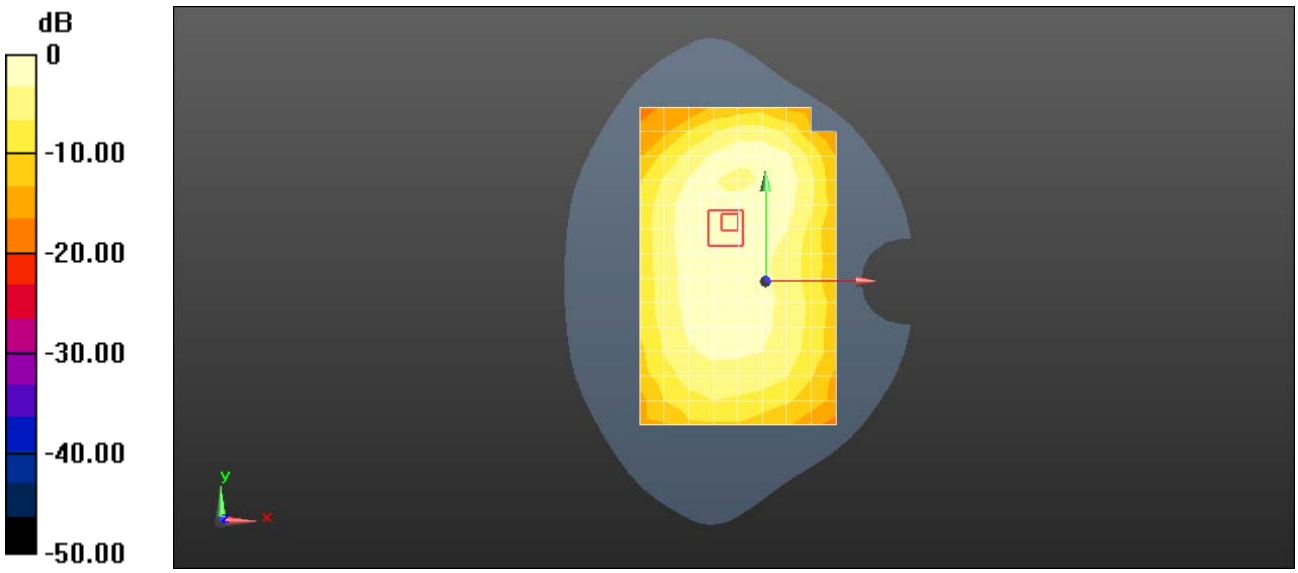

0 dB = 0.135 W/kg = -8.70 dBW/kg

Date: 2018-8-8

Test Laboratory: HUAWEI SAR/HAC Lab

LYA-L29 LTE Band 5 10M QPSK 1RB 25 Offset 20450CH Back Side 15mm with Battery2-Main Antenna

DUT: LYA-L29; Type: Smart Phone; Serial: SAR2

Communication System: UID 0, LTE-FDD (SC-FDMA, 10MHz, QPSK/16-QAM) (0); Frequency: 829 MHz;Duty Cycle: 1:1
Medium parameters used: f = 829 MHz; σ = 0.944 S/m; ε_r = 56.337; ρ = 1000 kg/m^3
Phantom section: Flat Section

DASY Configuration:

- Probe: EX3DV4 - SN7489; ConvF(10.8, 10.8, 10.8) @ 829 MHz; Calibrated: 2018-1-9
- Sensor-Surface: 1.4mm (Mechanical Surface Detection), z = 1.0, 31.0
- Electronics: DAE4 Sn852; Calibrated: 2018-4-23
- Phantom: SAM4; Type: SAM; Serial: 1620
- DASY52 52.10.1(1476); SEMCAD X 14.6.11(7439)

Configuration/Body/Area Scan (9x14x1): Measurement grid: dx=15mm, dy=15mm
Maximum value of SAR (measured) = 0.265 W/kg

Configuration/Body/Zoom Scan (5x5x7)/Cube 0: Measurement grid: dx=8mm, dy=8mm, dz=5mm
Reference Value = 15.00 V/m; Power Drift = -0.07 dB
Peak SAR (extrapolated) = 0.298 W/kg
SAR(1 g) = 0.223 W/kg; SAR(10 g) = 0.164 W/kg
Maximum value of SAR (measured) = 0.268 W/kg

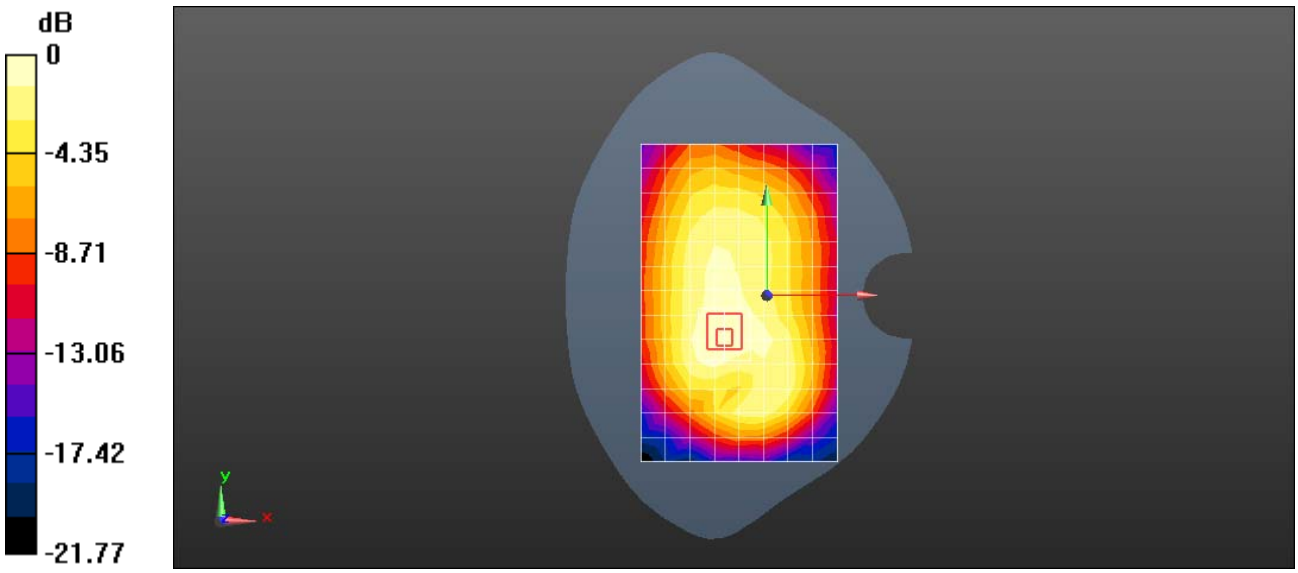

0 dB = 0.265 W/kg = -5.77 dBW/kg

Date: 2018-8-8

Test Laboratory: HUAWEI SAR/HAC Lab

LYA-L29 LTE Band 5 10M QPSK 50%RB 13 Offset 20450CH Front Side 10mm-Second Antenna

DUT: LYA-L29; Type: Smart Phone; Serial: SAR2

Communication System: UID 0, LTE-FDD (SC-FDMA, 10MHz, QPSK/16-QAM) (0); Frequency: 829 MHz;Duty Cycle: 1:1
Medium parameters used: f = 829 MHz; σ = 0.944 S/m; ε_r = 56.337; ρ = 1000 kg/m^3
Phantom section: Flat Section

DASY Configuration:

- Probe: EX3DV4 - SN7489; ConvF(10.8, 10.8, 10.8) @ 829 MHz; Calibrated: 2018-1-9
- Sensor-Surface: 1.4mm (Mechanical Surface Detection), z = 1.0, 31.0
- Electronics: DAE4 Sn852; Calibrated: 2018-4-23
- Phantom: SAM4; Type: SAM; Serial: 1620
- DASY52 52.10.1(1476); SEMCAD X 14.6.11(7439)

Configuration/Body/Area Scan (9x14x1): Measurement grid: dx=15mm, dy=15mm
Maximum value of SAR (measured) = 0.262 W/kg

Configuration/Body/Zoom Scan (5x5x7)/Cube 0: Measurement grid: dx=8mm, dy=8mm, dz=5mm
Reference Value = 10.95 V/m; Power Drift = -0.09 dB
Peak SAR (extrapolated) = 0.379 W/kg
SAR(1 g) = 0.214 W/kg; SAR(10 g) = 0.124 W/kg
Maximum value of SAR (measured) = 0.314 W/kg

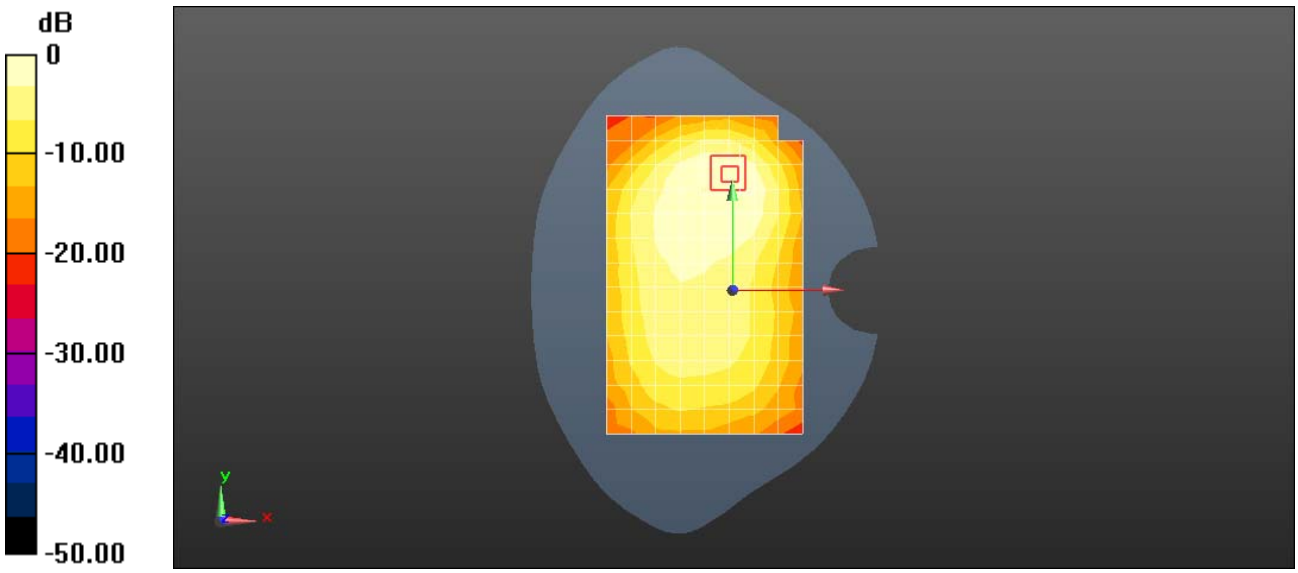

0 dB = 0.262 W/kg = -5.82 dBW/kg

Date: 2018-8-8

Test Laboratory: HUAWEI SAR/HAC Lab

LYA-L29 LTE Band 5 10M QPSK 1RB 25 Offset 20450CH Back Side 10mm-Main Antenna

DUT: LYA-L29; Type: Smart Phone; Serial: SAR2

Communication System: UID 0, LTE-FDD (SC-FDMA, 10MHz, QPSK/16-QAM) (0); Frequency: 829 MHz;Duty Cycle: 1:1
Medium parameters used: f = 829 MHz; σ = 0.944 S/m; ε_r = 56.337; ρ = 1000 kg/m^3
Phantom section: Flat Section

DASY Configuration:

- Probe: EX3DV4 - SN7489; ConvF(10.8, 10.8, 10.8) @ 829 MHz; Calibrated: 2018-1-9
- Sensor-Surface: 1.4mm (Mechanical Surface Detection), z = 1.0, 31.0
- Electronics: DAE4 Sn852; Calibrated: 2018-4-23
- Phantom: SAM4; Type: SAM; Serial: 1620
- DASY52 52.10.1(1476); SEMCAD X 14.6.11(7439)

Configuration/Body/Area Scan (9x14x1): Measurement grid: dx=15mm, dy=15mm
Maximum value of SAR (measured) = 0.513 W/kg

Configuration/Body/Zoom Scan (6x5x7)/Cube 0: Measurement grid: dx=8mm, dy=8mm, dz=5mm
Reference Value = 15.70 V/m; Power Drift = 0.00 dB
Peak SAR (extrapolated) = 0.591 W/kg
SAR(1 g) = 0.361 W/kg; SAR(10 g) = 0.218 W/kg
Maximum value of SAR (measured) = 0.504 W/kg

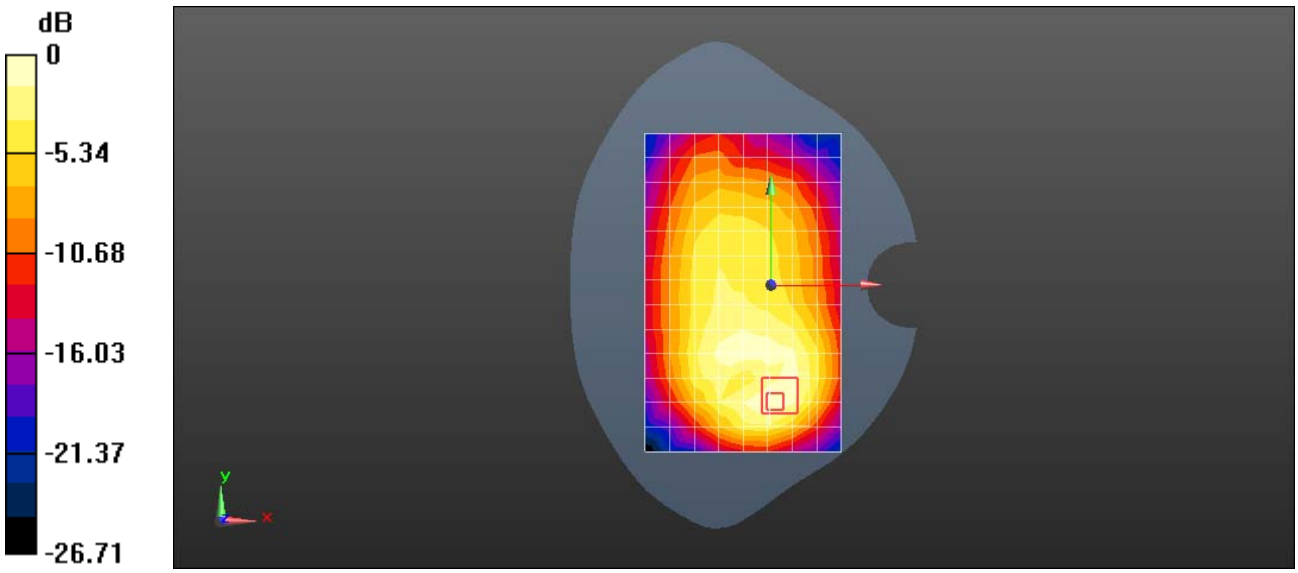

0 dB = 0.513 W/kg = -2.90 dBW/kg

Date: 2018-8-7

Test Laboratory: HUAWEI SAR/HAC Lab

LYA-L29 CA_7C P_1@0 21350CH S_1@99 Right Tilt-Second Antenna

DUT: LYA-L29; Type: Smart Phone; Serial: SAR1

Communication System: UID 0, LTE-FDD (SC-FDMA, 20MHz, QPSK/16-QAM) (0); Frequency: 2560 MHz;Duty Cycle: 1:1
Medium parameters used: f = 2560 MHz; σ = 1.842 S/m; ε_r = 40.462; ρ = 1000 kg/m^3
Phantom section: Right Section

DASY Configuration:

- Probe: EX3DV4 - SN3736; ConvF(6.93, 6.93, 6.93) @ 2560 MHz; Calibrated: 2018-4-27
- Sensor-Surface: 1.4mm (Mechanical Surface Detection), z = 1.0, 31.0
- Electronics: DAE3 Sn360; Calibrated: 2017-11-2
- Phantom: SAM1; Type: SAM; Serial: 1475
- DASY52 52.10.1(1476); SEMCAD X 14.6.11(7439)

Configuration/Head/Area Scan (9x16x1): Measurement grid: dx=12mm, dy=12mm
Maximum value of SAR (measured) = 0.502 W/kg

Configuration/Head/Zoom Scan (7x7x7)/Cube 0: Measurement grid: dx=5mm, dy=5mm, dz=5mm
Reference Value = 12.01 V/m; Power Drift = -0.09 dB
Peak SAR (extrapolated) = 1.09 W/kg
SAR(1 g) = 0.425 W/kg; SAR(10 g) = 0.174 W/kg
Maximum value of SAR (measured) = 0.837 W/kg

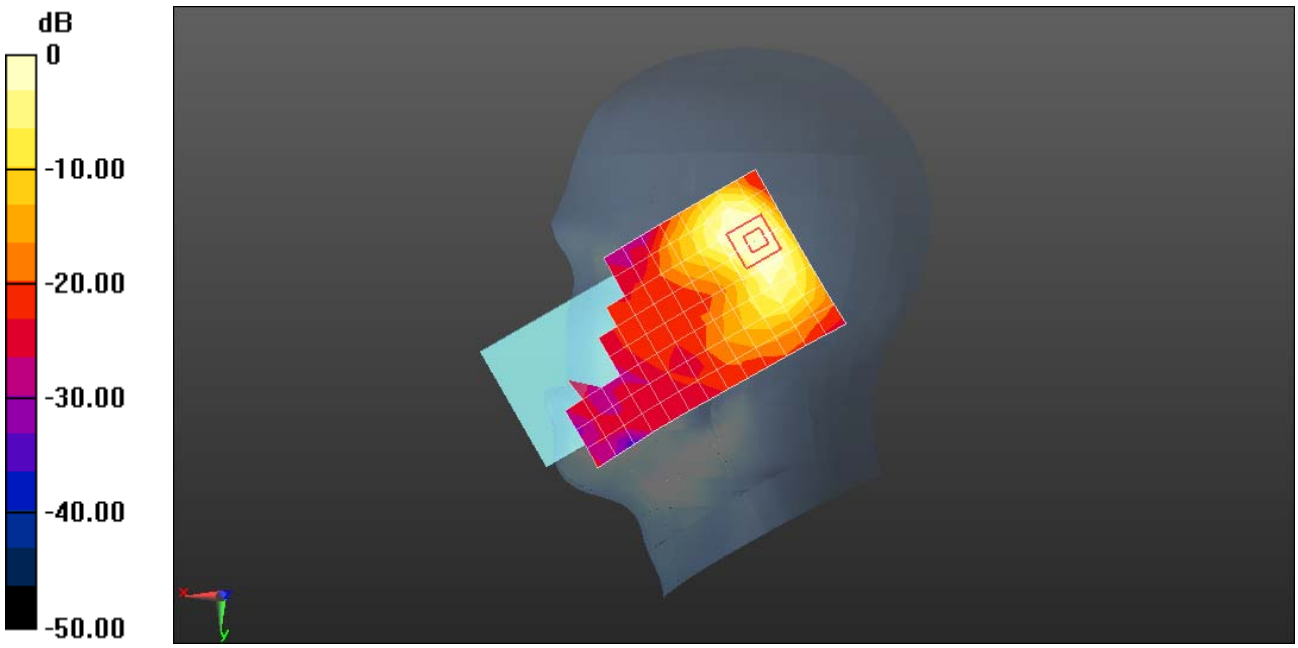

0 dB = 0.502 W/kg = -2.99 dBW/kg

Date: 2018-8-7

Test Laboratory: HUAWEI SAR/HAC Lab

LYA-L29 LTE Band 7 20M QPSK 1RB 50 Offset 20850CH Right Cheek-Main Antenna

DUT: LYA-L29; Type: Smart Phone; Serial: SAR1

Communication System: UID 0, LTE-FDD (SC-FDMA, 20MHz, QPSK/16-QAM) (0); Frequency: 2510 MHz;Duty Cycle: 1:1
Medium parameters used: f = 2510 MHz; σ = 1.798 S/m; ε_r = 40.523; ρ = 1000 kg/m^3
Phantom section: Right Section

DASY Configuration:

- Probe: EX3DV4 - SN3736; ConvF(6.93, 6.93, 6.93) @ 2510 MHz; Calibrated: 2018-4-27
- Sensor-Surface: 1.4mm (Mechanical Surface Detection), z = 1.0, 31.0
- Electronics: DAE3 Sn360; Calibrated: 2017-11-2
- Phantom: SAM1; Type: SAM; Serial: 1475
- DASY52 52.10.1(1476); SEMCAD X 14.6.11(7439)

Configuration/Head/Area Scan (9x16x1): Measurement grid: dx=12mm, dy=12mm
Maximum value of SAR (measured) = 0.0862 W/kg

Configuration/Head/Zoom Scan (7x7x7)/Cube 0: Measurement grid: dx=5mm, dy=5mm, dz=5mm
Reference Value = 2.738 V/m; Power Drift = 0.07 dB
Peak SAR (extrapolated) = 0.106 W/kg
SAR(1 g) = 0.063 W/kg; SAR(10 g) = 0.037 W/kg
Maximum value of SAR (measured) = 0.0895 W/kg



0 dB = 0.0862 W/kg = -10.64 dBW/kg

Date: 2018-8-18

Test Laboratory: HUAWEI SAR/HAC Lab

LYA-L29 CA_7C P_ 1@99 21100CH S_1@0 Back Side 15mm-Second Antenna

DUT: LYA-L29; Type: Smart Phone; Serial: SAR1

Communication System: UID 0, LTE-FDD (SC-FDMA, 20MHz, QPSK/16-QAM) (0); Frequency: 2535 MHz;Duty Cycle: 1:1
Medium parameters used: f = 2535 MHz; σ = 2.129 S/m; ε_r = 53.623; ρ = 1000 kg/m^3
Phantom section: Flat Section

DASY Configuration:

- Probe: EX3DV4 - SN3736; ConvF(6.9, 6.9, 6.9) @ 2535 MHz; Calibrated: 2018-4-27
- Sensor-Surface: 1.4mm (Mechanical Surface Detection), z = 1.0, 31.0
- Electronics: DAE3 Sn360; Calibrated: 2017-11-2
- Phantom: SAM2; Type: SAM; Serial: 1474
- DASY52 52.10.1(1476); SEMCAD X 14.6.11(7439)

Configuration/Body/Area Scan (10x16x1): Measurement grid: dx=12mm, dy=12mm
Maximum value of SAR (measured) = 0.182 W/kg

Configuration/Body/Zoom Scan (8x7x7)/Cube 0: Measurement grid: dx=5mm, dy=5mm, dz=5mm
Reference Value = 1.759 V/m; Power Drift = 0.16 dB
Peak SAR (extrapolated) = 0.240 W/kg
SAR(1 g) = 0.125 W/kg; SAR(10 g) = 0.068 W/kg
Maximum value of SAR (measured) = 0.195 W/kg

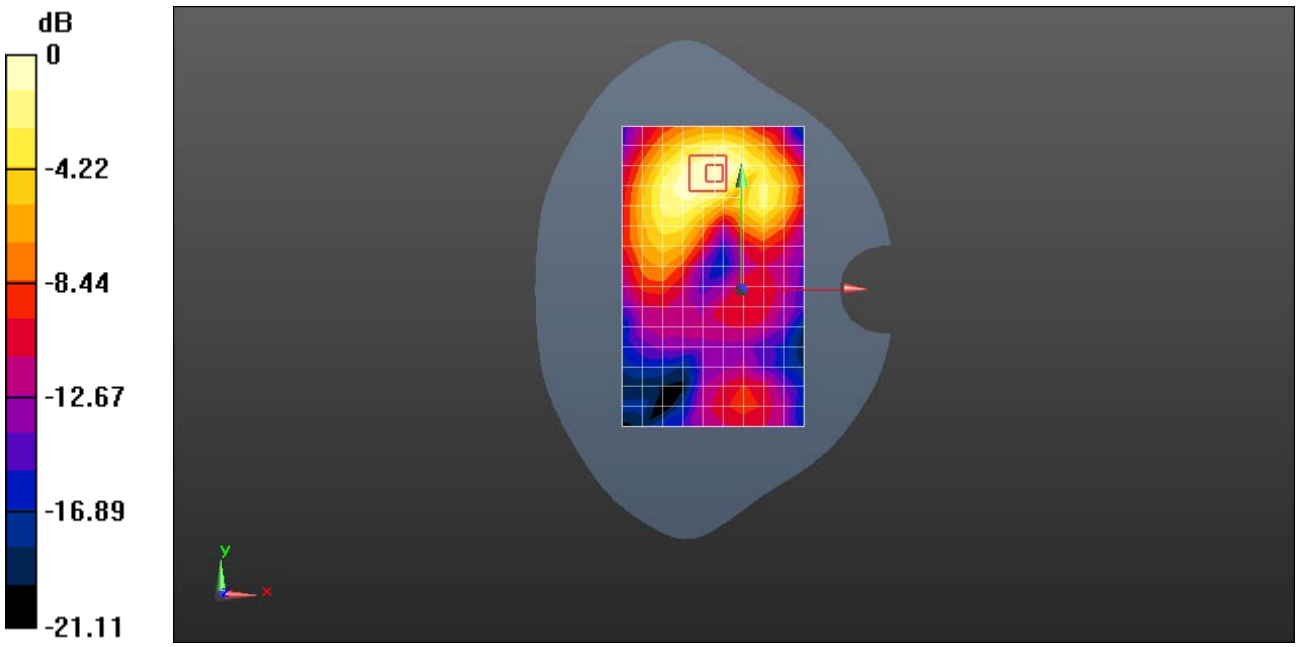

0 dB = 0.182 W/kg = -7.40 dBW/kg

Date: 2018-8-13

Test Laboratory: HUAWEI SAR/HAC Lab

LYA-L29 LTE Band 7 20M QPSK 50%RB 0 Offset 20850CH Front Side 15mm with Battery2-Main Antenna

DUT: LYA-L29; Type: Smart Phone; Serial: SAR1

Communication System: UID 0, LTE-FDD (SC-FDMA, 20MHz, QPSK/16-QAM) (0); Frequency: 2510 MHz;Duty Cycle: 1:1
Medium parameters used: f = 2510 MHz; σ = 2.107 S/m; ε_r = 53.657; ρ = 1000 kg/m^3
Phantom section: Flat Section

DASY Configuration:

- Probe: EX3DV4 - SN3736; ConvF(6.9, 6.9, 6.9) @ 2510 MHz; Calibrated: 2018-4-27
- Sensor-Surface: 1.4mm (Mechanical Surface Detection), z = 1.0, 31.0
- Electronics: DAE3 Sn360; Calibrated: 2017-11-2
- Phantom: SAM2; Type: SAM; Serial: 1474
- DASY52 52.10.1(1476); SEMCAD X 14.6.11(7439)

Configuration/Body/Area Scan (10x16x1): Measurement grid: dx=12mm, dy=12mm
Maximum value of SAR (measured) = 0.349 W/kg

Configuration/Body/Zoom Scan (7x7x7)/Cube 0: Measurement grid: dx=5mm, dy=5mm, dz=5mm
Reference Value = 4.613 V/m; Power Drift = -0.12 dB
Peak SAR (extrapolated) = 0.449 W/kg
SAR(1 g) = 0.243 W/kg; SAR(10 g) = 0.139 W/kg
Maximum value of SAR (measured) = 0.366 W/kg

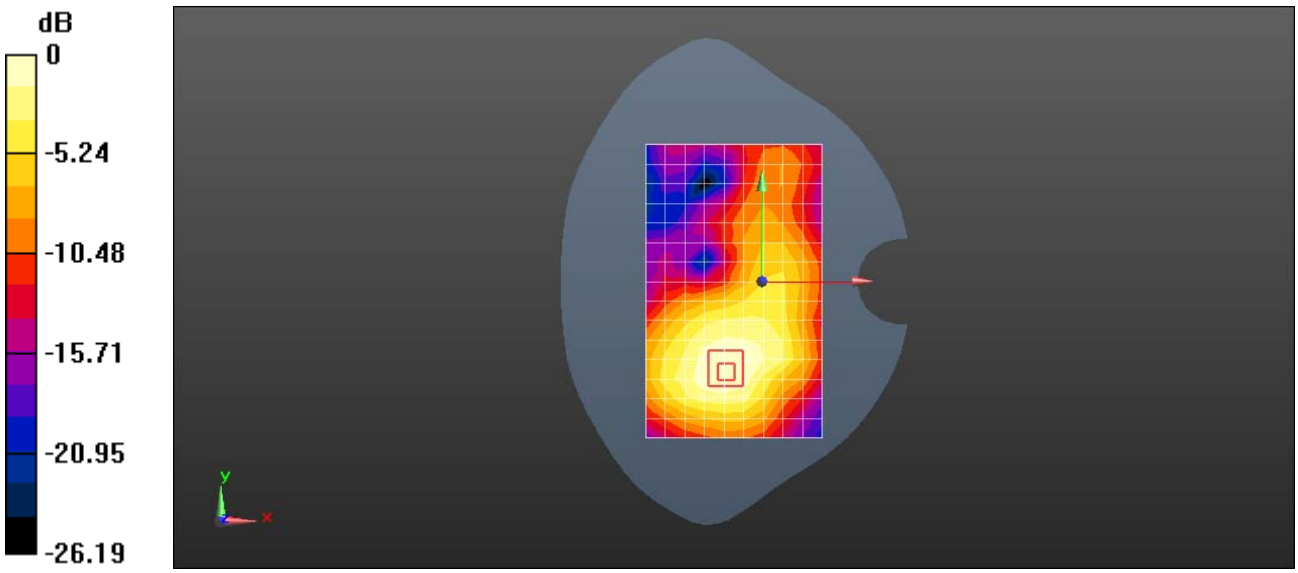

0 dB = 0.349 W/kg = -4.57 dBW/kg

Date: 2018-8-13

Test Laboratory: HUAWEI SAR/HAC Lab

LYA-L29 LTE Band 7 20M QPSK 1RB 0 Offset 21100CH Top Side 10mm with Battery2-Second Antenna

DUT: LYA-L29; Type: Smart Phone; Serial: SAR1

Communication System: UID 0, LTE-FDD (SC-FDMA, 20MHz, QPSK/16-QAM) (0); Frequency: 2535 MHz;Duty Cycle: 1:1
Medium parameters used: f = 2535 MHz; σ = 2.129 S/m; ε_r = 53.623; ρ = 1000 kg/m^3
Phantom section: Flat Section

DASY Configuration:

- Probe: EX3DV4 - SN3736; ConvF(6.9, 6.9, 6.9) @ 2535 MHz; Calibrated: 2018-4-27
- Sensor-Surface: 1.4mm (Mechanical Surface Detection), z = 1.0, 31.0
- Electronics: DAE3 Sn360; Calibrated: 2017-11-2
- Phantom: SAM2; Type: SAM; Serial: 1474
- DASY52 52.10.1(1476); SEMCAD X 14.6.11(7439)

Configuration/Body/Area Scan (7x11x1): Measurement grid: dx=12mm, dy=12mm
Maximum value of SAR (measured) = 0.913 W/kg

Configuration/Body/Zoom Scan (7x7x7)/Cube 0: Measurement grid: dx=5mm, dy=5mm, dz=5mm
Reference Value = 21.89 V/m; Power Drift = -0.16 dB
Peak SAR (extrapolated) = 1.07 W/kg
SAR(1 g) = 0.537 W/kg; SAR(10 g) = 0.267 W/kg
Maximum value of SAR (measured) = 0.869 W/kg

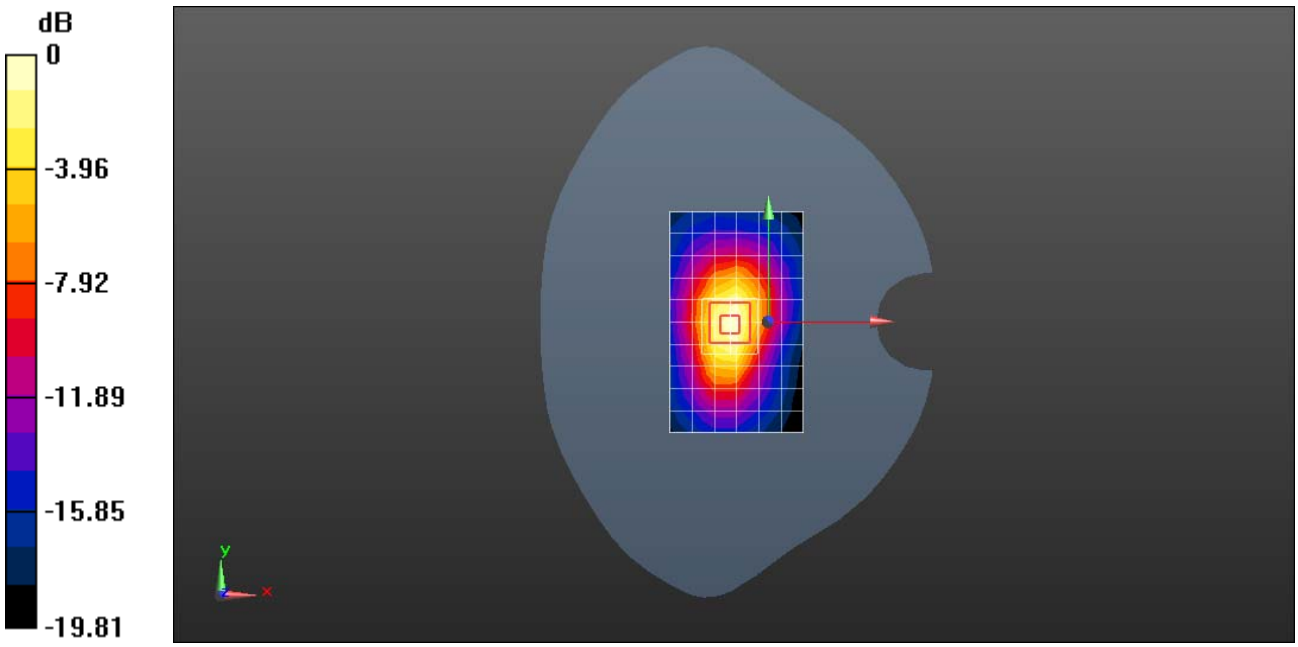

0 dB = 0.913 W/kg = -0.40 dBW/kg

Date: 2018-8-16

Test Laboratory: HUAWEI SAR/HAC Lab

LYA-L29 LTE Band 7 20M QPSK 1RB 50 Offset 20850CH Bottom Side 10mm with Battery2-Main Antenna

DUT: LYA-L29; Type: Smart Phone; Serial: SAR1

Communication System: UID 0, LTE-FDD (SC-FDMA, 20MHz, QPSK/16-QAM) (0); Frequency: 2510 MHz;Duty Cycle: 1:1
Medium parameters used: f = 2510 MHz; σ = 2.107 S/m; ε_r = 53.657; ρ = 1000 kg/m^3
Phantom section: Flat Section

DASY Configuration:

- Probe: EX3DV4 - SN3736; ConvF(6.9, 6.9, 6.9) @ 2510 MHz; Calibrated: 2018-4-27
- Sensor-Surface: 1.4mm (Mechanical Surface Detection), z = 1.0, 31.0
- Electronics: DAE3 Sn360; Calibrated: 2017-11-2
- Phantom: SAM2; Type: SAM; Serial: 1474
- DASY52 52.10.1(1476); SEMCAD X 14.6.11(7439)

Configuration/Body/Area Scan (7x11x1): Measurement grid: dx=12mm, dy=12mm
Maximum value of SAR (measured) = 0.665 W/kg

Configuration/Body/Zoom Scan (7x7x7)/Cube 0: Measurement grid: dx=5mm, dy=5mm, dz=5mm
Reference Value = 17.78 V/m; Power Drift = 0.06 dB
Peak SAR (extrapolated) = 0.870 W/kg
SAR(1 g) = 0.458 W/kg; SAR(10 g) = 0.240 W/kg
Maximum value of SAR (measured) = 0.707 W/kg

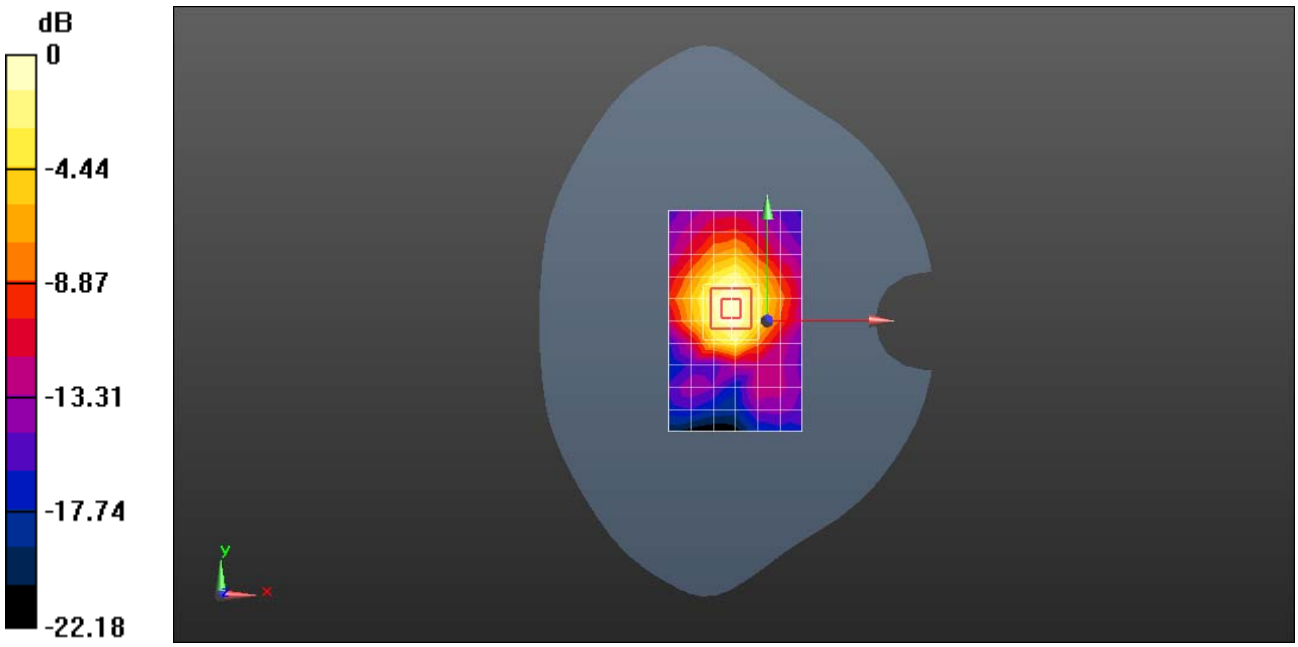

0 dB = 0.665 W/kg = -1.77 dBW/kg

Date: 2018-8-13

Test Laboratory: HUAWEI SAR/HAC Lab

LYA-L29 LTE Band 12 10M QPSK 1RB 0 Offset 23095CH Left Cheek-Second Antenna

DUT: LYA-L29; Type: Smart Phone; Serial: SAR2

Communication System: UID 0, LTE-FDD (SC-FDMA, 10MHz, QPSK/16-QAM) (0); Frequency: 707.5 MHz;Duty Cycle: 1:1
Medium parameters used (interpolated): f = 707.5 MHz; σ = 0.848 S/m; ε_r = 42.062; ρ = 1000 kg/m^3
Phantom section: Left Section

DASY Configuration:

- Probe: EX3DV4 - SN7489; ConvF(10.79, 10.79, 10.79) @ 707.5 MHz; Calibrated: 2018-1-9
- Sensor-Surface: 1.4mm (Mechanical Surface Detection), z = 1.0, 31.0
- Electronics: DAE4 Sn852; Calibrated: 2018-4-23
- Phantom: SAM3; Type: SAM; Serial: 1597
- DASY52 52.10.1(1476); SEMCAD X 14.6.11(7439)

Configuration/Head/Area Scan (9x14x1): Measurement grid: dx=15mm, dy=15mm

Info: Interpolated medium parameters used for SAR evaluation.
Maximum value of SAR (measured) = 0.544 W/kg

Configuration/Head/Zoom Scan (6x6x7)/Cube 0: Measurement grid: dx=8mm, dy=8mm, dz=5mm
Reference Value = 23.20 V/m; Power Drift = -0.07 dB
Peak SAR (extrapolated) = 0.952 W/kg
SAR(1 g) = 0.428 W/kg; SAR(10 g) = 0.223 W/kg

Info: Interpolated medium parameters used for SAR evaluation.

Maximum value of SAR (measured) = 0.769 W/kg



0 dB = 0.544 W/kg = -2.64 dBW/kg

Date: 2018-8-13

Test Laboratory: HUAWEI SAR/HAC Lab

LYA-L29 LTE Band 12 10M QPSK 1RB 25 Offset 23130CH Right Cheek-Main Antenna

DUT: LYA-L29; Type: Smart Phone; Serial: SAR2

Communication System: UID 0, LTE-FDD (SC-FDMA, 10MHz, QPSK/16-QAM) (0); Frequency: 711 MHz;Duty Cycle: 1:1
Medium parameters used: f = 711 MHz; σ = 0.849 S/m; ε_r = 42.052; ρ = 1000 kg/m^3
Phantom section: Right Section

DASY Configuration:

- Probe: EX3DV4 - SN7489; ConvF(10.79, 10.79, 10.79) @ 711 MHz; Calibrated: 2018-1-9
- Sensor-Surface: 1.4mm (Mechanical Surface Detection), z = 1.0, 31.0
- Electronics: DAE4 Sn852; Calibrated: 2018-4-23
- Phantom: SAM3; Type: SAM; Serial: 1597
- DASY52 52.10.1(1476); SEMCAD X 14.6.11(7439)

Configuration/Head/Area Scan (9x14x1): Measurement grid: dx=15mm, dy=15mm
Maximum value of SAR (measured) = 0.143 W/kg

Configuration/Head/Zoom Scan (5x5x7)/Cube 0: Measurement grid: dx=8mm, dy=8mm, dz=5mm
Reference Value = 4.688 V/m; Power Drift = -0.06 dB
Peak SAR (extrapolated) = 0.153 W/kg
SAR(1 g) = 0.126 W/kg; SAR(10 g) = 0.099 W/kg
Maximum value of SAR (measured) = 0.145 W/kg



0 dB = 0.143 W/kg = -8.45 dBW/kg

Date: 2018-8-12

Test Laboratory: HUAWEI SAR/HAC Lab

LYA-L29 LTE Band 12 10M QPSK 1RB 0 Offset 23095CH Front Side 15mm-Second Antenna

DUT: LYA-L29; Type: Smart Phone; Serial: SAR2

Communication System: UID 0, LTE-FDD (SC-FDMA, 10MHz, QPSK/16-QAM) (0); Frequency: 707.5 MHz;Duty Cycle: 1:1
Medium parameters used (interpolated): f = 707.5 MHz; σ = 0.948 S/m; ε_r = 57.31; ρ = 1000 kg/m^3
Phantom section: Flat Section

DASY Configuration:

- Probe: EX3DV4 - SN7489; ConvF(11.1, 11.1, 11.1) @ 707.5 MHz; Calibrated: 2018-1-9
- Sensor-Surface: 1.4mm (Mechanical Surface Detection), z = 1.0, 31.0
- Electronics: DAE4 Sn852; Calibrated: 2018-4-23
- Phantom: SAM4; Type: SAM; Serial: 1620
- DASY52 52.10.1(1476); SEMCAD X 14.6.11(7439)

Configuration/Body/Area Scan (9x14x1): Measurement grid: dx=15mm, dy=15mm

Info: Interpolated medium parameters used for SAR evaluation.
Maximum value of SAR (measured) = 0.185 W/kg

Configuration/Body/Zoom Scan (5x5x7)/Cube 0: Measurement grid: dx=8mm, dy=8mm, dz=5mm
Reference Value = 12.30 V/m; Power Drift = -0.12 dB
Peak SAR (extrapolated) = 0.216 W/kg
SAR(1 g) = 0.154 W/kg; SAR(10 g) = 0.111 W/kg

Info: Interpolated medium parameters used for SAR evaluation.
Maximum value of SAR (measured) = 0.191 W/kg

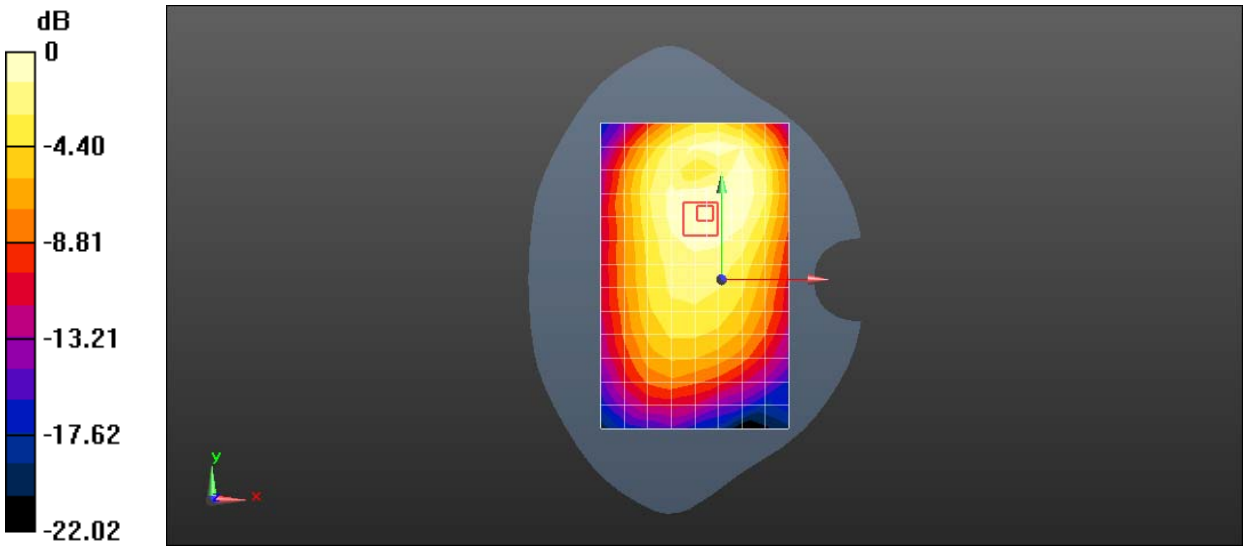

0 dB = 0.185 W/kg = -7.33 dBW/kg

Date: 2018-8-11

Test Laboratory: HUAWEI SAR/HAC Lab

LYA-L29 LTE Band 12 10M QPSK 1RB 25 Offset 23130CH Back Side 15mm with Battery2-Main Antenna

DUT: LYA-L29; Type: Smart Phone; Serial: SAR2

Communication System: UID 0, LTE-FDD (SC-FDMA, 10MHz, QPSK/16-QAM) (0); Frequency: 711 MHz;Duty Cycle: 1:1
Medium parameters used: f = 711 MHz; σ = 0.949 S/m; ε_r = 57.296; ρ = 1000 kg/m^3
Phantom section: Flat Section

DASY Configuration:

- Probe: EX3DV4 - SN7489; ConvF(11.1, 11.1, 11.1) @ 711 MHz; Calibrated: 2018-1-9
- Sensor-Surface: 1.4mm (Mechanical Surface Detection), z = 1.0, 31.0
- Electronics: DAE4 Sn852; Calibrated: 2018-4-23
- Phantom: SAM4; Type: SAM; Serial: 1620
- DASY52 52.10.1(1476); SEMCAD X 14.6.11(7439)

Configuration/Body/Area Scan (9x14x1): Measurement grid: dx=15mm, dy=15mm
Maximum value of SAR (measured) = 0.233 W/kg

Configuration/Body/Zoom Scan (5x5x7)/Cube 0: Measurement grid: dx=8mm, dy=8mm, dz=5mm
Reference Value = 15.61 V/m; Power Drift = -0.10 dB
Peak SAR (extrapolated) = 0.259 W/kg
SAR(1 g) = 0.196 W/kg; SAR(10 g) = 0.150 W/kg
Maximum value of SAR (measured) = 0.236 W/kg

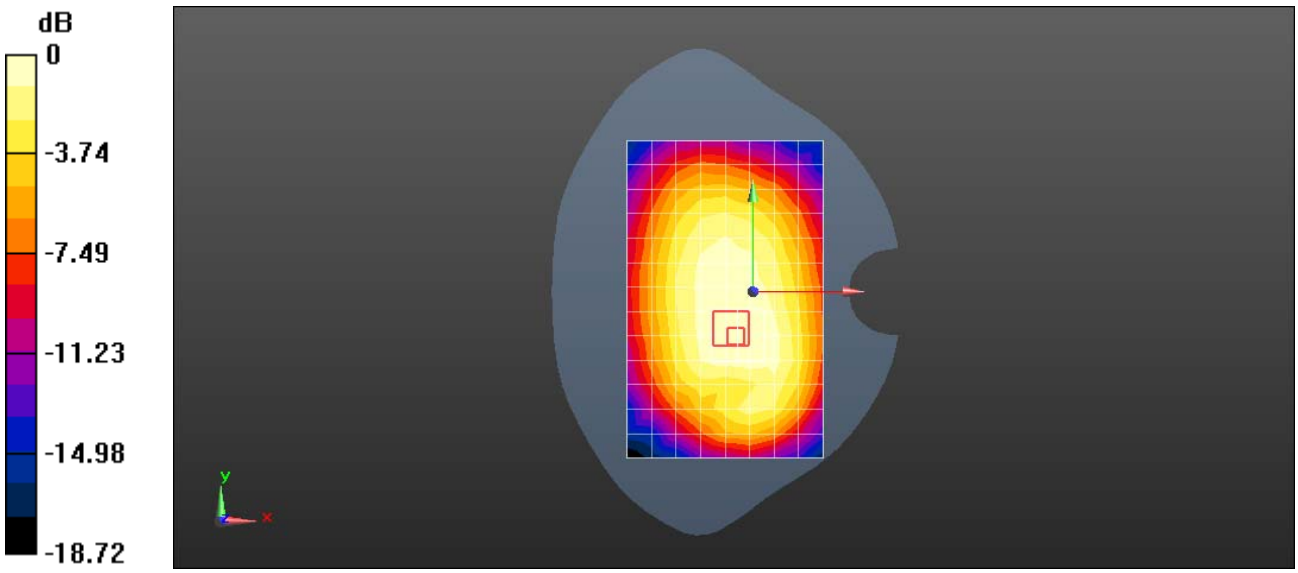

0 dB = 0.233 W/kg = -6.33 dBW/kg

Date: 2018-8-12

Test Laboratory: HUAWEI SAR/HAC Lab

LYA-L29 LTE Band 12 10M QPSK 1RB 0 Offset 23095CH Back Side 10mm-Second Antenna

DUT: LYA-L29; Type: Smart Phone; Serial: SAR2

Communication System: UID 0, LTE-FDD (SC-FDMA, 10MHz, QPSK/16-QAM) (0); Frequency: 707.5 MHz;Duty Cycle: 1:1
Medium parameters used (interpolated): f = 707.5 MHz; σ = 0.948 S/m; ε_r = 57.31; ρ = 1000 kg/m^3
Phantom section: Flat Section

DASY Configuration:

- Probe: EX3DV4 - SN7489; ConvF(11.1, 11.1, 11.1) @ 707.5 MHz; Calibrated: 2018-1-9
- Sensor-Surface: 1.4mm (Mechanical Surface Detection), z = 1.0, 31.0
- Electronics: DAE4 Sn852; Calibrated: 2018-4-23
- Phantom: SAM4; Type: SAM; Serial: 1620
- DASY52 52.10.1(1476); SEMCAD X 14.6.11(7439)

Configuration/Body/Area Scan (9x14x1): Measurement grid: dx=15mm, dy=15mm

Info: Interpolated medium parameters used for SAR evaluation.
Maximum value of SAR (measured) = 0.491 W/kg

Configuration/Body/Zoom Scan (5x6x7)/Cube 0: Measurement grid: dx=8mm, dy=8mm, dz=5mm
Reference Value = 11.55 V/m; Power Drift = -0.14 dB
Peak SAR (extrapolated) = 0.612 W/kg
SAR(1 g) = 0.355 W/kg; SAR(10 g) = 0.207 W/kg

Info: Interpolated medium parameters used for SAR evaluation.
Maximum value of SAR (measured) = 0.502 W/kg

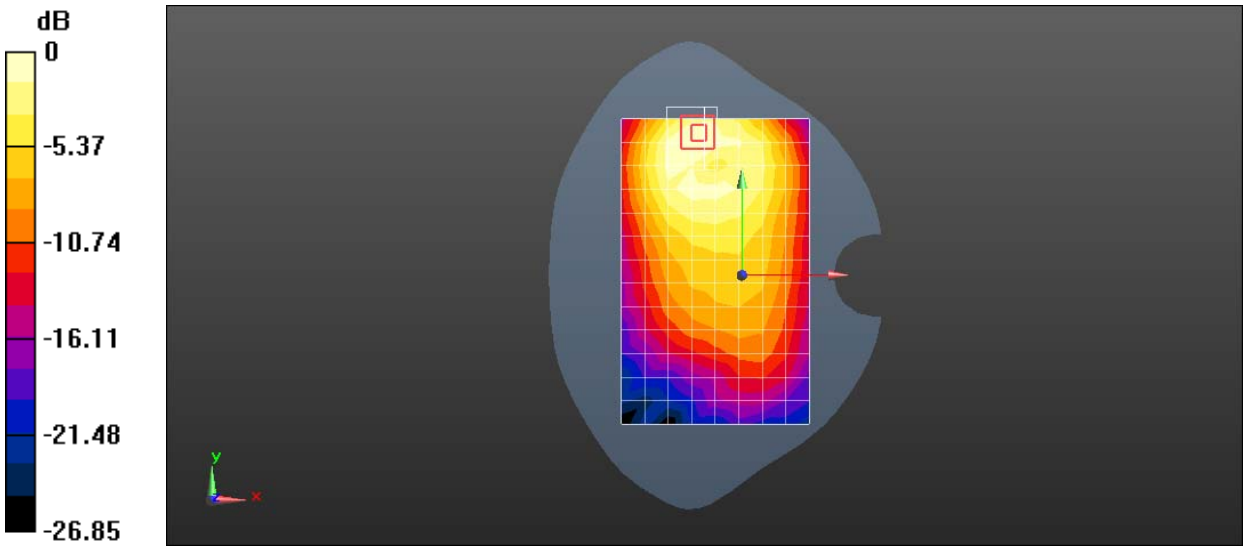

0 dB = 0.491 W/kg = -3.09 dBW/kg

Date: 2018-8-11

Test Laboratory: HUAWEI SAR/HAC Lab

LYA-L29 LTE Band 12 10M QPSK 1RB 25 Offset 23130CH Back Side 10mm with Battery2-Main Antenna

DUT: LYA-L29; Type: Smart Phone; Serial: SAR2

Communication System: UID 0, LTE-FDD (SC-FDMA, 10MHz, QPSK/16-QAM) (0); Frequency: 711 MHz;Duty Cycle: 1:1
Medium parameters used: f = 711 MHz; σ = 0.949 S/m; ε_r = 57.296; ρ = 1000 kg/m^3
Phantom section: Flat Section

DASY Configuration:

- Probe: EX3DV4 - SN7489; ConvF(11.1, 11.1, 11.1) @ 711 MHz; Calibrated: 2018-1-9
- Sensor-Surface: 1.4mm (Mechanical Surface Detection), z = 1.0, 31.0
- Electronics: DAE4 Sn852; Calibrated: 2018-4-23
- Phantom: SAM4; Type: SAM; Serial: 1620
- DASY52 52.10.1(1476); SEMCAD X 14.6.11(7439)

Configuration/Body/Area Scan (9x14x1): Measurement grid: dx=15mm, dy=15mm
Maximum value of SAR (measured) = 0.304 W/kg

Configuration/Body/Zoom Scan (7x6x7)/Cube 0: Measurement grid: dx=8mm, dy=8mm, dz=5mm
Reference Value = 15.22 V/m; Power Drift = -0.18 dB
Peak SAR (extrapolated) = 0.370 W/kg
SAR(1 g) = 0.254 W/kg; SAR(10 g) = 0.184 W/kg
Maximum value of SAR (measured) = 0.324 W/kg

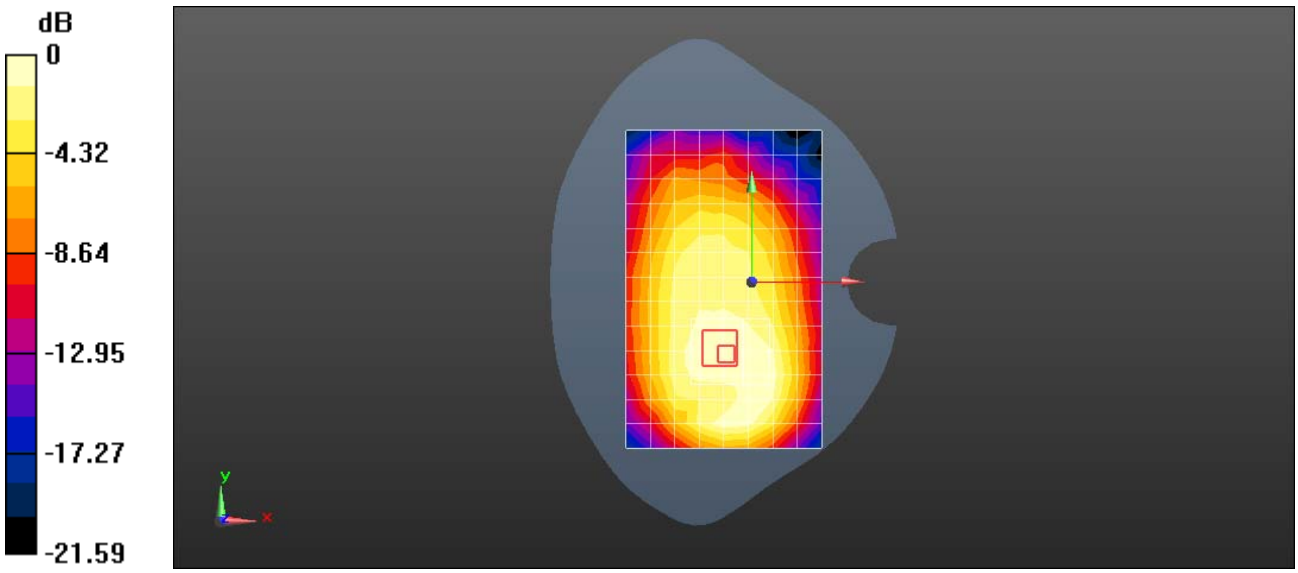

0 dB = 0.304 W/kg = -5.17 dBW/kg

Date: 2018-8-15

Test Laboratory: HUAWEI SAR/HAC Lab

LYA-L29 LTE Band 26 15M QPSK 50%RB 18 Offset 26865CH Right Cheek-Second Antenna

DUT: LYA-L29; Type: Smart Phone; Serial: SAR1

Communication System: UID 0, LTE-FDD (SC-FDMA, 15MHz, QPSK/16-QAM) (0); Frequency: 831.5 MHz;Duty Cycle: 1:1
Medium parameters used (interpolated): f = 831.5 MHz; σ = 0.908 S/m; ε_r = 43.017; ρ = 1000 kg/m^3
Phantom section: Right Section

DASY Configuration:

- Probe: EX3DV4 - SN3736; ConvF(8.86, 8.86, 8.86) @ 831.5 MHz; Calibrated: 2018-4-27
- Sensor-Surface: 1.4mm (Mechanical Surface Detection), z = 1.0, 31.0
- Electronics: DAE3 Sn360; Calibrated: 2017-11-2
- Phantom: SAM1; Type: SAM; Serial: 1475
- DASY52 52.10.1(1476); SEMCAD X 14.6.11(7439)

Configuration/Head/Area Scan (8x14x1): Measurement grid: dx=15mm, dy=15mm

Info: Interpolated medium parameters used for SAR evaluation.
Maximum value of SAR (measured) = 0.934 W/kg

Configuration/Head/Zoom Scan (6x6x7)/Cube 0: Measurement grid: dx=8mm, dy=8mm, dz=5mm
Reference Value = 25.80 V/m; Power Drift = 0.01 dB
Peak SAR (extrapolated) = 1.16 W/kg
SAR(1 g) = 0.479 W/kg; SAR(10 g) = 0.262 W/kg

Info: Interpolated medium parameters used for SAR evaluation.

Maximum value of SAR (measured) = 0.872 W/kg



0 dB = 0.934 W/kg = -0.30 dBW/kg

Date: 2018-8-15

Test Laboratory: HUAWEI SAR/HAC Lab

LYA-L29 LTE Band 26 15M QPSK 1RB 0 Offset 26965CH Right Cheek with Battery2-Main Antenna

DUT: LYA-L29; Type: Smart Phone; Serial: SAR1

Communication System: UID 0, LTE-FDD (SC-FDMA, 15MHz, QPSK/16-QAM) (0); Frequency: 841.5 MHz;Duty Cycle: 1:1
Medium parameters used (interpolated): f = 841.5 MHz; σ = 0.911 S/m; ε_r = 42.977; ρ = 1000 kg/m^3
Phantom section: Right Section

DASY Configuration:

- Probe: EX3DV4 - SN3736; ConvF(8.86, 8.86, 8.86) @ 841.5 MHz; Calibrated: 2018-4-27
- Sensor-Surface: 1.4mm (Mechanical Surface Detection), z = 1.0, 31.0
- Electronics: DAE3 Sn360; Calibrated: 2017-11-2
- Phantom: SAM1; Type: SAM; Serial: 1475
- DASY52 52.10.1(1476); SEMCAD X 14.6.11(7439)

Configuration/Head/Area Scan (8x14x1): Measurement grid: dx=15mm, dy=15mm

Maximum value of SAR (measured) = 0.265 W/kg

Configuration/Head/Zoom Scan (5x6x7)/Cube 0: Measurement grid: dx=8mm, dy=8mm, dz=5mm
Reference Value = 5.301 V/m; Power Drift = -0.18 dB
Peak SAR (extrapolated) = 0.300 W/kg
SAR(1 g) = 0.234 W/kg; SAR(10 g) = 0.179 W/kg

Maximum value of SAR (measured) = 0.275 W/kg



0 dB = 0.265 W/kg = -5.77 dBW/kg

Date: 2018-8-15

Test Laboratory: HUAWEI SAR/HAC Lab

LYA-L29 LTE Band 26 15M QPSK 50%RB 0 Offset 26865CH Front Side 15mm-Second Antenna

DUT: LYA-L29; Type: Smart Phone; Serial: SAR1

Communication System: UID 0, LTE-FDD (SC-FDMA, 15MHz, QPSK/16-QAM) (0); Frequency: 831.5 MHz;Duty Cycle: 1:1
Medium parameters used (interpolated): f = 831.5 MHz; σ = 0.981 S/m; ε_r = 54.814; ρ = 1000 kg/m^3
Phantom section: Flat Section

DASY Configuration:

- Probe: EX3DV4 - SN3736; ConvF(9.1, 9.1, 9.1) @ 831.5 MHz; Calibrated: 2018-4-27
- Sensor-Surface: 1.4mm (Mechanical Surface Detection), z = 1.0, 31.0
- Electronics: DAE3 Sn360; Calibrated: 2017-11-2
- Phantom: SAM2; Type: SAM; Serial: 1474
- DASY52 52.10.1(1476); SEMCAD X 14.6.11(7439)

Configuration/Body/Area Scan (9x14x1): Measurement grid: dx=15mm, dy=15mm

Info: Interpolated medium parameters used for SAR evaluation.
Maximum value of SAR (measured) = 0.154 W/kg

Configuration/Body/Zoom Scan (5x5x7)/Cube 0: Measurement grid: dx=8mm, dy=8mm, dz=5mm
Reference Value = 11.05 V/m; Power Drift = 0.02 dB
Peak SAR (extrapolated) = 0.250 W/kg
SAR(1 g) = 0.137 W/kg; SAR(10 g) = 0.093 W/kg

Info: Interpolated medium parameters used for SAR evaluation..
Maximum value of SAR (measured) = 0.158 W/kg

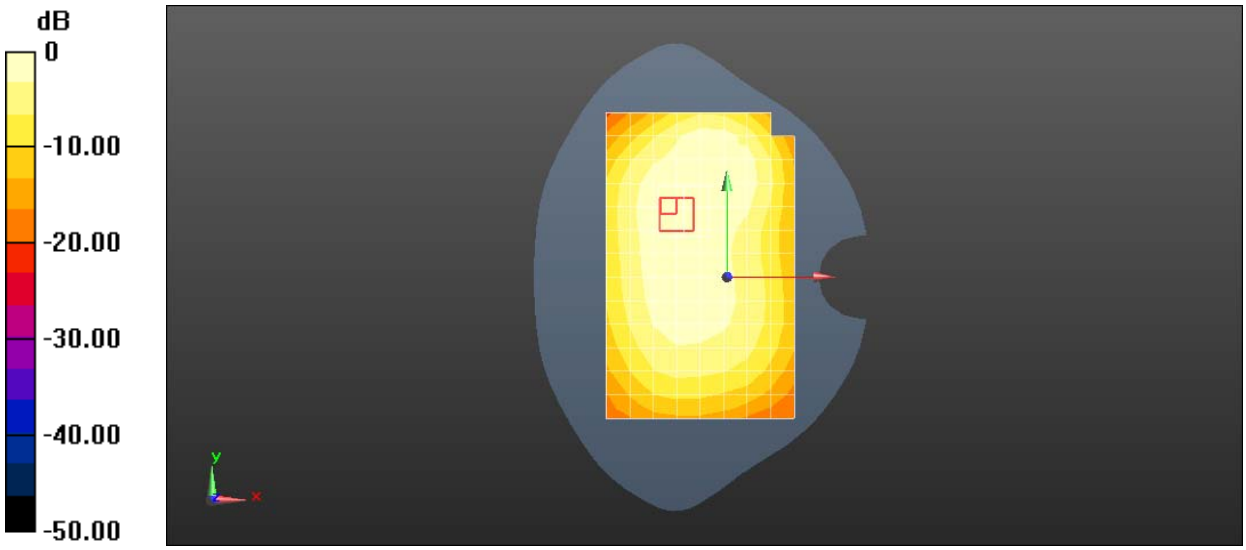

0 dB = 0.154 W/kg = -8.12 dBW/kg

Date: 2018-8-16

Test Laboratory: HUAWEI SAR/HAC Lab

LYA-L29 LTE Band 26 15M QPSK 1RB 38 Offset 26775CH Back Side 15mm with Battery2-Main Antenna

DUT: LYA-L29; Type: Smart Phone; Serial: SAR1

Communication System: UID 0, LTE-FDD (SC-FDMA, 15MHz, QPSK/16-QAM) (0); Frequency: 822.5 MHz;Duty Cycle: 1:1
Medium parameters used (interpolated): f = 822.5 MHz; σ = 0.979 S/m; ε_r = 54.853; ρ = 1000 kg/m^3
Phantom section: Flat Section

DASY Configuration:

- Probe: EX3DV4 - SN3736; ConvF(9.1, 9.1, 9.1) @ 822.5 MHz; Calibrated: 2018-4-27
- Sensor-Surface: 1.4mm (Mechanical Surface Detection), z = 1.0, 31.0
- Electronics: DAE3 Sn360; Calibrated: 2017-11-2
- Phantom: SAM2; Type: SAM; Serial: 1474
- DASY52 52.10.1(1476); SEMCAD X 14.6.11(7439)

Configuration/Body/Area Scan (9x14x1): Measurement grid: dx=15mm, dy=15mm

Maximum value of SAR (measured) = 0.305 W/kg

Configuration/Body/Zoom Scan (5x6x7)/Cube 0: Measurement grid: dx=8mm, dy=8mm, dz=5mm
Reference Value = 16.36 V/m; Power Drift = -0.02 dB
Peak SAR (extrapolated) = 0.344 W/kg
SAR(1 g) = 0.251 W/kg; SAR(10 g) = 0.181 W/kg
Maximum value of SAR (measured) = 0.311 W/kg

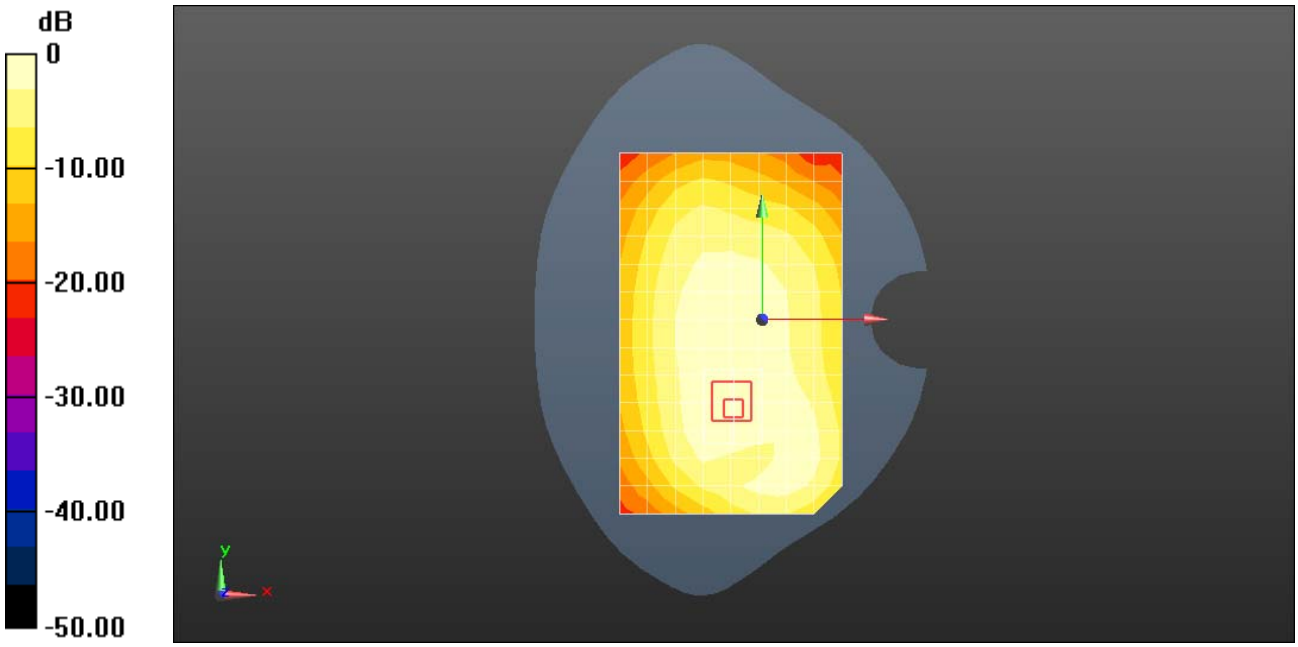

0 dB = 0.305 W/kg = -5.16 dBW/kg

Date: 2018-8-16

Test Laboratory: HUAWEI SAR/HAC Lab

LYA-L29 LTE Band 26 15M QPSK 1RB 0 Offset 26865CH Front Side 10mm-Second Antenna

DUT: LYA-L29; Type: Smart Phone; Serial: SAR1

Communication System: UID 0, LTE-FDD (SC-FDMA, 15MHz, QPSK/16-QAM) (0); Frequency: 831.5 MHz;Duty Cycle: 1:1
Medium parameters used (interpolated): f = 831.5 MHz; σ = 0.981 S/m; ε_r = 54.814; ρ = 1000 kg/m^3
Phantom section: Flat Section

DASY Configuration:

- Probe: EX3DV4 - SN3736; ConvF(9.1, 9.1, 9.1) @ 831.5 MHz; Calibrated: 2018-4-27
- Sensor-Surface: 1.4mm (Mechanical Surface Detection), z = 1.0, 31.0
- Electronics: DAE3 Sn360; Calibrated: 2017-11-2
- Phantom: SAM2; Type: SAM; Serial: 1474
- DASY52 52.10.1(1476); SEMCAD X 14.6.11(7439)

Configuration/Body/Area Scan (7x14x1): Measurement grid: dx=15mm, dy=15mm

Info: Interpolated medium parameters used for SAR evaluation.
Maximum value of SAR (measured) = 0.425 W/kg

Configuration/Body/Zoom Scan (5x5x7)/Cube 0: Measurement grid: dx=8mm, dy=8mm, dz=5mm
Reference Value = 12.69 V/m; Power Drift = -0.02 dB
Peak SAR (extrapolated) = 0.580 W/kg
SAR(1 g) = 0.302 W/kg; SAR(10 g) = 0.169 W/kg

Info: Interpolated medium parameters used for SAR evaluation.
Maximum value of SAR (measured) = 0.482 W/kg

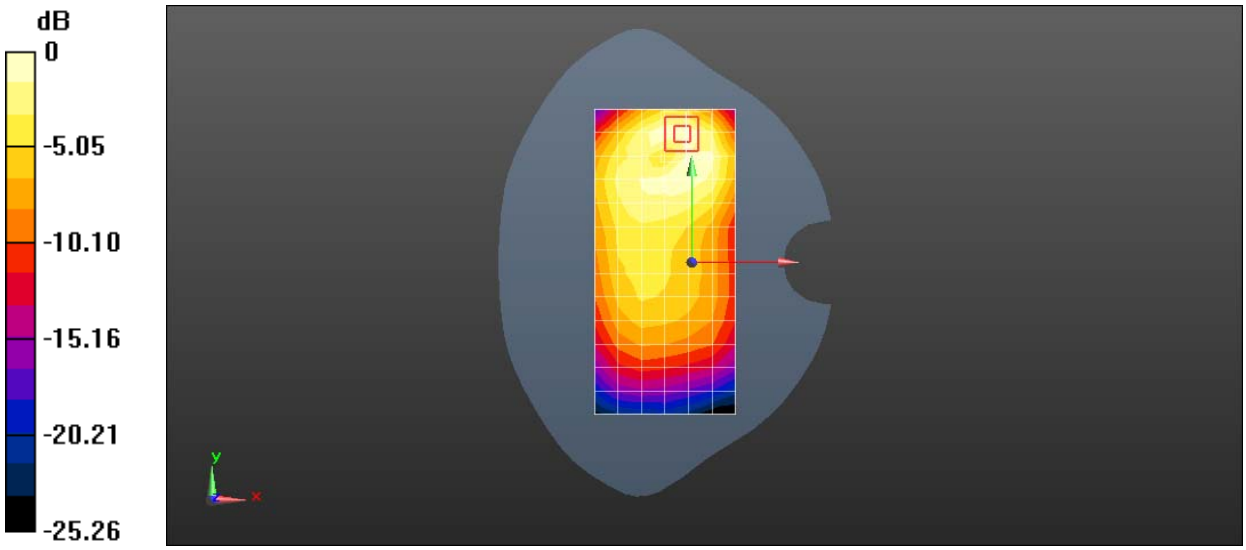

0 dB = 0.425 W/kg = -3.72 dBW/kg

Date: 2018-8-16

Test Laboratory: HUAWEI SAR/HAC Lab

LYA-L29 LTE Band 26 15M QPSK 1RB 38 Offset 26775CH Back Side 10mm-Main Antenna

DUT: LYA-L29; Type: Smart Phone; Serial: SAR1

Communication System: UID 0, LTE-FDD (SC-FDMA, 15MHz, QPSK/16-QAM) (0); Frequency: 822.5 MHz;Duty Cycle: 1:1
Medium parameters used (interpolated): f = 822.5 MHz; σ = 0.979 S/m; ε_r = 54.853; ρ = 1000 kg/m^3
Phantom section: Flat Section

DASY Configuration:

- Probe: EX3DV4 - SN3736; ConvF(9.1, 9.1, 9.1) @ 822.5 MHz; Calibrated: 2018-4-27
- Sensor-Surface: 1.4mm (Mechanical Surface Detection), z = 1.0, 31.0
- Electronics: DAE3 Sn360; Calibrated: 2017-11-2
- Phantom: SAM2; Type: SAM; Serial: 1474
- DASY52 52.10.1(1476); SEMCAD X 14.6.11(7439)

Configuration/Body/Area Scan (9x14x1): Measurement grid: dx=15mm, dy=15mm

Maximum value of SAR (measured) = 0.409 W/kg

Configuration/Body/Zoom Scan (5x5x7)/Cube 0: Measurement grid: dx=8mm, dy=8mm, dz=5mm
Reference Value = 16.67 V/m; Power Drift = -0.01 dB
Peak SAR (extrapolated) = 0.548 W/kg
SAR(1 g) = 0.322 W/kg; SAR(10 g) = 0.190 W/kg

Maximum value of SAR (measured) = 0.465 W/kg

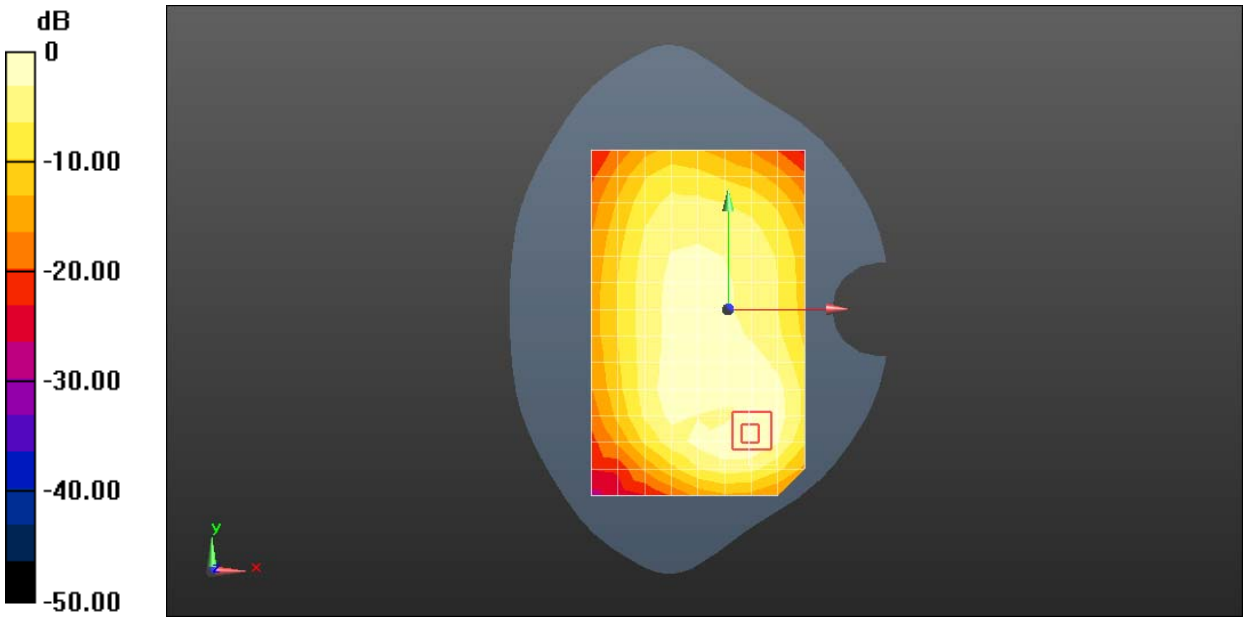

0 dB = 0.409 W/kg = -3.88 dBW/kg

Date: 2018-8-8

Test Laboratory: HUAWEI SAR/HAC Lab

LYA-L29 LTE Band 38 20M QPSK 1RB 50 Offset 38150CH Right Tilt-Second Antenna

DUT: LYA-L29; Type: Smart Phone; Serial: SAR4

Communication System: UID 0, LTE-TDD (SC-FDMA, 20MHz, QPSK/16-QAM) (0); Frequency: 2610 MHz;Duty Cycle: 1:1.57906
Medium parameters used (interpolated): f = 2610 MHz; σ = 1.925 S/m; ε_r = 37.351; ρ = 1000 kg/m^3
Phantom section: Right Section

DASY Configuration:

- Probe: EX3DV4 - SN3743; ConvF(6.98, 6.98, 6.98) @ 2610 MHz; Calibrated: 2017-11-23
- Sensor-Surface: 1.4mm (Mechanical Surface Detection), z = 1.0, 31.0
- Electronics: DAE4 Sn918; Calibrated: 2018-6-20
- Phantom: SAM7; Type: SAM; Serial: 1594
- DASY52 52.10.1(1476); SEMCAD X 14.6.11(7439)

Configuration/Head/Area Scan (10x16x1): Measurement grid: dx=12mm, dy=12mm

Info: Interpolated medium parameters used for SAR evaluation.
Maximum value of SAR (measured) = 0.608 W/kg

Configuration/Head/Zoom Scan (8x7x7)/Cube 0: Measurement grid: dx=5mm, dy=5mm, dz=5mm
Reference Value = 11.38 V/m; Power Drift = 0.04 dB
Peak SAR (extrapolated) = 0.940 W/kg
SAR(1 g) = 0.362 W/kg; SAR(10 g) = 0.145 W/kg

Info: Interpolated medium parameters used for SAR evaluation.
Maximum value of SAR (measured) = 0.681 W/kg



0 dB = 0.681 W/kg = -1.67 dBW/kg

Date: 2018-8-7

Test Laboratory: HUAWEI SAR/HAC Lab

LYA-L29 LTE Band 38 20M QPSK 1RB 0 Offset 38000CH Right Cheek-Main Antenna

DUT: LYA-L29; Type: Smart Phone; Serial: SAR4

Communication System: UID 0, LTE-TDD (SC-FDMA, 20MHz, QPSK/16-QAM) (0); Frequency: 2595 MHz;Duty Cycle: 1:1.57906
Medium parameters used: f = 2595 MHz; σ = 1.914 S/m; ε_r = 37.392; ρ = 1000 kg/m^3
Phantom section: Right Section

DASY Configuration:

- Probe: EX3DV4 - SN3743; ConvF(6.98, 6.98, 6.98) @ 2595 MHz; Calibrated: 2017-11-23
- Sensor-Surface: 1.4mm (Mechanical Surface Detection), z = 1.0, 31.0
- Electronics: DAE4 Sn918; Calibrated: 2018-6-20
- Phantom: SAM7; Type: SAM; Serial: 1594
- DASY52 52.10.1(1476); SEMCAD X 14.6.11(7439)

Configuration/Head/Area Scan (10x17x1): Measurement grid: dx=12mm, dy=12mm
Maximum value of SAR (measured) = 0.0584 W/kg

Configuration/Head/Zoom Scan (8x7x7)/Cube 0: Measurement grid: dx=5mm, dy=5mm, dz=5mm
Reference Value = 3.438 V/m; Power Drift = -0.14 dB
Peak SAR (extrapolated) = 0.0760 W/kg
SAR(1 g) = 0.044 W/kg; SAR(10 g) = 0.025 W/kg
Maximum value of SAR (measured) = 0.0630 W/kg



0 dB = 0.0630 W/kg = -12.01 dBW/kg

Date: 2018-8-16

Test Laboratory: HUAWEI SAR Lab

LYA-L29 LTE Band 38 20M QPSK 50%RB 0 Offset 38150CH Front Side 15mm-Second Antenna

DUT: LYA-L29; Type: Smart Phone; Serial: SAR4

Communication System: UID 0, LTE-TDD (SC-FDMA, 20MHz, QPSK/16-QAM) (0); Frequency: 2610 MHz;Duty Cycle: 1:1.57906
Medium parameters used (interpolated): f = 2610 MHz; σ = 2.169 S/m; ε_r = 52.825; ρ = 1000 kg/m^3
Phantom section: Center Section

DASY Configuration:

- Probe: EX3DV4 - SN3743; ConvF(6.98, 6.98, 6.98) @ 2610 MHz; Calibrated: 2017-11-23
- Sensor-Surface: 1.4mm (Mechanical Surface Detection), z = 1.0, 31.0
- Electronics: DAE4 Sn918; Calibrated: 2018-6-20
- Phantom: Triple Flat Phantom 5.1C; Type:SAM; Serial: 1176/2
- DASY52 52.10.1(1476); SEMCAD X 14.6.11(7439)

Configuration/Body/Area Scan (17x11x1): Measurement grid: dx=12mm, dy=12mm

Info: Interpolated medium parameters used for SAR evaluation.
Maximum value of SAR (measured) = 0.189 W/kg

Configuration/Body/Zoom Scan (7x7x7)/Cube 0: Measurement grid: dx=5mm, dy=5mm, dz=5mm
Reference Value = 2.523 V/m; Power Drift = 0.16 dB
Peak SAR (extrapolated) = 0.234 W/kg
SAR(1 g) = 0.123 W/kg; SAR(10 g) = 0.065 W/kg

Info: Interpolated medium parameters used for SAR evaluation.
Maximum value of SAR (measured) = 0.190 W/kg

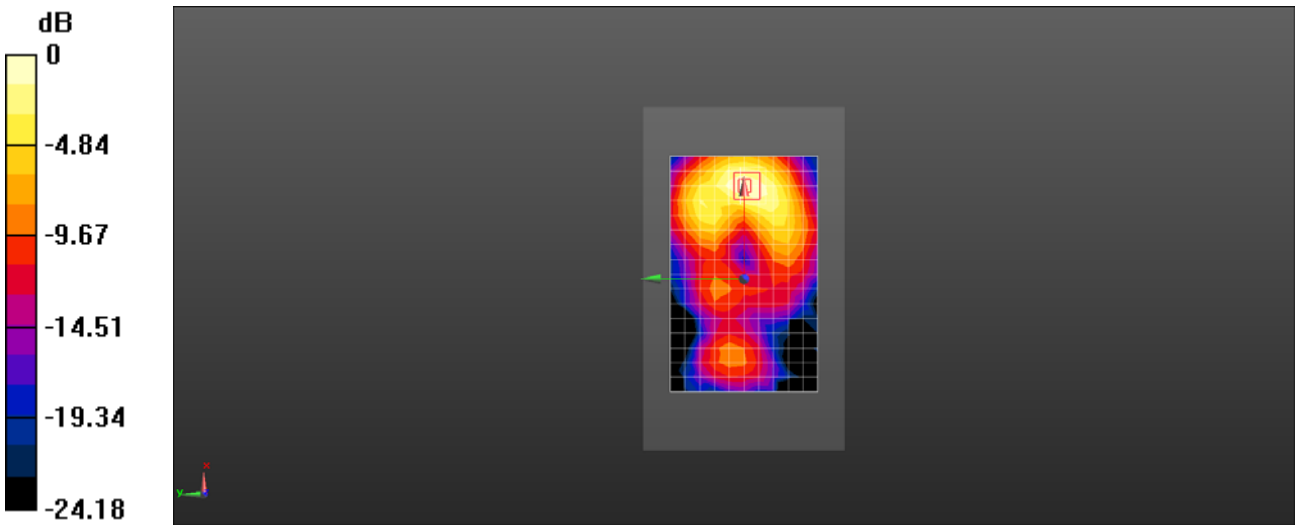

0 dB = 0.190 W/kg = -7.21 dBW/kg

Date: 2018-8-16

Test Laboratory: HUAWEI SAR Lab

LYA-L29 LTE Band 38 20M QPSK 1RB 0 Offset 38000CH Back Side 15mm-Main Antenna

DUT: LYA-L29; Type: Smart Phone; Serial: SAR4

Communication System: UID 0, LTE-TDD (SC-FDMA, 20MHz, QPSK/16-QAM) (0); Frequency: 2610 MHz;Duty Cycle: 1:1.57906
Medium parameters used (interpolated): f = 2610 MHz; σ = 2.169 S/m; ε_r = 52.825; ρ = 1000 kg/m^3
Phantom section: Center Section

DASY Configuration:

- Probe: EX3DV4 - SN3743; ConvF(6.98, 6.98, 6.98) @ 2610 MHz; Calibrated: 2017-11-23
- Sensor-Surface: 1.4mm (Mechanical Surface Detection), z = 1.0, 31.0
- Electronics: DAE4 Sn918; Calibrated: 2018-6-20
- Phantom: Triple Flat Phantom 5.1C; Type: SAM; Serial: 1176/2
- DASY52 52.10.1(1476); SEMCAD X 14.6.11(7439)

Configuration/Body/Area Scan (17x11x1): Measurement grid: dx=12mm, dy=12mm

Info: Interpolated medium parameters used for SAR evaluation.
Maximum value of SAR (measured) = 0.221 W/kg

Configuration/Body/Zoom Scan (7x7x7)/Cube 0: Measurement grid: dx=5mm, dy=5mm, dz=5mm
Reference Value = 3.062 V/m; Power Drift = -0.15 dB
Peak SAR (extrapolated) = 0.274 W/kg
SAR(1 g) = 0.146 W/kg; SAR(10 g) = 0.079 W/kg

Info: Interpolated medium parameters used for SAR evaluation.
Maximum value of SAR (measured) = 0.225 W/kg

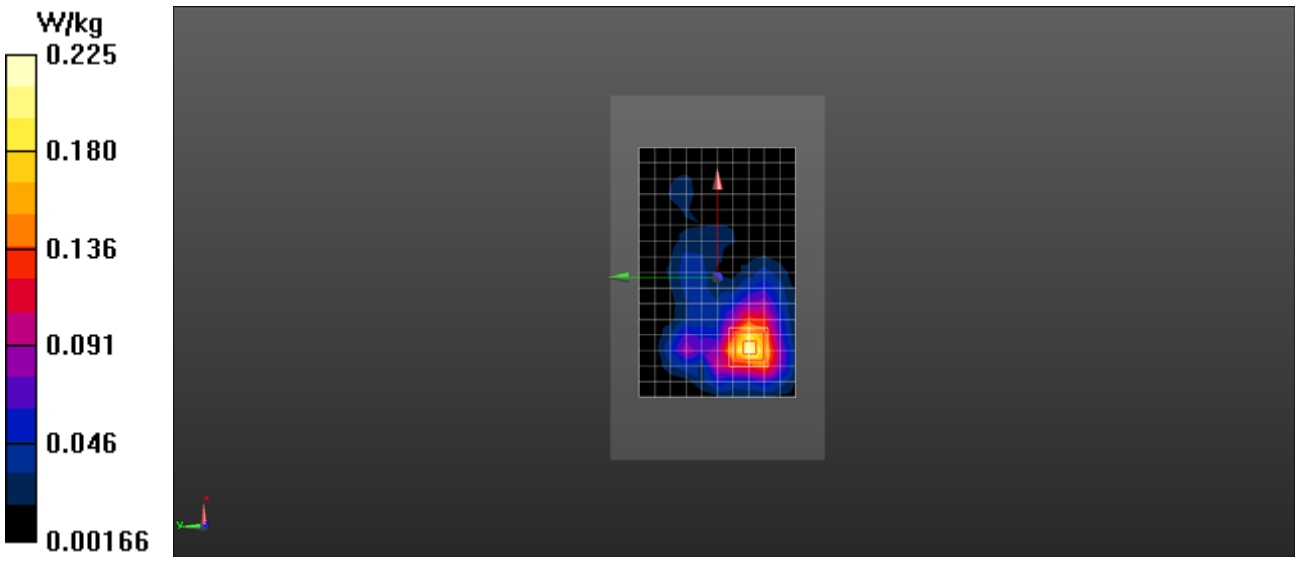

Date: 2018-8-17

Test Laboratory: HUAWEI SAR Lab

LYA-L29 LTE Band 38 20M QPSK 1RB 0 Offset 38150CH Top Side 10mm-Second Antenna

DUT: LYA-L29; Type: Smart Phone; Serial: SAR4

Communication System: UID 0, LTE-TDD (SC-FDMA, 20MHz, QPSK/16-QAM) (0); Frequency: 2610 MHz;Duty Cycle: 1:1.57906
Medium parameters used (interpolated): f = 2610 MHz; σ = 2.169 S/m; ε_r = 52.825; ρ = 1000 kg/m^3
Phantom section: Center Section

DASY Configuration:

- Probe: EX3DV4 - SN3743; ConvF(6.98, 6.98, 6.98) @ 2610 MHz; Calibrated: 2017-11-23
- Sensor-Surface: 1.4mm (Mechanical Surface Detection), z = 1.0, 31.0
- Electronics: DAE4 Sn918; Calibrated: 2018-6-20
- Phantom: Triple Flat Phantom 5.1C; Type: SAM; Serial: 1176/2
- DASY52 52.10.1(1476); SEMCAD X 14.6.11(7439)

Configuration/Body/Area Scan (12x7x1): Measurement grid: dx=12mm, dy=12mm

Info: Interpolated medium parameters used for SAR evaluation.
Maximum value of SAR (measured) = 0.555 W/kg

Configuration/Body/Zoom Scan (7x7x7)/Cube 0: Measurement grid: dx=5mm, dy=5mm, dz=5mm
Reference Value = 16.10 V/m; Power Drift = -0.14 dB
Peak SAR (extrapolated) = 0.850 W/kg
SAR(1 g) = 0.444 W/kg; SAR(10 g) = 0.219 W/kg

Info: Interpolated medium parameters used for SAR evaluation.
Maximum value of SAR (measured) = 0.698 W/kg

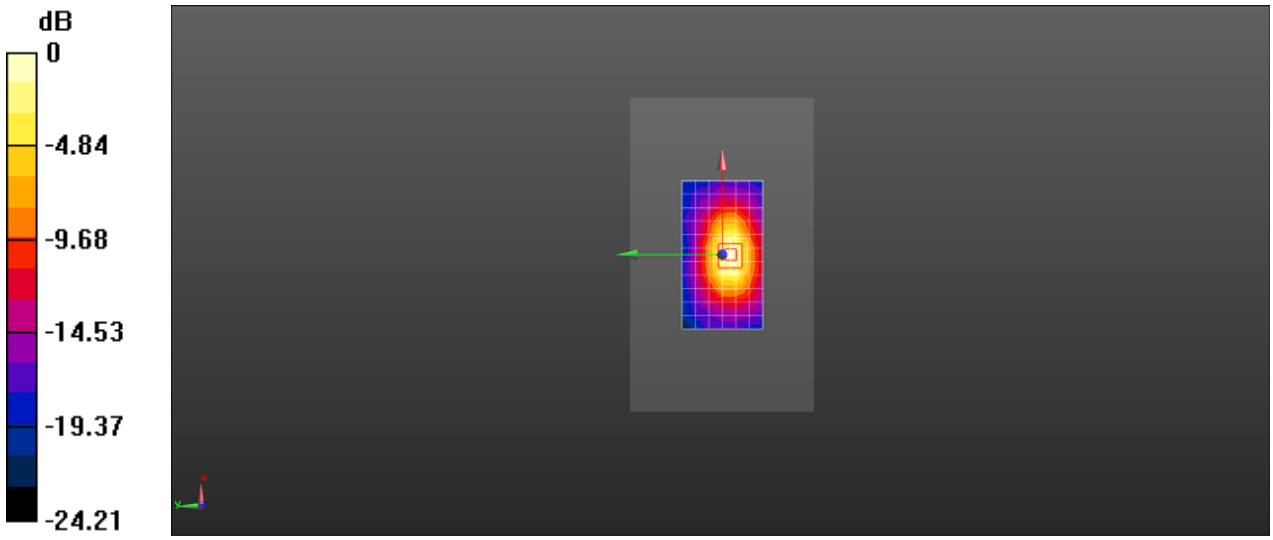

0 dB = 0.698 W/kg = -1.56 dBW/kg

Date: 2018-8-17

Test Laboratory: HUAWEI SAR/HAC Lab

LYA-L29 LTE Band 38 20M QPSK 1RB 0 Offset 38150CH Back Side 10mm-Main Antenna

DUT: LYA-L29; Type: Smart Phone; Serial: SAR4

Communication System: UID 0, LTE-TDD (SC-FDMA, 20MHz, QPSK/16-QAM) (0); Frequency: 2595 MHz;Duty Cycle: 1:1.57906
Medium parameters used: f = 2595 MHz; σ = 2.154 S/m; ε_r = 52.844; ρ = 1000 kg/m^3
Phantom section: Center Section

DASY Configuration:

- Probe: EX3DV4 - SN3743; ConvF(6.98, 6.98, 6.98) @ 2595 MHz; Calibrated: 2017-11-23
- Sensor-Surface: 1.4mm (Mechanical Surface Detection), z = 1.0, 31.0
- Electronics: DAE4 Sn918; Calibrated: 2018-6-20
- Phantom: Triple Flat Phantom 5.1C; Type: SAM; Serial: 1176/2
- DASY52 52.10.1(1476); SEMCAD X 14.6.11(7439)

Configuration/Body/Area Scan (17x11x1): Measurement grid: dx=12mm, dy=12mm
Maximum value of SAR (measured) = 0.438 W/kg

Configuration/Body/Zoom Scan (7x7x7)/Cube 0: Measurement grid: dx=5mm, dy=5mm, dz=5mm
Reference Value = 6.017 V/m; Power Drift = 0.14 dB
Peak SAR (extrapolated) = 0.594 W/kg
SAR(1 g) = 0.310 W/kg; SAR(10 g) = 0.164 W/kg
Maximum value of SAR (measured) = 0.485 W/kg

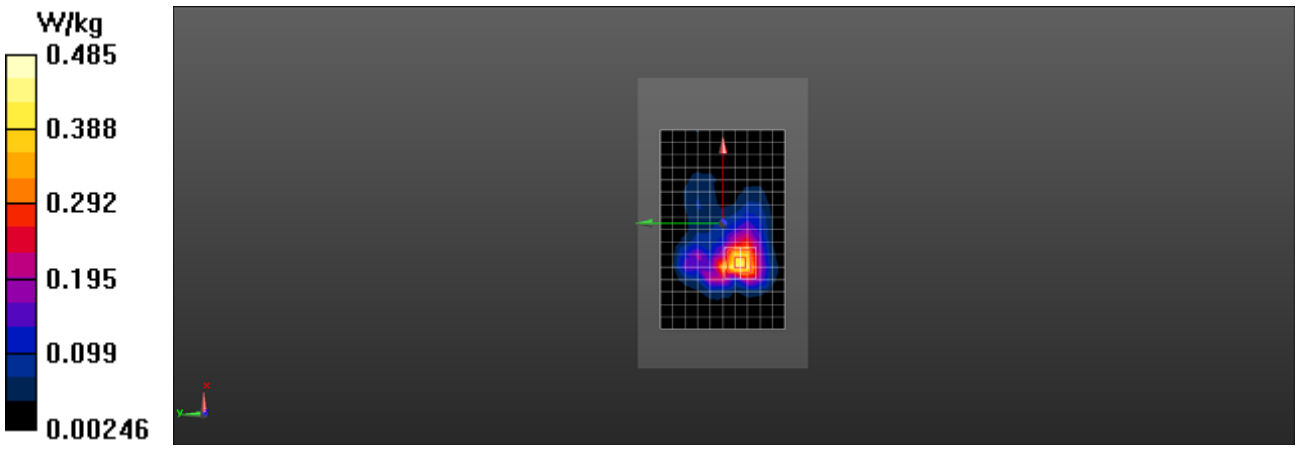

Date: 2018-8-16

Test Laboratory: HUAWEI SAR/HAC Lab

LYA-L29 CA_41C P_1@99 40540CH S_1@ 0 Right Tilt-Second Antenna

DUT: LYA-L29; Type: Smart Phone; Serial: SAR3

Communication System: UID 0, LTE-TDD (SC-FDMA, 20MHz, QPSK/16-QAM) (0); Frequency: 2585 MHz;Duty Cycle: 1:1.57906
Medium parameters used (interpolated): f = 2585 MHz; σ = 1.907 S/m; ε_r = 37.685; ρ = 1000 kg/m^3
Phantom section: Right Section

DASY Configuration:

- Probe: EX3DV4 - SN7381; ConvF(7.69, 7.69, 7.69) @ 2585 MHz; Calibrated: 2017-10-24
- Sensor-Surface: 1.4mm (Mechanical Surface Detection), z = 1.0, 31.0
- Electronics: DAE4 Sn1235; Calibrated: 2017-11-16
- Phantom: SAM5; Type: SAM; Serial: 1894
- DASY52 52.10.1(1476); SEMCAD X 14.6.11(7439)

Configuration/Head/Area Scan (11x17x1): Measurement grid: dx=12mm, dy=12mm

Info: Interpolated medium parameters used for SAR evaluation.
Maximum value of SAR (measured) = 0.363 W/kg

Configuration/Head/Zoom Scan (7x8x7)/Cube 0: Measurement grid: dx=5mm, dy=5mm, dz=5mm
Reference Value = 11.21 V/m; Power Drift = -0.04 dB
Peak SAR (extrapolated) = 0.761 W/kg
SAR(1 g) = 0.349 W/kg; SAR(10 g) = 0.154 W/kg

Info: Interpolated medium parameters used for SAR evaluation.
Maximum value of SAR (measured) = 0.597 W/kg



0 dB = 0.532 W/kg = -2.74 dBW/kg

Date: 2018-8-16

Test Laboratory: HUAWEI SAR/HAC Lab

LYA-L29 LTE Band 41 20M QPSK 1RB 50 Offset 41140CH Right Cheek-Main Antenna

DUT: LYA-L29; Type: Smart Phone; Serial: SAR3

Communication System: UID 0, LTE-TDD (SC-FDMA, 20MHz, QPSK/16-QAM) (0); Frequency: 2645 MHz;Duty Cycle: 1:1.57906
Medium parameters used (interpolated): f = 2645 MHz; σ = 1.958 S/m; ε_r = 37.597; ρ = 1000 kg/m^3
Phantom section: Right Section

DASY Configuration:

- Probe: EX3DV4 - SN7381; ConvF(7.69, 7.69, 7.69) @ 2645 MHz; Calibrated: 2017-10-24
- Sensor-Surface: 1.4mm (Mechanical Surface Detection), z = 1.0, 31.0
- Electronics: DAE4 Sn1235; Calibrated: 2017-11-16
- Phantom: SAM5; Type: SAM; Serial: 1894
- DASY52 52.10.1(1476); SEMCAD X 14.6.11(7439)

Configuration/Body/Area Scan (11x17x1): Measurement grid: dx=12mm, dy=12mm

Info: Interpolated medium parameters used for SAR evaluation.
Maximum value of SAR (measured) = 0.0632 W/kg

Configuration/Body/Zoom Scan (7x7x7)/Cube 0: Measurement grid: dx=5mm, dy=5mm, dz=5mm
Reference Value = 2.072 V/m; Power Drift = -0.13 dB
Peak SAR (extrapolated) = 0.0790 W/kg
SAR(1 g) = 0.047 W/kg; SAR(10 g) = 0.027 W/kg

Info: Interpolated medium parameters used for SAR evaluation.
Maximum value of SAR (measured) = 0.0667 W/kg

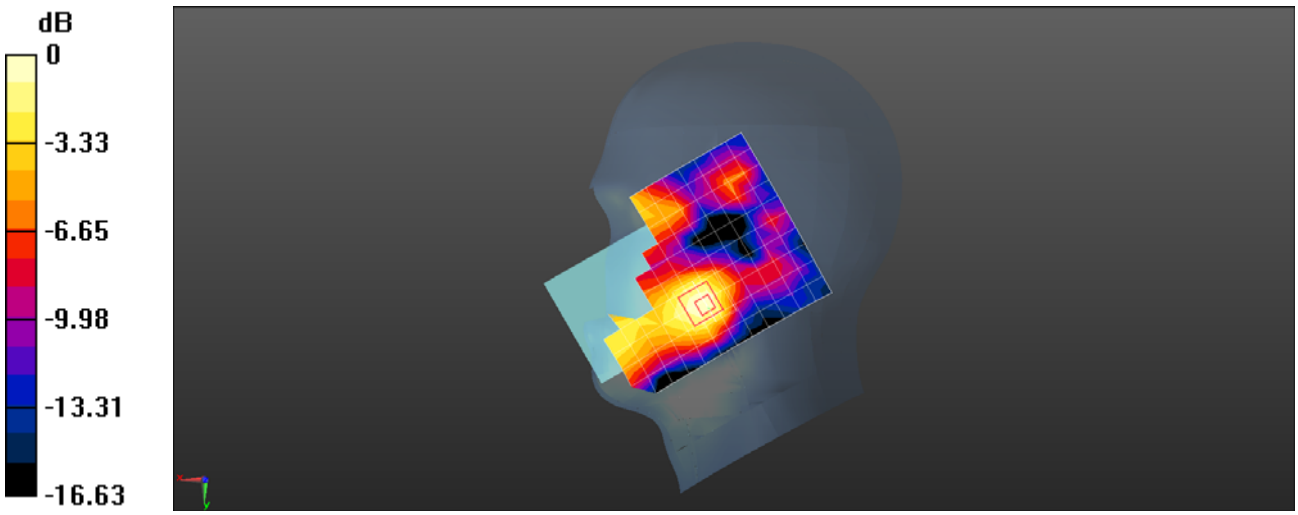

0 dB = 0.0667 W/kg = -11.76 dBW/kg

Date: 2018-8-17

Test Laboratory: HUAWEI SAR/HAC Lab

LYA-L29 LTE Band 41 20M QPSK 50%RB 0 Offset 40840CH Front Side 15mm-Second Antenna

DUT: LYA-L29; Type: Smart Phone; Serial: SAR3

Communication System: UID 0, LTE-TDD (SC-FDMA, 20MHz, QPSK/16-QAM) (0); Frequency: 2615 MHz;Duty Cycle: 1:1.57906
Medium parameters used: f = 2615 MHz; σ = 2.18 S/m; ε_r = 53.355; ρ = 1000 kg/m^3
Phantom section: Flat Section

DASY Configuration:

- Probe: EX3DV4 - SN7381; ConvF(7.73, 7.73, 7.73) @ 2615 MHz; Calibrated: 2017-10-24
- Sensor-Surface: 1.4mm (Mechanical Surface Detection), z = 1.0, 31.0
- Electronics: DAE4 Sn1235; Calibrated: 2017-11-16
- Phantom: SMA6; Type: SAM; Serial: 1892
- DASY52 52.10.1(1476); SEMCAD X 14.6.11(7439)

Configuration/Body/Area Scan (11x18x1): Measurement grid: dx=12mm, dy=12mm
Maximum value of SAR (measured) = 0.302 W/kg
Configuration/Body/Zoom Scan (7x7x7)/Cube 0: Measurement grid: dx=5mm, dy=5mm, dz=5mm
Reference Value = 3.538 V/m; Power Drift = -0.14 dB
Peak SAR (extrapolated) = 0.312 W/kg
SAR(1 g) = 0.178 W/kg; SAR(10 g) = 0.101 W/kg
Maximum value of SAR (measured) = 0.262 W/kg
Configuration/Body/Zoom Scan (7x7x7)/Cube 1: Measurement grid: dx=5mm, dy=5mm, dz=5mm
Reference Value = 3.538 V/m; Power Drift = -0.14 dB
Peak SAR (extrapolated) = 0.211 W/kg
SAR(1 g) = 0.114 W/kg; SAR(10 g) = 0.063 W/kg
Maximum value of SAR (measured) = 0.173 W/kg

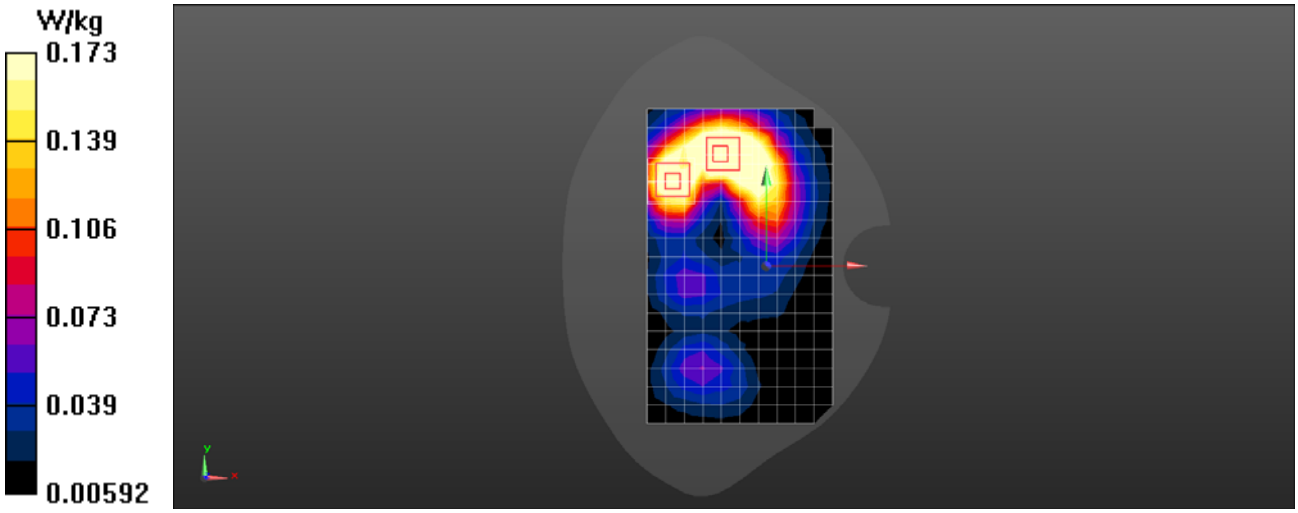

Date: 2018-8-17

Test Laboratory: HUAWEI SAR/HAC Lab

LYA-L29 LTE Band 41 20M QPSK 1RB 0 Offset 40840CH Back Side 15mm with Battery2-Main Antenna

DUT: LYA-L29; Type: Smart Phone; Serial: SAR3

Communication System: UID 0, LTE-TDD (SC-FDMA, 20MHz, QPSK/16-QAM) (0); Frequency: 2615 MHz;Duty Cycle: 1:1.57906
Medium parameters used: f = 2615 MHz; σ = 2.18 S/m; ε_r = 53.355; ρ = 1000 kg/m^3
Phantom section: Flat Section

DASY Configuration:

- Probe: EX3DV4 - SN7381; ConvF(7.73, 7.73, 7.73) @ 2615 MHz; Calibrated: 2017-10-24
- Sensor-Surface: 1.4mm (Mechanical Surface Detection), z = 1.0, 31.0
- Electronics: DAE4 Sn1235; Calibrated: 2017-11-16
- Phantom: SMA6; Type: SAM; Serial: 1892
- DASY52 52.10.1(1476); SEMCAD X 14.6.11(7439)

Configuration/Body/Area Scan (11x18x1): Measurement grid: dx=12mm, dy=12mm
Maximum value of SAR (measured) = 0.196 W/kg

Configuration/Body/Zoom Scan (7x7x7)/Cube 0: Measurement grid: dx=5mm, dy=5mm, dz=5mm
Reference Value = 2.934 V/m; Power Drift = 0.19 dB
Peak SAR (extrapolated) = 0.250 W/kg
SAR(1 g) = 0.146 W/kg; SAR(10 g) = 0.087 W/kg
Maximum value of SAR (measured) = 0.211 W/kg

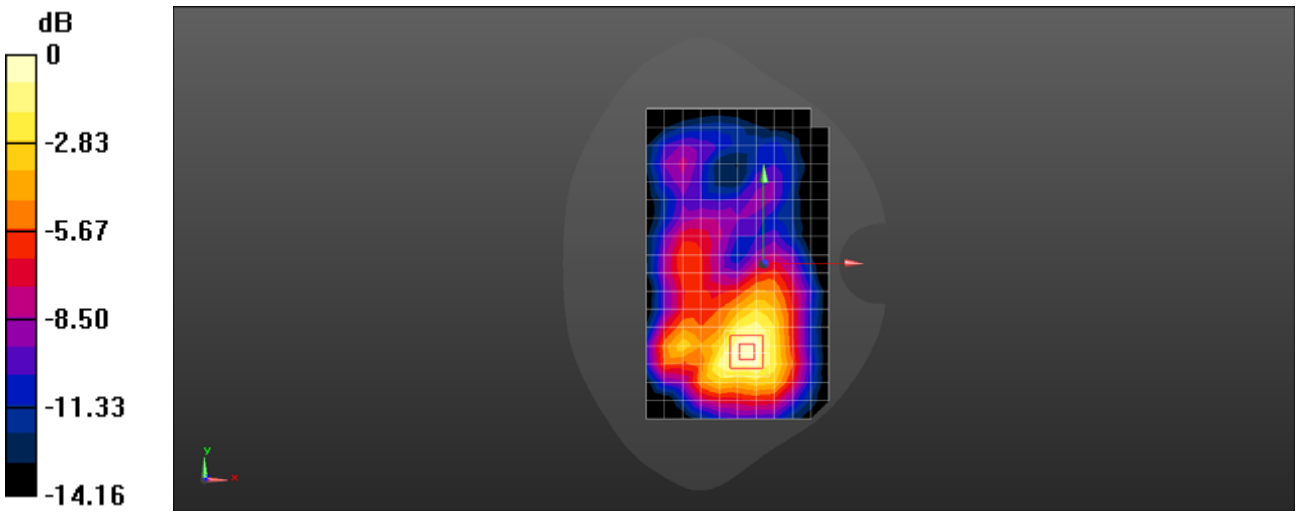

0 dB = 0.211 W/kg = -6.76 dBW/kg

Date: 2018-8-16

Test Laboratory: HUAWEI SAR/HAC Lab

LYA-L29 LTE Band 41 20M QPSK 1RB 99 Offset 40840CH Top Side 10mm-Second Antenna

DUT: LYA-L29; Type: Smart Phone; Serial: SAR3

Communication System: UID 0, LTE-TDD (SC-FDMA, 20MHz, QPSK/16-QAM) (0); Frequency: 2615 MHz;Duty Cycle: 1:1.57906
Medium parameters used: f = 2615 MHz; σ = 2.18 S/m; ε_r = 53.355; ρ = 1000 kg/m^3
Phantom section: Flat Section

DASY Configuration:

- Probe: EX3DV4 - SN7381; ConvF(7.73, 7.73, 7.73) @ 2615 MHz; Calibrated: 2017-10-24
- Sensor-Surface: 1.4mm (Mechanical Surface Detection), z = 1.0, 31.0
- Electronics: DAE4 Sn1235; Calibrated: 2017-11-16
- Phantom: SMA6; Type: SAM; Serial: 1892
- DASY52 52.10.1(1476); SEMCAD X 14.6.11(7439)

Configuration/Body/Area Scan (7x12x1): Measurement grid: dx=12mm, dy=12mm
Maximum value of SAR (measured) = 0.762 W/kg

Configuration/Body/Zoom Scan (7x7x7)/Cube 0: Measurement grid: dx=5mm, dy=5mm, dz=5mm
Reference Value = 11.17 V/m; Power Drift = 0.06 dB
Peak SAR (extrapolated) = 0.925 W/kg
SAR(1 g) = 0.536 W/kg; SAR(10 g) = 0.270 W/kg
Maximum value of SAR (measured) = 0.794 W/kg

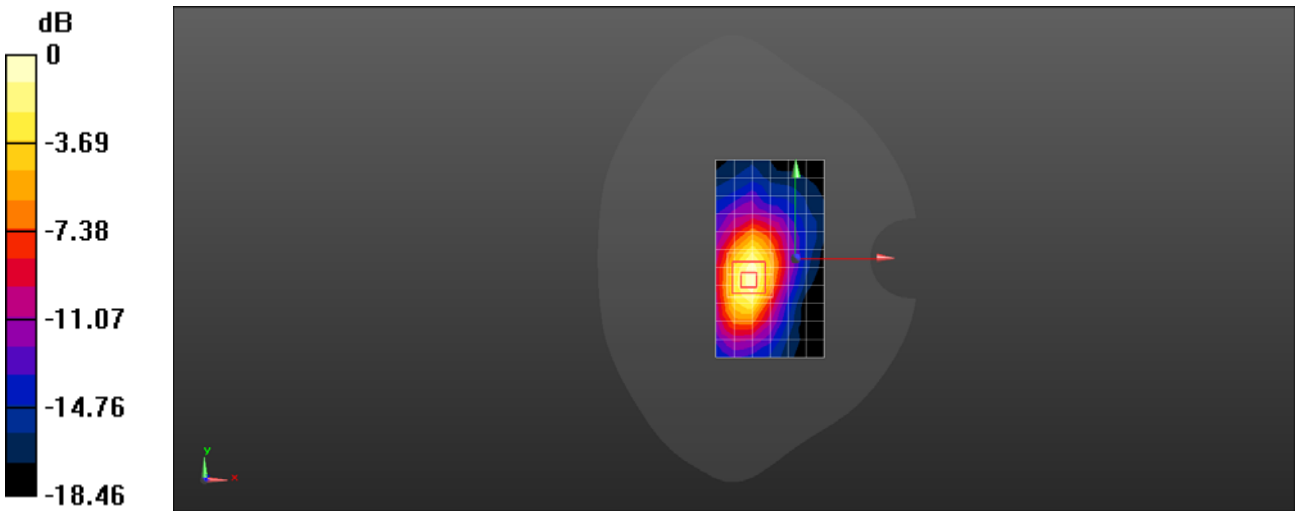

0 dB = 0.794 W/kg = -1.00 dBW/kg

Date: 2018-8-15

Test Laboratory: HUAWEI SAR/HAC Lab

LYA-L29 LTE Band 41 20M QPSK 1RB 0 Offset 40840CH Back Side 10mm with Battery2-Main Antenna

DUT: LYA-L29; Type: Smart Phone; Serial: SAR3

Communication System: UID 0, LTE-TDD (SC-FDMA, 20MHz, QPSK/16-QAM) (0); Frequency: 2615 MHz;Duty Cycle: 1:1.57906
Medium parameters used: f = 2615 MHz; σ = 2.18 S/m; ε_r = 53.355; ρ = 1000 kg/m^3
Phantom section: Flat Section

DASY Configuration:

- Probe: EX3DV4 - SN7381; ConvF(7.73, 7.73, 7.73) @ 2615 MHz; Calibrated: 2017-10-24
- Sensor-Surface: 1.4mm (Mechanical Surface Detection), z = 1.0, 31.0
- Electronics: DAE4 Sn1235; Calibrated: 2017-11-16
- Phantom: SMA6; Type: SAM; Serial: 1892
- DASY52 52.10.1(1476); SEMCAD X 14.6.11(7439)

Configuration/Body/Area Scan (11x17x1): Measurement grid: dx=12mm, dy=12mm
Maximum value of SAR (measured) = 0.429 W/kg
Configuration/Body/Zoom Scan (7x7x7)/Cube 0: Measurement grid: dx=5mm, dy=5mm, dz=5mm
Reference Value = 4.110 V/m; Power Drift = 0.02 dB
Peak SAR (extrapolated) = 0.507 W/kg
SAR(1 g) = 0.295 W/kg; SAR(10 g) = 0.169 W/kg
Maximum value of SAR (measured) = 0.430 W/kg
Configuration/Body/Zoom Scan (7x7x7)/Cube 1: Measurement grid: dx=5mm, dy=5mm, dz=5mm
Reference Value = 4.110 V/m; Power Drift = 0.02 dB
Peak SAR (extrapolated) = 0.513 W/kg
SAR(1 g) = 0.277 W/kg; SAR(10 g) = 0.132 W/kg
Maximum value of SAR (measured) = 0.424 W/kg

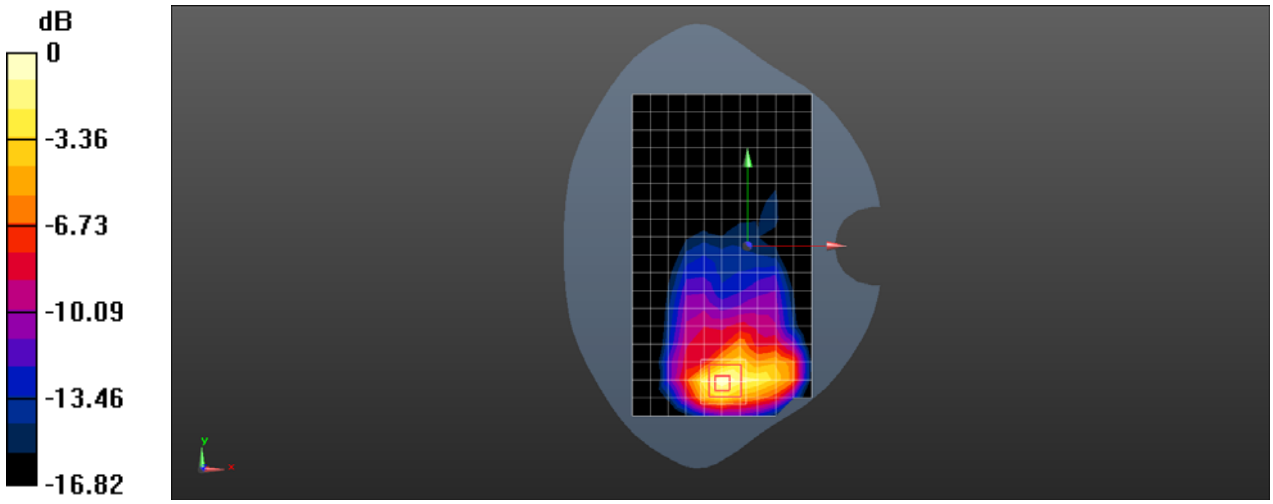

0 dB = 0.853 W/kg = -0.69 dBW/kg

Date: 2018-8-14

Test Laboratory: HUAWEI SAR/HAC Lab

LYA-L29 WiFi 2.4G 802.11g 1M 6CH Left Cheek-Ant 1

DUT: LYA-L29; Type: Smart Phone; Serial: SAR2

Communication System: UID 0, WiFi(802.11a/b/g/n/ac) (0); Frequency: 2437 MHz;Duty Cycle: 1:1
Medium parameters used: f = 2437 MHz; σ = 1.806 S/m; ε_r = 38.195; ρ = 1000 kg/m^3
Phantom section: Left Section

DASY Configuration:

- Probe: EX3DV4 - SN7489; ConvF(8.04, 8.04, 8.04) @ 2437 MHz; Calibrated: 2018-1-9
- Sensor-Surface: 1.4mm (Mechanical Surface Detection), z = 1.0, 31.0
- Electronics: DAE4 Sn852; Calibrated: 2018-4-23
- Phantom: SAM3; Type: SAM; Serial: TP-1597
- DASY52 52.10.1(1476); SEMCAD X 14.6.11(7439)

Configuration/Head/Area Scan (10x16x1): Measurement grid: dx=12mm, dy=12mm
Maximum value of SAR (measured) = 0.422 W/kg

Configuration/Head/Zoom Scan (7x7x7)/Cube 0: Measurement grid: dx=5mm, dy=5mm, dz=5mm
Reference Value = 10.39 V/m; Power Drift = -0.02 dB
Peak SAR (extrapolated) = 0.607 W/kg
SAR(1 g) = 0.260 W/kg; SAR(10 g) = 0.122 W/kg
Maximum value of SAR (measured) = 0.456 W/kg

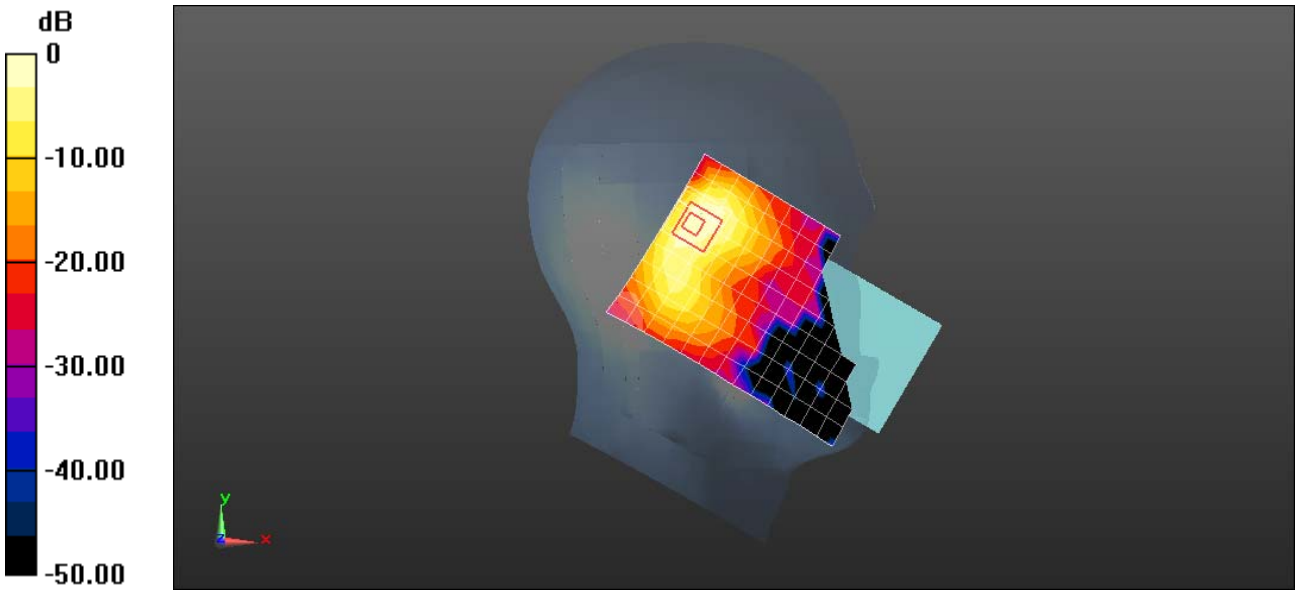

0 dB = 0.422 W/kg = -3.75 dBW/kg

Date: 2018-8-15

Test Laboratory: HUAWEI SAR/HAC Lab

LYA-L29 WiFi 2.4G 802.11g 1M 11CH Left Cheek with Battery2-Ant 2

DUT: LYA-L29; Type: Smart Phone; Serial: SAR2

Communication System: UID 0, WiFi(802.11a/b/g/n/ac) (0); Frequency: 2462 MHz;Duty Cycle: 1:1
Medium parameters used: f = 2462 MHz; σ = 1.826 S/m; ε_r = 38.167; ρ = 1000 kg/m^3
Phantom section: Left Section

DASY Configuration:

- Probe: EX3DV4 - SN7489; ConvF(8.04, 8.04, 8.04) @ 2462 MHz; Calibrated: 2018-1-9
- Sensor-Surface: 1.4mm (Mechanical Surface Detection), z = 1.0, 31.0
- Electronics: DAE4 Sn852; Calibrated: 2018-4-23
- Phantom: SAM3; Type: SAM; Serial: TP-1597
- DASY52 52.10.1(1476); SEMCAD X 14.6.11(7439)

Configuration/Head/Area Scan (10x16x1): Measurement grid: dx=12mm, dy=12mm
Maximum value of SAR (measured) = 0.0438 W/kg

Configuration/Head/Zoom Scan (7x7x7)/Cube 0: Measurement grid: dx=5mm, dy=5mm, dz=5mm
Reference Value = 2.173 V/m; Power Drift = -0.13 dB
Peak SAR (extrapolated) = 0.0850 W/kg
SAR(1 g) = 0.027 W/kg; SAR(10 g) = 0.011 W/kg
Maximum value of SAR (measured) = 0.0458 W/kg



0 dB = 0.0438 W/kg = -13.59 dBW/kg

Date: 2018-8-16

Test Laboratory: HUAWEI SAR/HAC Lab

LYA-L29 WiFi 2.4G 802.11g 6M 2CH Back Side 15mm with Battery2-Ant 1

DUT: LYA-L29; Type: Smart Phone; Serial: SAR1

Communication System: UID 0, WiFi(802.11a/b/g/n/ac) (0); Frequency: 2417 MHz;Duty Cycle: 1:1
Medium parameters used: f = 2417 MHz; σ = 2.014 S/m; ε_r = 50.789; ρ = 1000 kg/m^3
Phantom section: Flat Section

DASY Configuration:

- Probe: EX3DV4 - SN3736; ConvF(7.02, 7.02, 7.02) @ 2417 MHz; Calibrated: 2018-4-27
- Sensor-Surface: 1.4mm (Mechanical Surface Detection), z = 1.0, 31.0
- Electronics: DAE3 Sn360; Calibrated: 2017-11-2
- Phantom: SAM2; Type: SAM; Serial: TP:1474
- DASY52 52.10.1(1476); SEMCAD X 14.6.11(7439)

Configuration/Body/Area Scan (10x16x1): Measurement grid: dx=12mm, dy=12mm
Maximum value of SAR (measured) = 0.153 W/kg

Configuration/Body/Zoom Scan (7x7x7)/Cube 0: Measurement grid: dx=5mm, dy=5mm, dz=5mm
Reference Value = 2.121 V/m; Power Drift = -0.16 dB
Peak SAR (extrapolated) = 0.197 W/kg
SAR(1 g) = 0.096 W/kg; SAR(10 g) = 0.047 W/kg
Maximum value of SAR (measured) = 0.157 W/kg

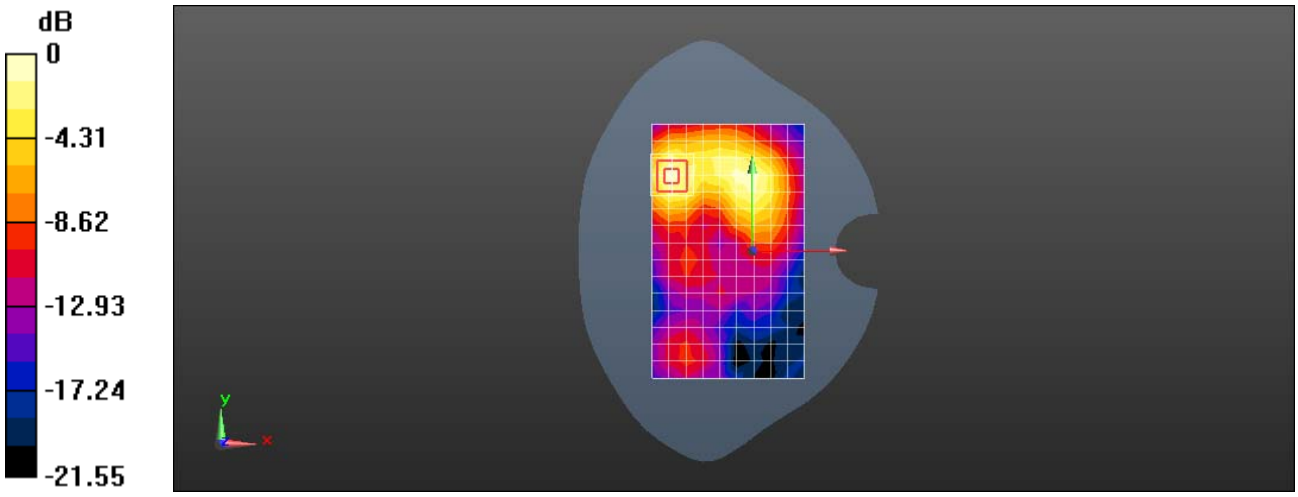

0 dB = 0.153 W/kg = -8.15 dBW/kg

Date: 2018-8-14

Test Laboratory: HUAWEI SAR/HAC Lab

LYA-L29 WiFi 2.4G 802.11b 1M 6CH Back Side 15mm with Battery2-Ant2

DUT: LYA-L29; Type: Smart Phone; Serial: SAR1

Communication System: UID 0, WiFi(802.11a/b/g/n/ac) (0); Frequency: 2437 MHz;Duty Cycle: 1:1
Medium parameters used: f = 2437 MHz; σ = 2.03 S/m; ε_r = 50.76; ρ = 1000 kg/m^3
Phantom section: Flat Section

DASY Configuration:

- Probe: EX3DV4 - SN3736; ConvF(7.02, 7.02, 7.02) @ 2437 MHz; Calibrated: 2018-4-27
- Sensor-Surface: 1.4mm (Mechanical Surface Detection), z = 1.0, 31.0
- Electronics: DAE3 Sn360; Calibrated: 2017-11-2
- Phantom: SAM2; Type: SAM; Serial: TP:1474
- DASY52 52.10.1(1476); SEMCAD X 14.6.11(7439)

Configuration/Body/Area Scan (10x16x1): Measurement grid: dx=12mm, dy=12mm
Maximum value of SAR (measured) = 0.0977 W/kg

Configuration/Body/Zoom Scan (7x7x7)/Cube 0: Measurement grid: dx=5mm, dy=5mm, dz=5mm
Reference Value = 2.078 V/m; Power Drift = 0.07 dB
Peak SAR (extrapolated) = 0.129 W/kg
SAR(1 g) = 0.064 W/kg; SAR(10 g) = 0.031 W/kg
Maximum value of SAR (measured) = 0.104 W/kg

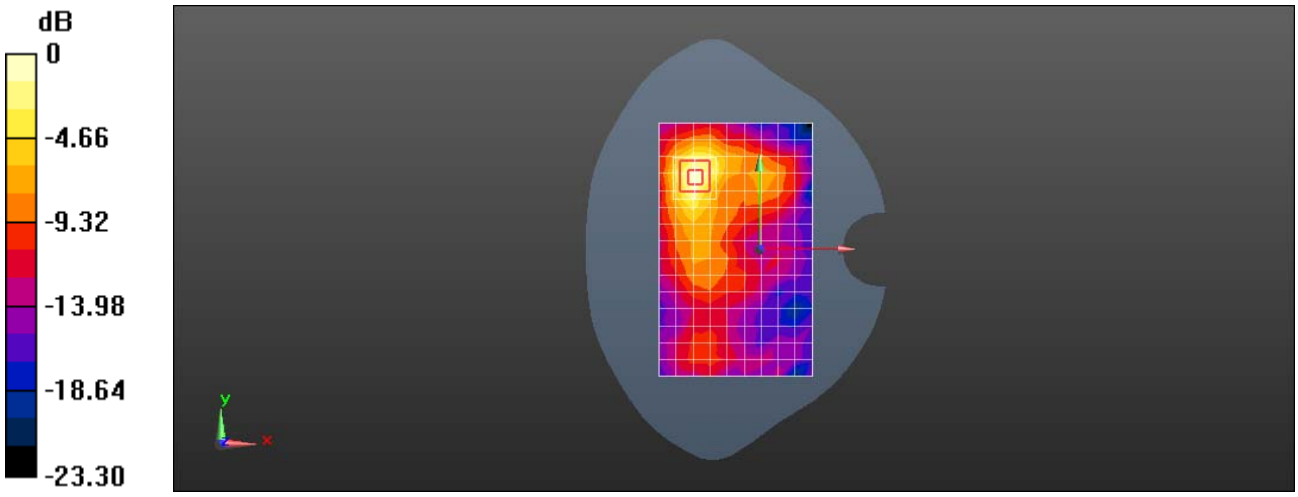

0 dB = 0.0977 W/kg = -10.10 dBW/kg

Date: 2018-8-16

Test Laboratory: HUAWEI SAR/HAC Lab

LYA-L29 WiFi 2.4G 802.11g 1M 2CH Back Side 10mm-Ant 1

DUT: LYA-L29; Type: Smart Phone; Serial: SAR1

Communication System: UID 0, WiFi(802.11a/b/g/n/ac) (0); Frequency: 2417 MHz;Duty Cycle: 1:1
Medium parameters used: f = 2417 MHz; σ = 2.014 S/m; ε_r = 50.789; ρ = 1000 kg/m^3
Phantom section: Flat Section

DASY Configuration:

- Probe: EX3DV4 - SN3736; ConvF(7.02, 7.02, 7.02) @ 2417 MHz; Calibrated: 2018-4-27
- Sensor-Surface: 1.4mm (Mechanical Surface Detection), z = 1.0, 31.0
- Electronics: DAE3 Sn360; Calibrated: 2017-11-2
- Phantom: SAM2; Type: SAM; Serial: TP:1474
- DASY52 52.10.1(1476); SEMCAD X 14.6.11(7439)

Configuration/Body/Area Scan (10x16x1): Measurement grid: dx=12mm, dy=12mm
Maximum value of SAR (measured) = 0.380 W/kg

Configuration/Body/Zoom Scan (7x7x7)/Cube 0: Measurement grid: dx=5mm, dy=5mm, dz=5mm
Reference Value = 2.271 V/m; Power Drift = 0.09 dB
Peak SAR (extrapolated) = 0.531 W/kg
SAR(1 g) = 0.237 W/kg; SAR(10 g) = 0.107 W/kg
Maximum value of SAR (measured) = 0.409 W/kg

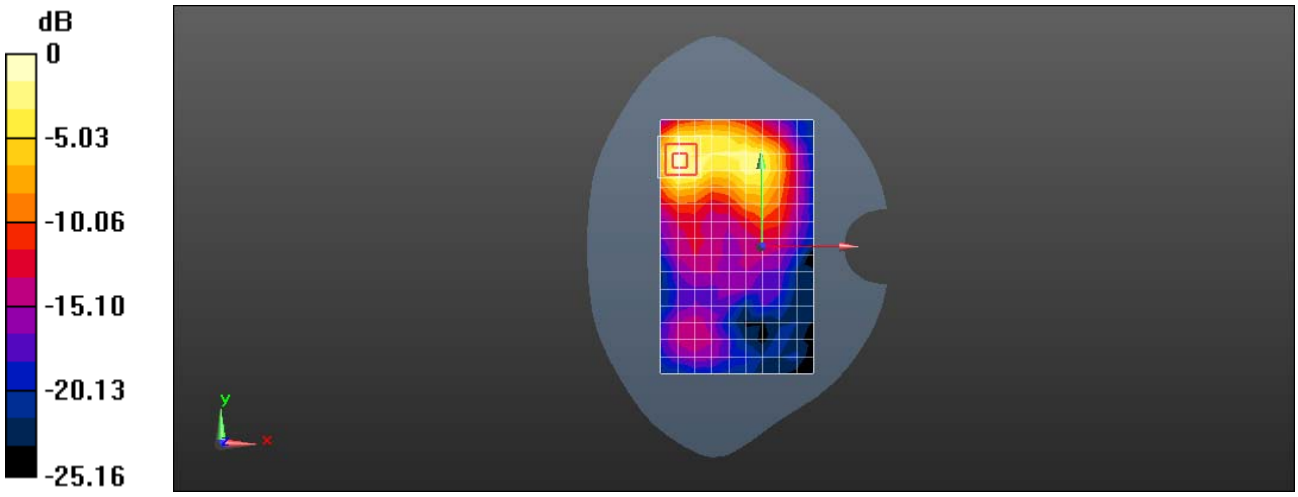

0 dB = 0.380 W/kg = -4.20 dBW/kg

Date: 2018-8-14

Test Laboratory: HUAWEI SAR/HAC Lab

LYA-L29 WiFi 2.4G 802.11b 1M 6CH Back Side 10mm with Battery2-Ant 2

DUT: LYA-L29; Type: Smart Phone; Serial: SAR1

Communication System: UID 0, WiFi(802.11a/b/g/n/ac) (0); Frequency: 2437 MHz;Duty Cycle: 1:1
Medium parameters used: f = 2437 MHz; σ = 2.03 S/m; ε_r = 50.76; ρ = 1000 kg/m^3
Phantom section: Flat Section

DASY Configuration:

- Probe: EX3DV4 - SN3736; ConvF(7.02, 7.02, 7.02) @ 2437 MHz; Calibrated: 2018-4-27
- Sensor-Surface: 1.4mm (Mechanical Surface Detection), z = 1.0, 31.0
- Electronics: DAE3 Sn360; Calibrated: 2017-11-2
- Phantom: SAM2; Type: SAM; Serial: TP:1474
- DASY52 52.10.1(1476); SEMCAD X 14.6.11(7439)

Configuration/Body/Area Scan (10x16x1): Measurement grid: dx=12mm, dy=12mm
Maximum value of SAR (measured) = 0.226 W/kg

Configuration/Body/Zoom Scan (7x7x7)/Cube 0: Measurement grid: dx=5mm, dy=5mm, dz=5mm
Reference Value = 2.654 V/m; Power Drift = 0.17 dB
Peak SAR (extrapolated) = 0.419 W/kg
SAR(1 g) = 0.181 W/kg; SAR(10 g) = 0.077 W/kg
Maximum value of SAR (measured) = 0.319 W/kg

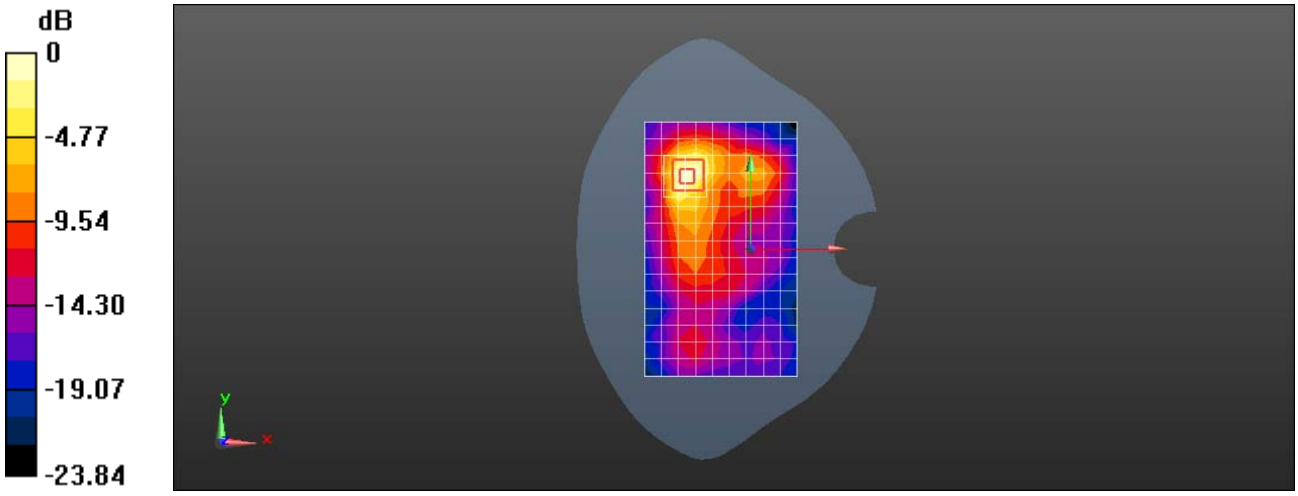

0 dB = 0.226 W/kg = -6.46 dBW/kg

Date: 2018-8-16

Test Laboratory: HUAWEI SAR/HAC Lab

LYA-L29 WiFi 5G 802.11a 6M 165CH Left Tilt with Battery2-Ant 1

DUT: LYA-L29; Type: Smart Phone; Serial: SAR2

Communication System: UID 0, WiFi(802.11a/b/g/n/ac) (0); Frequency: 5825 MHz;Duty Cycle: 1:1
Medium parameters used: f = 5825 MHz; σ = 5.309 S/m; ε_r = 35.626; ρ = 1000 kg/m^3
Phantom section: Left Section

DASY Configuration:

- Probe: EX3DV4 - SN7489; ConvF(5.17, 5.17, 5.17) @ 5825 MHz; Calibrated: 2018-1-9
- Sensor-Surface: 1.4mm (Mechanical Surface Detection), z = 1.0, 25.0
- Electronics: DAE4 Sn852; Calibrated: 2018-4-23
- Phantom: SAM3; Type: SAM; Serial: TP-1597
- DASY52 52.10.1(1476); SEMCAD X 14.6.11(7439)

Configuration/Head/Area Scan (11x19x1): Measurement grid: dx=10mm, dy=10mm
Maximum value of SAR (measured) = 0.536 W/kg

Configuration/Head/Zoom Scan (9x9x7)/Cube 0: Measurement grid: dx=4mm, dy=4mm, dz=1.4mm
Reference Value = 9.992 V/m; Power Drift = -0.19 dB
Peak SAR (extrapolated) = 0.928 W/kg
SAR(1 g) = 0.199 W/kg; SAR(10 g) = 0.051 W/kg
Maximum value of SAR (measured) = 0.542 W/kg



0 dB = 0.536 W/kg = -2.71 dBW/kg

Date: 2018-8-16

Test Laboratory: HUAWEI SAR/HAC Lab

LYA-L29 WiFi 5G 802.11a 6M 165CH Left Tilt with Battery2-Ant 2

DUT: LYA-L29; Type: Smart Phone; Serial: SAR2

Communication System: UID 0, WiFi(802.11a/b/g/n/ac) (0); Frequency: 5825 MHz;Duty Cycle: 1:1
Medium parameters used: f = 5825 MHz; σ = 5.309 S/m; ε_r = 35.626; ρ = 1000 kg/m^3
Phantom section: Left Section

DASY Configuration:

- Probe: EX3DV4 - SN7489; ConvF(5.17, 5.17, 5.17) @ 5825 MHz; Calibrated: 2018-1-9
- Sensor-Surface: 1.4mm (Mechanical Surface Detection), z = 1.0, 25.0
- Electronics: DAE4 Sn852; Calibrated: 2018-4-23
- Phantom: SAM3; Type: SAM; Serial: TP-1597
- DASY52 52.10.1(1476); SEMCAD X 14.6.11(7439)

Configuration/Head/Area Scan (11x20x1): Measurement grid: dx=10mm, dy=10mm
Maximum value of SAR (measured) = 0.0843 W/kg

Configuration/Head/Zoom Scan (8x9x7)/Cube 0: Measurement grid: dx=4mm, dy=4mm, dz=1.4mm
Reference Value = 1.873 V/m; Power Drift = -0.18 dB
Peak SAR (extrapolated) = 0.217 W/kg
SAR(1 g) = 0.033 W/kg; SAR(10 g) = 0.00864 W/kg
Maximum value of SAR (measured) = 0.111 W/kg



0 dB = 0.0843 W/kg = -10.74 dBW/kg

Date: 2018-8-16

Test Laboratory: HUAWEI SAR/HAC Lab

LYA-L29 WiFi 5G 802.11a 6M 104CH Back Side 15mm with Battery2-Ant 1

DUT: LYA-L29; Type: Smart Phone; Serial: SAR2

Communication System: UID 0, WiFi(802.11a/b/g/n/ac) (0); Frequency: 5520 MHz;Duty Cycle: 1:1
Medium parameters used: f = 5520 MHz; σ = 5.645 S/m; ε_r = 47.666; ρ = 1000 kg/m^3
Phantom section: Flat Section

DASY Configuration:

- Probe: EX3DV4 - SN7489; ConvF(4.2, 4.2, 4.2) @ 5520 MHz; Calibrated: 2018-1-9
- Sensor-Surface: 1.4mm (Mechanical Surface Detection), z = 1.0, 25.0
- Electronics: DAE4 Sn852; Calibrated: 2018-4-23
- Phantom: SAM4; Type: SAM; Serial: TP-1620
- DASY52 52.10.1(1476); SEMCAD X 14.6.11(7439)

Configuration/Body/Area Scan (11x19x1): Measurement grid: dx=10mm, dy=10mm
Maximum value of SAR (measured) = 0.459 W/kg

Configuration/Body/Zoom Scan (8x8x7)/Cube 0: Measurement grid: dx=4mm, dy=4mm, dz=1.4mm
Reference Value = 9.734 V/m; Power Drift = -0.14dB
Peak SAR (extrapolated) = 0.780 W/kg
SAR(1 g) = 0.211 W/kg; SAR(10 g) = 0.080 W/kg
Maximum value of SAR (measured) = 0.482 W/kg

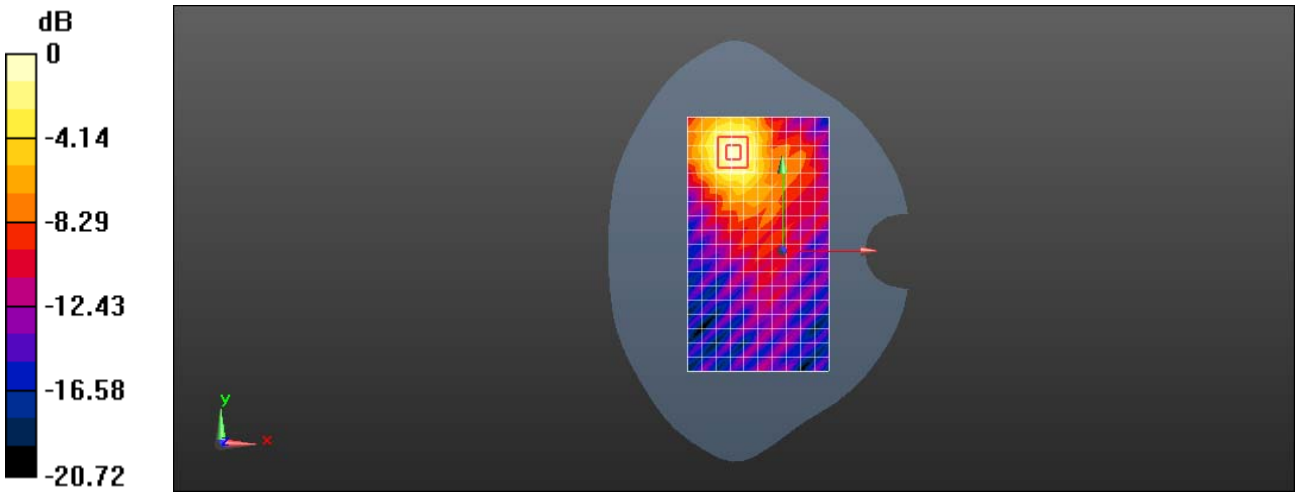

0 dB = 0.459 W/kg = -3.38 dBW/kg

Date: 2018-8-16

Test Laboratory: HUAWEI SAR/HAC Lab

LYA-L29 WiFi 5G 802.11a 20M 60CH Back Side 15mm with Battery2-Ant 2

DUT: LYA-L29; Type: Smart Phone; Serial: SAR2

Communication System: UID 0, WiFi(802.11a/b/g/n/ac) (0); Frequency: 5300 MHz;Duty Cycle: 1:1
Medium parameters used: f = 5300 MHz; σ = 5.347 S/m; ε_r = 47.797; ρ = 1000 kg/m^3
Phantom section: Flat Section

DASY Configuration:

- Probe: EX3DV4 - SN7489; ConvF(4.9, 4.9, 4.9) @ 5300 MHz; Calibrated: 2018-1-9
- Sensor-Surface: 1.4mm (Mechanical Surface Detection), z = 1.0, 25.0
- Electronics: DAE4 Sn852; Calibrated: 2018-4-23
- Phantom: SAM4; Type: SAM; Serial: TP-1620
- DASY52 52.10.1(1476); SEMCAD X 14.6.11(7439)

Configuration/Body/Area Scan (11x19x1): Measurement grid: dx=10mm, dy=10mm
Maximum value of SAR (measured) = 0.939 W/kg

Configuration/Body/Zoom Scan (8x8x7)/Cube 0: Measurement grid: dx=4mm, dy=4mm, dz=1.4mm
Reference Value = 9.132 V/m; Power Drift = -0.19 dB
Peak SAR (extrapolated) = 3.25 W/kg
SAR(1 g) = 0.470 W/kg; SAR(10 g) = 0.132 W/kg

Maximum value of SAR (measured) = 1.11 W/kg

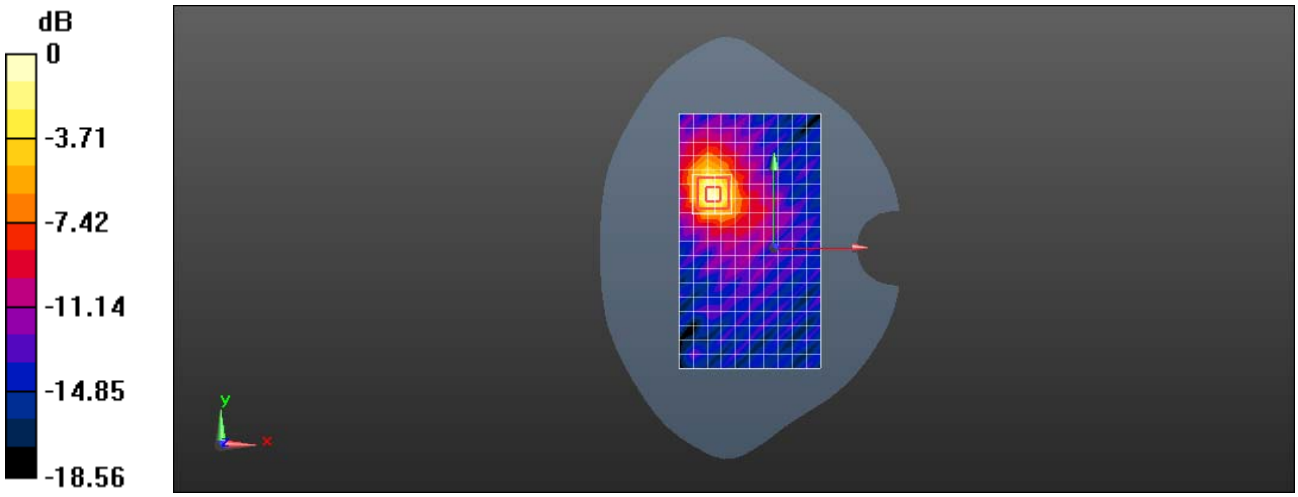

0 dB = 0.939 W/kg = -0.27 dBW/kg

Date: 2018-8-17

Test Laboratory: HUAWEI SAR/HAC Lab

LYA-L29 WiFi 5G 802.11a 6M 165CH Back Side 10mm-Ant 1

DUT: LYA-L29; Type: Smart Phone; Serial: SAR2

Communication System: UID 0, WiFi(802.11a/b/g/n/ac) (0); Frequency: 5825 MHz;Duty Cycle: 1:1
Medium parameters used: f = 5825 MHz; σ = 6.161 S/m; ε_r = 46.302; ρ = 1000 kg/m^3
Phantom section: Flat Section

DASY Configuration:

- Probe: EX3DV4 - SN7489; ConvF(4.6, 4.6, 4.6) @ 5825 MHz; Calibrated: 2018-1-9
- Sensor-Surface: 1.4mm (Mechanical Surface Detection), z = 1.0, 25.0
- Electronics: DAE4 Sn852; Calibrated: 2018-4-23
- Phantom: SAM4; Type: SAM; Serial: TP-1620
- DASY52 52.10.1(1476); SEMCAD X 14.6.11(7439)

Configuration/Body/Area Scan (11x19x1): Measurement grid: dx=10mm, dy=10mm
Maximum value of SAR (measured) = 0.278 W/kg

Configuration/Body/Zoom Scan (8x9x7)/Cube 0: Measurement grid: dx=4mm, dy=4mm, dz=1.4mm
Reference Value = 5.581 V/m; Power Drift = -0.13 dB
Peak SAR (extrapolated) = 0.477 W/kg
SAR(1 g) = 0.110 W/kg; SAR(10 g) = 0.037 W/kg
Maximum value of SAR (measured) = 0.286 W/kg

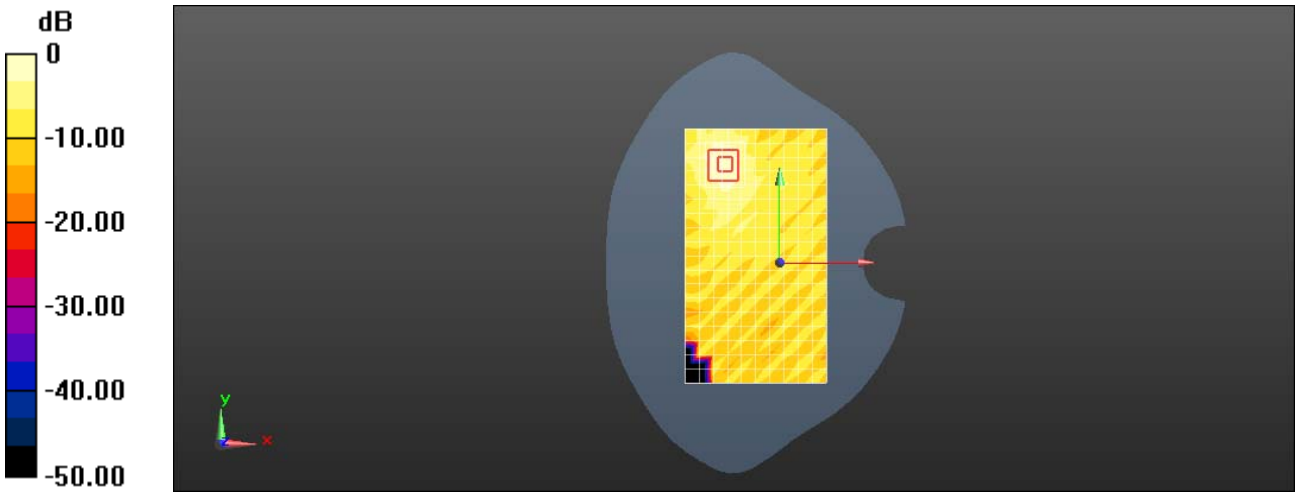

0 dB = 0.278 W/kg = -5.56 dBW/kg

Date: 2018-8-17

Test Laboratory: HUAWEI SAR/HAC Lab

LYA-L29 WiFi 5G 802.11a 6M 48CH Back Side 10mm with Battery2-Ant 2

DUT: LYA-L29; Type: Smart Phone; Serial: SAR2

Communication System: UID 0, WiFi(802.11a/b/g/n/ac) (0); Frequency: 5240 MHz;Duty Cycle: 1:1
Medium parameters used: f = 5240 MHz; σ = 5.253 S/m; ε_r = 47.957; ρ = 1000 kg/m^3
Phantom section: Flat Section

DASY Configuration:

- Probe: EX3DV4 - SN7489; ConvF(4.9, 4.9, 4.9) @ 5240 MHz; Calibrated: 2018-1-9
- Sensor-Surface: 1.4mm (Mechanical Surface Detection), z = 1.0, 25.0
- Electronics: DAE4 Sn852; Calibrated: 2018-4-23
- Phantom: SAM4; Type: SAM; Serial: TP-1620
- DASY52 52.10.1(1476); SEMCAD X 14.6.11(7439)

Configuration/Body/Area Scan (11x19x1): Measurement grid: dx=10mm, dy=10mm
Maximum value of SAR (measured) = 0.776 W/kg

Configuration/Body/Zoom Scan (8x8x7)/Cube 0: Measurement grid: dx=4mm, dy=4mm, dz=1.4mm
Reference Value = 5.209 V/m; Power Drift = -0.11 dB
Peak SAR (extrapolated) = 1.59 W/kg
SAR(1 g) = 0.398 W/kg; SAR(10 g) = 0.117 W/kg
Maximum value of SAR (measured) = 0.917 W/kg

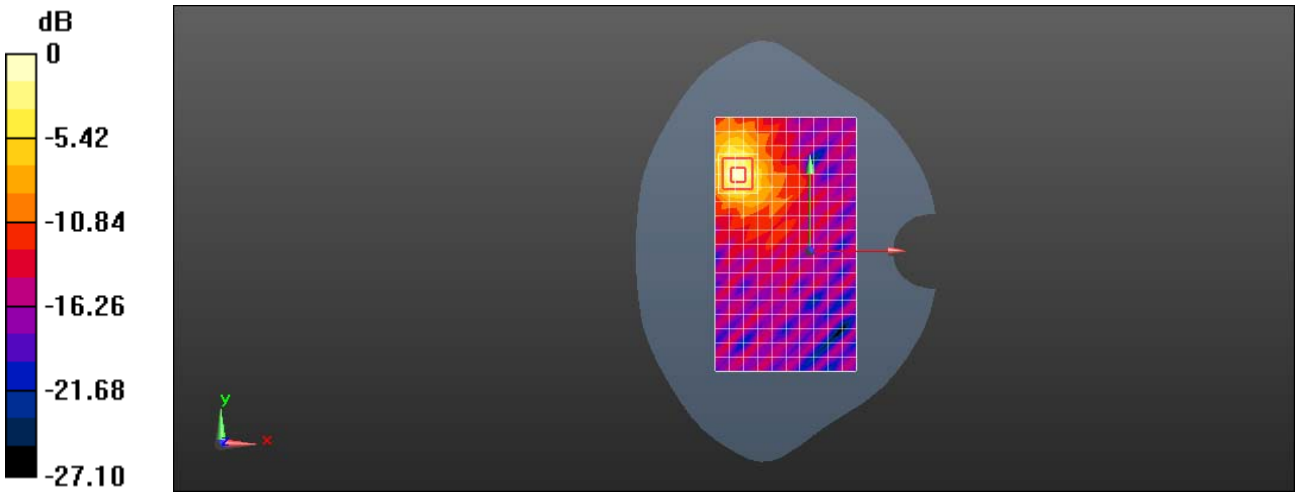

0 dB = 0.776 W/kg = -1.10 dBW/kg

Date: 2018-8-17

Test Laboratory: HUAWEI SAR/HAC Lab

LYA-L29 WiFi 5G 802.11a 6M 60CH Top Side 0mm with Battery2-Ant 1

DUT: LYA-L29; Type: Smart Phone; Serial: SAR2

Communication System: UID 0, WiFi(802.11a/b/g/n/ac) (0); Frequency: 5300 MHz;Duty Cycle: 1:1
Medium parameters used: f = 5300 MHz; σ = 5.347 S/m; ε_r = 47.797; ρ = 1000 kg/m^3
Phantom section: Flat Section

DASY Configuration:

- Probe: EX3DV4 - SN7489; ConvF(4.9, 4.9, 4.9) @ 5300 MHz; Calibrated: 2018-1-9
- Sensor-Surface: 1.4mm (Mechanical Surface Detection), z = 1.0, 25.0
- Electronics: DAE4 Sn852; Calibrated: 2018-4-23
- Phantom: SAM4; Type: SAM; Serial: TP-1620
- DASY52 52.10.1(1476); SEMCAD X 14.6.11(7439)

Configuration/Body/Area Scan (7x15x1): Measurement grid: dx=10mm, dy=10mm
Maximum value of SAR (measured) = 8.76 W/kg

Configuration/Body/Zoom Scan (8x9x7)/Cube 0: Measurement grid: dx=4mm, dy=4mm, dz=1.4mm
Reference Value = 26.52 V/m; Power Drift = 0.18 dB
Peak SAR (extrapolated) = 18.9 W/kg
SAR(1 g) = 3.76 W/kg; SAR(10 g) = 1.02 W/kg

Maximum value of SAR (measured) = 9.12 W/kg

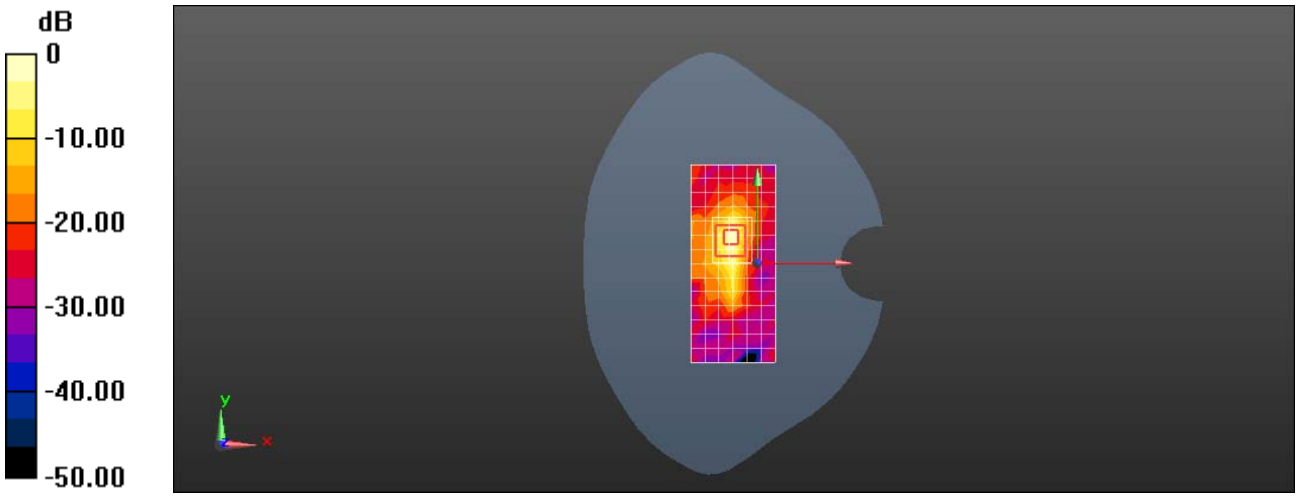

0 dB = 8.76 W/kg = 9.43 dBW/kg

Date: 2018-8-18

Test Laboratory: HUAWEI SAR/HAC Lab

LYA-L29 WiFi 5G 802.11a 6M 60CH Back Side 0mm-Ant 2

DUT: LYA-L29; Type: Smart Phone; Serial: SAR2

Communication System: UID 0, WiFi(802.11a/b/g/n/ac) (0); Frequency: 5300 MHz;Duty Cycle: 1:1
Medium parameters used: f = 5300 MHz; σ = 5.347 S/m; ε_r = 47.797; ρ = 1000 kg/m^3
Phantom section: Flat Section

DASY Configuration:

- Probe: EX3DV4 - SN7489; ConvF(4.9, 4.9, 4.9) @ 5300 MHz; Calibrated: 2018-1-9
- Sensor-Surface: 1.4mm (Mechanical Surface Detection), z = 1.0, 25.0
- Electronics: DAE4 Sn852; Calibrated: 2018-4-23
- Phantom: SAM4; Type: SAM; Serial: TP-1620
- DASY52 52.10.1(1476); SEMCAD X 14.6.11(7439)

Configuration/Body/Area Scan (11x19x1): Measurement grid: dx=10mm, dy=10mm
Maximum value of SAR (measured) = 15.8 W/kg

Configuration/Body/Zoom Scan (8x8x7)/Cube 0: Measurement grid: dx=4mm, dy=4mm, dz=1.4mm
Reference Value = 18.41 V/m; Power Drift = 0.07 dB
Peak SAR (extrapolated) = 45.0 W/kg
SAR(1 g) = 5.94 W/kg; SAR(10 g) = 1.2 W/kg

Maximum value of SAR (measured) = 22.5 W/kg

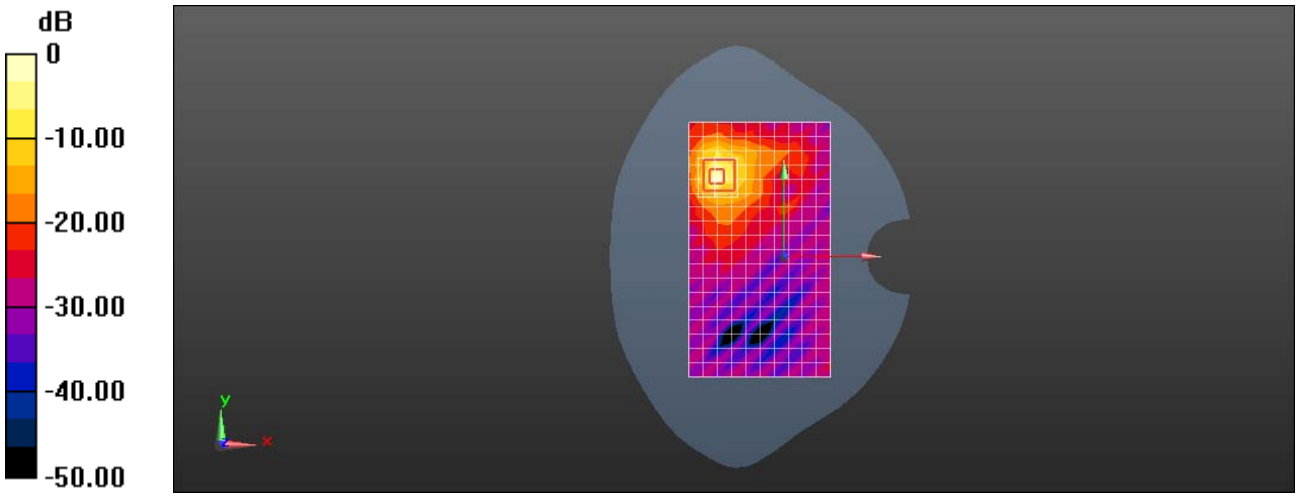

0 dB = 15.8 W/kg = 11.99 dBW/kg

Date: 2018-8-21

Test Laboratory: HUAWEI SAR/HAC Lab

LYA-L29 BT 70CH Left Cheek

DUT: LYA-L29; Type: Smart Phone; Serial: SAR1

Communication System: UID 0, BT (0); Frequency: 2472 MHz;Duty Cycle: 1:1
Medium parameters used: f = 2472 MHz; σ = 1.729 S/m; ε_r = 40.153; ρ = 1000 kg/m^3
Phantom section: Left Section

DASY Configuration:

- Probe: EX3DV4 - SN3736; ConvF(7.13, 7.13, 7.13) @ 2472 MHz; Calibrated: 2018-4-27
- Sensor-Surface: 1.4mm (Mechanical Surface Detection), z = 1.0, 31.0
- Electronics: DAE3 Sn360; Calibrated: 2017-11-2
- Phantom: SAM1; Type: SAM; Serial: TP-1475
- DASY52 52.10.1(1476); SEMCAD X 14.6.11(7439)

Configuration/Body/Area Scan (9x17x1): Measurement grid: dx=12mm, dy=12mm
Maximum value of SAR (measured) = 0.0768 W/kg

Configuration/Body/Zoom Scan (8x8x7)/Cube 0: Measurement grid: dx=5mm, dy=5mm, dz=5mm
Reference Value = 4.445 V/m; Power Drift = -0.08 dB
Peak SAR (extrapolated) = 0.144 W/kg
SAR(1 g) = 0.051 W/kg; SAR(10 g) = 0.021 W/kg

Maximum value of SAR (measured) = 0.0854 W/kg



0 dB = 0.0768 W/kg = -11.15 dBW/kg

Date: 2018-8-15

Test Laboratory: HUAWEI SAR/HAC Lab

LYA-L29 BT 70CH Top Side 0mm

DUT: LYA-L29; Type: Smart Phone; Serial: SAR1

Communication System: UID 0, BT (0); Frequency: 2472 MHz;Duty Cycle: 1:1
Medium parameters used: f = 2472 MHz; σ = 2.059 S/m; ε_r = 50.743; ρ = 1000 kg/m^3
Phantom section: Flat Section

DASY Configuration:

- Probe: EX3DV4 - SN3736; ConvF(7.02, 7.02, 7.02) @ 2472 MHz; Calibrated: 2018-4-27
- Sensor-Surface: 1.4mm (Mechanical Surface Detection), z = 1.0, 31.0
- Electronics: DAE3 Sn360; Calibrated: 2017-11-2
- Phantom: SAM2; Type: SAM; Serial: 1474
- DASY52 52.10.1(1476); SEMCAD X 14.6.11(7439)

Configuration/Body/Area Scan (6x11x1): Measurement grid: dx=12mm, dy=12mm
Maximum value of SAR (measured) = 0.440 W/kg

Configuration/Body/Zoom Scan (7x8x7)/Cube 0: Measurement grid: dx=5mm, dy=5mm, dz=5mm
Reference Value = 1.331 V/m; Power Drift = 0.15 dB
Peak SAR (extrapolated) = 1.22 W/kg
SAR(1 g) = 0.291 W/kg; SAR(10 g) = 0.100 W/kg

Maximum value of SAR (measured) = 0.704 W/kg

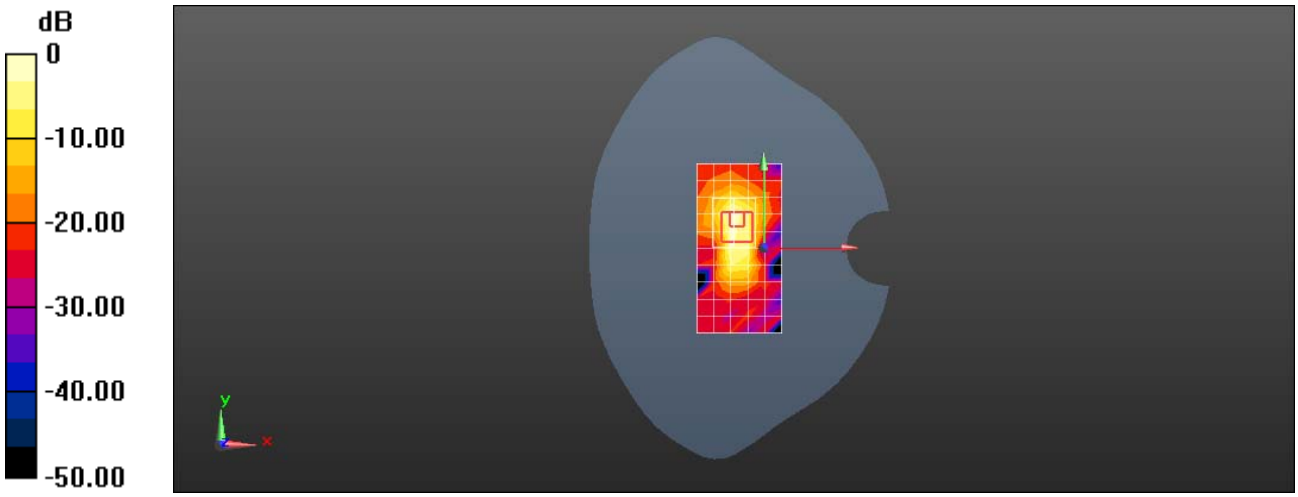

0 dB = 0.440 W/kg = -3.57 dBW/kg