ANNEX J: The EUT Appearances and Test Configuration

Front Side

Back Side

a: EUT

Battery 1

Battery 2

b: Battery

This report shall not be reproduced except in full, without the written approval of TA Technology (Shanghai) Co., Ltd.

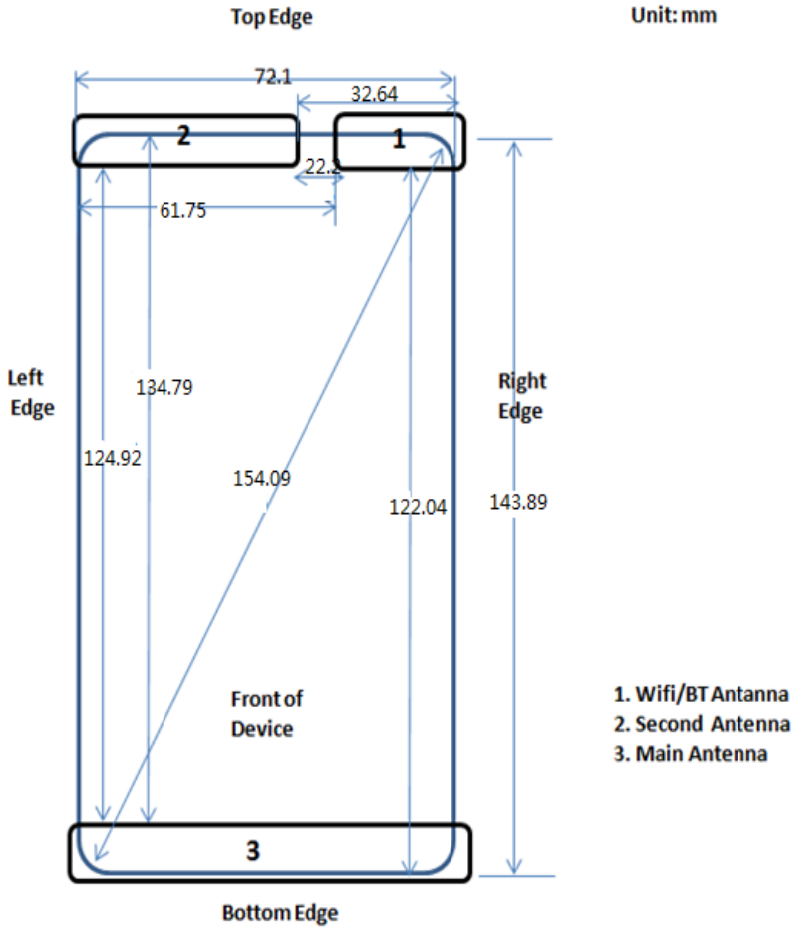

c: Antenna

Picture 1: Constituents of EUT

This report shall not be reproduced except in full, without the written approval of TA Technology (Shanghai) Co., Ltd.



Picture 2: Left Hand Touch Cheek Position

Picture 3: Left Hand Tilt 15 Degree Position

This report shall not be reproduced except in full, without the written approval of TA Technology (Shanghai) Co., Ltd.



Picture 4: Right Hand Touch Cheek Position

Picture 5: Right Hand Tilt 15 Degree Position

This report shall not be reproduced except in full, without the written approval of TA Technology (Shanghai) Co., Ltd.



Picture 6: Back Side, the distance from handset to the bottom of the Phantom is 15mm



Picture 7: Front Side, the distance from handset to the bottom of the Phantom is 15mm

This report shall not be reproduced except in full, without the written approval of TA Technology (Shanghai) Co., Ltd.

Picture 8: Back Side, the distance from handset to the bottom of the Phantom is 10mm

Picture 9: Front Side, the distance from handset to the bottom of the Phantom is 10mm

This report shall not be reproduced except in full, without the written approval of TA Technology (Shanghai) Co., Ltd.

Picture 10: Left Side, the distance from handset to the bottom of the Phantom is 10mm

Picture 11: Right Side, the distance from handset to the bottom of the Phantom is 10mm

This report shall not be reproduced except in full, without the written approval of TA Technology (Shanghai) Co., Ltd.

Picture 12: Top Side, the distance from handset to the bottom of the Phantom is 10mm

Picture 13: Bottom Side, the distance from handset to the bottom of the Phantom is 10mm

This report shall not be reproduced except in full, without the written approval of TA Technology (Shanghai) Co., Ltd.