ANNEX A: EUT Appearance and Test Setup

A.1 EUT Appearance



Front Side

Back Side

a: EUT

This report shall not be reproduced except in full, without the written approval of TA Technology (Shanghai) Co., Ltd.



Battery 1

Battery 2

b: Battery

This report shall not be reproduced except in full, without the written approval of TA Technology (Shanghai) Co., Ltd.

Adapter 1

Adapter 2



Adapter 3

Adapter 4

Adapter 4

Adapter 5

c: Adapter

Picture 1 EUT and Auxiliary

This report shall not be reproduced except in full, without the written approval of TA Technology (Shanghai) Co., Ltd.

A.2 Test Setup



Picture 2: Radiated Spurious Emissions Test setup

This report shall not be reproduced except in full, without the written approval of TA Technology (Shanghai) Co., Ltd.