FCC Radio Test Report

FCC ID:QISM2-801w

This report concerns (check one): ☐**Original Grant** ☒**Class I Change**

Project No.	:	1504C091A
Equipment	:	HUAWEI MediaPad M2 8.0
Model Name	:	M2-801w
Applicant	:	Huawei Technologies Co.,Ltd.
Address	:	Administration Building, Headquarters of Huawei Technologies Co., Ltd., Bantian, Longgang District Shenzhen China

Date of Receipt	:	May 16, 2015
Date of Test	:	May 16, 2015 ~ May 18, 2015
Issued Date	:	May 25, 2015
Tested by	:	BTL Inc.

Testing Engineer : (David Mao)

Technical Manager : (Leo Hung)

Authorized Signatory : (Steven Lu)

BTL INC.

No.3,Jinshagang 1st Road, Shixia,Dalang Town, Dongguan, Guangdong, China.

TEL: +86-769-8318-3000FAX: +86-769-8319-6000

Declaration

BTLrepresents to the client that testing is done in accordance with standard procedures as applicable and that test instruments used has been calibrated with the standards traceable to National Measurement Laboratory (**NML**) of **R.O.C**., or National Institute of Standards and Technology (**NIST**) of **U.S.A.**

BTL's reports apply only to the specific samples tested under conditions. It is manufacture's responsibility to ensure that additional production units of this model are manufactured with the identical electrical and mechanical components. **BTL**shall have no liability for any declarations, inferences or generalizations drawn by the client or others from **BTL**issued reports.

BTL's report must not be used by the client to claim product certification, approval, or endorsement by NVLAP, NIST, or any agency of the Federal Government.

This report is the confidential property of the client. As a mutual protection to the clients, the public and **BTL-self**, extracts from the test report shall not be reproduced except in full with **BTL**'s authorized written approval.

BTL's laboratory quality assurance procedures are in compliance with the **ISO Guide17025** requirements, and accredited by the conformity assessment authorities listed in this test report.

Limitation

For the use of the authority's logo is limited unless the Test Standard(s)/Scope(s)/Item(s) mentioned in this test report is (are) included in the conformity assessment authorities acceptance respective.

Table of Contents Page

1 . CERTIFICATION 7

2 . SUMMARY OF TEST RESULTS 8

2.1 TEST FACILITY 9

2.2 MEASUREMENT UNCERTAINTY 9

3 . GENERAL INFORMATION 10

3.1 GENERAL DESCRIPTION OF EUT 10

3.2 DESCRIPTION OF TEST MODES 13

3.3 TABLE OF PARAMETERS OF TEST SOFTWARE SETTING 15

3.4 BLOCK DIAGRAM SHOWING THE CONFIGURATION OF SYSTEM TESTED 18

3.5 DESCRIPTION OF SUPPORT UNITS 18

4 .EMC EMISSION TEST 19

4.1 CONDUCTED EMISSION MEASUREMENT 19

4.1.1 POWER LINE CONDUCTED EMISSION 19

4.1.2 TEST PROCEDURE 19

4.1.3 DEVIATION FROM TEST STANDARD 19

4.1.4 TEST SETUP 20

4.1.5 EUT OPERATING CONDITIONS 20

4.1.6 EUT TEST CONDITIONS 20

4.1.7 TEST RESULTS 20

4.2 RADIATED EMISSION MEASUREMENT 21

4.2.1 RADIATED EMISSION LIMITS 21

4.2.2 TESTPROCEDURE 22

4.2.3 DEVIATION FROM TEST STANDARD 22

4.2.4 TEST SETUP 22

4.2.5 EUT OPERATING CONDITIONS 23

4.2.6 EUT TEST CONDITIONS 23

4.2.7 TEST RESULTS (9K TO 30MHz) 24

4.2.8 TEST RESULTS(BETWEEN30 TO 1000 MHz) 24

4.2.9 TEST RESULTS (ABOVE1000 MHz) 24

5 .26dB SPECTRUM BANDWIDTH 25

5.1 APPLIED PROCEDURES / LIMIT 25

5.1.1 TEST PROCEDURE 25

5.1.2 DEVIATION FROM STANDARD 25

5.1.3 TEST SETUP 25

5.1.4 EUT OPERATION CONDITIONS 25

5.1.5 EUT TEST CONDITIONS 26

5.1.6 TEST RESULTS 26

6 .MAXIMUM CONDUCTED OUTPUT POWER 27

Table of Contents Page

6.1 APPLIED PROCEDURES / LIMIT 27
6.1.1 TEST PROCEDURE 27
6.1.2 DEVIATION FROM STANDARD 28
6.1.3 TEST SETUP 28
6.1.4 EUT OPERATION CONDITIONS 28
6.1.5 EUT TEST CONDITIONS 28
6.1.6 TEST RESULTS 28

7 .ANTENNA CONDUCTED SPURIOUS EMISSION 29

7.1 APPLIED PROCEDURES / LIMIT 29
7.1.1 TEST PROCEDURE 29
7.1.2 DEVIATION FROM STANDARD 29
7.1.3 TEST SETUP 29
7.1.4 EUT OPERATION CONDITIONS 29
7.1.5 EUT TEST CONDITIONS 29
7.1.6 TEST RESULTS 29

8 .POWER SPECTRAL DENSITY TEST 30

8.1 APPLIED PROCEDURES / LIMIT 30
8.1.1 TEST PROCEDURE 30
8.1.1 DEVIATION FROM STANDARD 31
8.1.2 TEST SETUP 31
8.1.3 EUT OPERATION CONDITIONS 31
8.1.4 EUT TEST CONDITIONS 31
8.1.5 TEST RESULTS 31

9 .FREQUENCY STABILITY MEASUREMENT 32

9.1 APPLIED PROCEDURES / LIMIT 32
9.1.1 TEST PROCEDURE 32
9.1.2 DEVIATION FROM STANDARD 32
9.1.3 TEST SETUP 33
9.1.4 EUT OPERATION CONDITIONS 33
9.1.5 EUT TEST CONDITIONS 33
9.1.6 TEST RESULTS 33

10 . MEASUREMENT INSTRUMENTS LIST 34

11 .EUT TEST PHOTOS 36

ATTACHMENTA -CONDUCTED EMISSION 40

ATTACHMENTB -RADIATED EMISSION (9KHZ TO 30MHZ) 43

ATTACHMENTC -RADIATED EMISSION (30MHZ TO 1000MHZ) 45

ATTACHMENTD -RADIATED EMISSION (ABOVE 1000MHZ) 70

ATTACHMENTE -BANDWIDTH 313

Table of Contents Page

ATTACHMENTF - MAXIMUM OUTPUT POWER 359

ATTACHMENTG - ANTENNA CONDUCTED SPURIOUS EMISSION 368

ATTACHMENTH - POWER SPECTRAL DENSITY 393

ATTACHMENTI-FREQUENCY STABILITY 439

REPORT ISSUED HISTORY

Issued No.	Description	Issued Date
BTL-FCCP-1-1504C091	Original report.	May 19, 2015
BTL-FCCP-1-1504C091A	Compared with the previous report (BTL-FCCP-1-1504C091), model name is changed, and the GSM 850/1900, WCDMA 1900/850 and LTE band 2/4/5/7/26 function are not supported which has no effect on the test results, the rest are the same.	May 25, 2015

1. CERTIFICATION

Equipment	:	HUAWEI MediaPad M2 8.0
Brand Name	:	HUAWEI
Model Name	:	M2-801w
Applicant	:	Huawei Technologies Co.,Ltd.
Manufacturer	:	Huawei Technologies Co.,Ltd.
Address	:	Administration Building, Headquarters of Huawei Technologies Co., Ltd., Bantian, Longgang District Shenzhen China
Factory	:	BYD Huizhou Electronics Co.,Ltd.
Address	:	Xiangshui River Daya Bay Economic Development Zone Huizhou Guangdong P.R China
Date of Test	:	May 16, 2015 ~ May 18, 2015
Test Sample	:	ENGINEERING SAMPLE
Standard(s)	:	FCC Part15, Subpart E(15.407) / ANSI C63.4: 2009 FCC KDB 789033 D02 General UNII Test Procedures New Rules v01.

The above equipment has been tested and found compliance with the requirement of the relative standards by BTL Inc.
The test data, data evaluation, and equipment configuration contained in our test report (Ref No. BTL-FCCP-1-1504C091A) were obtained utilizing the test procedures, test instruments, test sites that has been accredited by the Authority of TAF according to the ISO-17025 quality assessment standard and technical standard(s).

2. SUMMARY OF TEST RESULTS

Test procedures according to the technical standard(s):

FCC Part15, Subpart E			
Standard(s) Section FCC	Test Item	Judgment	Remark
15.207	AC Power Line Conducted Emissions	N/A	Note (1)
15.407(a)	26dB Spectrum Bandwidth	PASS	
15.407(a)	Maximum Conducted Output Power	PASS	
15.407(a)	Power Spectral Density	PASS	
15.407(a)	Radiated Emissions	PASS	
15.407(b)	Band Edge Emissions	PASS	
15.407(g)	Frequency Stability	PASS	
15.203	Antenna Requirements	PASS	

NOTE:

(1)" N/A" denotes test is not applicable in this test report.

2.1 TEST FACILITY

The test facilities used to collect the test data in this report is at the location of No.3,Jinshagang 1st Road, Shixia, Dalang Town, Dongguan, Guangdong, China.
BTL's test firm number for FCC: 319330

2.2 MEASUREMENT UNCERTAINTY

The reported uncertainty of measurement **y** ±**U**, where expanded uncertainty **U** is based on astandard uncertainty multiplied by a coverage factor of **k=2**, providing a level of confidence of approximately **95**% ◦
The BTL measurement uncertainty is less than the CISPR 16-4-2 U_{cispr} requirement.

A. Radiated Measurement:

Test Site	Method	Measurement Frequency Range	Ant. H / V	U, (dB)	NOTE
DG-CB03	CISPR	9kHz~30MHz	V	3.79	
		9kHz~30MHz	H	3.57	
		30MHz~200MHz	V	3.82	
		30MHz~200MHz	H	3.60	
		200MHz~ 1,000MHz	V	3.86	
		200MHz~ 1,000MHz	H	3.94	
		1GHz~18GHz	V	3.12	
		1GHz~18GHz	H	3.68	
		18GHz~40GHz	V	4.15	
		18GHz~40GHz	H	4.14	

3. GENERAL INFORMATION

3.1 GENERAL DESCRIPTION OF EUT

Equipment	HUAWEI MediaPad M2 8.0	
Brand Name	HUAWEI	
Model Name	M2-801w	
Mode Different	N/A	
Product Description	Operation Frequency	UNII-1: 5150-5250MHz UNII-2A: 5250-5350MHz UNII-2C: 5470-5725MHz UNII-3: 5725-5850MHz
	Modulation Type	OFDM
	Bit Rate of Transmitter	150Mbps
	Output Power (Max.)for UNII-1	802.11a:10.90dBm 802.11n (20M): 10.74dBm 802.11n (40M): 10.59dBm 802.11ac (20M): 10.72dBm 802.11ac (40M): 10.83dBm 802.11ac (80M): 10.30dBm
	Output Power (Max.)for UNII-2A	802.11a:10.77dBm 802.11n (20M): 10.65dBm 802.11n (40M): 10.45dBm 802.11ac (20M): 10.71dBm 802.11ac (40M): 10.47dBm 802.11ac (80M): 10.40dBm
	Output Power (Max.)for UNII-2C	802.11a:10.51dBm 802.11n (20M): 10.48dBm 802.11n (40M): 10.81dBm 802.11ac (20M): 10.50dBm 802.11ac (40M): 10.62dBm 802.11ac (80M): 10.78dBm
	Output Power (Max.)for UNII-3	802.11a:10.60dBm 802.11n (20M): 10.70dBm 802.11n (40M): 10.60dBm 802.11ac (20M): 10.43dBm 802.11ac (40M): 10.54dBm 802.11ac (80M): 10.91dBm
Power Source	#1 DC voltage supplied from AC adapter. Brand /Model: HUAWEI / HW-050200U3W S/N: HWHKA5E32707819 S/N: HWBYA32DC1600019 #2 Supplied from Li-ion Battery. Brand /Model: HUAWEI / HB3080G1EBW	
Power Rating	#1 I/P: 100-240V~50/60Hz 0.5A O/P: DC 5.0V 2.0A #2 DC+3.8V 4800mAh	

Note:

1. For a more detailed features description, please refer to the manufacturer's specifications or the User's Manual.
2. Channel List:

UNII-1		UNII-1		UNII-1	
Channel	Frequency (MHz)	Channel	Frequency (MHz)	Channel	Frequency (MHz)
36	5180	38	5190	42	5210
40	5200	46	5230		
44	5220				
48	5240				

UNII-2A		UNII-2A		UNII-2A	
Channel	Frequency (MHz)	Channel	Frequency (MHz)	Channel	Frequency (MHz)
52	5260	54	5270	58	5290
56	5280	62	5310		
60	5300				
64	5320				

UNII-2C		UNII-2C		UNII-2C	
Channel	Frequency (MHz)	Channel	Frequency (MHz)	Channel	Frequency (MHz)
100	5500	102	5510	106	5530
104	5520	110	5550	122	5610
108	5540	118	5590		
112	5560	126	5630		
116	5580	134	5670		
132	5660				
136	5680				
140	5700				

UNII-3		UNII-3		UNII-3	
Channel	Frequency (MHz)	Channel	Frequency (MHz)	Channel	Frequency (MHz)
149	5745	151	5755	155	5775
153	5765	159	5795		
157	5785				
161	5805				
165	5825				

3. Antenna Specification:

Ant.	Brand	Model Name	Antenna Type	Connector	Gain (dBi)	note
1	N/A	N/A	Internal	N/A	0.03	UNII-1
1	N/A	N/A	Internal	N/A	0.35	UNII-2A
1	N/A	N/A	Internal	N/A	2.10	UNII-2C
1	N/A	N/A	Internal	N/A	0.90	UNII-3

3.2 DESCRIPTION OF TEST MODES

To investigate the maximum EMI emission characteristics generates from EUT, the test system was pre-scanning tested base on the consideration of following EUT operation mode or test configuration mode which possible have effect on EMI emission level. Each of these EUT operation mode(s) or test configuration mode(s) mentioned above was evaluated respectively.

Pretest Test Mode	Description
Mode 1	TX A Mode/ CH36, CH40, CH48 (UNII-1)
Mode 2	TX N20 Mode/ CH36, CH40, CH48 (UNII-1)
Mode 3	TX N40 Mode/ CH38, CH46 (UNII-1)
Mode 4	TX AC20 Mode/ CH36, CH40, CH48 (UNII-1)
Mode 5	TX AC40 Mode/ CH38, CH46 (UNII-1)
Mode 6	TX AC80 Mode / CH42 (UNII-1)
Mode 7	TX A Mode/ CH52, CH60, CH64 (UNII-2A)
Mode 8	TX N20 Mode/ CH52, CH60, CH64 (UNII-2A)
Mode 9	TX N40 Mode/ CH54, CH62 (UNII-2A)
Mode 10	TX AC20 Mode/ CH52, CH60, CH64 (UNII-2A)
Mode 11	TX AC40 Mode/ CH54, CH62 (UNII-2A)
Mode 12	TX AC80 Mode / CH58 (UNII-2A)
Mode 13	TX A Mode/ CH100, CH116, CH140 (UNII-2C)
Mode 14	TX N20 Mode/ CH100, CH116, CH140 (UNII-2C)
Mode 15	TX N40 Mode/CH102, CH110, CH134(UNII-2C)
Mode 16	TX AC20 Mode/ CH100, CH116, CH140 (UNII-2C)
Mode 17	TX AC40 Mode/CH102, CH110, CH134(UNII-2C)
Mode 18	TX AC80 Mode / CH106, CH122 (UNII-2C)
Mode 19	TX A Mode / CH149,CH157,CH165 (UNII-3)
Mode 20	TX N20 Mode / CH149,CH157,CH165 (UNII-3)
Mode 21	TX N40 Mode / CH151,CH159 (UNII-3)
Mode 22	TX AC20 Mode / CH149,CH157,CH165 (UNII-3)
Mode 23	TX AC40 Mode / CH151,CH159 (UNII-3)
Mode 24	TX AC80 Mode / CH155 (UNII-3)
Mode 25	TX Mode

The EUT system operated these modes were found to be the worst case during the pre-scanning test as following:

For Conducted Test	
Final Test Mode	Description
Mode 25	TX Mode

For Radiated Test	
Final Test Mode	Description
Mode 1	TX A Mode/ CH36, CH40, CH48 (UNII-1)
Mode 2	TX N20 Mode/ CH36, CH40, CH48 (UNII-1)
Mode 3	TX N40 Mode/ CH38, CH46 (UNII-1)
Mode 4	TX AC20 Mode/ CH36, CH40, CH48 (UNII-1)
Mode 5	TX AC40 Mode/ CH38, CH46 (UNII-1)
Mode 6	TX AC80 Mode / CH42 (UNII-1)
Mode 7	TX A Mode/ CH52, CH60, CH64 (UNII-2A)
Mode 8	TX N20 Mode/ CH52, CH60, CH64 (UNII-2A)
Mode 9	TX N40 Mode/ CH54, CH62 (UNII-2A)
Mode 10	TX AC20 Mode/ CH52, CH60, CH64 (UNII-2A)
Mode 11	TX AC40 Mode/ CH54, CH62 (UNII-2A)
Mode 12	TX AC80 Mode / CH58 (UNII-2A)
Mode 13	TX A Mode/ CH100, CH116, CH140 (UNII-2C)
Mode 14	TX N20 Mode/ CH100, CH116, CH140 (UNII-2C)
Mode 15	TX N40 Mode/CH102, CH110, CH134(UNII-2C)
Mode 16	TX AC20 Mode/ CH100, CH116, CH140 (UNII-2C)
Mode 17	TX AC40 Mode/CH102, CH110, CH134(UNII-2C)
Mode 18	TX AC80 Mode / CH106, CH122 (UNII-2C)
Mode 19	TX A Mode / CH149,CH157,CH165 (UNII-3)
Mode 20	TX N20 Mode / CH149,CH157,CH165 (UNII-3)
Mode 21	TX N40 Mode / CH151,CH159 (UNII-3)
Mode 22	TX AC20 Mode / CH149,CH157,CH165 (UNII-3)
Mode 23	TX AC40 Mode / CH151,CH159 (UNII-3)
Mode 24	TX AC80 Mode / CH155 (UNII-3)

Note:

(1) For radiated below 1GHz test, the 802.11a mode is found to be the worst case and recorded.

3.3 TABLE OF PARAMETERS OF TEST SOFTWARE SETTING

During testing channel & power controlling software provided by the customer was used to control the operating channel as well as the output power level. The RF output power selection is for the setting of RF output power expected by the customer and is going to be fixed on the firmware of the final end product

UNII-1			
Test Software Version	broadcom_wifitest		
Frequency (MHz)	5180	5200	5240
A Mode	11	11	11
Frequency (MHz)	5180	5200	5240
N20 Mode	11	11	11
Frequency (MHz)	5190	5230	
N40 Mode	11	11	

UNII-2A			
Test Software Version	broadcom_wifitest		
Frequency (MHz)	5260	5300	5320
A Mode	11	11	11
Frequency (MHz)	5260	5300	5320
N20 Mode	11	11	11
Frequency (MHz)	5270	5310	
N40 Mode	11	11	

UNII-2C			
Test Software Version	broadcom_wifitest		
Frequency (MHz)	5500	5580	5700
A Mode	11	11	11
Frequency (MHz)	5500	5580	5700
N20 Mode	11	11	11
Frequency (MHz)	5510	5550	5670
N40 Mode	11	11	11

UNII-3			
Test Software Version	broadcom_wifitest		
Frequency (MHz)	5745	5785	5825
A Mode	11	11	11
Frequency (MHz)	5745	5785	5825
N20 Mode	11	11	11
Frequency (MHz)	5755	5795	
N40 Mode	11	11	

UNII-1			
Test Software Version	broadcom_wifitest		
Frequency (MHz)	5180	5200	5240
AC20 Mode	11	11	11
Frequency (MHz)	5190	5230	
AC40 Mode	11	11	
Frequency (MHz)	5210		
AC80 Mode	11		

UNII-2A			
Test Software Version	broadcom_wifitest		
Frequency (MHz)	5260	5300	5320
AC20 Mode	11	11	11
Frequency (MHz)	5270	5310	
AC40 Mode	11	11	
Frequency (MHz)	5290		
AC80 Mode	11		

UNII-2C			
Test Software Version	broadcom_wifitest		
Frequency (MHz)	5500	5580	5700
AC20 Mode	11	11	11
Frequency (MHz)	5510	5550	5670
AC40 Mode	11		11
Frequency (MHz)	5530	5610	
AC80 Mod	11	11	

UNII-3			
Test Software Version	broadcom_wifitest		
Frequency (MHz)	5745	5785	5825
AC20 Mode	11	11	11
Frequency (MHz)	5755	5795	
AC40 Mode	11	11	
Frequency (MHz)	5775		
AC80 Mode	11		

3.4 BLOCK DIAGRAM SHOWING THE CONFIGURATION OF SYSTEM TESTED

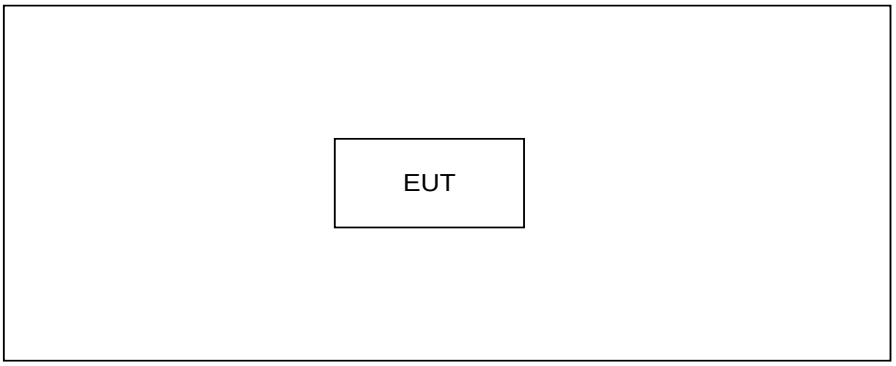

3.5 DESCRIPTION OF SUPPORT UNITS

The EUT has been tested as an independent unit together with other necessary accessories or support units. The following support units or accessories were used to form a representative test configuration during the tests.

Item	Equipment	Mfr/Brand	Model/Type No.	FCC ID	Series No.	Note
-	-	-	-	-	-	

Item	Shielded Type	Ferrite Core	Length	Note
-	-	-	-	

4.EMC EMISSION TEST

4.1 CONDUCTED EMISSION MEASUREMENT

4.1.1 POWER LINE CONDUCTED EMISSION (Frequency Range 150kHz-30MHz)

FREQUENCY (MHz)	Class A (dBuV)		Class B (dBuV)	
	Quasi-peak	Average	Quasi-peak	Average
0.15 -0.5	79.00	66.00	66 - 56 *	56 - 46 *
0.50 -5.0	73.00	60.00	56.00	46.00
5.0 -30.0	73.00	60.00	60.00	50.00

Note:

(1) The tighter limit applies at the band edges.

(2) The limit of " * " marked band means the limitation decreases linearly with the logarithm of the frequency in the range.

(3) The test result calculated as following:
Measurement Value = Reading Level + Correct Factor
Correct Factor = Insertion Loss + Cable Loss + Attenuator Factor(if use)
Margin Level = Measurement Value - Limit Value

4.1.2 TEST PROCEDURE

a. The EUT was placed 0.8 meters from the horizontal ground plane with EUT being connected to the power mains through a line impedance stabilization network (LISN). All other support equipmentspowered from additional LISN(s). The LISN provide 50 Ohm/ 50uH of coupling impedance for the measuring instrument.

b. Interconnecting cables that hang closer than 40 cm to the groundplane shall be folded back and forth in the center forming a bundle 30 to 40 cm long.

c. I/O cables that are not connected to a peripheral shall be bundled in the center. The end of the cable may be terminated, if required, using the correct terminating impedance. The overall length shall not exceed 1 m.

d. LISN at least 80 cm from nearest part of EUT chassis.

e. For the actual test configuration, please refer to the related Item –EUT Test Photos.

4.1.3 DEVIATION FROM TEST STANDARD

No deviation

4.1.4 TEST SETUP

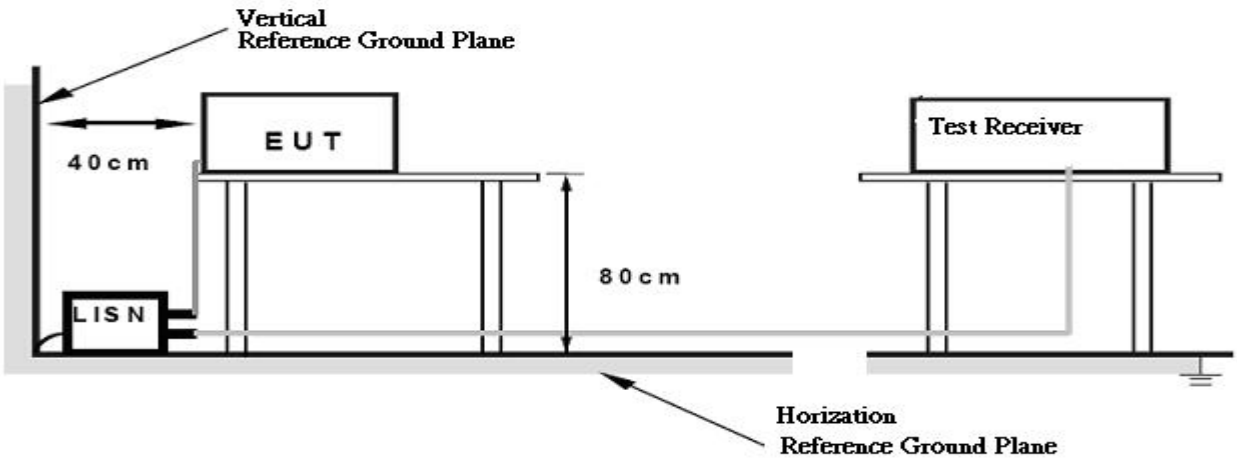

4.1.5 EUT OPERATING CONDITIONS

The EUT was configured for testing in a typical fashion (as a customer would normally use it).The EUT has been programmed to continuously transmit during test. This operating condition was tested and used to collect the included data.
The EUT was programmed to be in continuously transmitting/TX Mode mode.

4.1.6 EUT TEST CONDITIONS

Temperature: 28°CRelative Humidity: 60% Test Voltage: AC 120V 60Hz

4.1.7 TEST RESULTS

Please refer to the Attachment A.

Remark:

(1) All readings are QP Mode value unless otherwise stated AVG in column of『Note』. If the QP Mode Measured value compliance with the QP Limits and lower than AVG Limits,the EUT shall be deemed to meet both QP & AVG Limits and then only QP Mode was measured, but AVG Mode didn't perform。In this case, a " * " marked in AVG Mode column of Interference Voltage Measured。

(2) Measuring frequency range from 150kHz to 30MHz。

4.2 RADIATED EMISSION MEASUREMENT

4.2.1 RADIATED EMISSION LIMITS

20dBc in any 100 kHz bandwidth outside the operating frequency band. In case the emission fall within the restricted band specified on 15.205(a), then the 15.209(a) limit in the table below has to be followed.

Frequencies (MHz)	Field Strength (micorvolts/meter)	Measurement Distance (meters)
0.009~0.490	2400/F(kHz)	300
0.490~1.705	24000/F(kHz)	30
1.705~30.0	30	30
30~88	100	3
88~216	150	3
216~960	200	3
Above 960	500	3

Note:

(1) The limit for radiated test was performed according to FCC PART 15C.

(2) The tighter limit applies at the band edges.

(3) The test result calculated as following:

Measurement Value = Reading Level + Correct Factor

Correct Factor = Antenna Factor + Cable Loss - Amplifier Gain(if use)

Margin Level = Measurement Value - Limit Value

LIMITS OF UNWANTED EMISSION OUT OF THE RESTRICTED BANDS

Frequencies (MHz)	EIRP Limit (dBm)	Equivalent Field Strength at 3m (dBμV/m)
5150-5250	-27	68.3
5250-5350	-27	68.3
5470-5725	-27	68.3
5725-5850	-27 (beyond 10MHz of the bandedge)	68.3
	-17 (within 10 MHz of band edge)	78.3

Note: The following formula is used to convert the equipment isotropic radiated power (eirp) to field strength: $E = \frac{1000000\sqrt{30P}}{3}$ μV/m, where P is the eirp (Watts)

4.2.2 TESTPROCEDURE

a. The measuring distance of at 3m shall be used for measurements at frequency up to 1GHz. For frequencies above 1GHz, any suitable measuring distance may be used.
b. The EUT was placed on the top of a rotating table 0.8 meters above the ground at a 3 meter semi-anechoic chamber. The table was rotated 360 degrees to determine the position of the highest radiation.
c. The height of the equipment or of the substitution antenna shall be 0.8 m; the height of the test antenna shall vary between 1 m to 4 m. Both horizontal and vertical polarizations of the antenna are set to make the measurement.
d. The initial step in collecting conducted emission data is a spectrum analyzer peak detector mode pre-scanning the measurement frequency range. Significant peaks are then marked and then Quasi Peak detector mode re-measured.
e. If the Peak Mode measured value compliance with and lower than Quasi Peak Mode Limit, the EUT shall be deemed to meet QP Limits and then no additional QP Mode measurement performed.
f. For the actual test configuration, please refer to the related Item –EUT Test Photos.

4.2.3 DEVIATION FROM TEST STANDARD

No deviation

4.2.4 TEST SETUP

(A) Radiated Emission Test Set-Up Frequency Below 1GHz

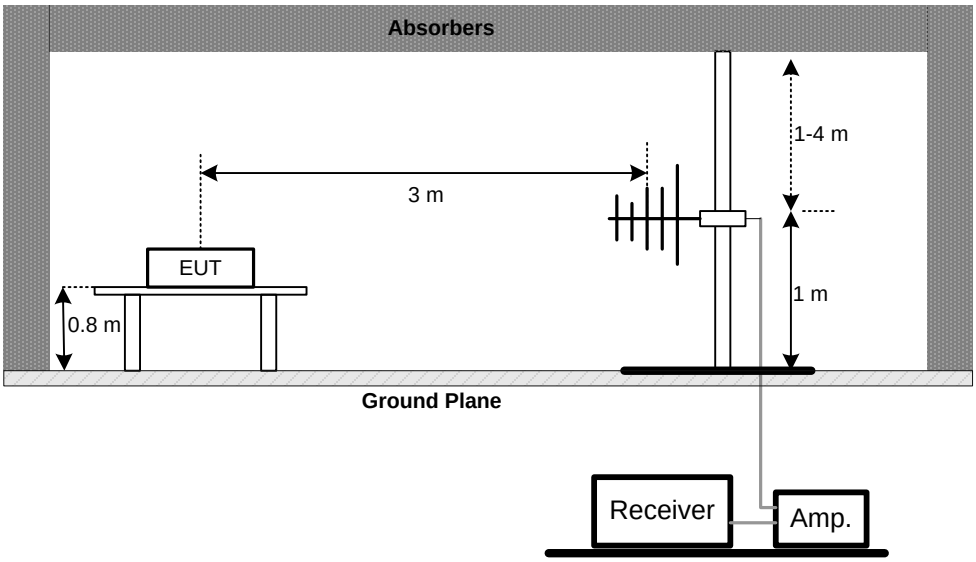

(B) Radiated Emission Test Set-Up Frequency Above 1 GHz

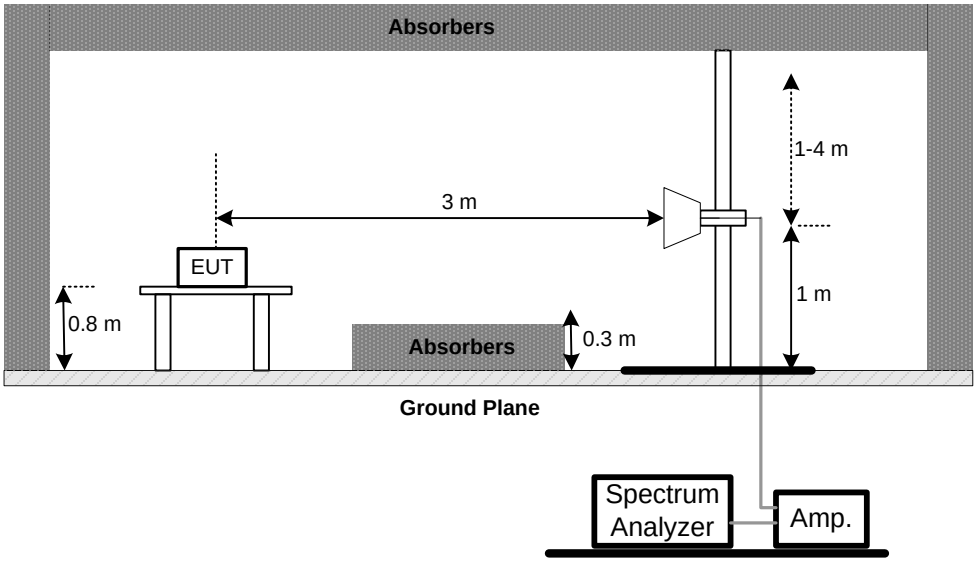

(C) Radiated emissions below 30MHz

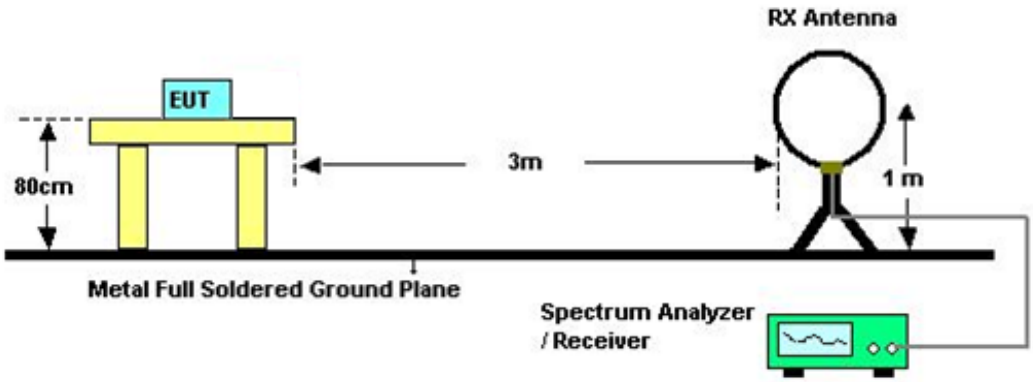

4.2.5 EUT OPERATING CONDITIONS

The EUT tested system was configured as the statements of 4.1.5Unless otherwise a special operating condition is specified in the follows during the testing.

4.2.6 EUT TEST CONDITIONS

Temperature: 28°CRelative Humidity: 60% Test Voltage: DC 3.8V

4.2.7 TEST RESULTS (9K TO 30MHz)

Please refer to the Attachment B

Remark:

(1) The amplitude of spurious emissions which are attenuated by more than 20 dB below the permissible value has no need to be reported.
(2) Distance extrapolation factor = 40 log (specific distance / test distance) (dB);
(3) Limit line = specific limits (dBuV) + distance extrapolation factor.

4.2.8 TEST RESULTS(BETWEEN30 TO 1000 MHz)

Please refer to the Attachment C.

Remark:

(1) Reading in which marked as QP or Peak means measurements by using are Quasi-Peak Mode or Peak Modewith Detector BW=120kHz；SPA setting in RBW=120kHz, VBW =120kHz, Swp. Time = 0.3 sec./MHz。
(2) All readings are Peak unless otherwise stated QP in column of『Note』. Peak denotes that the Peak reading compliance with the QP Limits and then QP Mode measurement didn‘t perform。
(3) Measuring frequency range from 30MHz to 1000MHz。
(4) If the peak scan value lower limit more than 20dB, then this signal data does not show in table。

4.2.9 TEST RESULTS (ABOVE1000 MHz)

Please refer to the Attachment D.

Remark:

(1) Spectrum Setting: 30MHz – 1000MHz , RBW= 100kHz, VBW=100kHz, Sweep time = 200 ms. 1GHz- 40GHz, RBW= 1MHz, VBW= 1MHz, Sweep time = Auto
(2) All readings are Peak unless otherwise stated AV in column of『Note』. Peak denotes that the Peak reading compliance with the AV Limits and then AV Mode measurement didn‘t perform.
(3) Radiated emissions measured in frequency range above 1000MHz were made with an instrument using Peak detector mode and AV detector mode of the emission 。
(4) Data of measurement within this frequency range shown “ * ” in the table above means the reading of emissions are attenuated more than 20dB below the permissible limits or the field strength is too small to be measured.
(5) A preamp and high pass filter were used for this test in order to provide sufficient measurement sensitivity.
(6) EUT Orthogonal Axes:
“X” - denotes Laid on Table；”Y” - denotes Vertical Stand；”Z” - denotes Side Stand
(7) During the measurements above 1GHz it is taken care of that the EUT is always within the 3dB cone of radiation BW of the used antenna.
(8) No limit:This is fundamental signal, the judgment is not applicable.
For fundamental signal judgment was referred to Peak output test.

5.26dB SPECTRUM BANDWIDTH

5.1APPLIED PROCEDURES / LIMIT

FCC Part15, Subpart E			
Test Item	Limit	Frequency Range (MHz)	Result
Bandwidth	26 dB Bandwidth	5150-5250	PASS
	26 dB Bandwidth	5250-5350	PASS
	26 dB Bandwidth	5470-5725	PASS
	Minimum 500kHz 6dB Bandwidth	5725-5850	PASS

5.1.1TEST PROCEDURE

a. The EUT was directly connected to the spectrum analyzer and antenna output port as show in the block diagram below,

b.

Spectrum Parameters	Setting
Attenuation	Auto
Span Frequency	> 26dB Bandwidth
RBW	300 kHz
VBW	1000 kHz
Detector	Peak
Trace	Max Hold
Sweep Time	Auto

c. Measured the spectrum width with power higher than 26dB below carrier

5.1.2DEVIATION FROM STANDARD

No deviation.

5.1.3TEST SETUP



5.1.4EUT OPERATION CONDITIONS

The EUT tested system was configured as the statements of 4.1.5 Unless otherwise a special operating condition is specified in the follows during the testing.

5.1.5EUT TEST CONDITIONS

Temperature: 28°CRelative Humidity: 60% Test Voltage: DC 3.8V

5.1.6TEST RESULTS

Please refer to the Attachment E.

6.MAXIMUM CONDUCTED OUTPUT POWER

6.1APPLIED PROCEDURES / LIMIT

FCC Part15, Subpart E			
Test Item	Limit	Frequency Range (MHz)	Result
Conducted Output Power	Fixed:1 Watt (30dBm) Mobile and portable: 250mW (24dBm)	5150-5250	PASS
	250mW (24dBm)	5250-5350	PASS
	250mW (24dBm)	5470-5725	PASS
	1 Watt (30dBm)	5725-5850	PASS
Note: The maximum e.i.r.p at anyelevation angle above 30 degrees as measured from the horizon must not exceed 125mW(21dBm)			

6.1.1TEST PROCEDURE

a. The EUT was directly connected to the power meter and antenna output port as show in the block diagram below,

b.

Spectrum Parameter	Setting
Attenuation	Auto
Span Frequency	Encompass the entire emissions bandwidth (EBW) ofthe signal
RBW	= 1MHz.
VBW	⩾ 3MHz.
Detector	RMS
Trace	Max Hold
Sweep Time	auto

c. Test was performed in accordance with method of KDB 789033 D02.

6.1.2DEVIATION FROM STANDARD

No deviation.

6.1.3TEST SETUP



6.1.4EUT OPERATION CONDITIONS

The EUT tested system was configured as the statements of 4.1.5 Unless otherwise a special operating condition is specified in the follows during the testing.

6.1.5EUT TEST CONDITIONS

Temperature: 28°CRelative Humidity: 60% Test Voltage: DC 3.8V

6.1.6TEST RESULTS

Please refer to the Attachment F.

7.ANTENNA CONDUCTED SPURIOUS EMISSION

7.1APPLIED PROCEDURES / LIMIT

FCC Part15, Subpart E			
Test Item	Limit	Frequency Range (MHz)	Result
Antenna conducted Spurious Emission	-27dBm/MHz	5150-5250	PASS
	-27dBm/MHz	5250-5350	PASS
	-27dBm/MHz	5470-5725	PASS
	Below -17dBm/MHz within 10MHz of band edge, below -27dBm/MHz beyond 10MHz of the band edge	5725-5850	PASS

7.1.1TEST PROCEDURE

a. The EUT was directly connected to the spectrum analyzer and antenna output port as show in the block diagram below,

b.

Spectrum Parameter	Setting
Attenuation	Auto
RBW	1000kHz
VBW	1000kHz
Trace	Max Hold
Sweep Time	Auto

7.1.2DEVIATION FROM STANDARD

No deviation.

7.1.3TEST SETUP

7.1.4EUT OPERATION CONDITIONS

The EUT tested system was configured as the statements of 4.1.5 Unless otherwise a special operating condition is specified in the follows during the testing.

7.1.5EUT TEST CONDITIONS

Temperature: 28°CRelative Humidity: 60% Test Voltage: DC 3.8V

7.1.6TEST RESULTS

Please refer to the Attachment G.

8.POWER SPECTRAL DENSITY TEST

8.1APPLIED PROCEDURES / LIMIT

FCC Part15, Subpart E			
Test Item	Limit	Frequency Range (MHz)	Result
Power Spectral Density	Other then Mobile and portable:17dBm/MHz Mobile and portable:11dBm/MHz	5150-5250	PASS
	11dBm/MHz	5250-5350	PASS
	11dBm/MHz	5470-5725	PASS
	30dBm/500kHz	5725-5850	PASS

8.1.1 TEST PROCEDURE

a. The EUT was directly connected to the spectrum analyzer and antenna output port as show in the block diagram below,

b.

Spectrum Parameter	Setting
Attenuation	Auto
Span Frequency	Encompass the entire emissions bandwidth (EBW) ofthe signal
RBW	= 1MHz.
VBW	≥ 3MHz.
Detector	RMS
Trace	Max Hold
Sweep Time	Auto

Note:

1.For UNII-3, according to KDB publication 789033 D02 General UNII Test Procedures New Rules v01, section II.F.5., it is acceptable to set RBW at 1MHz and VBW at 3MHz if the spectrum analyzer does not have 500kHz RBW.

2.The value measured with RBW=1MHz is to be added with 10log(500kHz/1MHz) which is -3dB. For example, if the measured value is +10dBm using RBW=1MHz (that is +10dBm/MHz), then the converted value will be +7dBm/500kHz.

8.1.1DEVIATION FROM STANDARD

No deviation.

8.1.2TEST SETUP



8.1.3EUT OPERATION CONDITIONS

The EUT tested system was configured as the statements of 4.1.5 Unless otherwise a special operating condition is specified in the follows during the testing.

8.1.4EUT TEST CONDITIONS

Temperature: 28°CRelative Humidity: 60% Test Voltage: DC 3.8V

8.1.5TEST RESULTS

Please refer to the Attachment H.

9.FREQUENCY STABILITY MEASUREMENT

9.1APPLIED PROCEDURES / LIMIT

FCC Part15, Subpart E			
Test Item	Limit	Frequency Range (MHz)	Result
Frequency Stability	Specifiedin the user's manual	5150-5250	PASS
		5250-5350	PASS
		5470-5725	PASS
		5725-5850	PASS

9.1.1TEST PROCEDURE

a. The EUT was directly connected to the spectrum analyzer and antenna output port as show in the block diagram below,

b.

Spectrum Parameter	Setting
Attenuation	Auto
Span Frequency	Entire absence of modulation emissionsbandwidth
RBW	10 kHz
VBW	10kHz
Sweep Time	Auto

c. The test extreme voltage is to change the primary supply voltage from 85 to 115 percent of the nominal value.

d. User manual temperature is-10°C~55°C.

9.1.2DEVIATION FROM STANDARD

No deviation.

9.1.3TEST SETUP

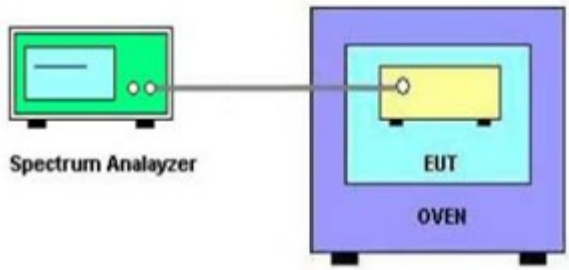

9.1.4EUT OPERATION CONDITIONS

The EUT tested system was configured as the statements of 4.1.5 Unless otherwise a special operating condition is specified in the follows during the testing.

9.1.5EUT TEST CONDITIONS

Temperature: 25°CRelative Humidity: 55%Test Voltage: AC 120V/60Hz

9.1.6TEST RESULTS

Please refer to the Attachment I.

10. MEASUREMENT INSTRUMENTS LIST

Conducted Emission Measurement					
Item	Kind of Equipment	Manufacturer	Type No.	Serial No.	Calibrated until
1	LISN	EMCO	3816/2	00052765	Mar. 28, 2016
2	LISN	R&S	ENV216	100087	Mar. 28, 2016
3	Test Cable	N/A	C_17	N/A	Mar. 13, 2016
4	EMI TEST RECEIVER	R&S	ESCS30	826547/022	Mar. 28, 2016
5	50Ω Terminator	SHX	TF2-3G-A	08122902	Mar. 28, 2016
6	Measurement Software	Farad	EZ-EMC Ver.NB-03A1-01	N/A	N/A

Radiated Emission Measurement					
Item	Kind of Equipment	Manufacturer	Type No.	Serial No.	Calibrated until
1	Antenna	Schwarbeck	VULB9160	9160-3232	Mar. 28, 2016
2	Amplifier	HP	8447D	2944A09673	Mar. 28, 2016
3	Receiver	AGILENT	N9038A	MY52130039	Sep. 30, 2015
4	Test Cable	N/A	C-01_CB03	N/A	Jul. 01, 2015
5	Controller	CT	SC100	N/A	N/A
6	Antenna	ETS	3115	00075789	Mar. 28, 2016
7	Amplifier	Agilent	8449B	3008A02274	Mar. 28, 2016
8	Receiver	AGILENT	N9038A	MY52130039	Sep. 30, 2015
9	Test Cable	HUBER+SUHNER	C-48	N/A	Apr. 29, 2016
10	Controller	CT	SC100	N/A	N/A
11	Broad-Band Horn Antenna	Schwarzbeck	BBHA 9170	9170319	Mar. 27, 2016
12	Microwave Preamplifier With Adaptor	EMC INSTRUMENT	EMC2654045	980039 & HA01	Mar. 27, 2016
13	Active Loop Antenna	R&S	HFH2-Z2	830749/020	Mar. 28, 2016
14	Measurement Software	Farad	EZ-EMC Ver.NB-03A1-01	N/A	N/A

Spectrum BandwidthMeasurement					
Item	Kind of Equipment	Manufacturer	Type No.	Serial No.	Calibrated until
1	Spectrum Analyzer	R&S	FSP 40	100185	Nov. 02, 2015

Maximum Conducted Output Power Measurement					
Item	Kind of Equipment	Manufacturer	Type No.	Serial No.	Calibrated until
1	P-series Power meter	Agilent	N1911A	MY45100473	Mar. 28, 2016
2	Wireband Power sensor	Agilent	N1921A	MY51100041	Mar. 28, 2016

Antenna Conducted Spurious Emission Measurement					
Item	Kind of Equipment	Manufacturer	Type No.	Serial No.	Calibrated until
1	Spectrum Analyzer	R&S	FSP 40	100185	Nov. 02, 2015

Power Spectral Density Measurement					
Item	Kind of Equipment	Manufacturer	Type No.	Serial No.	Calibrated until
1	Spectrum Analyzer	R&S	FSP 40	100185	Nov. 02, 2015

Frequency Stability Measurement					
Item	Kind of Equipment	Manufacturer	Type No.	Serial No.	Calibrated until
1	Spectrum Analyzer	R&S	FSP 40	100185	Nov. 02, 2015
2	Precision Oven Tester	HOLINK	H-T-1F-D	BA03101701	May. 24, 2015

Remark: ”N/A” denotes no model name, serial no. or calibration specified.
All calibration period of equipment list is one year.

ATTACHMENTA -CONDUCTED EMISSION

Test Mode:	TX Mode

Line

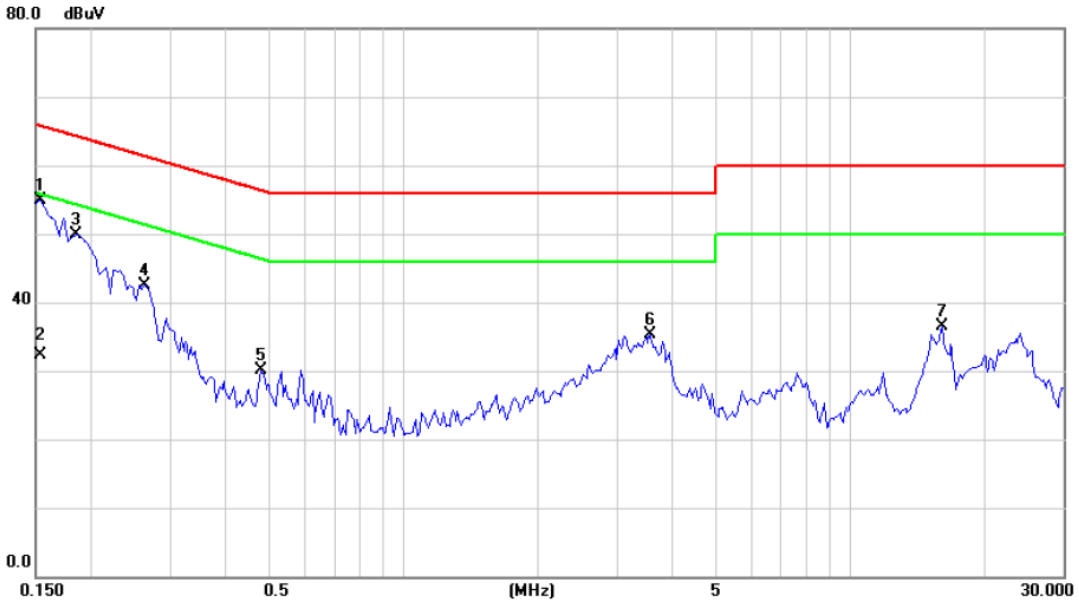

No.	Mk.	Freq.	Reading Level	Correct Factor	Measure-ment	Limit	Margin		
		MHz	dBuV	dB	dBuV	dBuV	dB	Detector	Comment
1	*	0.1540	45.45	9.54	54.99	65.78	-10.79	peak	
2		0.1540	22.80	9.54	32.34	55.78	-23.44	AVG	
3		0.1852	40.26	9.57	49.83	64.25	-14.42	peak	
4		0.2633	32.91	9.62	42.53	61.33	-18.80	peak	
5		0.4781	20.52	9.68	30.20	56.37	-26.17	peak	
6		3.5586	25.30	10.00	35.30	56.00	-20.70	peak	
7		16.0860	26.69	9.83	36.52	60.00	-23.48	peak	

Test Mode:	TX Mode

Neutral

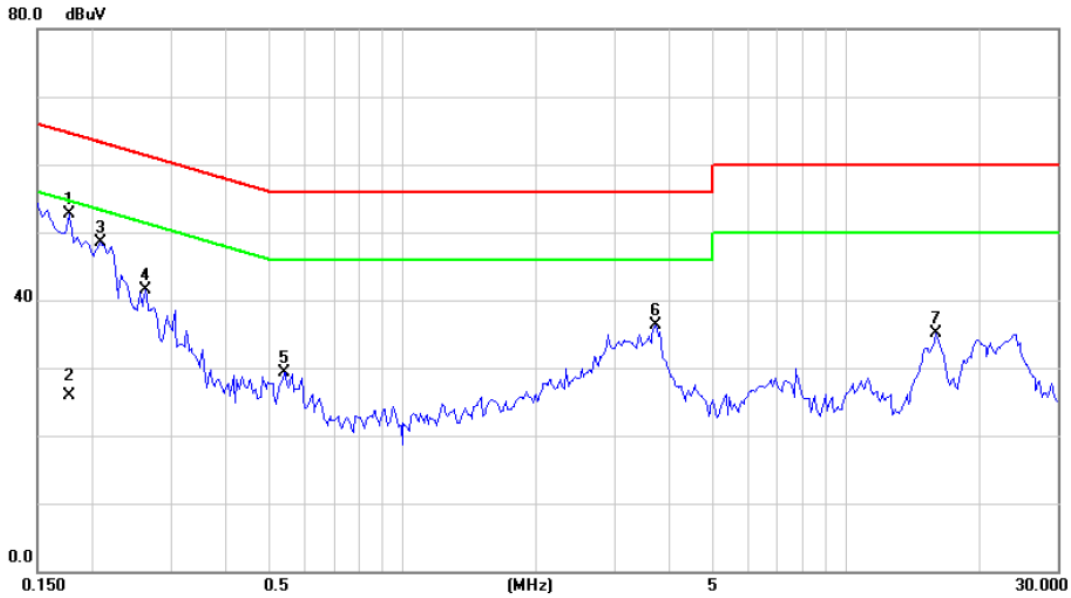

No.	Mk.	Freq.	Reading Level	Correct Factor	Measure-ment	Limit	Margin		
		MHz	dBuV	dB	dBuV	dBuV	dB	Detector	Comment
1	*	0.1773	43.17	9.48	52.65	64.61	-11.96	peak	
2		0.1773	16.40	9.48	25.88	54.61	-28.73	AVG	
3		0.2086	38.91	9.50	48.41	63.26	-14.85	peak	
4		0.2633	32.01	9.51	41.52	61.33	-19.81	peak	
5		0.5406	19.83	9.56	29.39	56.00	-26.61	peak	
6		3.7266	26.48	9.89	36.37	56.00	-19.63	peak	
7		15.9258	25.14	9.93	35.07	60.00	-24.93	peak	

ATTACHMENTB -RADIATED EMISSION (9KHZ TO 30MHZ)

Test Mode:	TX MODE

Frequency (MHz)	Ant 0°/90°	Read level dBuV/m	Factor (dB)	Measured(FS) (dBuV/m)	Limit (dBuV/m)	Margin (dB)	Note
0.0092	0°	7.51	24.9840	32.4940	128.3285	-95.8345	AVG
0.0092	0°	9.36	24.9840	34.3440	148.3285	-113.9845	PEAK
0.0218	0°	6.39	24.1860	30.5760	120.8351	-90.2591	AVG
0.0218	0°	8.17	24.1860	32.3560	140.8351	-108.4791	PEAK
0.0338	0°	4.39	23.4260	27.8160	117.0259	-89.2099	AVG
0.0338	0°	6.89	23.4260	30.3160	137.0259	-106.7099	PEAK
0.0456	0°	1.08	22.6787	23.7587	114.4249	-90.6663	AVG
0.0456	0°	3.55	22.6787	26.2287	134.4249	-108.1963	PEAK
0.4963	0°	20.36	19.8089	40.1689	73.6893	-33.5205	QP
1.7236	0°	24.23	19.5276	43.7576	69.5400	-25.7824	QP

Frequency (MHz)	Ant 0°/90°	Read level dBuV/m	Factor (dB)	Measured(FS) (dBuV/m)	Limit (dBuV/m)	Margin (dB)	Note
0.0089	90°	9.67	24.3000	33.9700	128.6164	-94.6464	AVG
0.0089	90°	11.51	24.3000	35.8100	148.6164	-112.8064	PEAK
0.0234	90°	7.66	24.0847	31.7447	120.2199	-88.4752	AVG
0.0234	90°	9.38	24.0847	33.4647	140.2199	-106.7552	PEAK
0.0323	90°	5.08	23.5210	28.6010	117.4202	-88.8192	AVG
0.0323	90°	7.16	23.5210	30.6810	137.4202	-106.7392	PEAK
0.0469	90°	2.76	22.5963	25.3563	114.1808	-88.8244	AVG
0.0469	90°	4.31	22.5963	26.9063	134.1808	-107.2744	PEAK
0.4911	90°	21.97	19.8214	41.7914	73.7808	-31.9895	QP
1.7238	90°	25.69	19.5276	45.2176	69.5400	-24.3224	QP

ATTACHMENTC -RADIATED EMISSION (30MHZ TO 1000MHZ)

Test Mode:	UNII-1/TX A Mode 5180MHz

Vertical

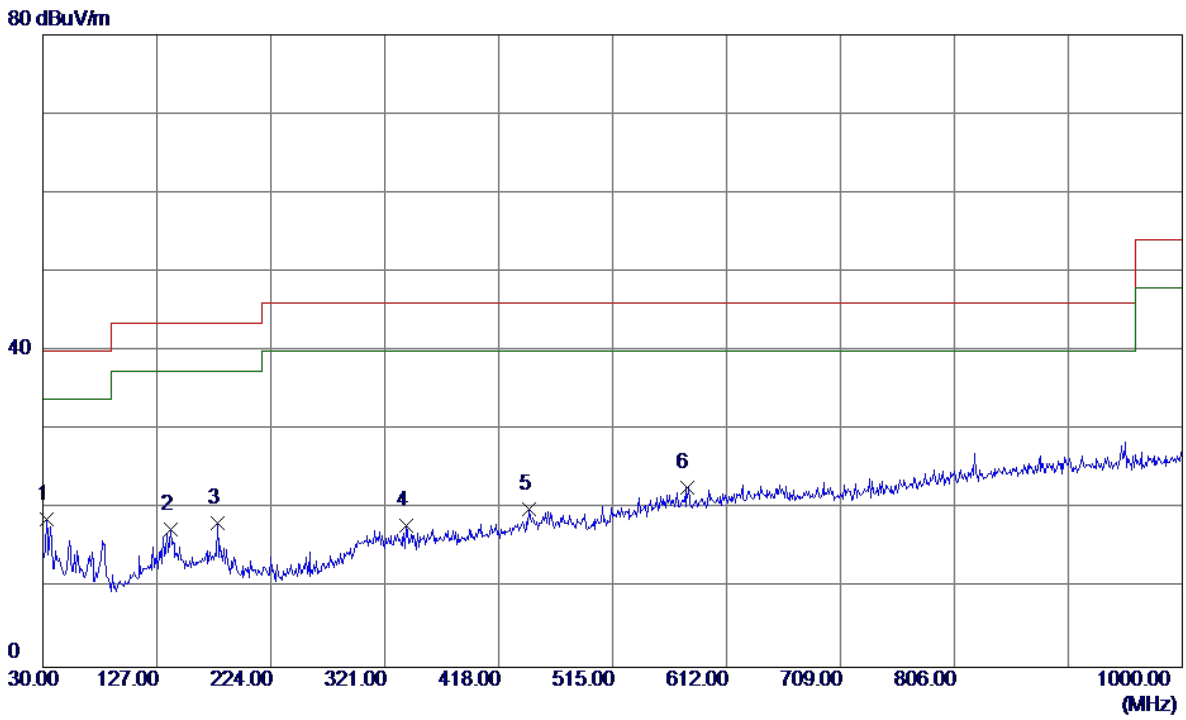

No.	Freq.	Reading Level	Correct Factor	Measure ment	Limit	Over		
	MHz	dBuV/m	dB	dBuV/m	dBuV/m	dB	Detector	Comment
1	32.9100	32.57	-13.89	18.68	40.00	-21.32	Peak	
2	138.6400	31.42	-13.94	17.48	43.50	-26.02	Peak	
3	178.4100	30.99	-12.77	18.22	43.50	-25.28	Peak	
4	339.4300	28.86	-10.91	17.95	46.00	-28.05	Peak	
5	444.1900	29.52	-9.52	20.00	46.00	-26.00	Peak	
6	578.0500	29.77	-7.01	22.76	46.00	-23.24	Peak	

Test Mode:	UNII-1/TX A Mode 5180MHz

Horizontal

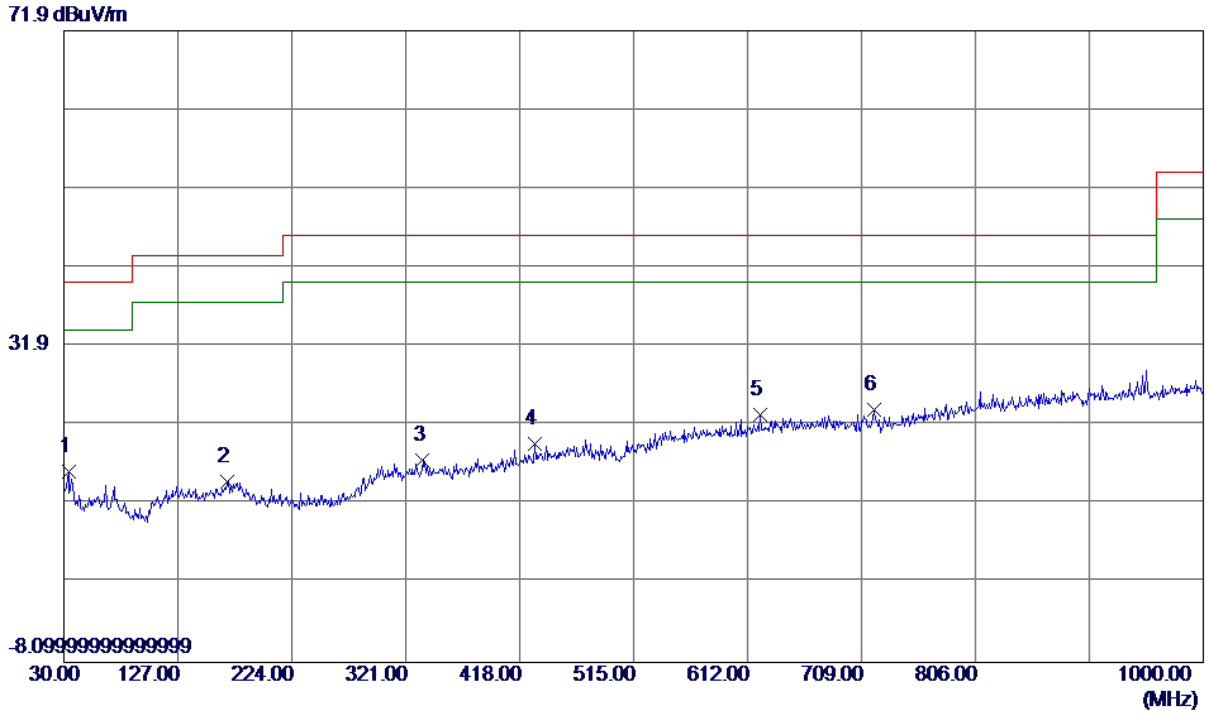

No.	Freq.	Reading Level	Correct Factor	Measure ment	Limit	Over		
	MHz	dBuV/m	dB	dBuV/m	dBuV/m	dB	Detector	Comment
1	33.8800	29.90	-13.91	15.99	40.00	-24.01	Peak	
2	168.7100	27.84	-12.99	14.85	43.50	-28.65	Peak	
3	335.5500	28.41	-10.90	17.51	46.00	-28.49	Peak	
4	430.6100	29.56	-9.92	19.64	46.00	-26.36	Peak	
5	622.6700	29.54	-6.33	23.21	46.00	-22.79	Peak	
6	719.6700	29.70	-5.86	23.84	46.00	-22.16	Peak	

Test Mode:	UNII-1/TX A Mode 5200MHz

Vertical

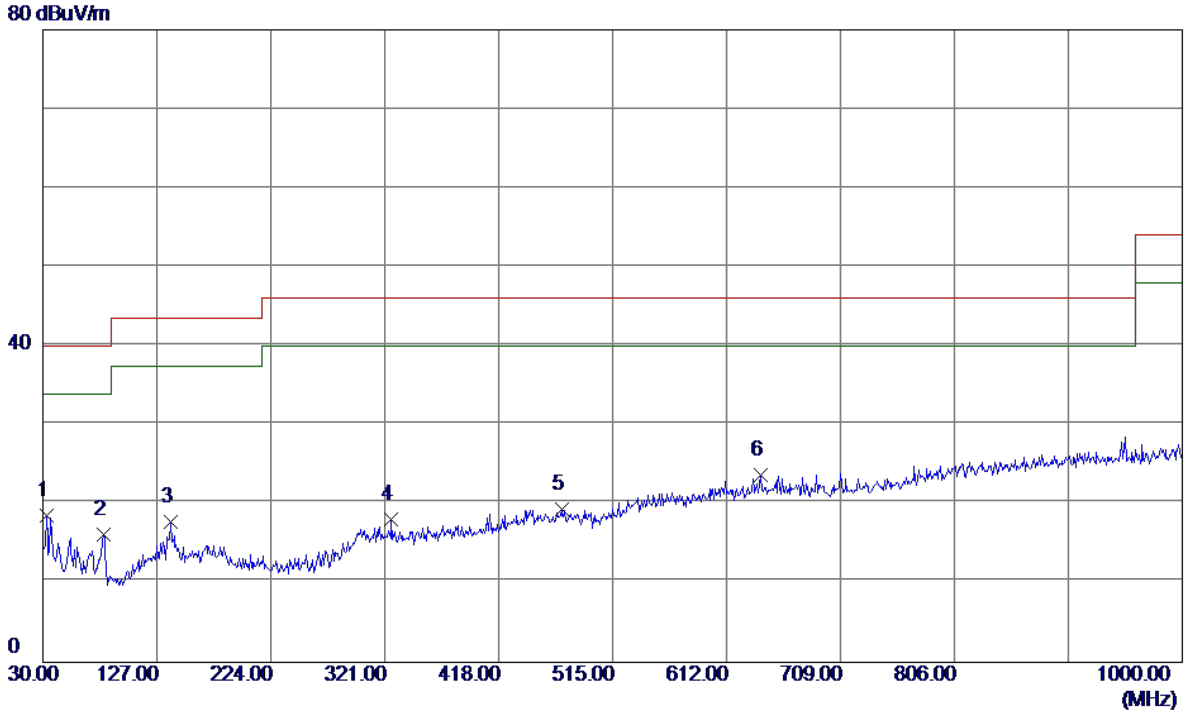

No.	Freq.	Reading Level	Correct Factor	Measure ment	Limit	Over		
	MHz	dBuV/m	dB	dBuV/m	dBuV/m	dB	Detector	Comment
1	32.9100	32.52	-13.89	18.63	40.00	-21.37	Peak	
2	81.4100	32.24	-16.13	16.11	40.00	-23.89	Peak	
3	138.6400	31.64	-13.94	17.70	43.50	-25.80	Peak	
4	326.8200	28.89	-10.88	18.01	46.00	-27.99	Peak	
5	471.3500	28.88	-9.54	19.34	46.00	-26.66	Peak	
6	641.1000	29.69	-5.98	23.71	46.00	-22.29	Peak	

Test Mode:	UNII-1/TX A Mode 5200MHz

Horizontal

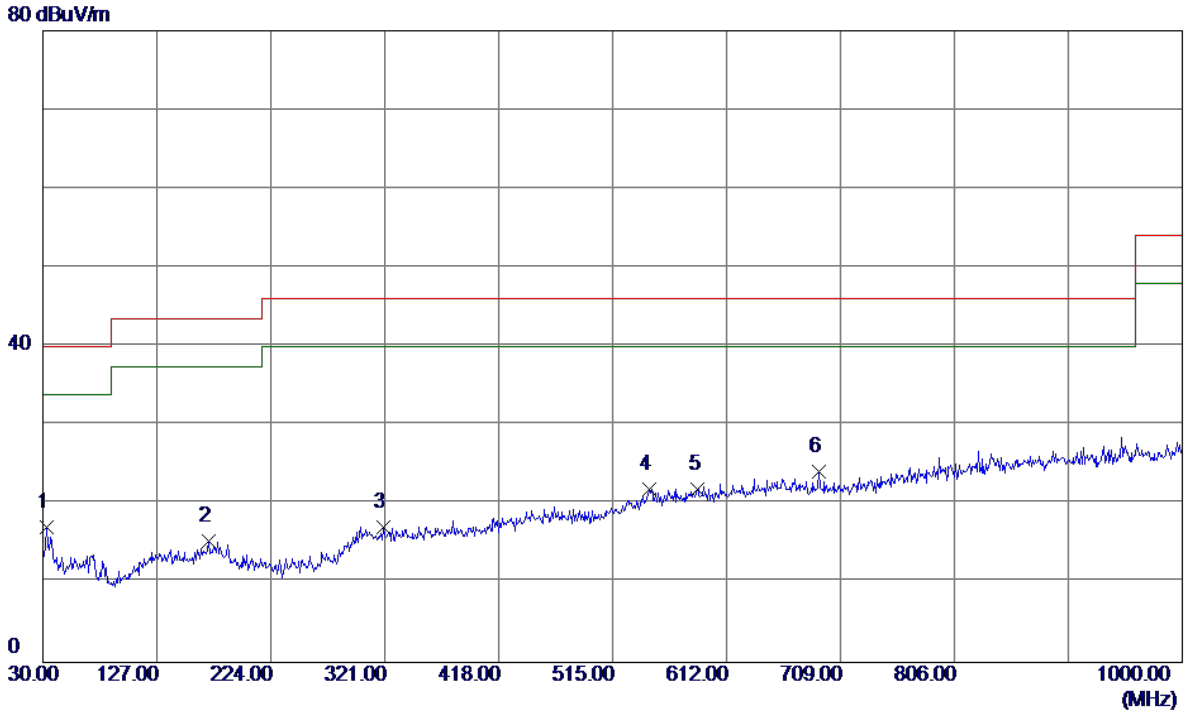

No.	Freq.	Reading Level	Correct Factor	Measure ment	Limit	Over		
	MHz	dBuV/m	dB	dBuV/m	dBuV/m	dB	Detector	Comment
1	32.9100	31.01	-13.89	17.12	40.00	-22.88	Peak	
2	171.6200	28.27	-12.86	15.41	43.50	-28.09	Peak	
3	320.0300	27.97	-10.86	17.11	46.00	-28.89	Peak	
4	546.0400	29.45	-7.53	21.92	46.00	-24.08	Peak	
5	587.7500	28.85	-6.90	21.95	46.00	-24.05	Peak	
6	690.5700	30.23	-6.04	24.19	46.00	-21.81	Peak	

Test Mode:	UNII-1/TX A Mode 5240MHz

Vertical

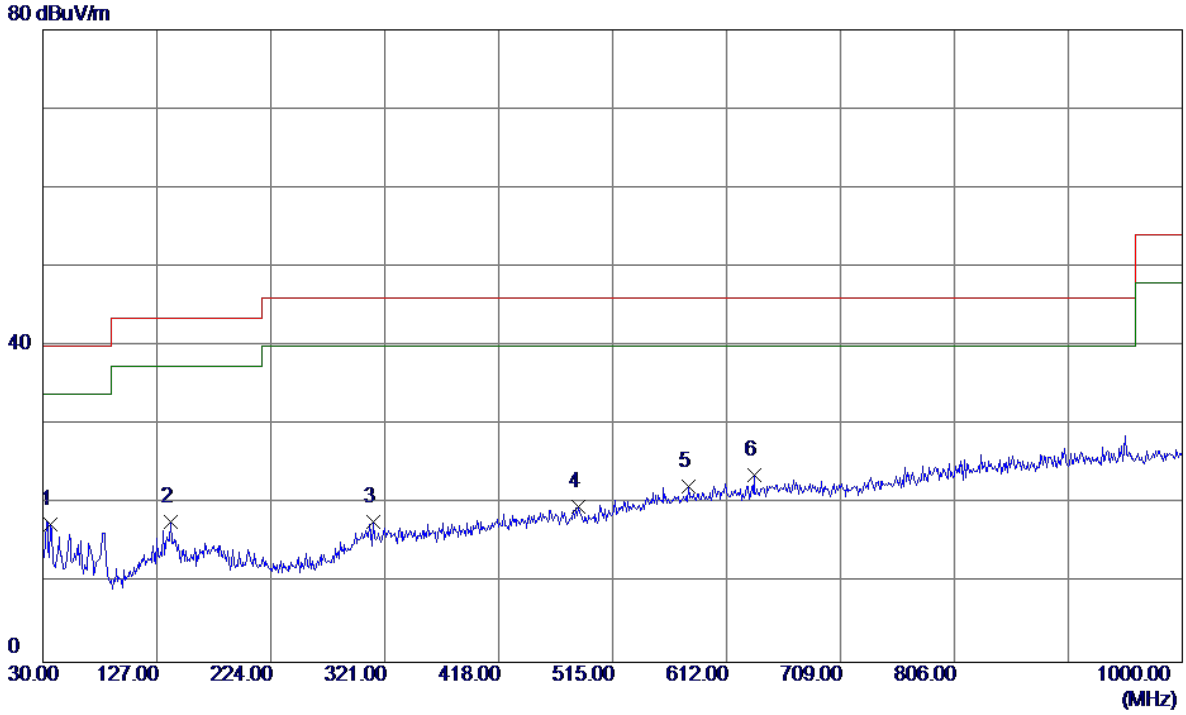

No.	Freq.	Reading Level	Correct Factor	Measure ment	Limit	Over		
	MHz	dBuV/m	dB	dBuV/m	dBuV/m	dB	Detector	Comment
1	36.7900	32.10	-14.61	17.49	40.00	-22.51	Peak	
2	138.6400	31.64	-13.94	17.70	43.50	-25.80	Peak	
3	311.3000	28.62	-10.83	17.79	46.00	-28.21	Peak	
4	485.9000	29.37	-9.67	19.70	46.00	-26.30	Peak	
5	579.9900	29.21	-6.99	22.22	46.00	-23.78	Peak	
6	635.2800	29.73	-6.09	23.64	46.00	-22.36	Peak	

Test Mode:	UNII-1/TX A Mode 5240MHz

Horizontal

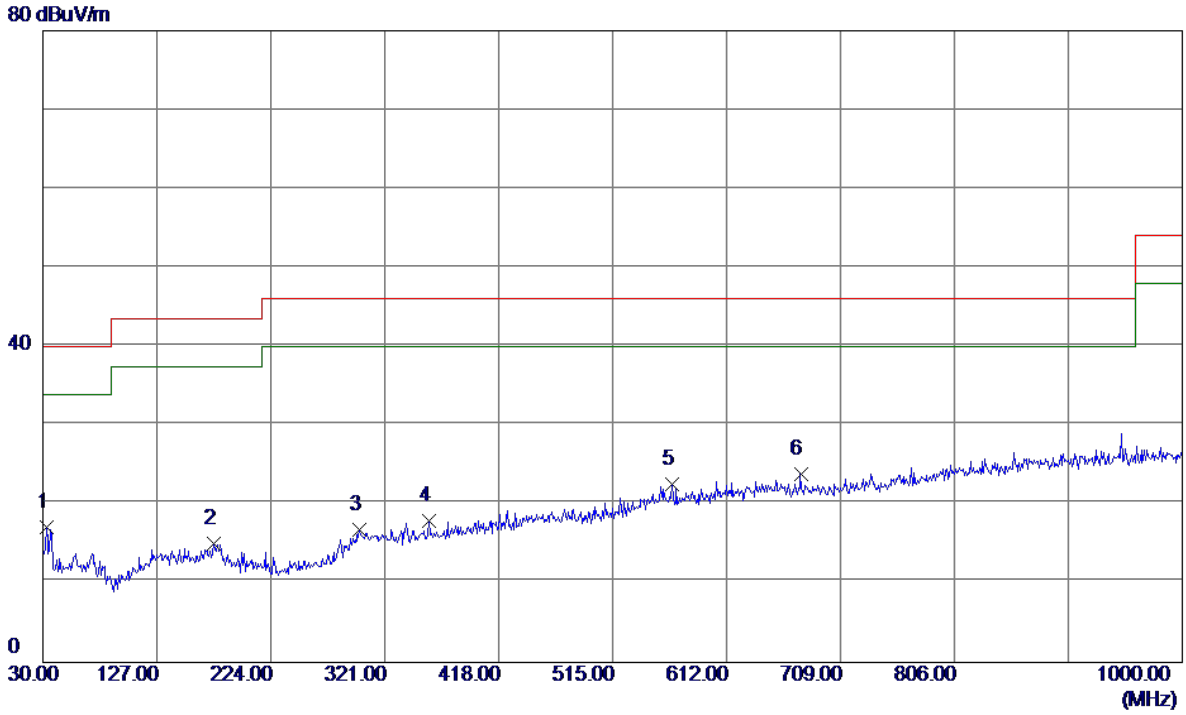

No.	Freq.	Reading Level	Correct Factor	Measure ment	Limit	Over		
	MHz	dBuV/m	dB	dBuV/m	dBuV/m	dB	Detector	Comment
1	32.9100	30.94	-13.89	17.05	40.00	-22.95	Peak	
2	175.5000	27.84	-12.80	15.04	43.50	-28.46	Peak	
3	299.6600	27.62	-10.85	16.77	46.00	-29.23	Peak	
4	358.8299	28.90	-10.92	17.98	46.00	-28.02	Peak	
5	565.4400	29.66	-7.16	22.50	46.00	-23.50	Peak	
6	675.0500	29.74	-5.95	23.79	46.00	-22.21	Peak	

Test Mode:	UNII-2A/TX A Mode 5260MHz

Vertical

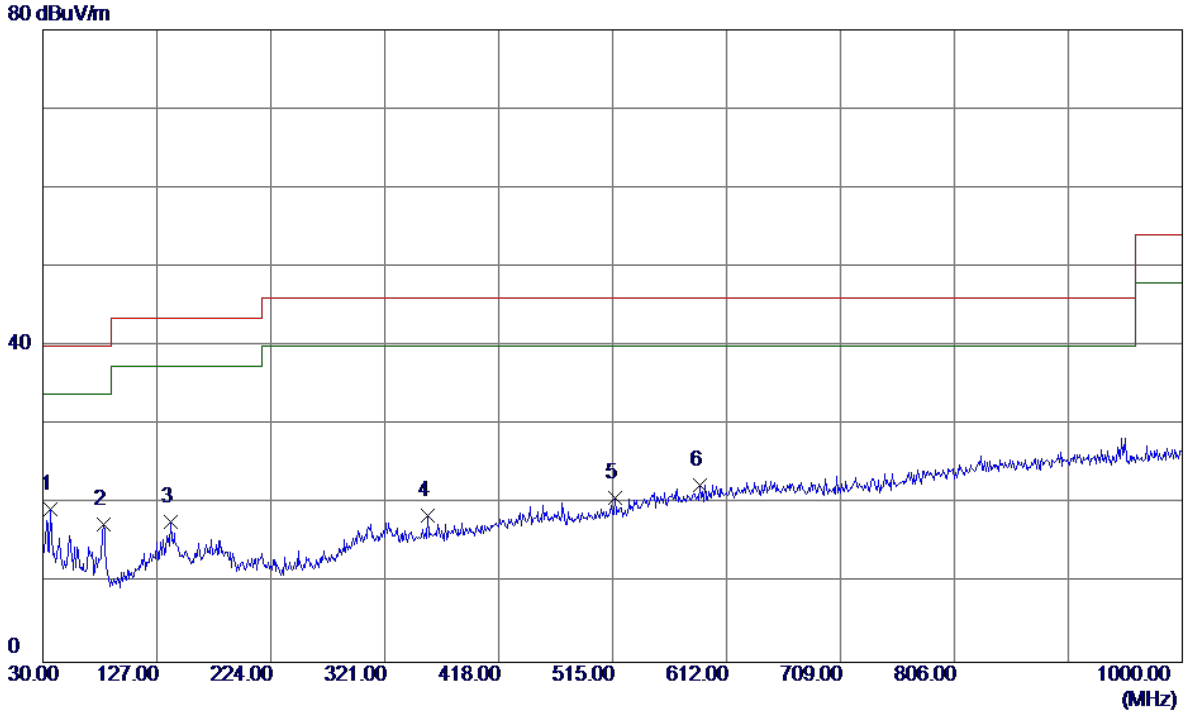

No.	Freq.	Reading Level	Correct Factor	Measure ment	Limit	Over		
	MHz	dBuV/m	dB	dBuV/m	dBuV/m	dB	Detector	Comment
1	36.7900	34.02	-14.61	19.41	40.00	-20.59	Peak	
2	81.4100	33.50	-16.13	17.37	40.00	-22.63	Peak	
3	138.6400	31.70	-13.94	17.76	43.50	-25.74	Peak	
4	357.8599	29.45	-10.92	18.53	46.00	-27.47	Peak	
5	516.9400	29.73	-8.96	20.77	46.00	-25.23	Peak	
6	589.6900	29.32	-6.88	22.44	46.00	-23.56	Peak	

Test Mode:	UNII-2A/TX A Mode 5260MHz

Horizontal

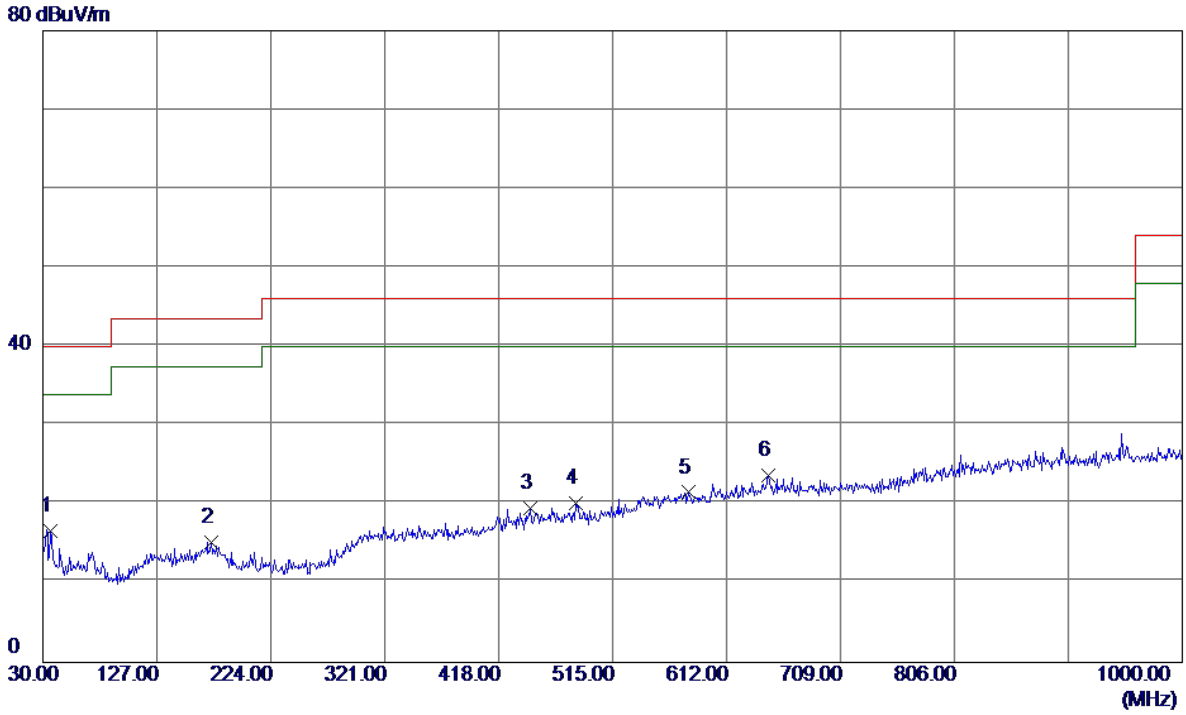

No.	Freq.	Reading Level	Correct Factor	Measure ment	Limit	Over		
	MHz	dBuV/m	dB	dBuV/m	dBuV/m	dB	Detector	Comment
1	36.7900	31.31	-14.61	16.70	40.00	-23.30	Peak	
2	173.5600	28.09	-12.83	15.26	43.50	-28.24	Peak	
3	445.1600	29.07	-9.49	19.58	46.00	-26.42	Peak	
4	483.9600	29.83	-9.65	20.18	46.00	-25.82	Peak	
5	579.9900	28.51	-6.99	21.52	46.00	-24.48	Peak	
6	647.8900	29.50	-5.85	23.65	46.00	-22.35	Peak	

Test Mode:	UNII-2A/TX A Mode 5300MHz

Vertical

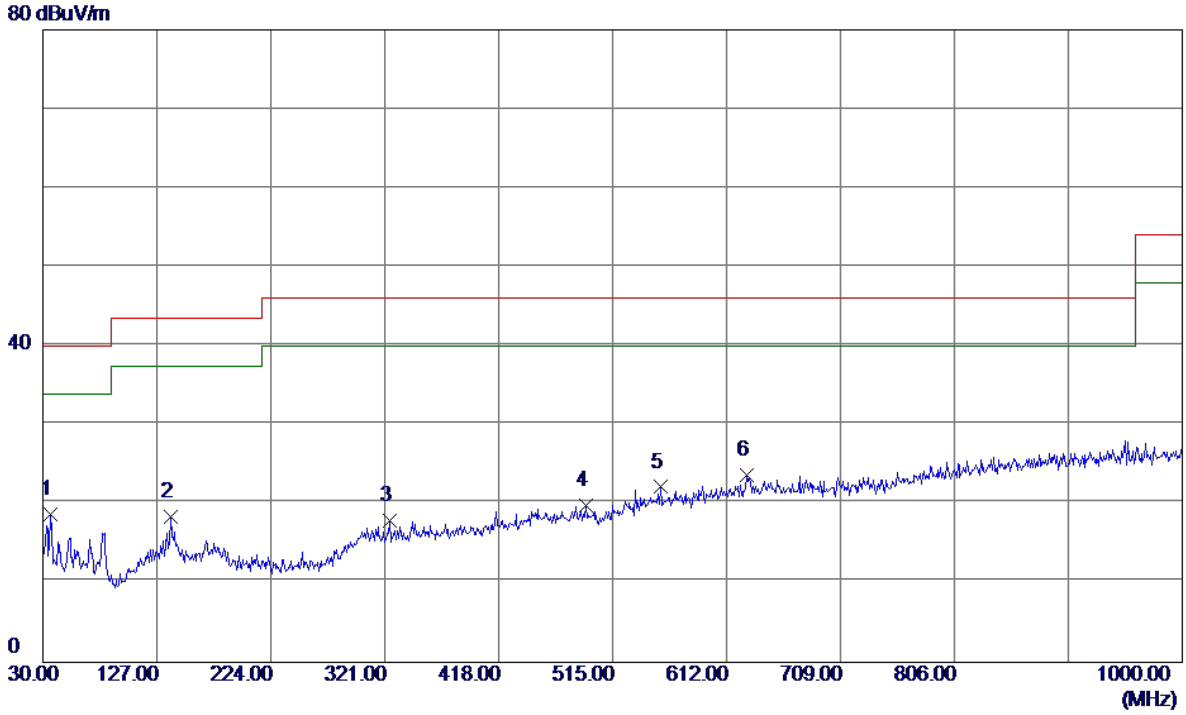

No.	Freq.	Reading Level	Correct Factor	Measure ment	Limit	Over		
	MHz	dBuV/m	dB	dBuV/m	dBuV/m	dB	Detector	Comment
1	36.7900	33.40	-14.61	18.79	40.00	-21.21	Peak	
2	138.6400	32.41	-13.94	18.47	43.50	-25.03	Peak	
3	324.8800	28.76	-10.87	17.89	46.00	-28.11	Peak	
4	492.6900	29.50	-9.73	19.77	46.00	-26.23	Peak	
5	555.7400	29.43	-7.27	22.16	46.00	-23.84	Peak	
6	629.4600	29.83	-6.20	23.63	46.00	-22.37	Peak	

Test Mode:	UNII-2A/TX A Mode 5300MHz

Horizontal

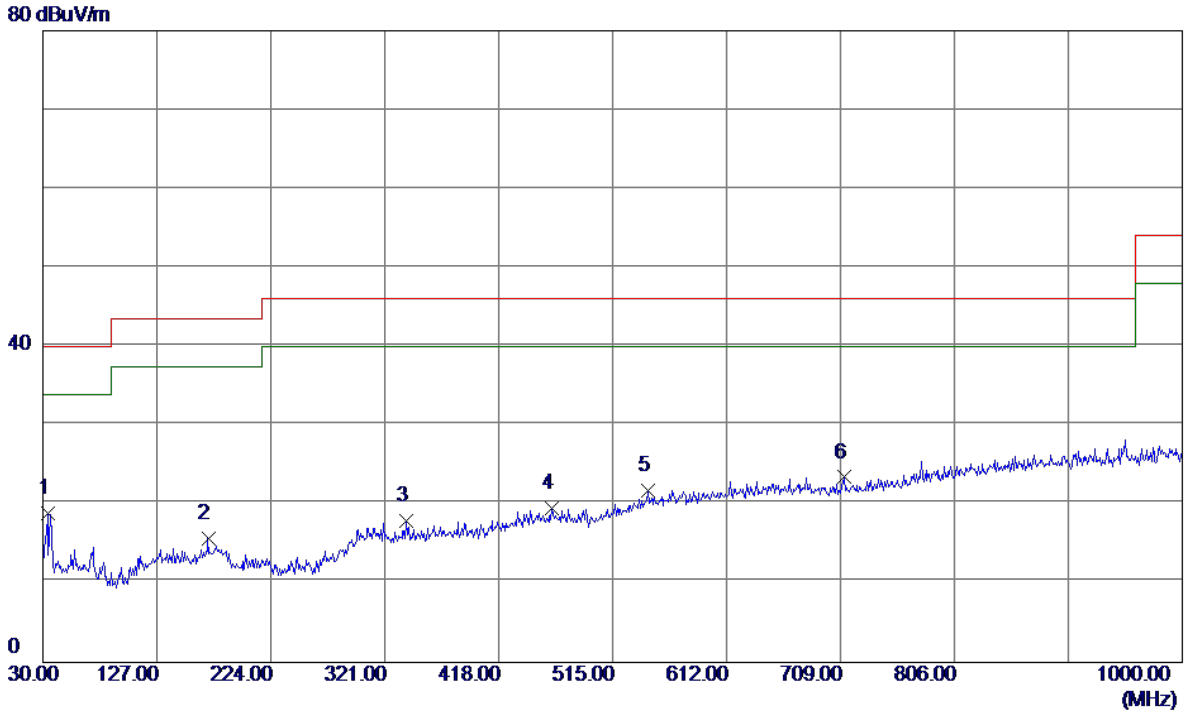

No.	Freq.	Reading Level	Correct Factor	Measure ment	Limit	Over		
	MHz	dBuV/m	dB	dBuV/m	dBuV/m	dB	Detector	Comment
1	33.8800	32.72	-13.91	18.81	40.00	-21.19	Peak	
2	170.6500	28.48	-12.87	15.61	43.50	-27.89	Peak	
3	339.4300	28.80	-10.91	17.89	46.00	-28.11	Peak	
4	463.5900	29.02	-9.47	19.55	46.00	-26.45	Peak	
5	545.0700	29.31	-7.58	21.73	46.00	-24.27	Peak	
6	711.9099	29.39	-5.95	23.44	46.00	-22.56	Peak	

Test Mode:	UNII-2A/TX A Mode 5320MHz

Vertical

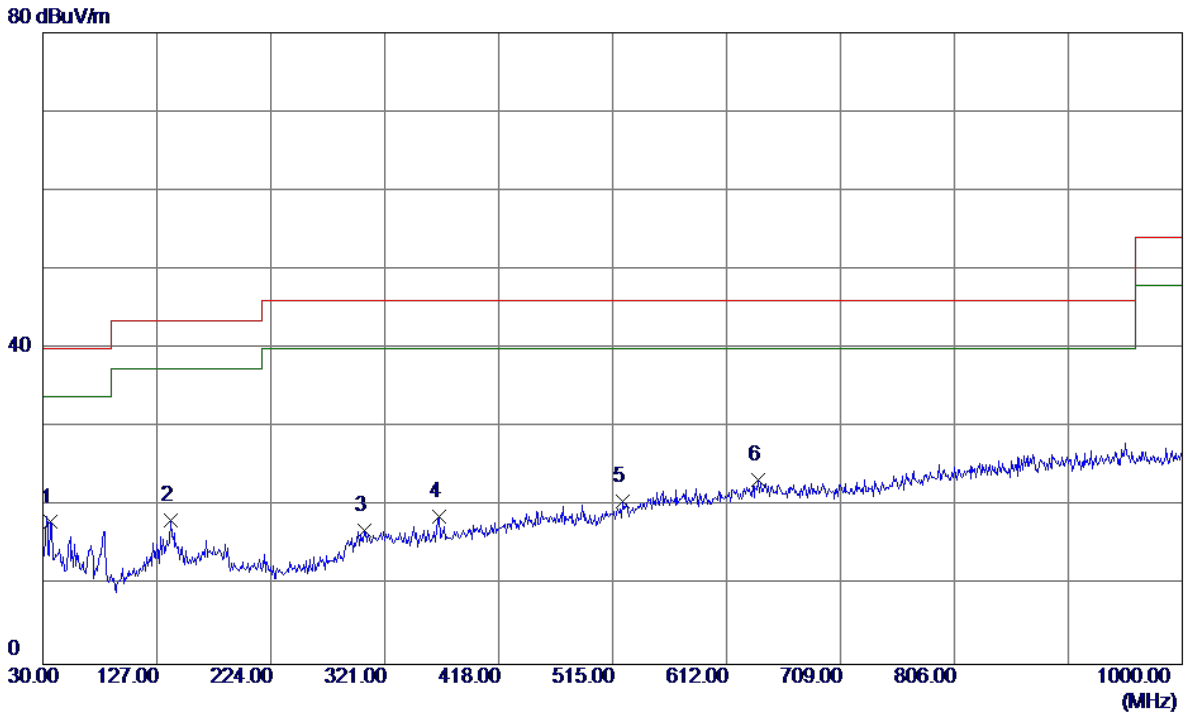

No.	Freq.	Reading Level	Correct Factor	Measure ment	Limit	Over		
	MHz	dBuV/m	dB	dBuV/m	dBuV/m	dB	Detector	Comment
1	36.7900	32.61	-14.61	18.00	40.00	-22.00	Peak	
2	138.6400	32.24	-13.94	18.30	43.50	-25.20	Peak	
3	303.5400	27.84	-10.81	17.03	46.00	-28.97	Peak	
4	367.5600	29.55	-10.90	18.65	46.00	-27.35	Peak	
5	523.7300	29.34	-8.63	20.71	46.00	-25.29	Peak	
6	639.1599	29.33	-6.01	23.32	46.00	-22.68	Peak	

Test Mode:	UNII-2A/TX A Mode 5320MHz

Horizontal

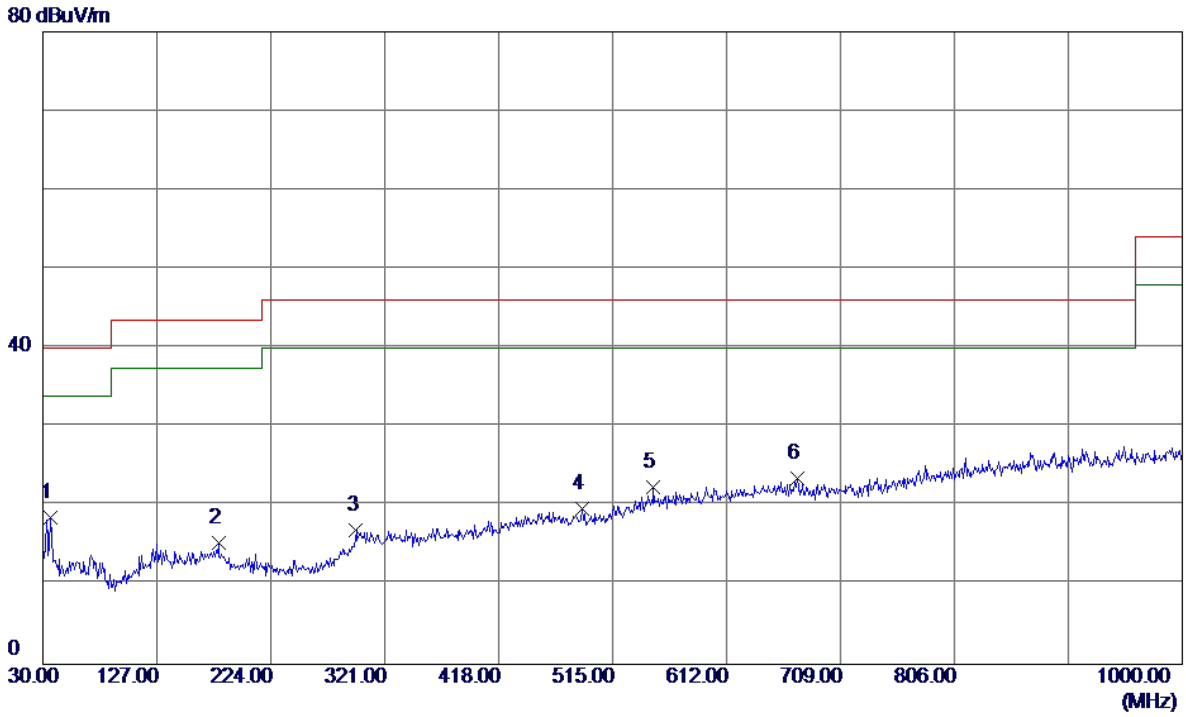

No.	Freq.	Reading Level	Correct Factor	Measure ment	Limit	Over		
	MHz	dBuV/m	dB	dBuV/m	dBuV/m	dB	Detector	Comment
1	36.7900	33.13	-14.61	18.52	40.00	-21.48	Peak	
2	179.3800	28.09	-12.75	15.34	43.50	-28.16	Peak	
3	296.7500	28.29	-11.29	17.00	46.00	-29.00	Peak	
4	488.8100	29.39	-9.69	19.70	46.00	-26.30	Peak	
5	549.9200	29.78	-7.34	22.44	46.00	-23.56	Peak	
6	672.1400	29.42	-5.93	23.49	46.00	-22.51	Peak	

Test Mode:	UNII-2C/TX A Mode 5500MHz

Vertical

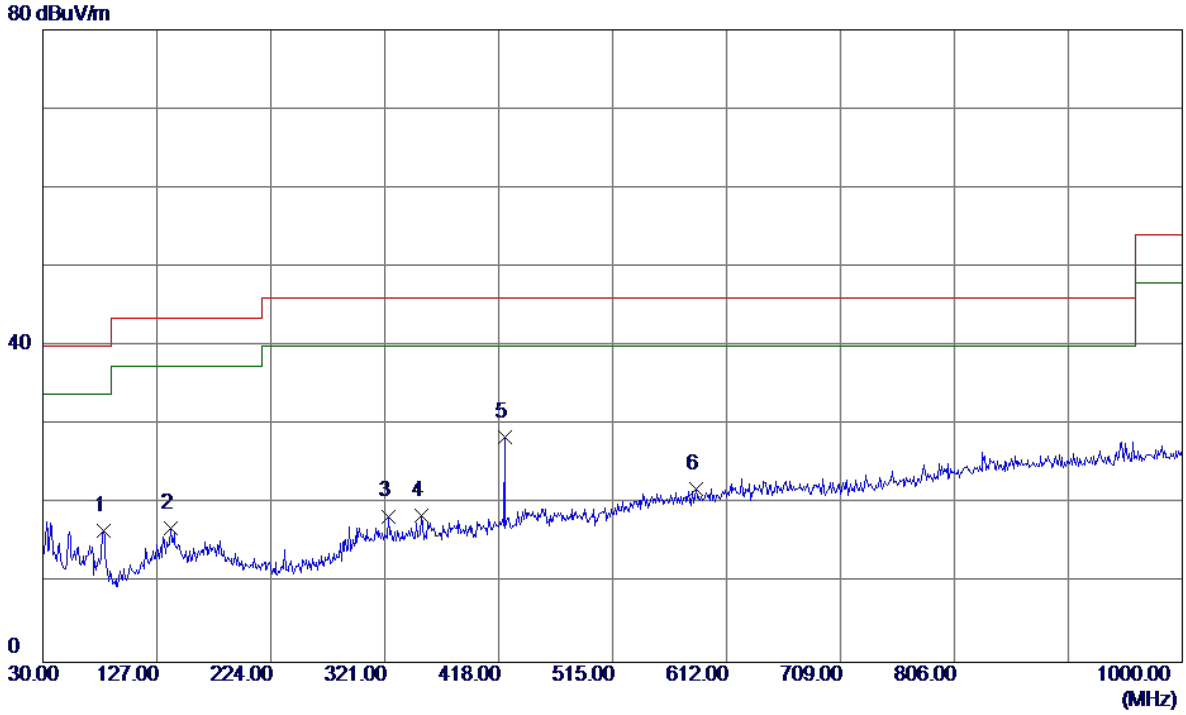

No.	Freq.	Reading Level	Correct Factor	Measure ment	Limit	Over		
	MHz	dBuV/m	dB	dBuV/m	dBuV/m	dB	Detector	Comment
1	81.4100	32.81	-16.13	16.68	40.00	-23.32	Peak	
2	138.6400	30.87	-13.94	16.93	43.50	-26.57	Peak	
3	323.9100	29.35	-10.87	18.48	46.00	-27.52	Peak	
4	352.0400	29.44	-10.94	18.50	46.00	-27.50	Peak	
5	422.8500	38.60	-10.15	28.45	46.00	-17.55	Peak	
6	585.8100	28.77	-6.92	21.85	46.00	-24.15	Peak	

Test Mode:	UNII-2C/TX A Mode 5500MHz

Horizontal

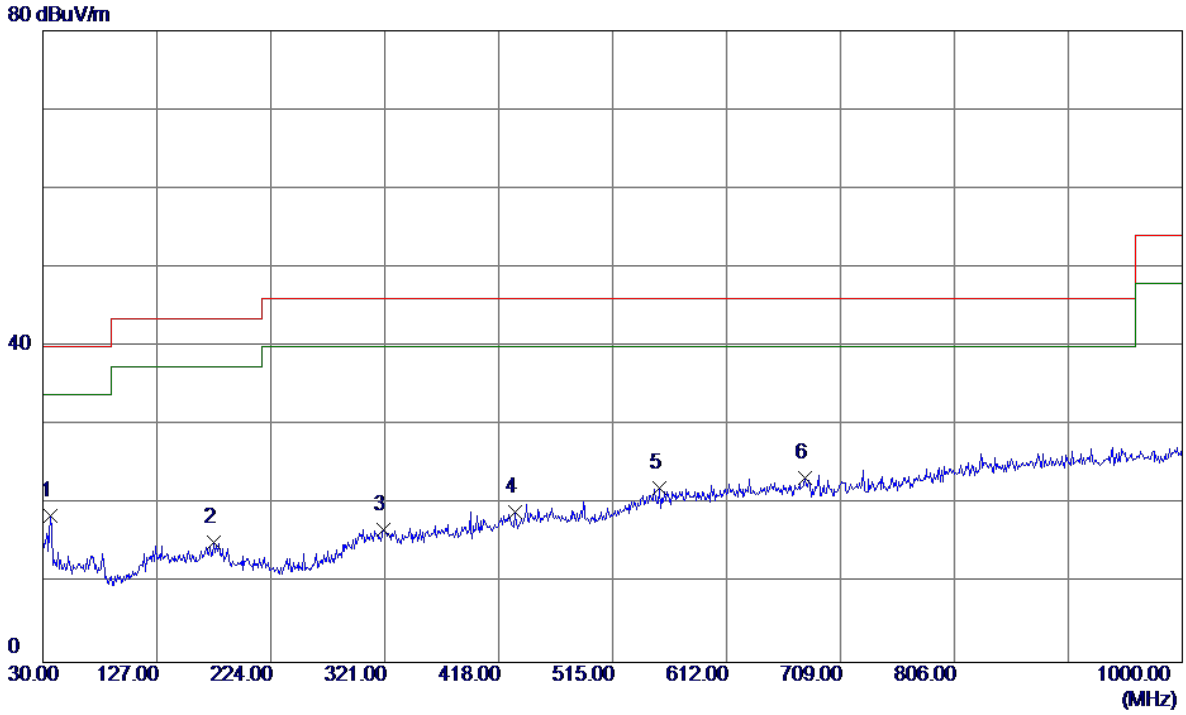

No.	Freq.	Reading Level	Correct Factor	Measure ment	Limit	Over		
	MHz	dBuV/m	dB	dBuV/m	dBuV/m	dB	Detector	Comment
1	36.7900	33.19	-14.61	18.58	40.00	-21.42	Peak	
2	175.5000	27.98	-12.80	15.18	43.50	-28.32	Peak	
3	320.0300	27.63	-10.86	16.77	46.00	-29.23	Peak	
4	431.5800	28.92	-9.89	19.03	46.00	-26.97	Peak	
5	554.7700	29.35	-7.28	22.07	46.00	-23.93	Peak	
6	678.9300	29.28	-5.97	23.31	46.00	-22.69	Peak	

Test Mode:	UNII-2C/TX A Mode 5580MHz

Vertical

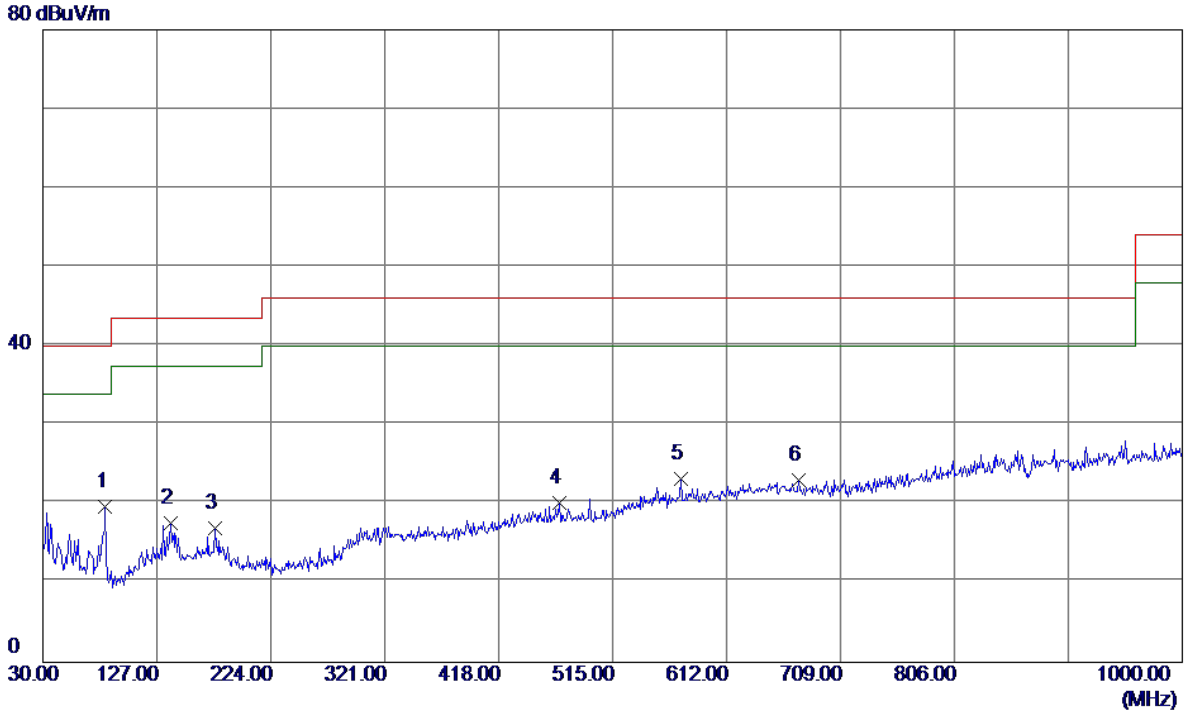

No.	Freq.	Reading Level	Correct Factor	Measure ment	Limit	Over		
	MHz	dBuV/m	dB	dBuV/m	dBuV/m	dB	Detector	Comment
1	83.3500	36.05	-16.31	19.74	40.00	-20.26	Peak	
2	138.6400	31.51	-13.94	17.57	43.50	-25.93	Peak	
3	176.4700	29.79	-12.79	17.00	43.50	-26.50	Peak	
4	469.4100	29.72	-9.52	20.20	46.00	-25.80	Peak	
5	573.2000	30.23	-7.07	23.16	46.00	-22.84	Peak	
6	673.1100	28.97	-5.94	23.03	46.00	-22.97	Peak	

Test Mode:	UNII-2C/TX A Mode 5580MHz

Horizontal

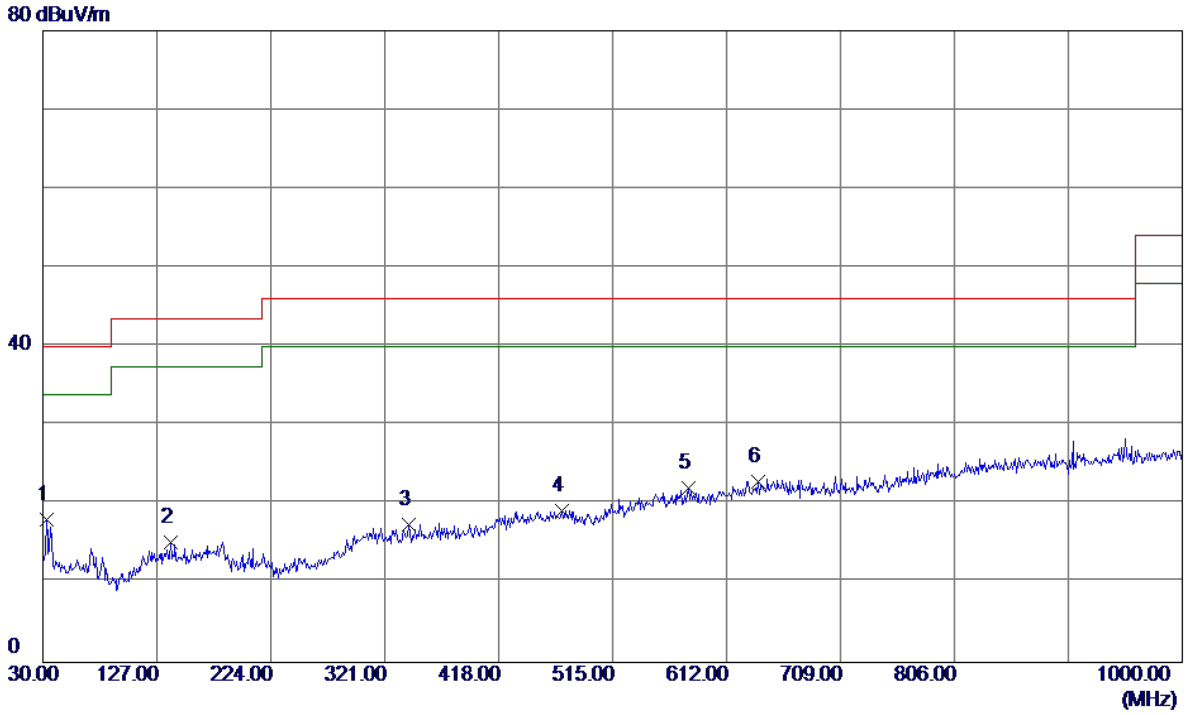

No.	Freq.	Reading Level	Correct Factor	Measure ment	Limit	Over		
	MHz	dBuV/m	dB	dBuV/m	dBuV/m	dB	Detector	Comment
1	32.9100	32.00	-13.89	18.11	40.00	-21.89	Peak	
2	138.6400	29.17	-13.94	15.23	43.50	-28.27	Peak	
3	341.3700	28.32	-10.92	17.40	46.00	-28.60	Peak	
4	471.3500	28.73	-9.54	19.19	46.00	-26.81	Peak	
5	579.9900	29.00	-6.99	22.01	46.00	-23.99	Peak	
6	639.1599	28.83	-6.01	22.82	46.00	-23.18	Peak	

Test Mode:	UNII-2C/TX A Mode 5700MHz

Vertical

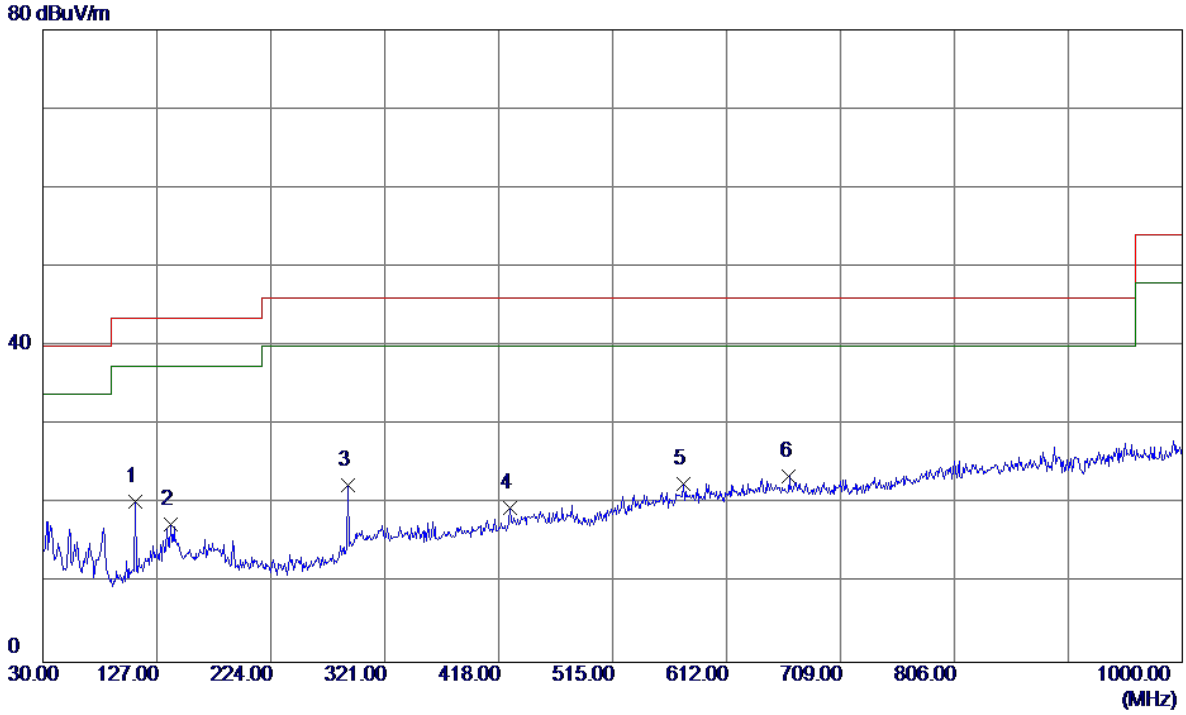

No.	Freq.	Reading Level	Correct Factor	Measure ment	Limit	Over		
	MHz	dBuV/m	dB	dBuV/m	dBuV/m	dB	Detector	Comment
1	108.5700	35.61	-15.34	20.27	43.50	-23.23	Peak	
2	138.6400	31.40	-13.94	17.46	43.50	-26.04	Peak	
3	289.9600	34.76	-12.31	22.45	46.00	-23.55	Peak	
4	427.7000	29.47	-10.01	19.46	46.00	-26.54	Peak	
5	575.1400	29.55	-7.05	22.50	46.00	-23.50	Peak	
6	665.3500	29.40	-5.90	23.50	46.00	-22.50	Peak	

Test Mode:	UNII-2C/TX A Mode 5700MHz

Horizontal

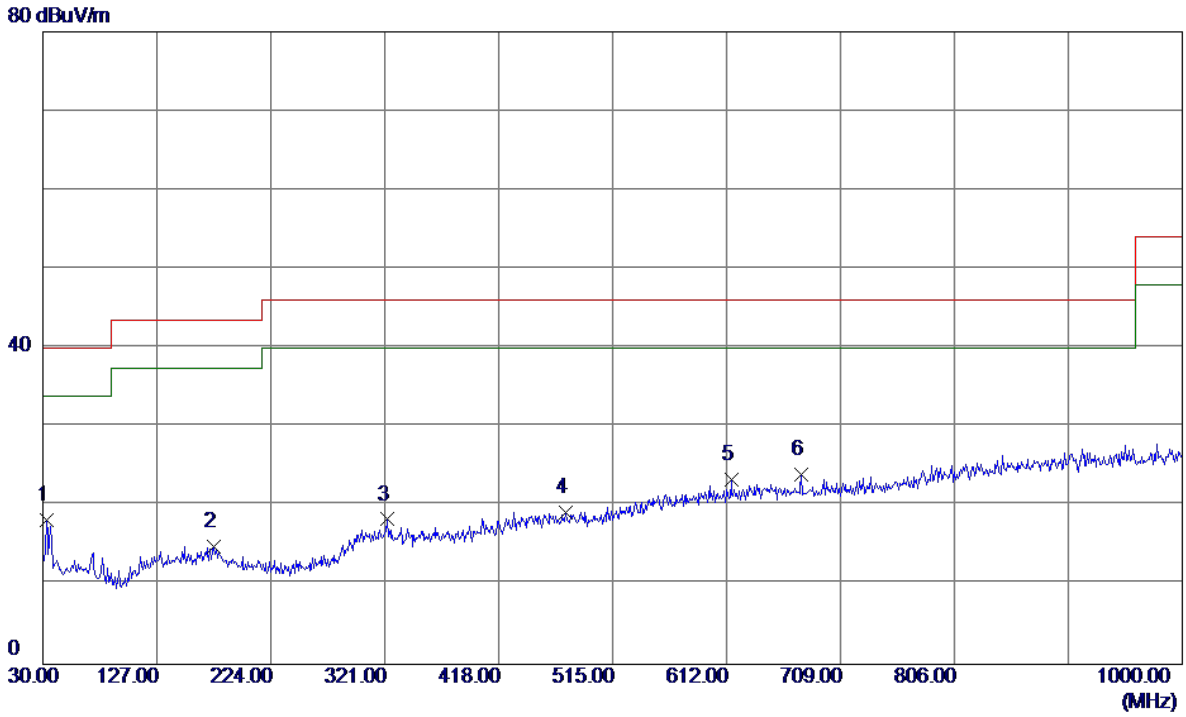

No.	Freq.	Reading Level	Correct Factor	Measure ment	Limit	Over		
	MHz	dBuV/m	dB	dBuV/m	dBuV/m	dB	Detector	Comment
1	32.9100	32.13	-13.89	18.24	40.00	-21.76	Peak	
2	175.5000	27.70	-12.80	14.90	43.50	-28.60	Peak	
3	322.9400	29.18	-10.86	18.32	46.00	-27.68	Peak	
4	475.2300	28.77	-9.57	19.20	46.00	-26.80	Peak	
5	615.8800	29.77	-6.46	23.31	46.00	-22.69	Peak	
6	676.0200	30.01	-5.96	24.05	46.00	-21.95	Peak	

Test Mode:	UNII-3/TX A Mode 5745MHz

Vertical

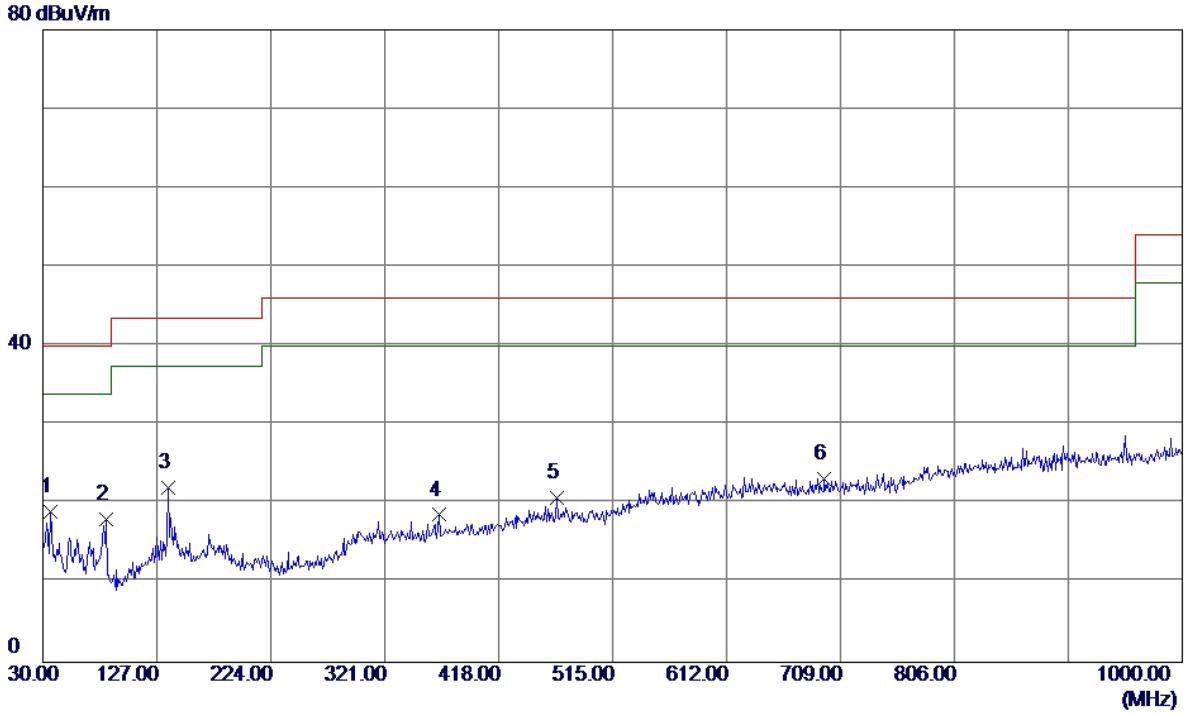

No.	Freq.	Reading Level	Correct Factor	Measure ment	Limit	Over		
	MHz	dBuV/m	dB	dBuV/m	dBuV/m	dB	Detector	Comment
1	36.7900	33.64	-14.61	19.03	40.00	-20.97	Peak	
2	84.3200	34.56	-16.41	18.15	40.00	-21.85	Peak	
3	136.7000	35.92	-13.88	22.04	43.50	-21.46	Peak	
4	367.5600	29.54	-10.90	18.64	46.00	-27.36	Peak	
5	467.4700	30.29	-9.50	20.79	46.00	-25.21	Peak	
6	695.4200	29.23	-6.07	23.16	46.00	-22.84	Peak	

Test Mode:	UNII-3/TX A Mode 5745MHz

Horizontal

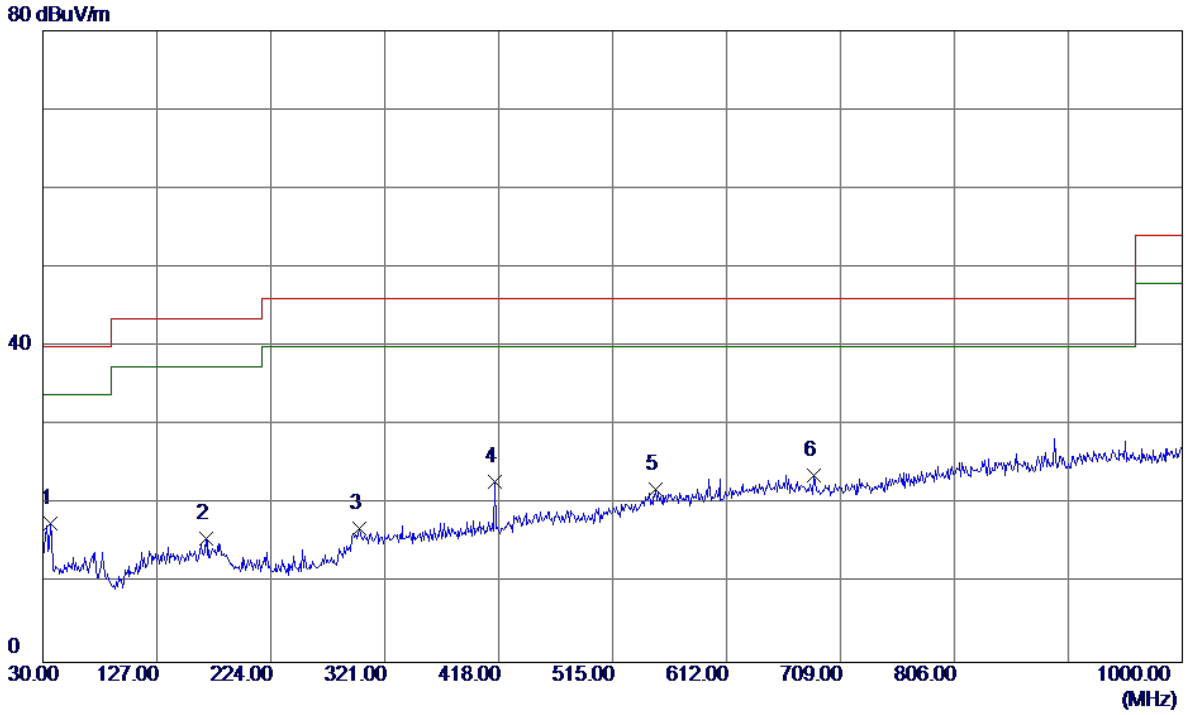

No.	Freq.	Reading Level	Correct Factor	Measure ment	Limit	Over		
	MHz	dBuV/m	dB	dBuV/m	dBuV/m	dB	Detector	Comment
1	36.7900	32.27	-14.61	17.66	40.00	-22.34	Peak	
2	168.7100	28.63	-12.99	15.64	43.50	-27.86	Peak	
3	299.6600	27.77	-10.85	16.92	46.00	-29.08	Peak	
4	415.0900	33.23	-10.38	22.85	46.00	-23.15	Peak	
5	551.8600	29.29	-7.32	21.97	46.00	-24.03	Peak	
6	686.6900	29.77	-6.02	23.75	46.00	-22.25	Peak	

Test Mode:	UNII-3/TX A Mode 5785MHz

Vertical

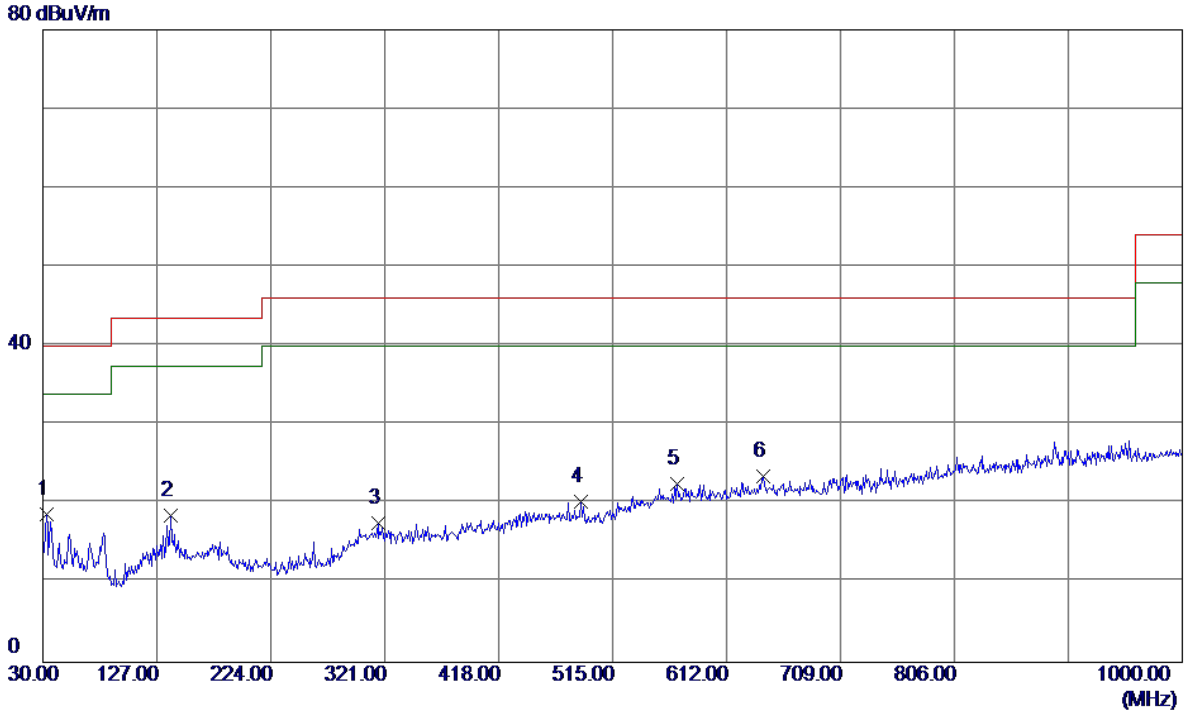

No.	Freq.	Reading Level	Correct Factor	Measure ment	Limit	Over		
	MHz	dBuV/m	dB	dBuV/m	dBuV/m	dB	Detector	Comment
1	32.9100	32.66	-13.89	18.77	40.00	-21.23	Peak	
2	138.6400	32.44	-13.94	18.50	43.50	-25.00	Peak	
3	315.1800	28.41	-10.84	17.57	46.00	-28.43	Peak	
4	487.8400	30.05	-9.68	20.37	46.00	-25.63	Peak	
5	570.2900	29.65	-7.10	22.55	46.00	-23.45	Peak	
6	643.0400	29.40	-5.94	23.46	46.00	-22.54	Peak	

Test Mode:	UNII-3/TX A Mode 5785MHz

Horizontal

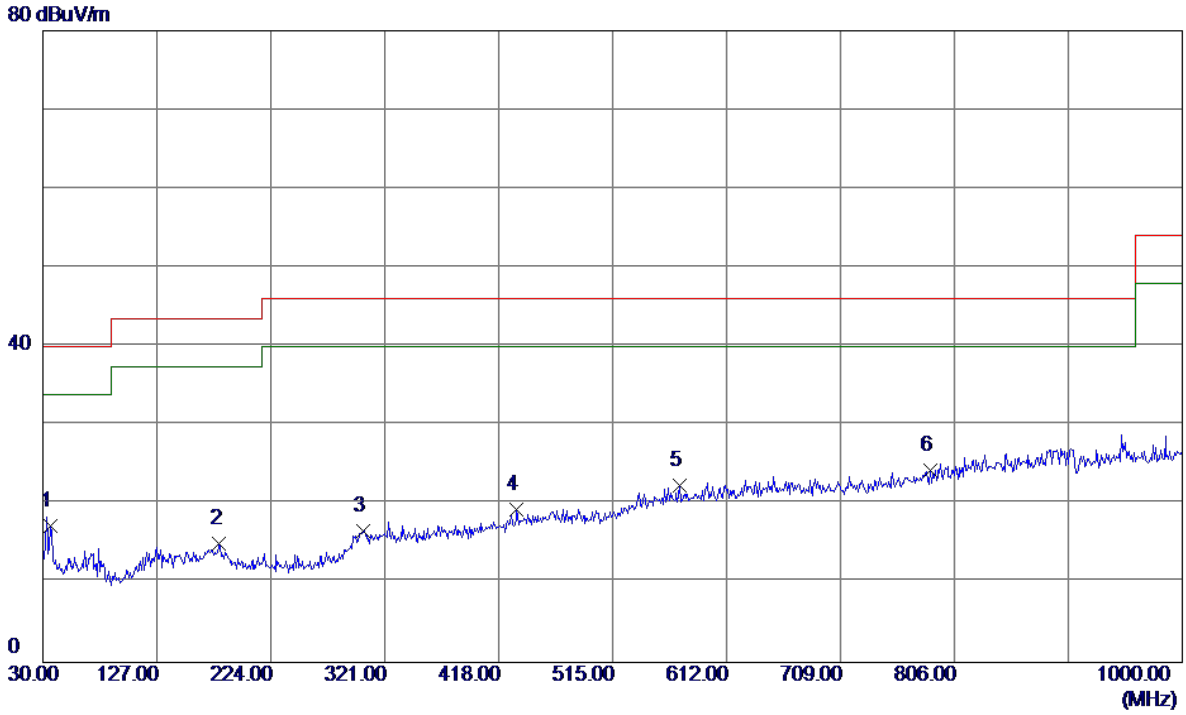

No.	Freq.	Reading Level	Correct Factor	Measure ment	Limit	Over		
	MHz	dBuV/m	dB	dBuV/m	dBuV/m	dB	Detector	Comment
1	36.7900	31.92	-14.61	17.31	40.00	-22.69	Peak	
2	180.3500	27.83	-12.80	15.03	43.50	-28.47	Peak	
3	302.5700	27.46	-10.81	16.65	46.00	-29.35	Peak	
4	433.5200	29.24	-9.83	19.41	46.00	-26.59	Peak	
5	572.2300	29.46	-7.08	22.38	46.00	-23.62	Peak	
6	785.6300	28.70	-4.41	24.29	46.00	-21.71	Peak	

Test Mode:	UNII-3/TX A Mode 5825MHz

Vertical

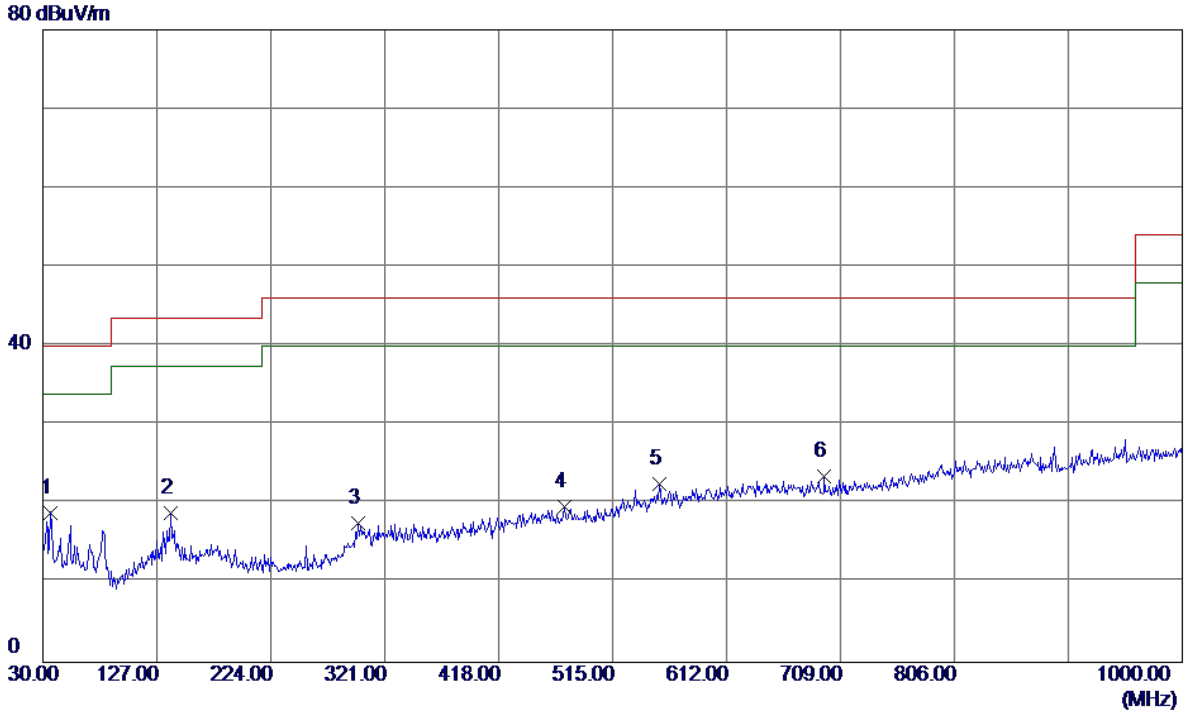

No.	Freq.	Reading Level	Correct Factor	Measure ment	Limit	Over		
	MHz	dBuV/m	dB	dBuV/m	dBuV/m	dB	Detector	Comment
1	36.7900	33.57	-14.61	18.96	40.00	-21.04	Peak	
2	138.6400	32.78	-13.94	18.84	43.50	-24.66	Peak	
3	298.6900	28.61	-11.00	17.61	46.00	-28.39	Peak	
4	474.2600	29.25	-9.56	19.69	46.00	-26.31	Peak	
5	554.7700	29.89	-7.28	22.61	46.00	-23.39	Peak	
6	695.4200	29.60	-6.07	23.53	46.00	-22.47	Peak	

Test Mode:	UNII-3/TX A Mode 5825MHz

Horizontal

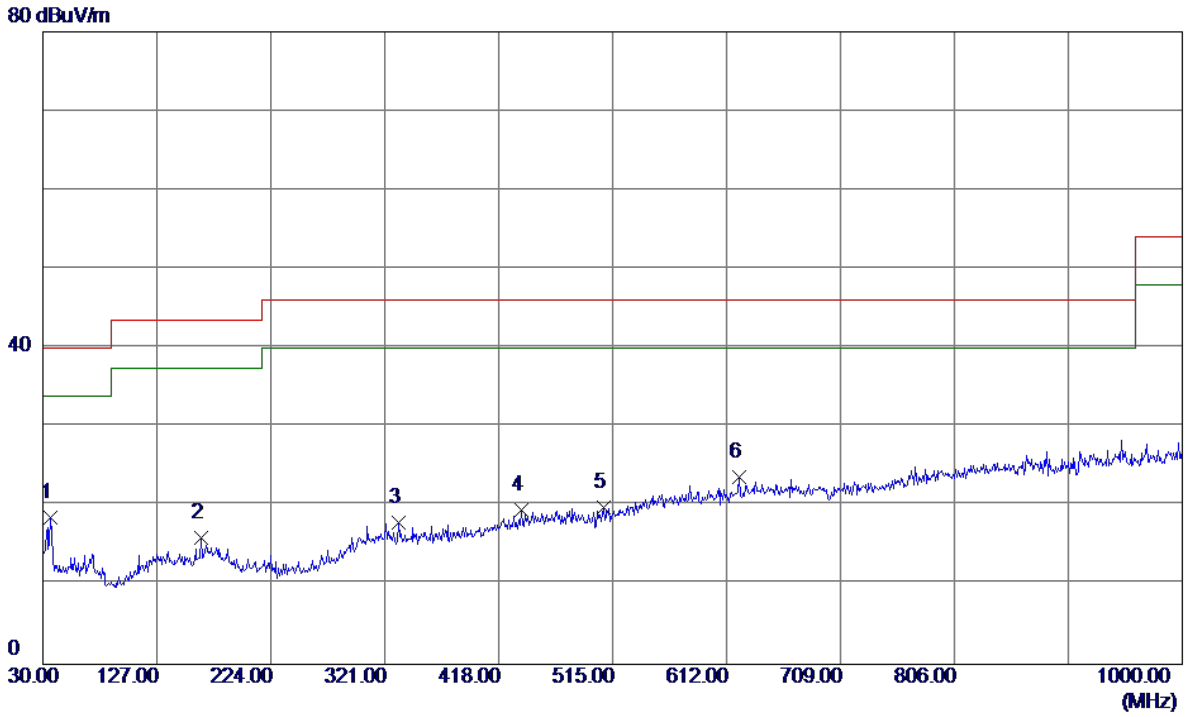

No.	Freq.	Reading Level	Correct Factor	Measure ment	Limit	Over		
	MHz	dBuV/m	dB	dBuV/m	dBuV/m	dB	Detector	Comment
1	36.7900	33.24	-14.61	18.63	40.00	-21.37	Peak	
2	164.8300	29.30	-13.32	15.98	43.50	-27.52	Peak	
3	332.6400	28.76	-10.89	17.87	46.00	-28.13	Peak	
4	437.4000	29.28	-9.72	19.56	46.00	-26.44	Peak	
5	507.2400	29.21	-9.44	19.77	46.00	-26.23	Peak	
6	622.6700	30.07	-6.33	23.74	46.00	-22.26	Peak	

ATTACHMENTD -RADIATED EMISSION (ABOVE 1000MHZ)

Orthogonal Axis:	X
Test Mode:	UNII-1/ TX A Mode 5180MHz

Vertical

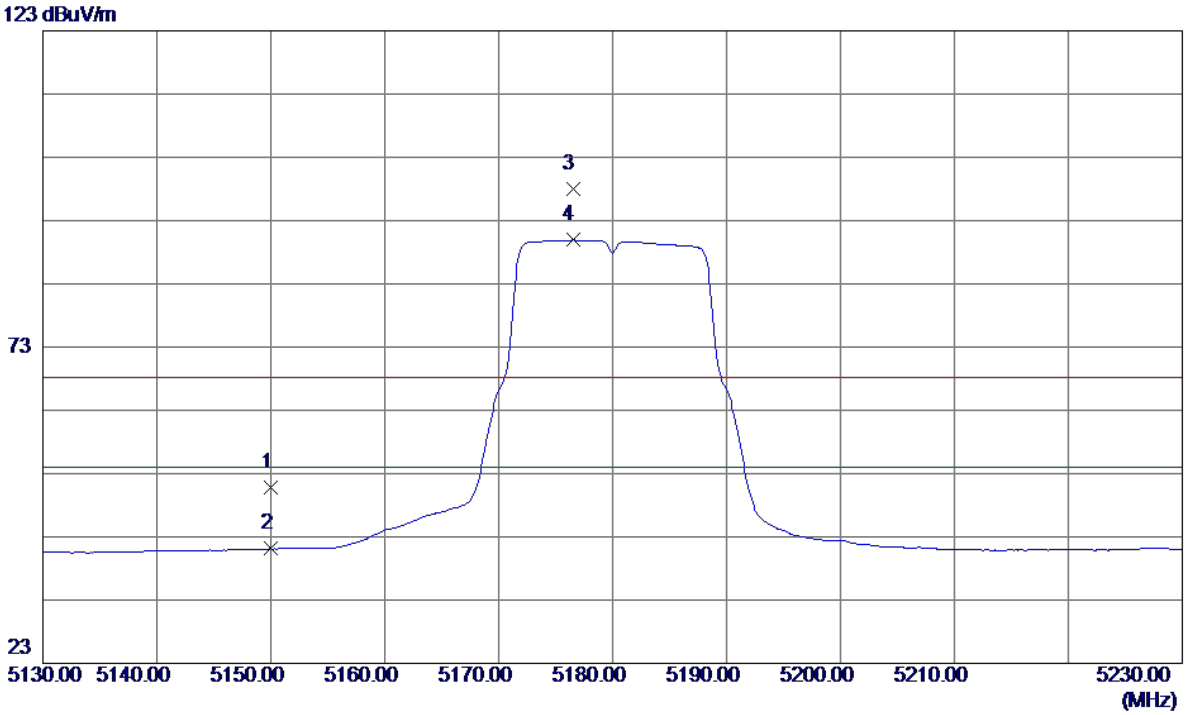

No.	Freq.	Reading Level	Correct Factor	Measure ment	Limit	Over		
	MHz	dBuV/m	dB	dBuV/m	dBuV/m	dB	Detector	Comment
1	5150.0000	10.67	40.22	50.89	68.30	-17.41	Peak	
2	5150.0000	0.91	40.22	41.13	54.00	-12.87	AVG	
3	5176.5000	57.69	40.27	97.96	68.30	29.66	Peak	no limit
4	5176.5000	49.65	40.27	89.92	54.00	35.92	AVG	no limit

Orthogonal Axis:	X
Test Mode:	UNII-1/ TX A Mode 5180MHz

Vertical

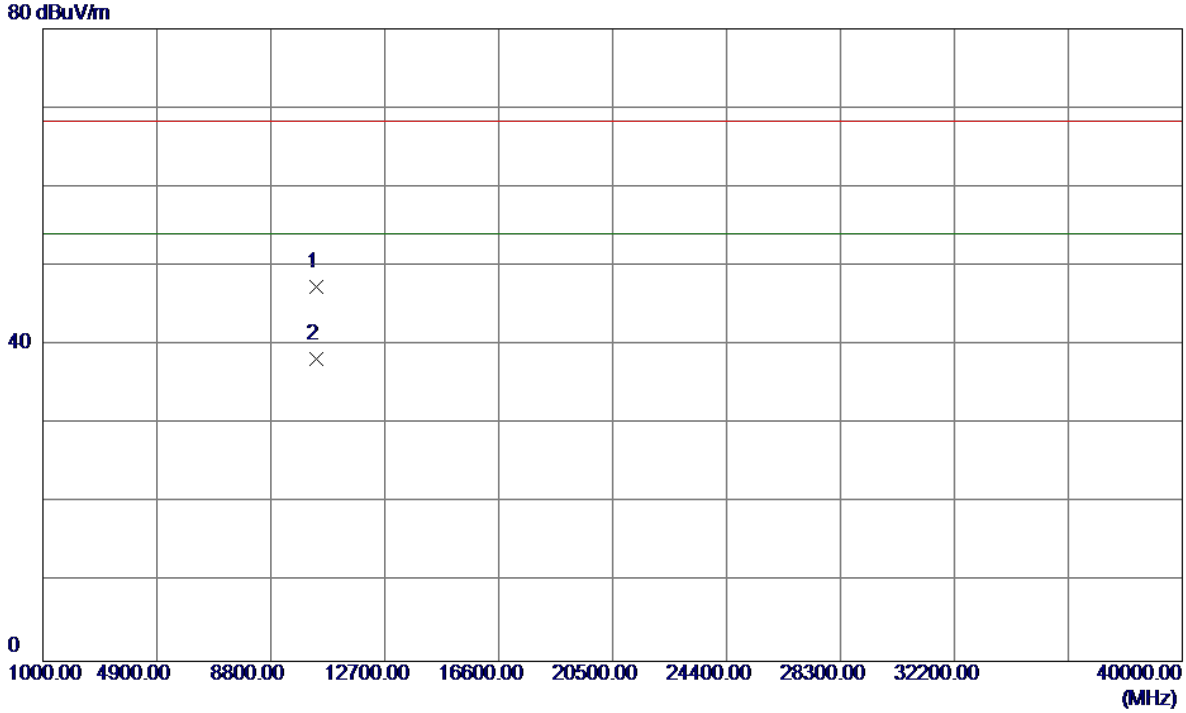

No.	Freq.	Reading Level	Correct Factor	Measure ment	Limit	Over		
	MHz	dBuV/m	dB	dBuV/m	dBuV/m	dB	Detector	Comment
1	10360.2800	33.53	13.86	47.39	68.30	-20.91	Peak	
2	10360.2800	24.37	13.86	38.23	54.00	-15.77	AVG	

Orthogonal Axis:	X
Test Mode:	UNII-1/ TX A Mode 5180MHz

Horizontal

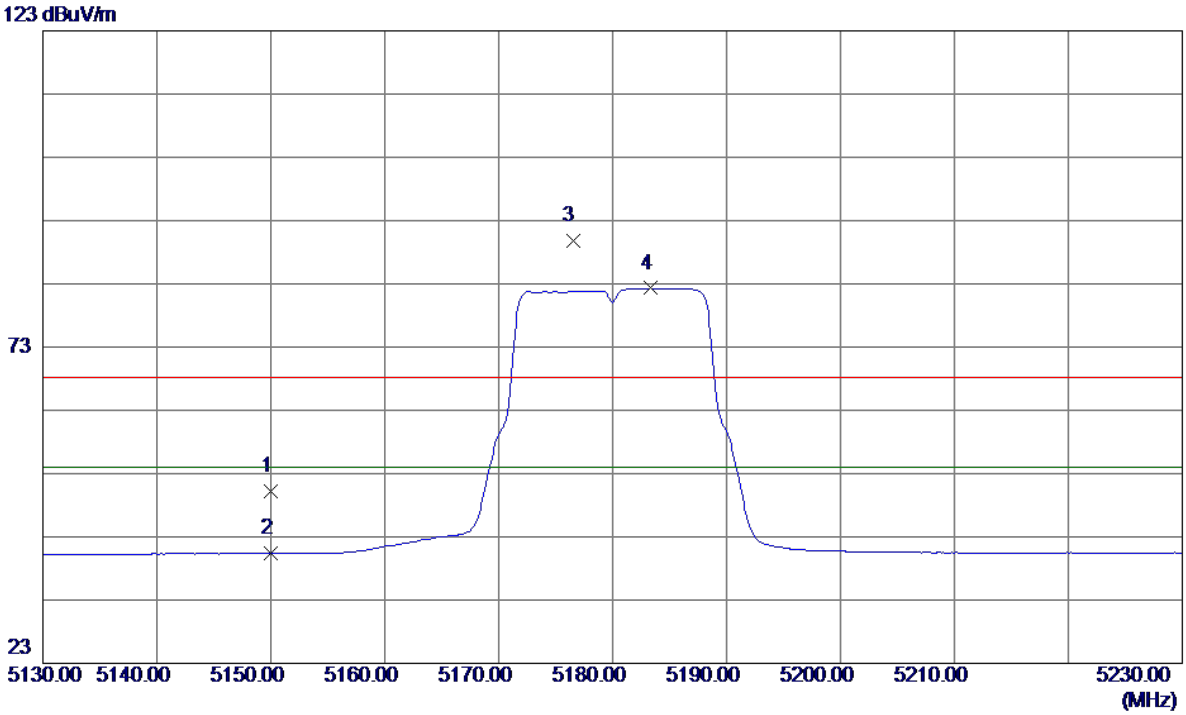

No.	Freq.	Reading Level	Correct Factor	Measure ment	Limit	Over		
	MHz	dBuV/m	dB	dBuV/m	dBuV/m	dB	Detector	Comment
1	5150.0000	10.06	40.22	50.28	68.30	-18.02	Peak	
2	5150.0000	0.15	40.22	40.37	54.00	-13.63	AVG	
3	5176.5000	49.56	40.27	89.83	68.30	21.53	Peak	no limit
4	5183.3000	42.01	40.29	82.30	54.00	28.30	AVG	no limit

Orthogonal Axis:	X
Test Mode:	UNII-1/ TX A Mode 5180MHz

Horizontal

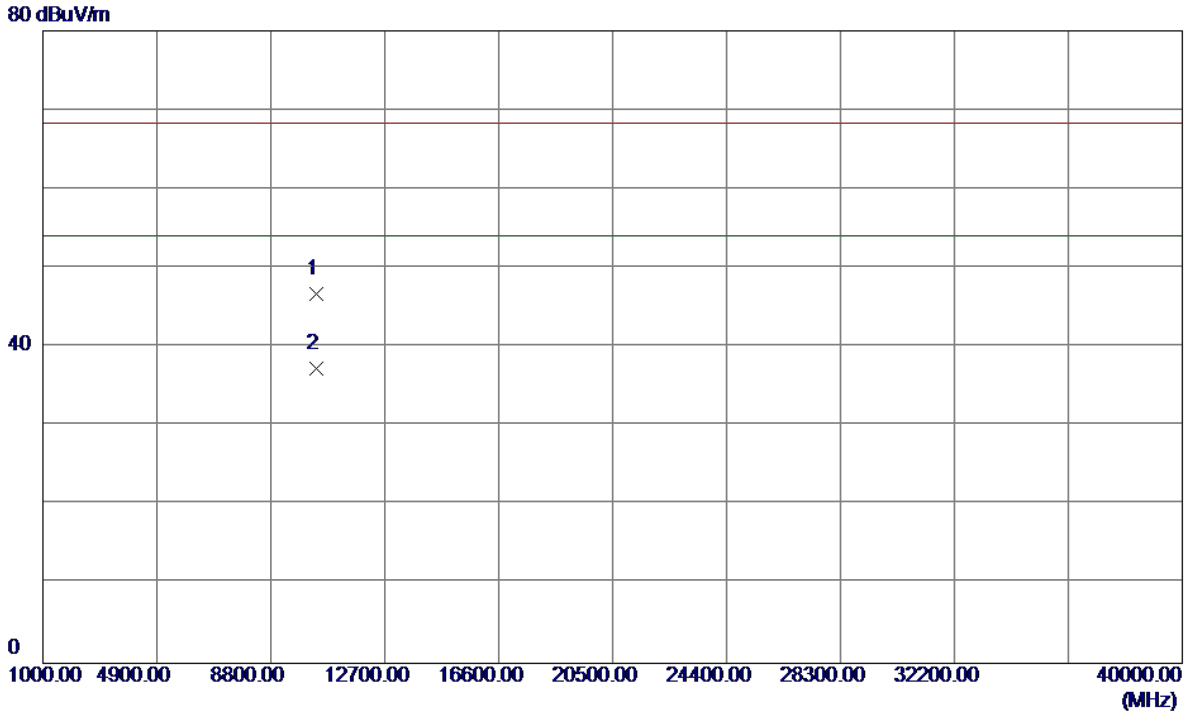

No.	Freq.	Reading Level	Correct Factor	Measure ment	Limit	Over		
	MHz	dBuV/m	dB	dBuV/m	dBuV/m	dB	Detector	Comment
1	10360.0000	32.93	13.86	46.79	68.30	-21.51	Peak	
2	10360.0000	23.39	13.86	37.25	54.00	-16.75	AVG	

Orthogonal Axis:	X
Test Mode:	UNII-1/ TX A Mode 5200MHz

Vertical

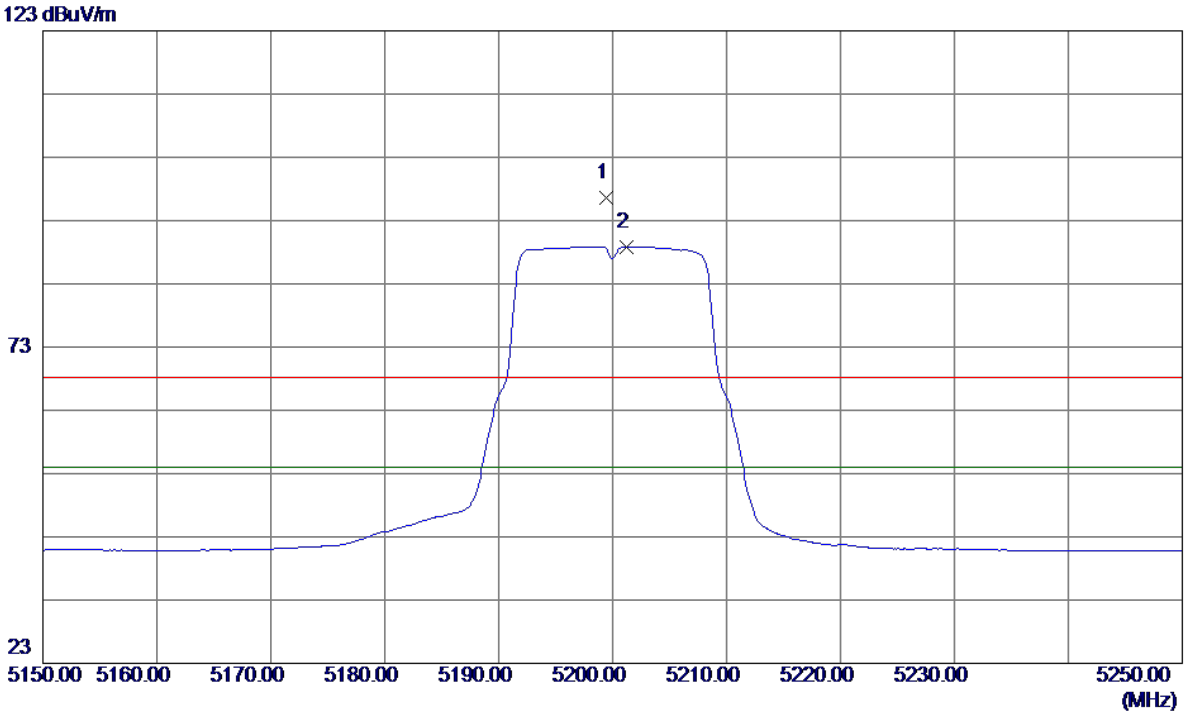

No.	Freq.	Reading Level	Correct Factor	Measure ment	Limit	Over		
	MHz	dBuV/m	dB	dBuV/m	dBuV/m	dB	Detector	Comment
1	5199.4000	56.23	40.32	96.55	68.30	28.25	Peak	no limit
2	5201.2000	48.56	40.33	88.89	54.00	34.89	AVG	no limit

Orthogonal Axis:	X
Test Mode:	UNII-1/ TX A Mode 5200MHz

Vertical

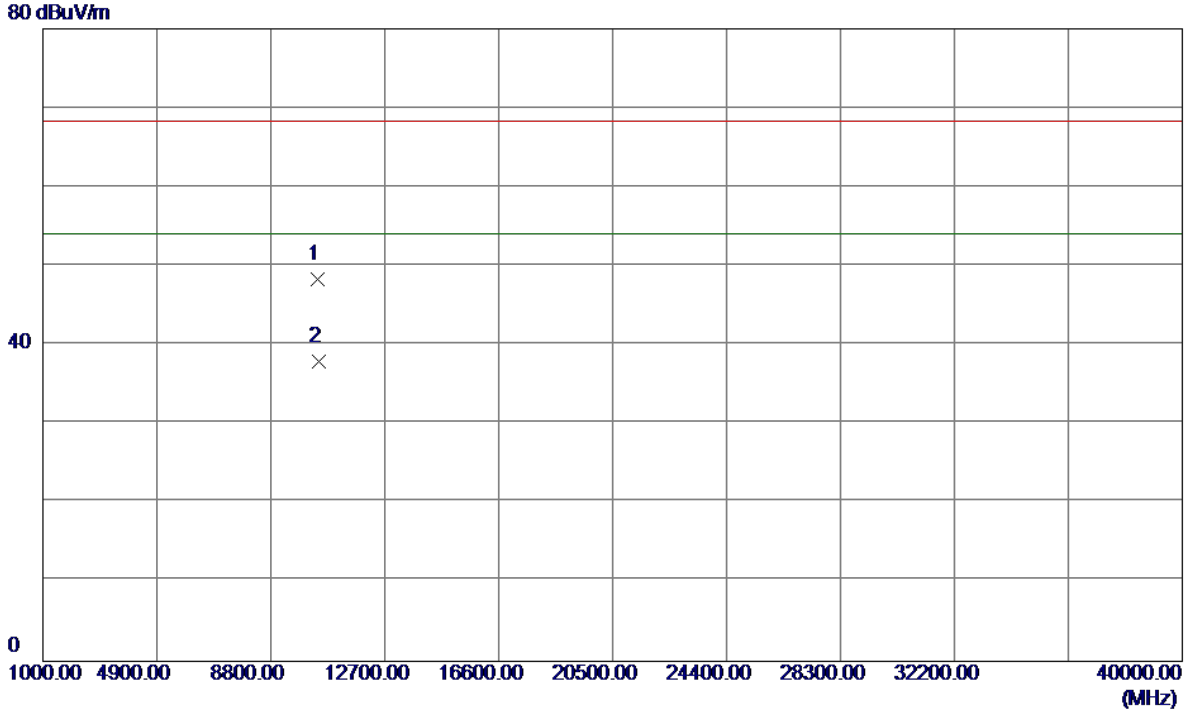

No.	Freq.	Reading Level	Correct Factor	Measure ment	Limit	Over		
	MHz	dBuV/m	dB	dBuV/m	dBuV/m	dB	Detector	Comment
1	10400.6700	34.51	13.80	48.31	68.30	-19.99	Peak	
2	10440.6700	24.11	13.75	37.86	54.00	-16.14	AVG	

Orthogonal Axis:	X
Test Mode:	UNII-1/ TX A Mode 5200MHz

Horizontal

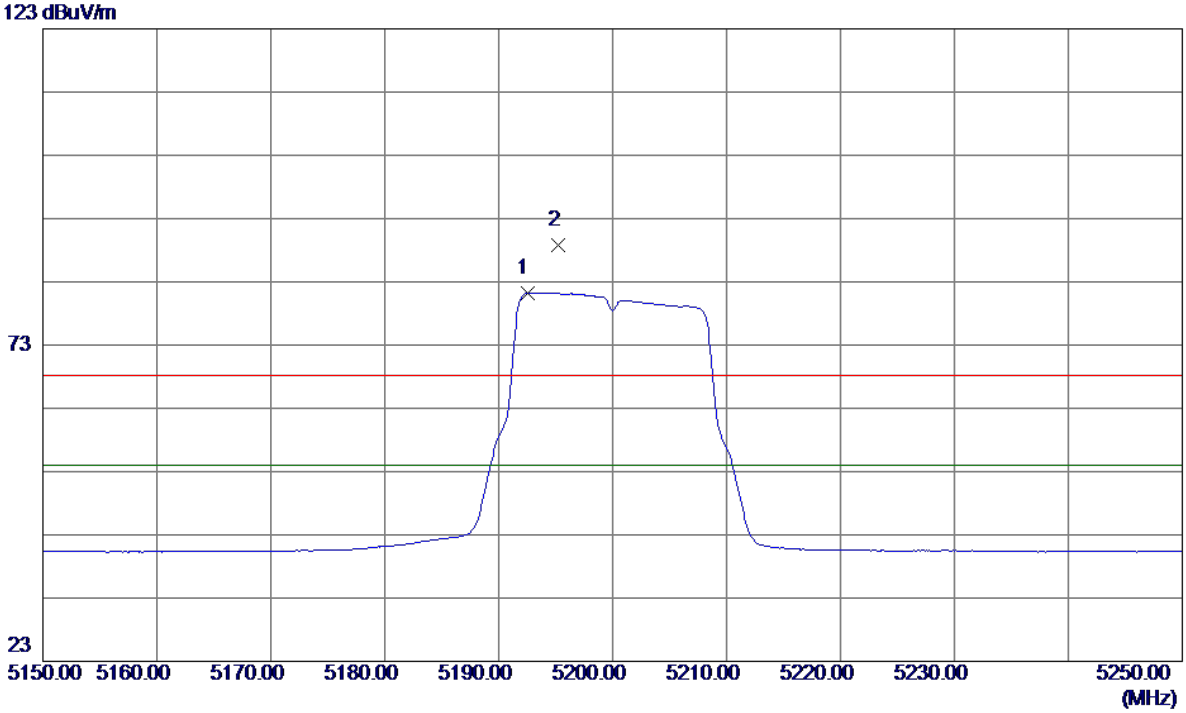

No.	Freq.	Reading Level	Correct Factor	Measure ment	Limit	Over		
	MHz	dBuV/m	dB	dBuV/m	dBuV/m	dB	Detector	Comment
1	5192.5000	40.97	40.31	81.28	54.00	27.28	AVG	no limit
2	5195.2000	48.51	40.31	88.82	68.30	20.52	Peak	no limit

Orthogonal Axis:	X
Test Mode:	UNII-1/ TX A Mode 5200MHz

Horizontal

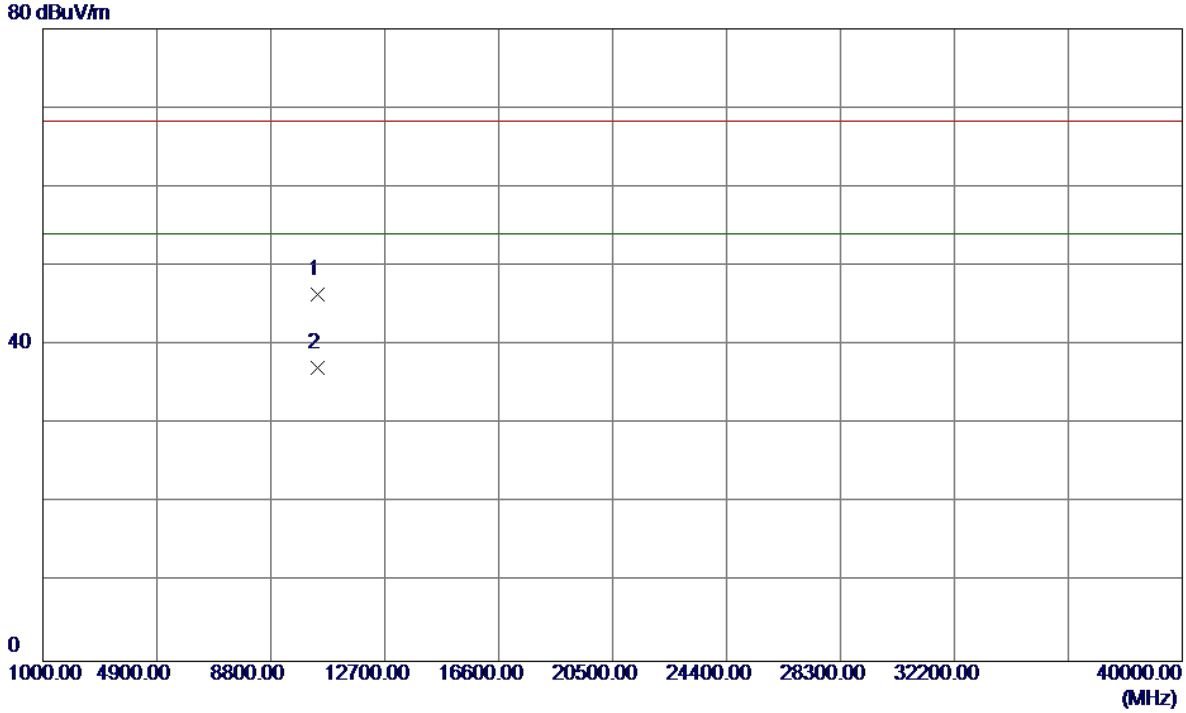

No.	Freq.	Reading Level	Correct Factor	Measure ment	Limit	Over		
	MHz	dBuV/m	dB	dBuV/m	dBuV/m	dB	Detector	Comment
1	10400.3200	32.55	13.80	46.35	68.30	-21.95	Peak	
2	10400.3200	23.30	13.80	37.10	54.00	-16.90	AVG	

Orthogonal Axis:	X
Test Mode:	UNII-1/ TX A Mode 5240MHz

Vertical

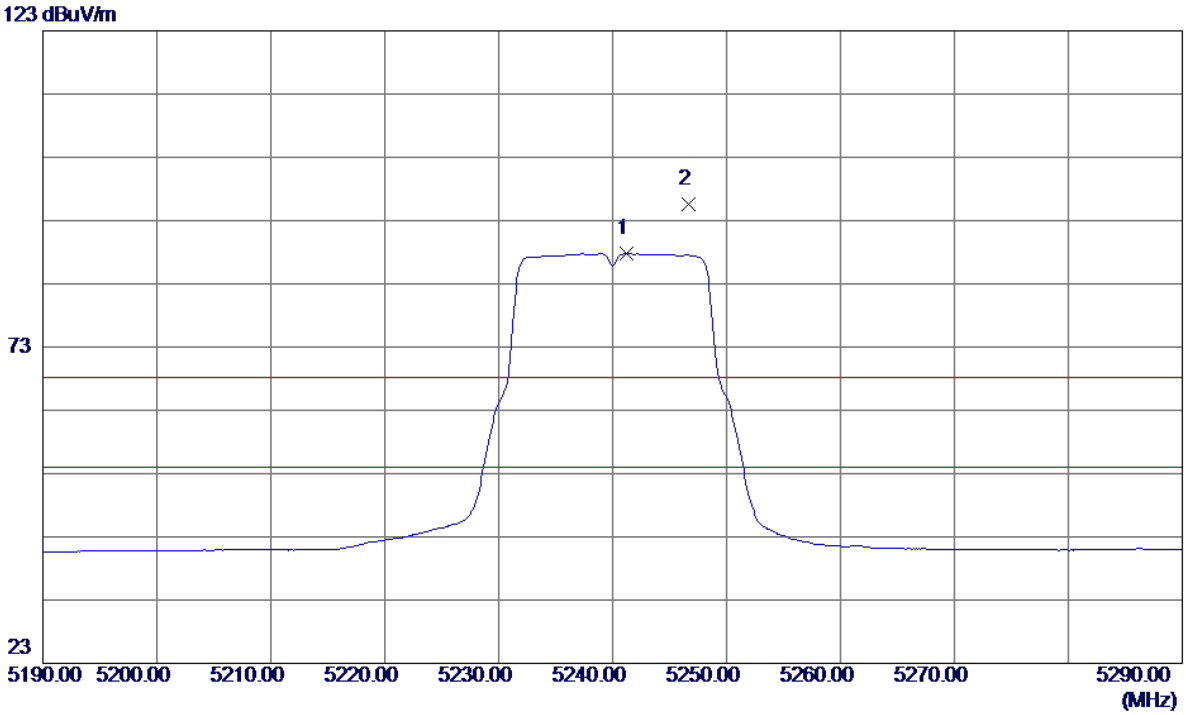

No.	Freq.	Reading Level	Correct Factor	Measure ment	Limit	Over		
	MHz	dBuV/m	dB	dBuV/m	dBuV/m	dB	Detector	Comment
1	5241.2000	47.35	40.41	87.76	54.00	33.76	AVG	no limit
2	5246.7000	55.25	40.42	95.67	68.30	27.37	Peak	no limit

Orthogonal Axis:	X
Test Mode:	UNII-1/ TX A Mode 5240MHz

Vertical

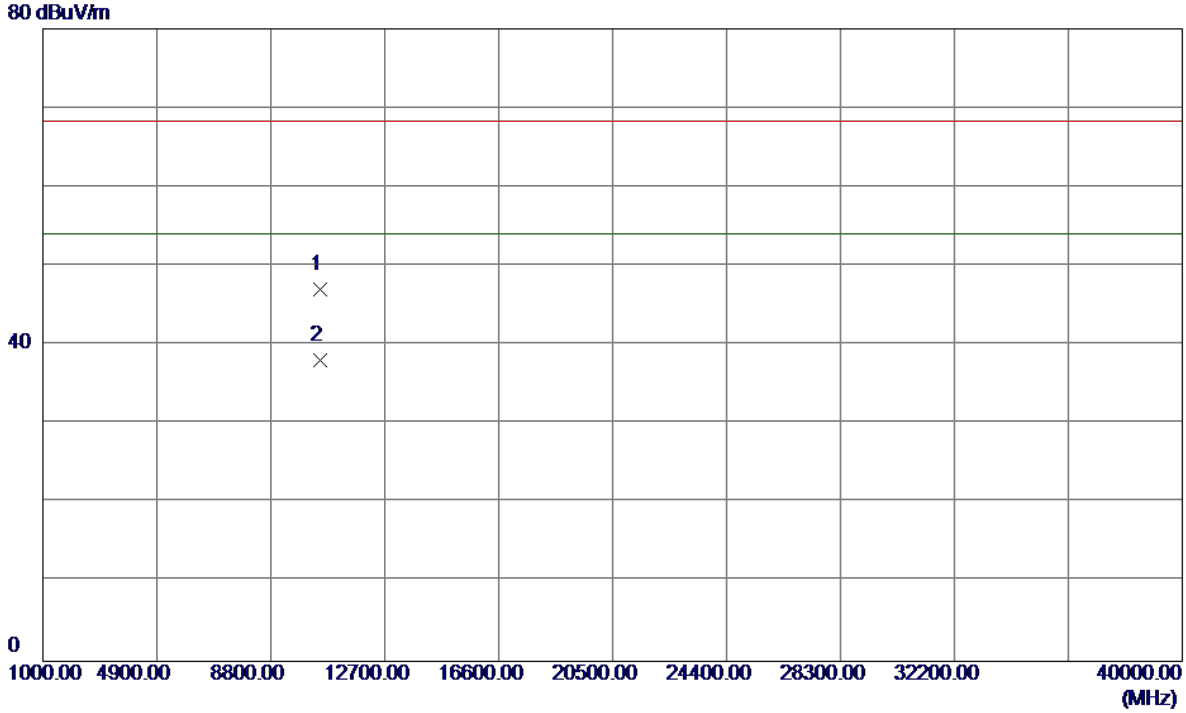

No.	Freq.	Reading Level	Correct Factor	Measure ment	Limit	Over		
	MHz	dBuV/m	dB	dBuV/m	dBuV/m	dB	Detector	Comment
1	10480.1800	33.34	13.69	47.03	68.30	-21.27	Peak	
2	10480.1800	24.42	13.69	38.11	54.00	-15.89	AVG	

Orthogonal Axis:	X
Test Mode:	UNII-1/ TX A Mode 5240MHz

Horizontal

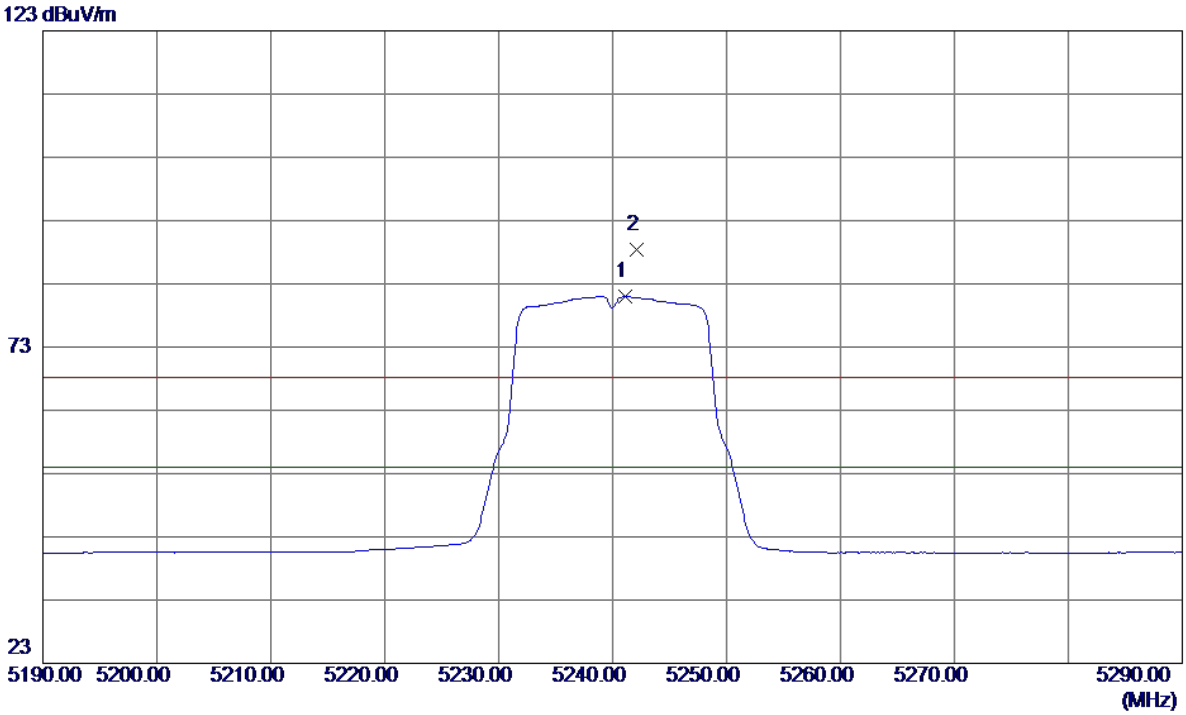

No.	Freq.	Reading Level	Correct Factor	Measure ment	Limit	Over		
	MHz	dBuV/m	dB	dBuV/m	dBuV/m	dB	Detector	Comment
1	5241.1000	40.57	40.41	80.98	54.00	26.98	AVG	no limit
2	5242.1000	47.97	40.41	88.38	68.30	20.08	Peak	no limit

Orthogonal Axis:	X
Test Mode:	UNII-1/ TX A Mode 5240MHz

Horizontal

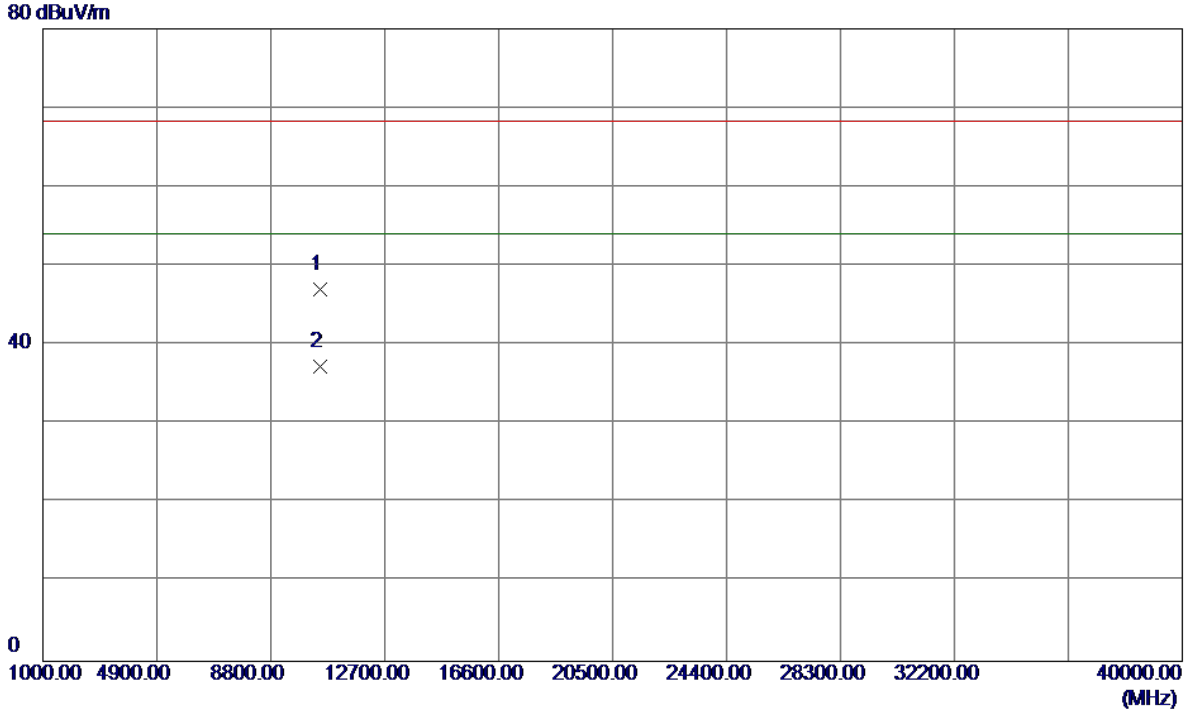

No.	Freq.	Reading Level	Correct Factor	Measure ment	Limit	Over		
	MHz	dBuV/m	dB	dBuV/m	dBuV/m	dB	Detector	Comment
1	10480.0500	33.34	13.69	47.03	68.30	-21.27	Peak	
2	10480.0500	23.53	13.69	37.22	54.00	-16.78	AVG	

Orthogonal Axis:	X
Test Mode:	UNII-1/ TX N20 Mode 5180MHz

Vertical

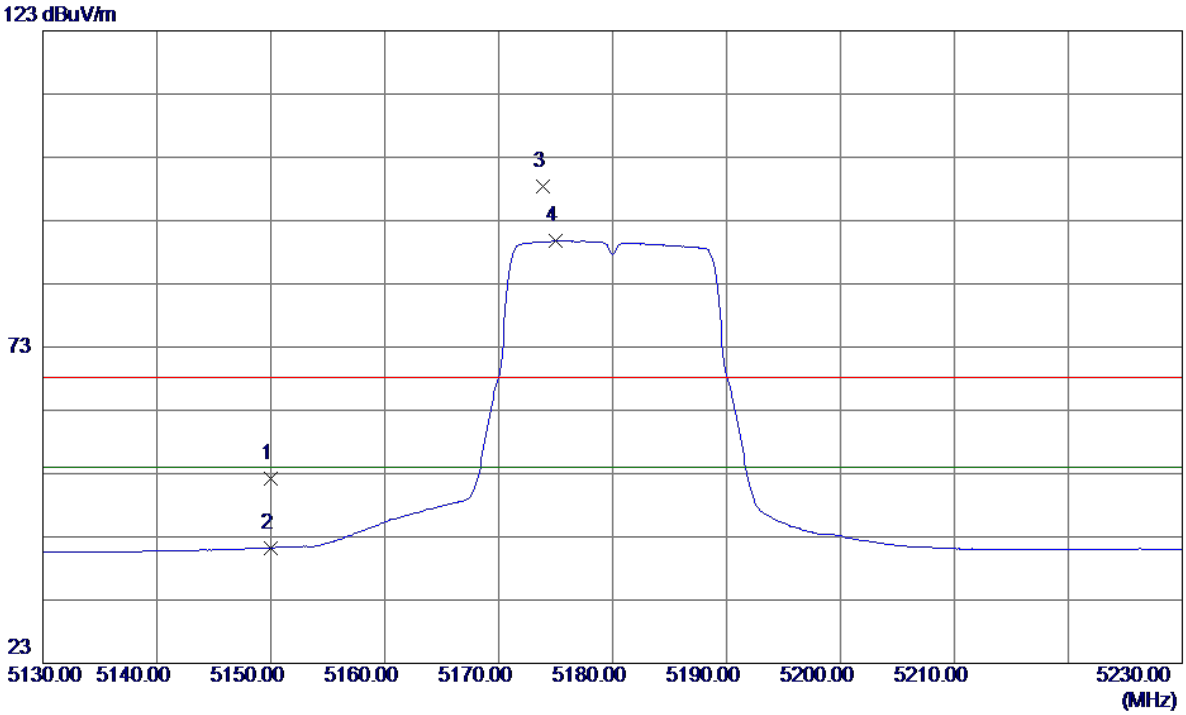

No.	Freq.	Reading Level	Correct Factor	Measure ment	Limit	Over		
	MHz	dBuV/m	dB	dBuV/m	dBuV/m	dB	Detector	Comment
1	5150.0000	11.98	40.22	52.20	68.30	-16.10	Peak	
2	5150.0000	1.06	40.22	41.28	54.00	-12.72	AVG	
3	5173.9000	58.18	40.27	98.45	68.30	30.15	Peak	no limit
4	5175.0000	49.48	40.27	89.75	54.00	35.75	AVG	no limit

Orthogonal Axis:	X
Test Mode:	UNII-1/ TX N20 Mode 5180MHz

Vertical

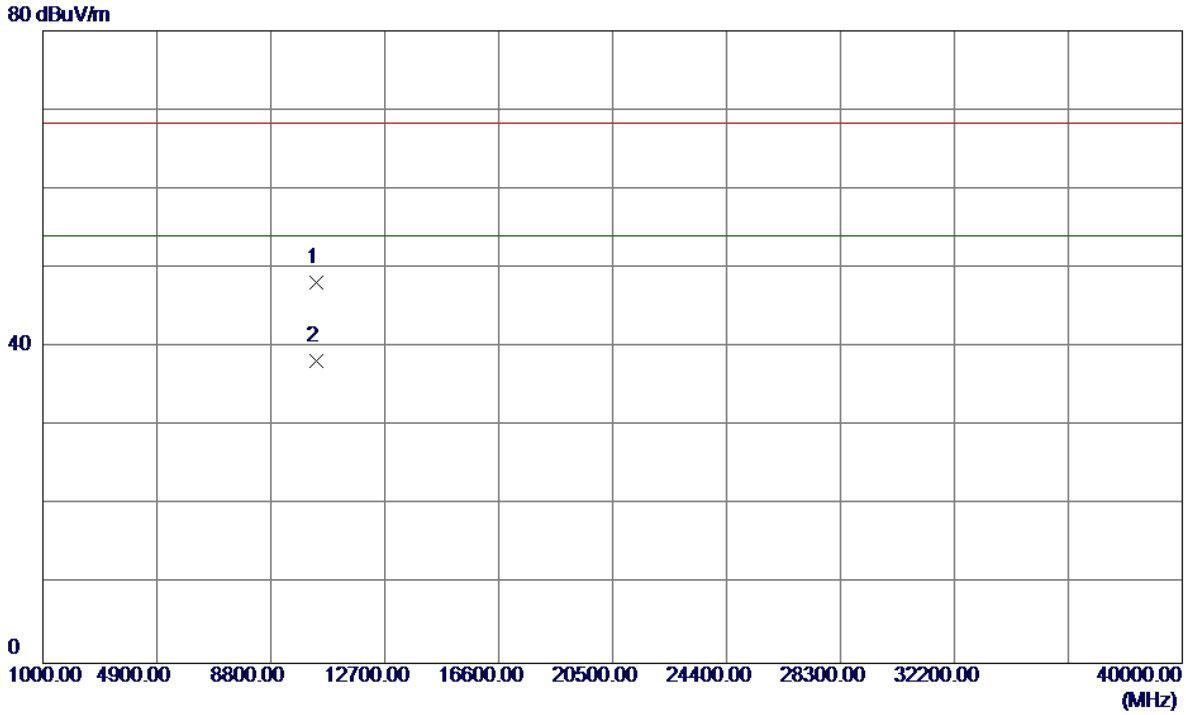

No.	Freq.	Reading Level	Correct Factor	Measure ment	Limit	Over		
	MHz	dBuV/m	dB	dBuV/m	dBuV/m	dB	Detector	Comment
1	10360.0800	34.26	13.86	48.12	68.30	-20.18	Peak	
2	10360.0800	24.37	13.86	38.23	54.00	-15.77	AVG	

Orthogonal Axis:	X
Test Mode:	UNII-1/ TX N20 Mode 5180MHz

Horizontal

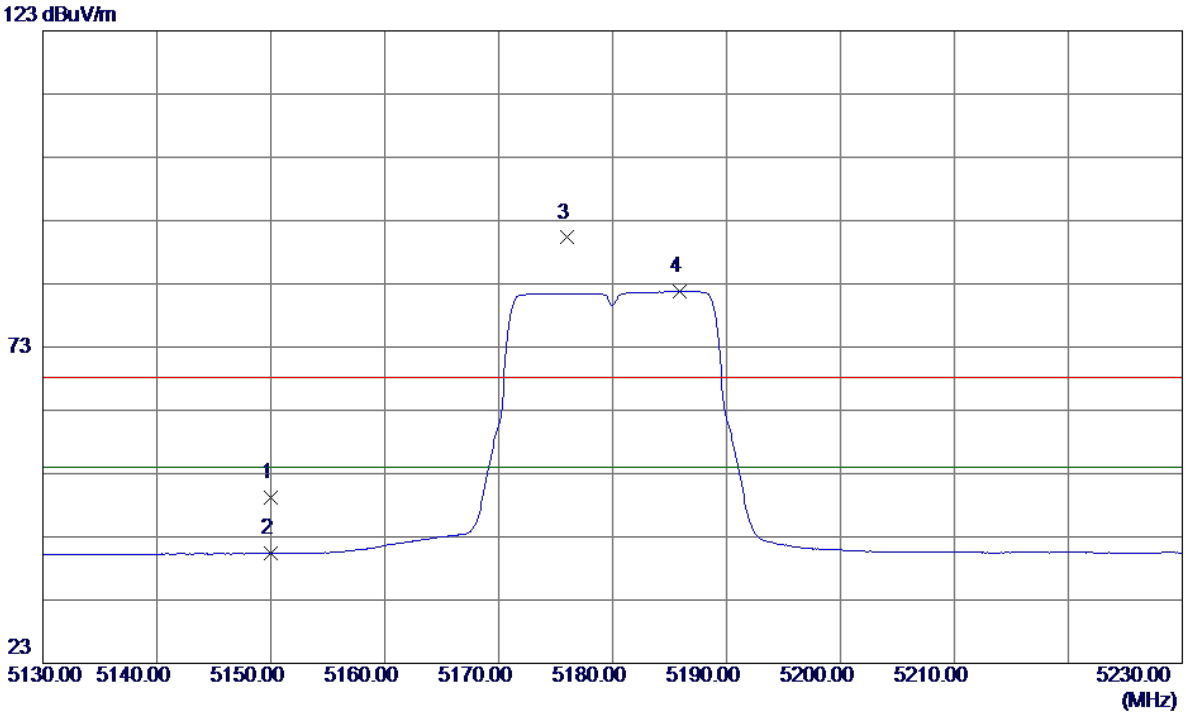

No.	Freq.	Reading Level	Correct Factor	Measure ment	Limit	Over		
	MHz	dBuV/m	dB	dBuV/m	dBuV/m	dB	Detector	Comment
1	5150.0000	8.98	40.22	49.20	68.30	-19.10	Peak	
2	5150.0000	0.14	40.22	40.36	54.00	-13.64	AVG	
3	5176.0000	50.03	40.27	90.30	68.30	22.00	Peak	no limit
4	5185.9000	41.47	40.29	81.76	54.00	27.76	AVG	no limit

Orthogonal Axis:	X
Test Mode:	UNII-1/ TX N20 Mode 5180MHz

Horizontal

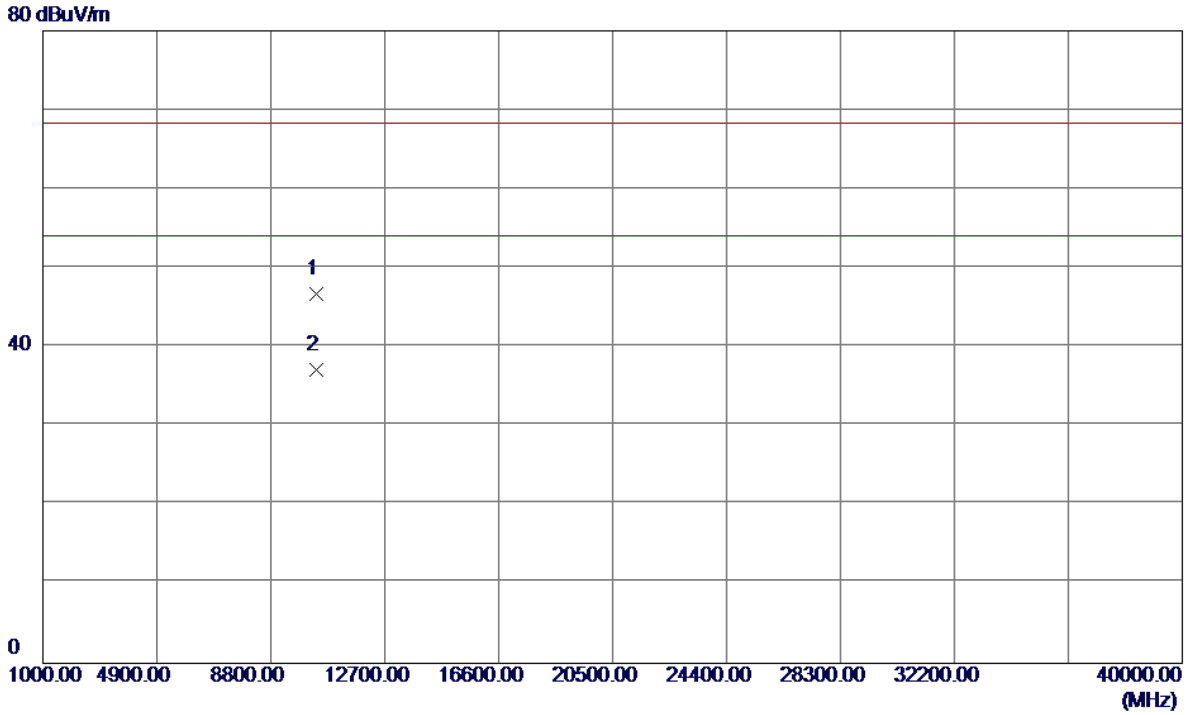

No.	Freq.	Reading Level	Correct Factor	Measure ment	Limit	Over		
	MHz	dBuV/m	dB	dBuV/m	dBuV/m	dB	Detector	Comment
1	10360.0300	32.92	13.86	46.78	68.30	-21.52	Peak	
2	10360.0300	23.26	13.86	37.12	54.00	-16.88	AVG	

Orthogonal Axis:	X
Test Mode:	UNII-1/ TX N20 Mode 5200MHz

Vertical

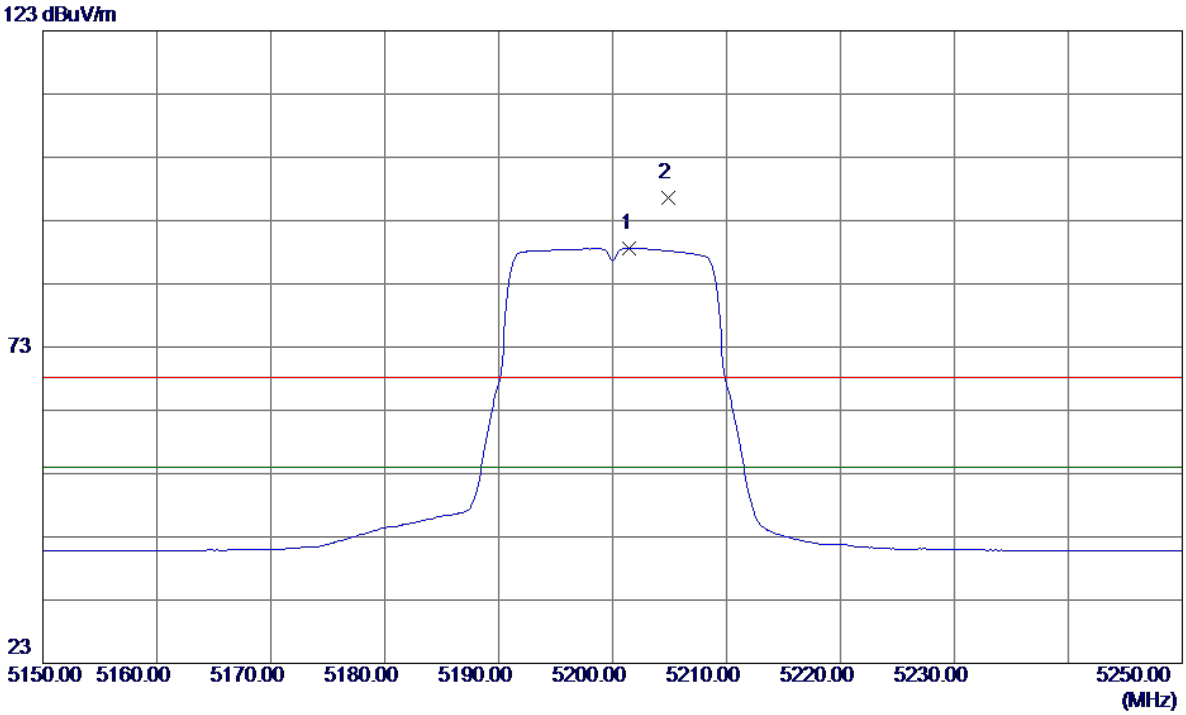

No.	Freq.	Reading Level	Correct Factor	Measure ment	Limit	Over		
	MHz	dBuV/m	dB	dBuV/m	dBuV/m	dB	Detector	Comment
1	5201.5000	48.28	40.33	88.61	54.00	34.61	AVG	no limit
2	5204.9000	56.31	40.33	96.64	68.30	28.34	Peak	no limit

Orthogonal Axis:	X
Test Mode:	UNII-1/ TX N20 Mode 5200MHz

Vertical

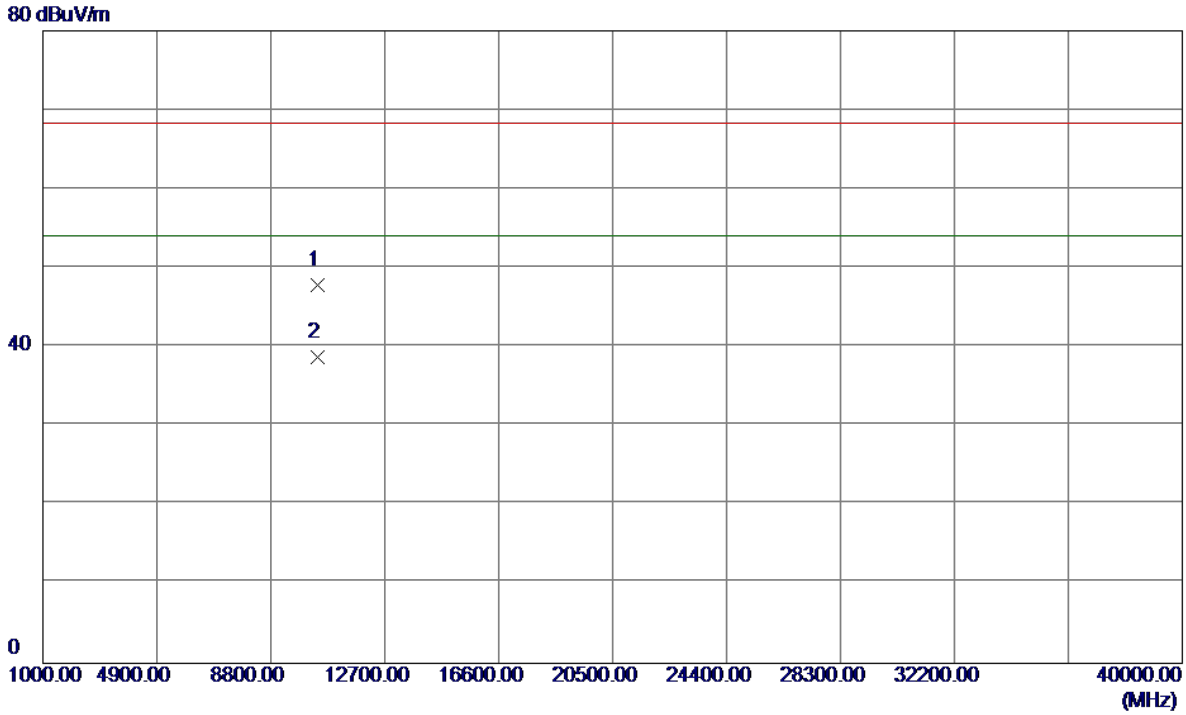

No.	Freq.	Reading Level	Correct Factor	Measure ment	Limit	Over		
	MHz	dBuV/m	dB	dBuV/m	dBuV/m	dB	Detector	Comment
1	10400.1800	34.08	13.80	47.88	68.30	-20.42	Peak	
2	10400.1800	24.87	13.80	38.67	54.00	-15.33	AVG	

Orthogonal Axis:	X
Test Mode:	UNII-1/ TX N20 Mode 5200MHz

Horizontal

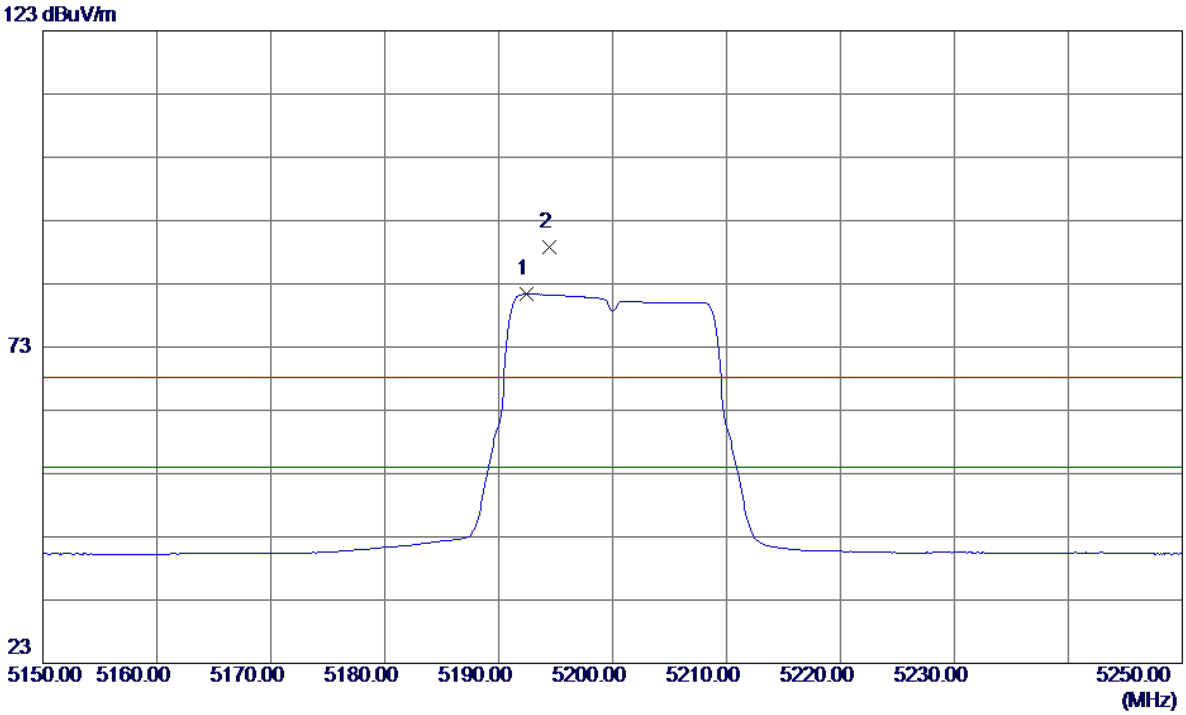

No.	Freq.	Reading Level	Correct Factor	Measure ment	Limit	Over		
	MHz	dBuV/m	dB	dBuV/m	dBuV/m	dB	Detector	Comment
1	5192.4000	41.05	40.31	81.36	54.00	27.36	AVG	no limit
2	5194.4000	48.50	40.31	88.81	68.30	20.51	Peak	no limit

Orthogonal Axis:	X
Test Mode:	UNII-1/ TX N20 Mode 5200MHz

Horizontal

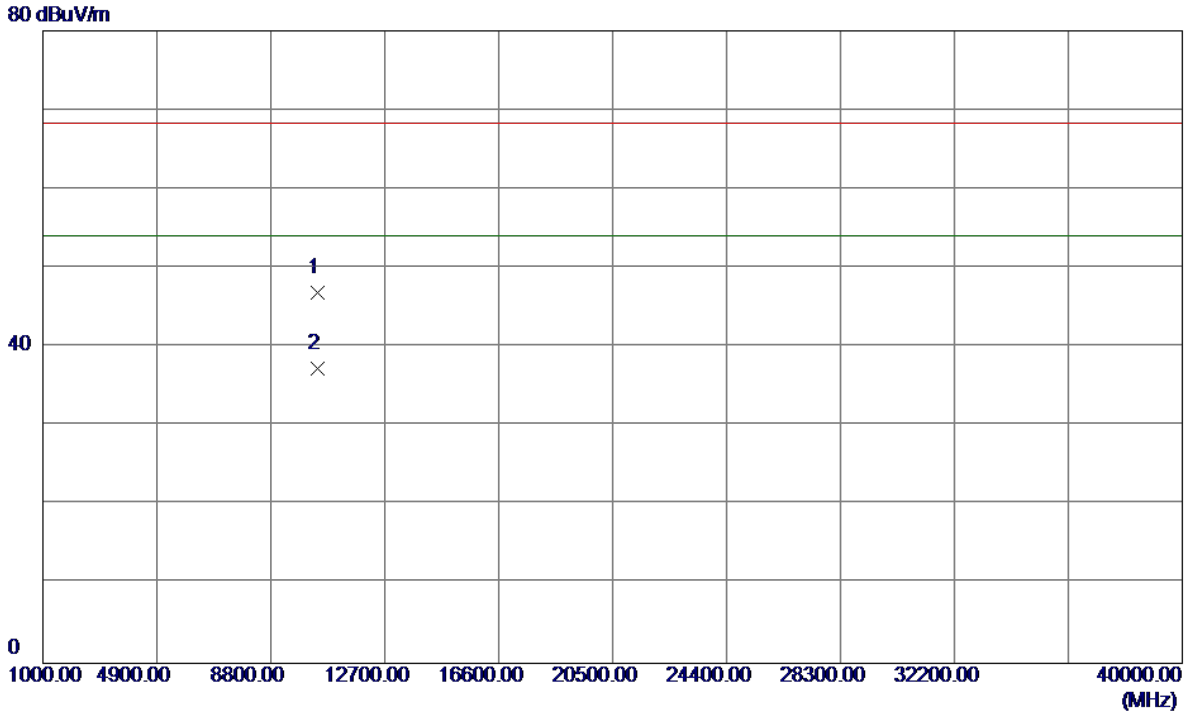

No.	Freq.	Reading Level	Correct Factor	Measure ment	Limit	Over		
	MHz	dBuV/m	dB	dBuV/m	dBuV/m	dB	Detector	Comment
1	10400.2200	33.02	13.80	46.82	68.30	-21.48	Peak	
2	10400.2200	23.54	13.80	37.34	54.00	-16.66	AVG	

Orthogonal Axis:	X
Test Mode:	UNII-1/ TX N20 Mode 5240MHz

Vertical

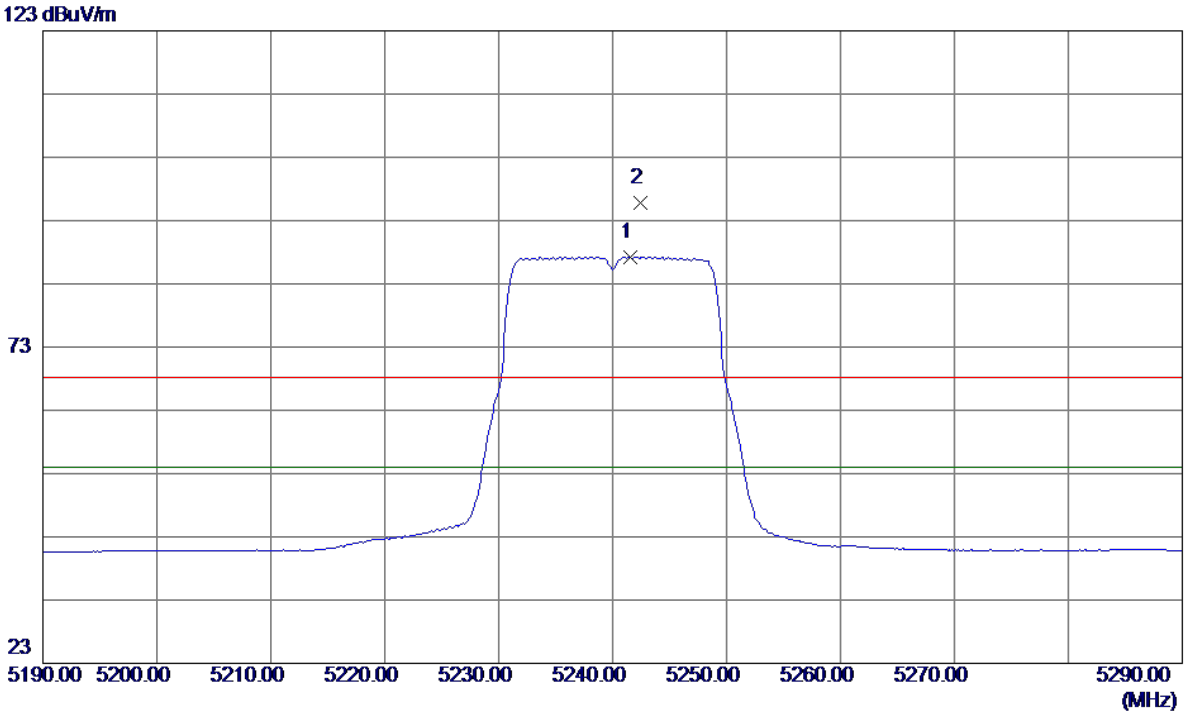

No.	Freq.	Reading Level	Correct Factor	Measure ment	Limit	Over		
	MHz	dBuV/m	dB	dBuV/m	dBuV/m	dB	Detector	Comment
1	5241.6000	46.86	40.41	87.27	54.00	33.27	AVG	no limit
2	5242.4000	55.39	40.41	95.80	68.30	27.50	Peak	no limit

Orthogonal Axis:	X
Test Mode:	UNII-1/ TX N20 Mode 5240MHz

Vertical

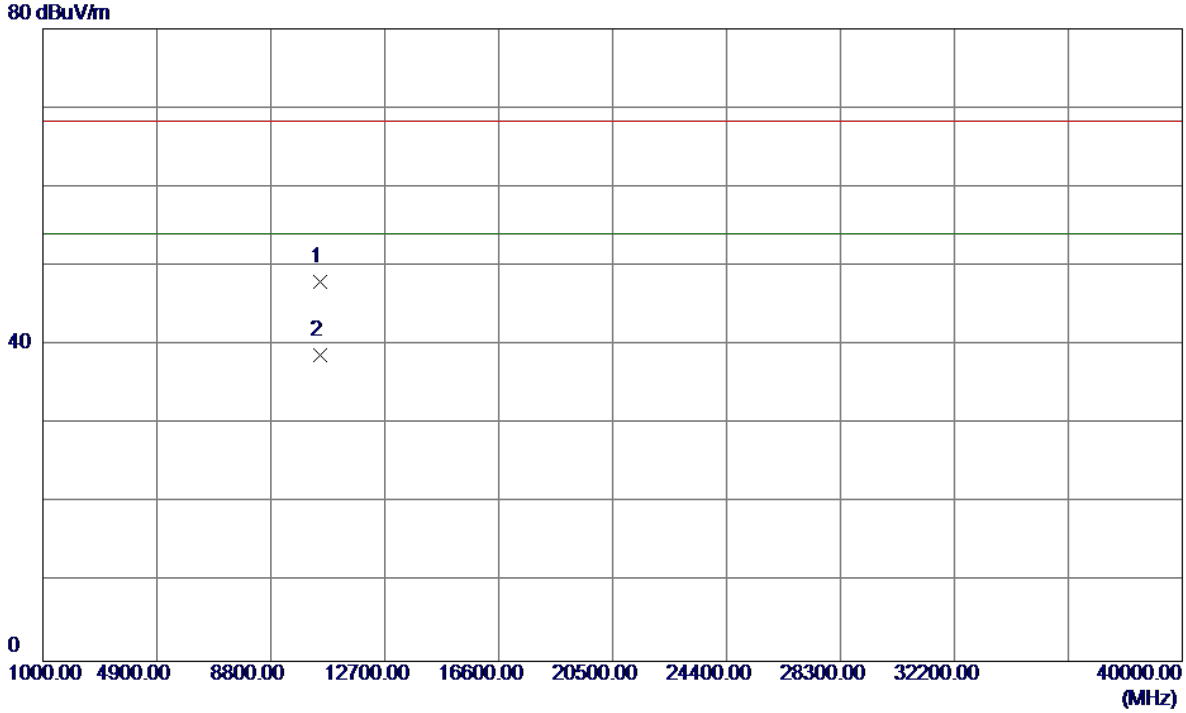

No.	Freq.	Reading Level	Correct Factor	Measure ment	Limit	Over		
	MHz	dBuV/m	dB	dBuV/m	dBuV/m	dB	Detector	Comment
1	10480.3099	34.34	13.69	48.03	68.30	-20.27	Peak	
2	10480.3099	25.10	13.69	38.79	54.00	-15.21	AVG	

Orthogonal Axis:	X
Test Mode:	UNII-1/ TX N20 Mode 5240MHz

Horizontal

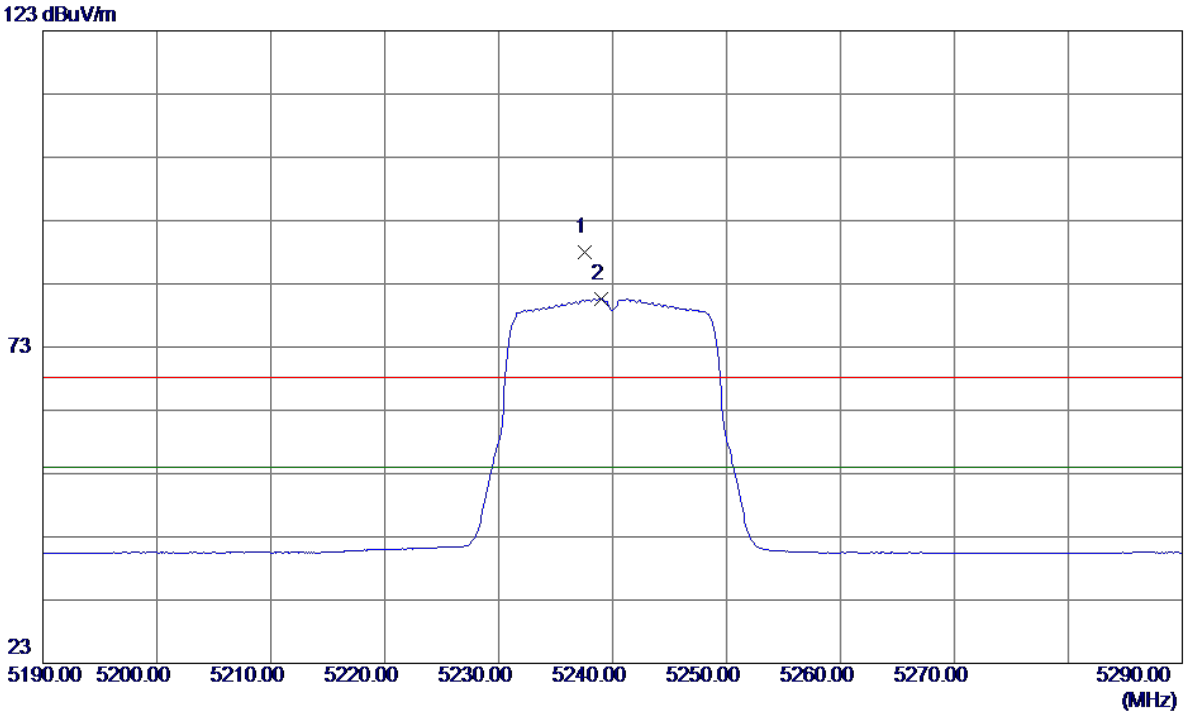

No.	Freq.	Reading Level	Correct Factor	Measure ment	Limit	Over		
	MHz	dBuV/m	dB	dBuV/m	dBuV/m	dB	Detector	Comment
1	5237.6000	47.63	40.40	88.03	68.30	19.73	Peak	no limit
2	5239.0000	40.21	40.41	80.62	54.00	26.62	AVG	no limit

Orthogonal Axis:	X
Test Mode:	UNII-1/ TX N20 Mode 5240MHz

Horizontal

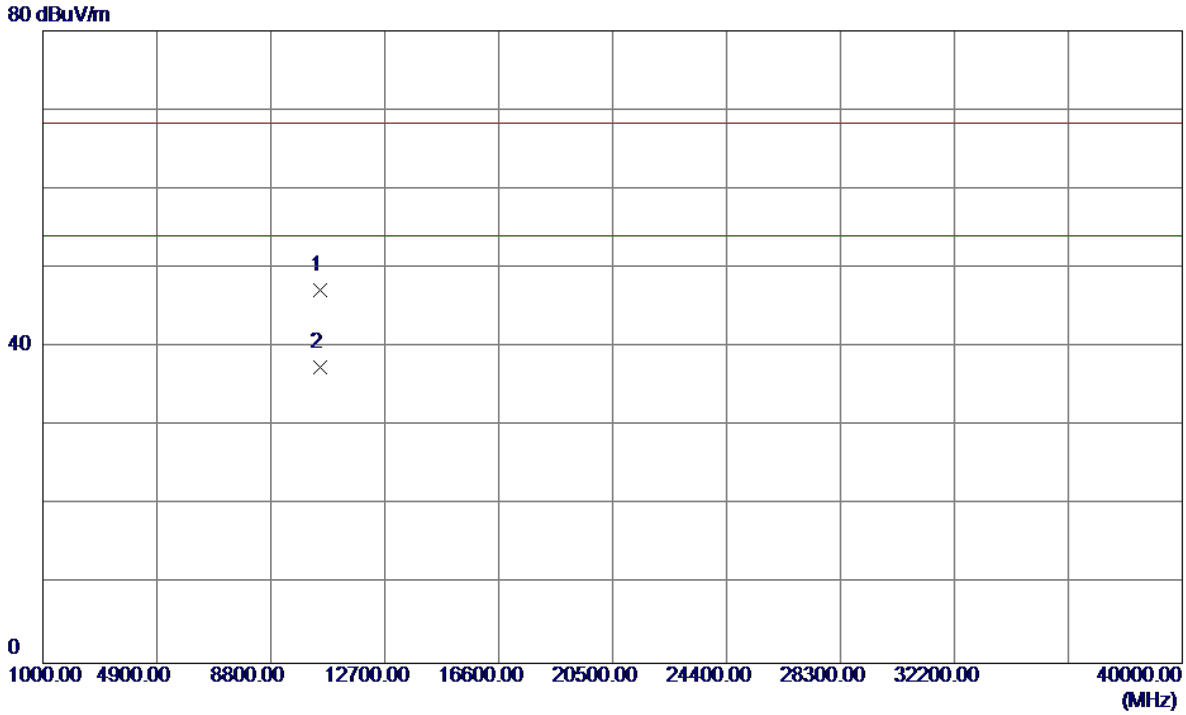

No.	Freq.	Reading Level	Correct Factor	Measure ment	Limit	Over		
	MHz	dBuV/m	dB	dBuV/m	dBuV/m	dB	Detector	Comment
1	10480.5700	33.44	13.69	47.13	68.30	-21.17	Peak	
2	10480.5700	23.70	13.69	37.39	54.00	-16.61	AVG	

Orthogonal Axis:	X
Test Mode:	UNII-1/ TX N40 Mode 5190MHz

Vertical

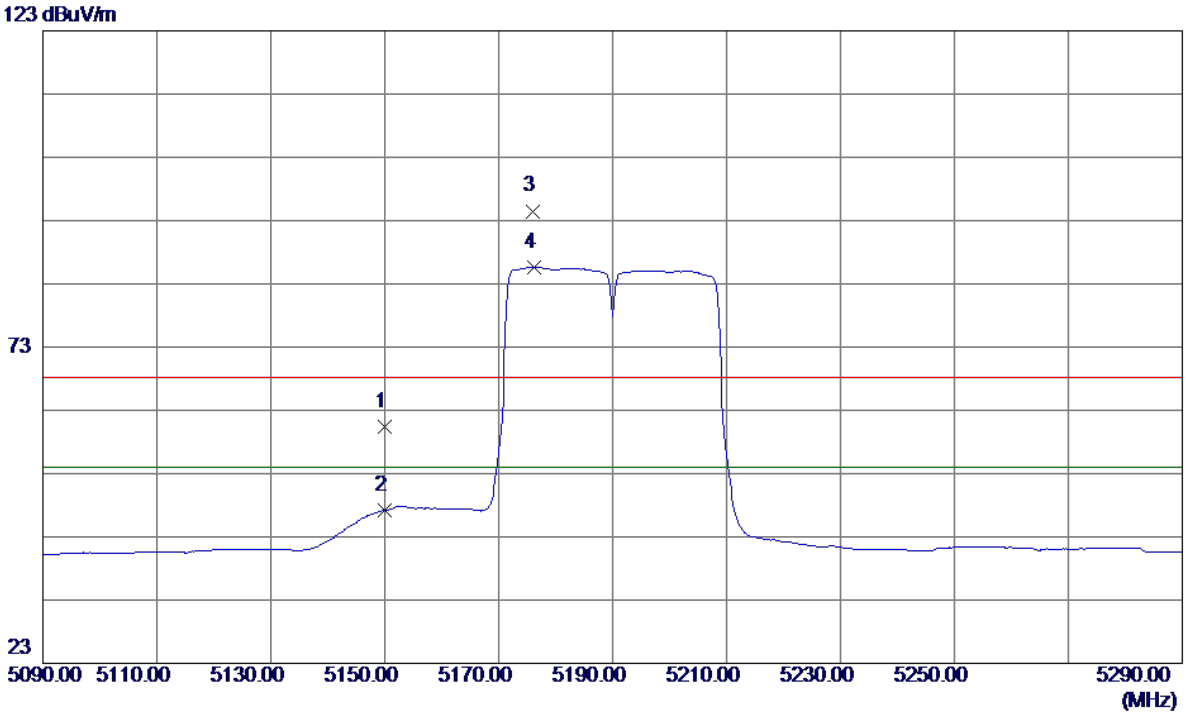

No.	Freq.	Reading Level	Correct Factor	Measure ment	Limit	Over		
	MHz	dBuV/m	dB	dBuV/m	dBuV/m	dB	Detector	Comment
1	5150.0000	20.23	40.22	60.45	68.30	-7.85	Peak	
2	5150.0000	7.03	40.22	47.25	54.00	-6.75	AVG	
3	5176.0000	54.23	40.27	94.50	68.30	26.20	Peak	no limit
4	5176.2000	45.36	40.27	85.63	54.00	31.63	AVG	no limit

Orthogonal Axis:	X
Test Mode:	UNII-1/ TX N40 Mode 5190MHz

Vertical

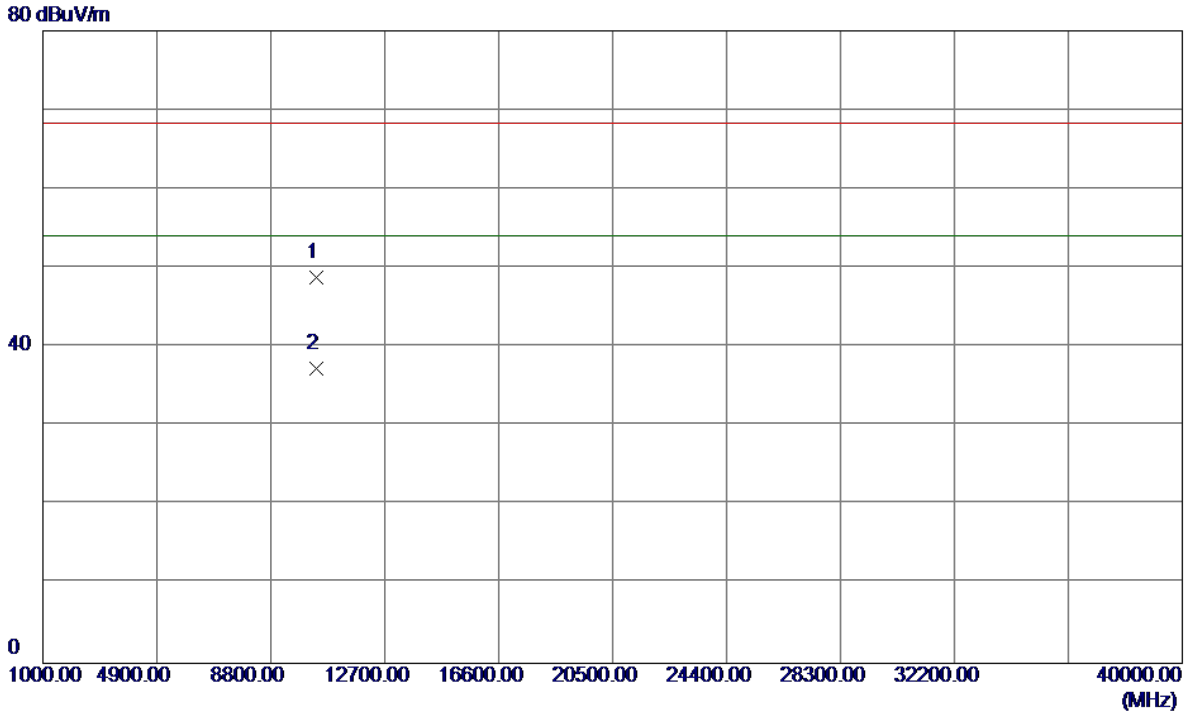

No.	Freq.	Reading Level	Correct Factor	Measure ment	Limit	Over		
	MHz	dBuV/m	dB	dBuV/m	dBuV/m	dB	Detector	Comment
1	10381.3400	34.93	13.83	48.76	68.30	-19.54	Peak	
2	10381.3400	23.43	13.83	37.26	54.00	-16.74	AVG	

Orthogonal Axis:	X
Test Mode:	UNII-1/ TX N40 Mode 5190MHz

Horizontal

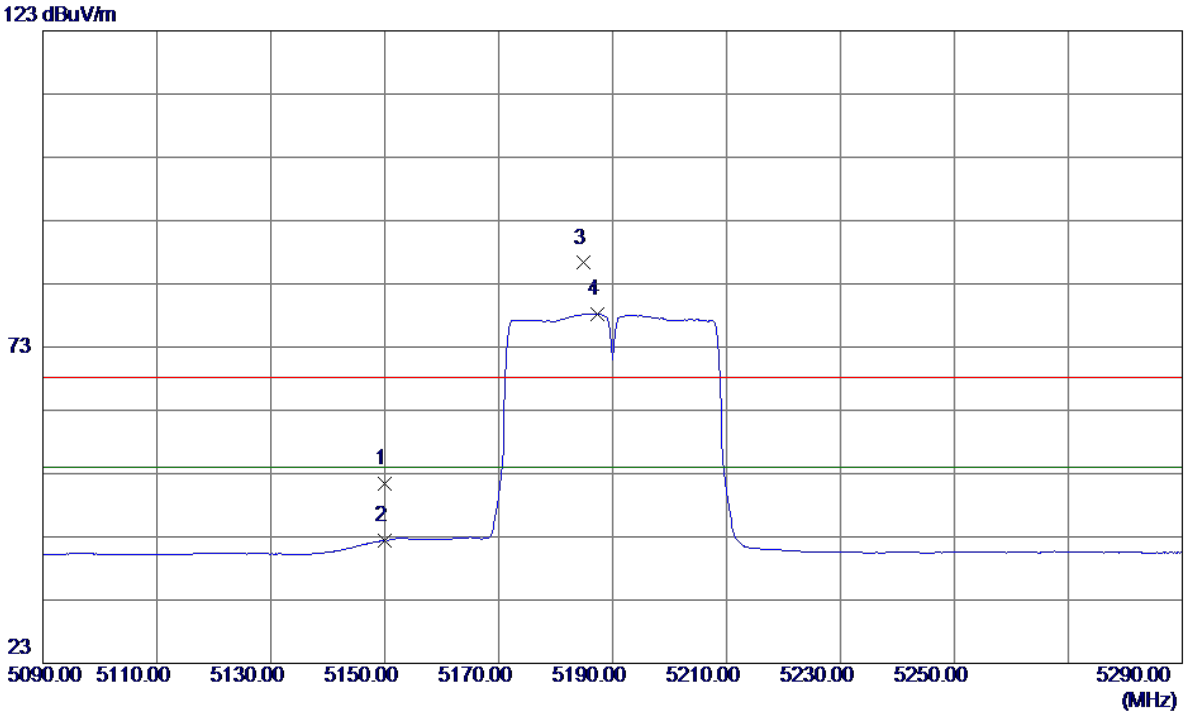

No.	Freq.	Reading Level	Correct Factor	Measure ment	Limit	Over		
	MHz	dBuV/m	dB	dBuV/m	dBuV/m	dB	Detector	Comment
1	5150.0000	11.26	40.22	51.48	68.30	-16.82	Peak	
2	5150.0000	2.24	40.22	42.46	54.00	-11.54	AVG	
3	5184.8000	46.01	40.29	86.30	68.30	18.00	Peak	no limit
4	5187.4000	37.94	40.30	78.24	54.00	24.24	AVG	no limit

Orthogonal Axis:	X
Test Mode:	UNII-1/ TX N40 Mode 5190MHz

Horizontal

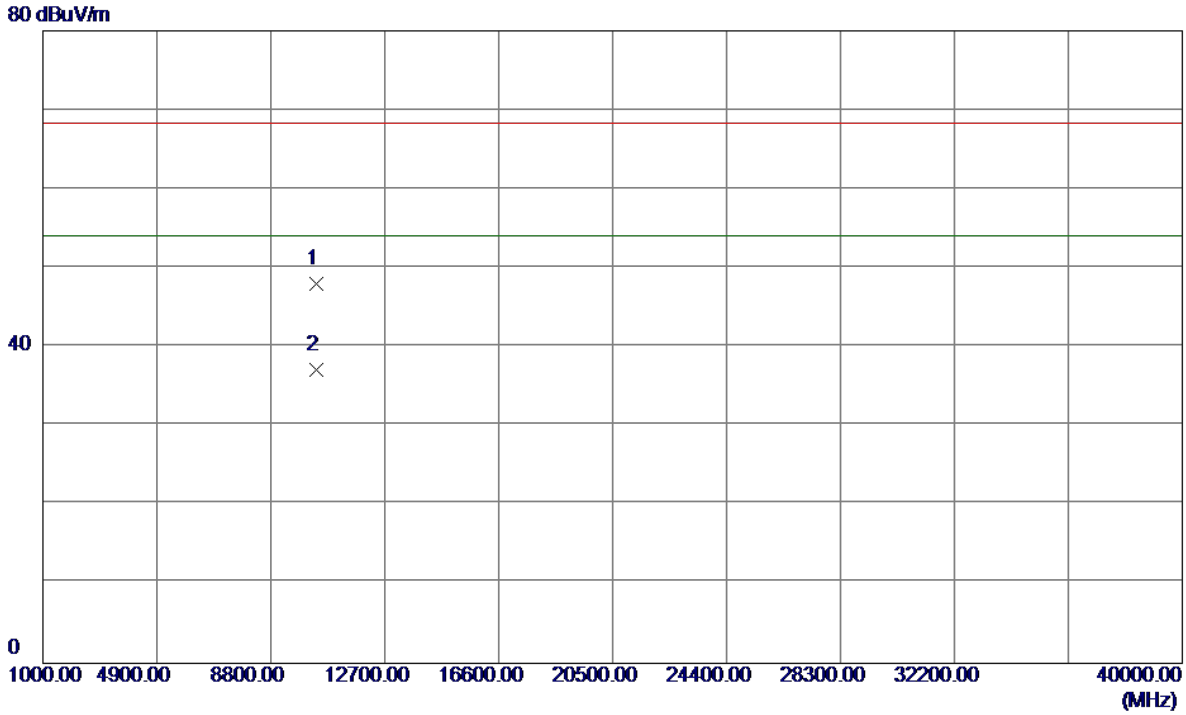

No.	Freq.	Reading Level	Correct Factor	Measure ment	Limit	Over		
	MHz	dBuV/m	dB	dBuV/m	dBuV/m	dB	Detector	Comment
1	10380.9600	34.18	13.83	48.01	68.30	-20.29	Peak	
2	10380.9600	23.26	13.83	37.09	54.00	-16.91	AVG	

Orthogonal Axis:	X
Test Mode:	UNII-1/ TX N40 Mode 5230MHz

Vertical

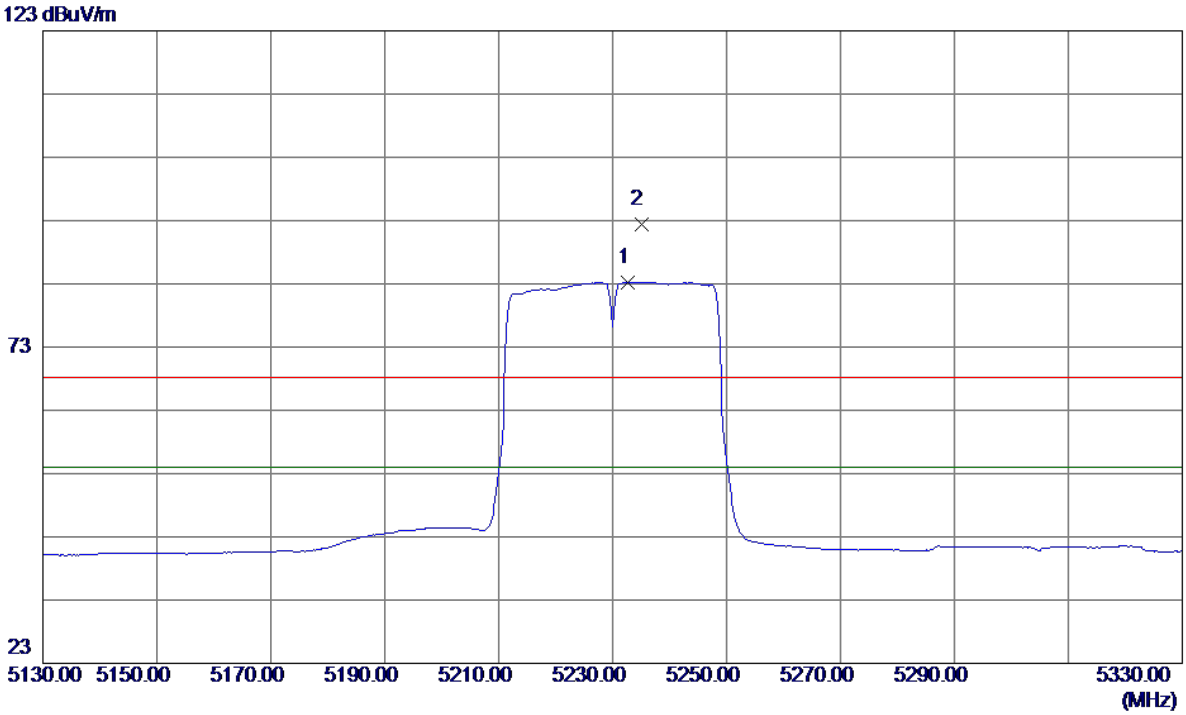

No.	Freq.	Reading Level	Correct Factor	Measure ment	Limit	Over		
	MHz	dBuV/m	dB	dBuV/m	dBuV/m	dB	Detector	Comment
1	5232.6000	42.85	40.39	83.24	54.00	29.24	AVG	no limit
2	5235.0000	51.92	40.40	92.32	68.30	24.02	Peak	no limit

Orthogonal Axis:	X
Test Mode:	UNII-1/ TX N40 Mode 5230MHz

Vertical

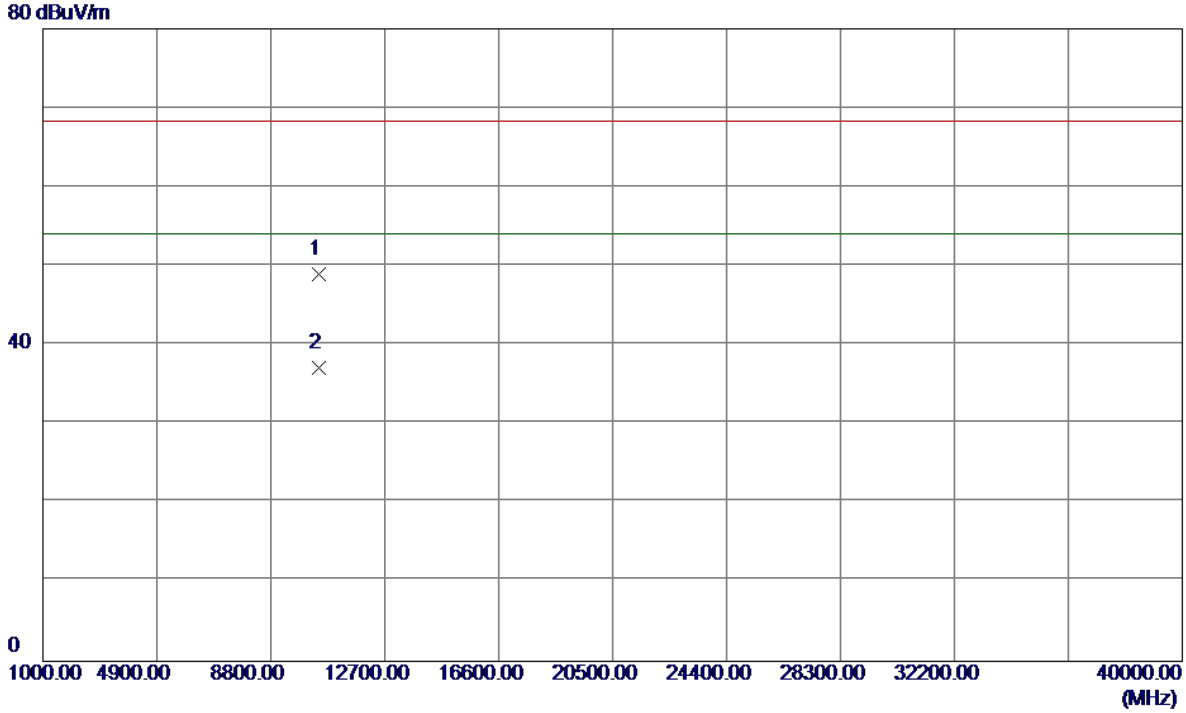

No.	Freq.	Reading Level	Correct Factor	Measure ment	Limit	Over		
	MHz	dBuV/m	dB	dBuV/m	dBuV/m	dB	Detector	Comment
1	10460.2300	35.24	13.72	48.96	68.30	-19.34	Peak	
2	10460.2300	23.44	13.72	37.16	54.00	-16.84	AVG	

Orthogonal Axis:	X
Test Mode:	UNII-1/ TX N40 Mode 5230MHz

Horizontal

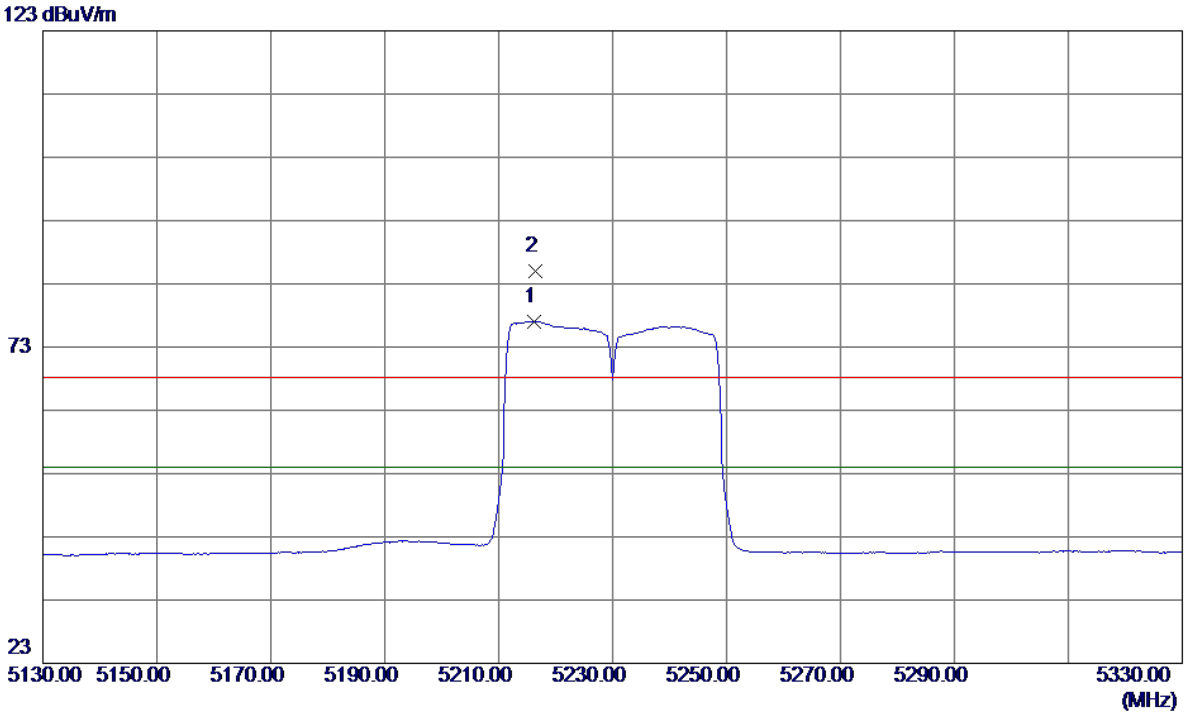

No.	Freq.	Reading Level	Correct Factor	Measure ment	Limit	Over		
	MHz	dBuV/m	dB	dBuV/m	dBuV/m	dB	Detector	Comment
1	5216.2000	36.71	40.36	77.07	54.00	23.07	AVG	no limit
2	5216.4000	44.63	40.36	84.99	68.30	16.69	Peak	no limit

Orthogonal Axis:	X
Test Mode:	UNII-1/ TX N40 Mode 5230MHz

Horizontal

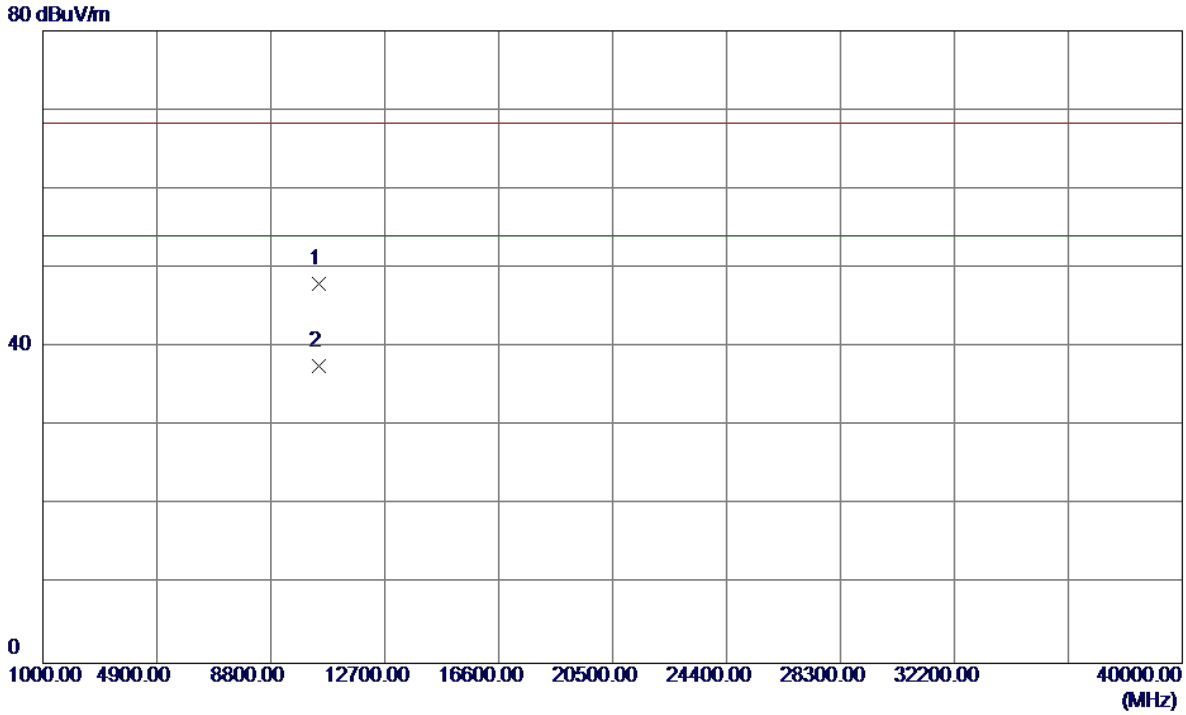

No.	Freq.	Reading Level	Correct Factor	Measure ment	Limit	Over		
	MHz	dBuV/m	dB	dBuV/m	dBuV/m	dB	Detector	Comment
1	10460.8800	34.26	13.72	47.98	68.30	-20.32	Peak	
2	10460.8800	23.83	13.72	37.55	54.00	-16.45	AVG	

Orthogonal Axis :	X
Test Mode :	UNII-2A/ TX A Mode 5260MHz

Vertical

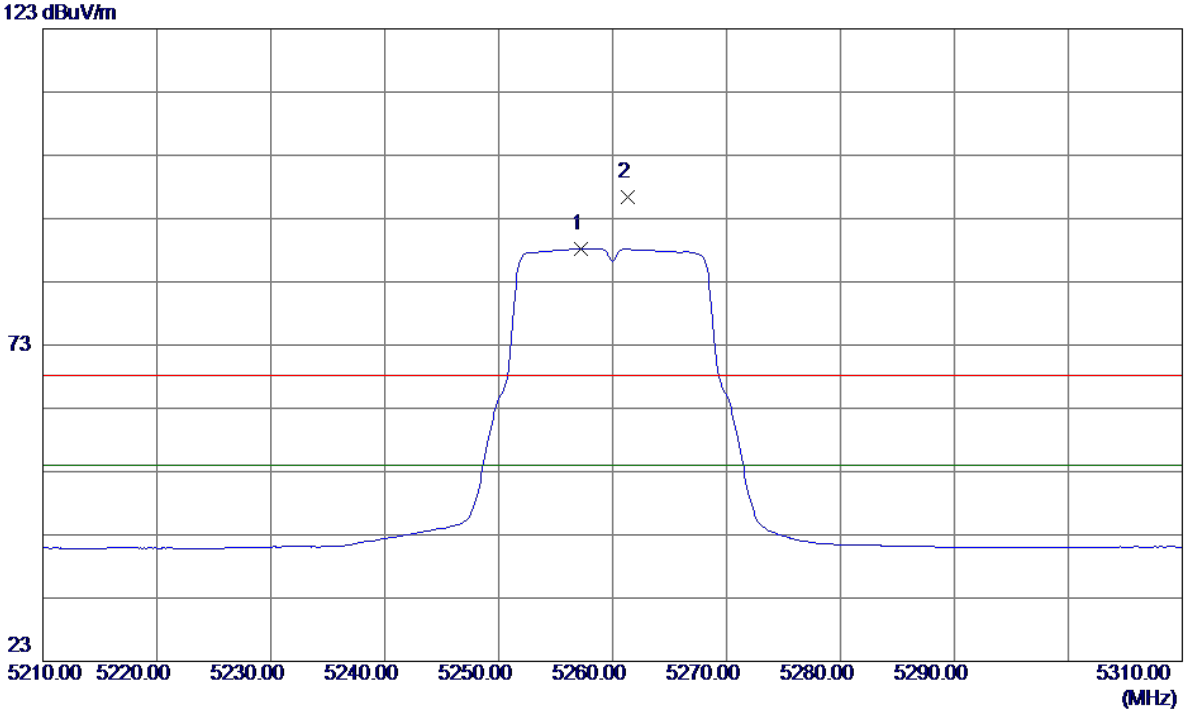

No.	Freq.	Reading Level	Correct Factor	Measure ment	Limit	Over		
	MHz	dBuV/m	dB	dBuV/m	dBuV/m	dB	Detector	Comment
1	5257.2000	47.75	40.45	88.20	54.00	34.20	AVG	no limit
2	5261.3000	55.91	40.45	96.36	68.30	28.06	Peak	no limit

Orthogonal Axis :	X
Test Mode :	UNII-2A/ TX A Mode 5260MHz

Vertical

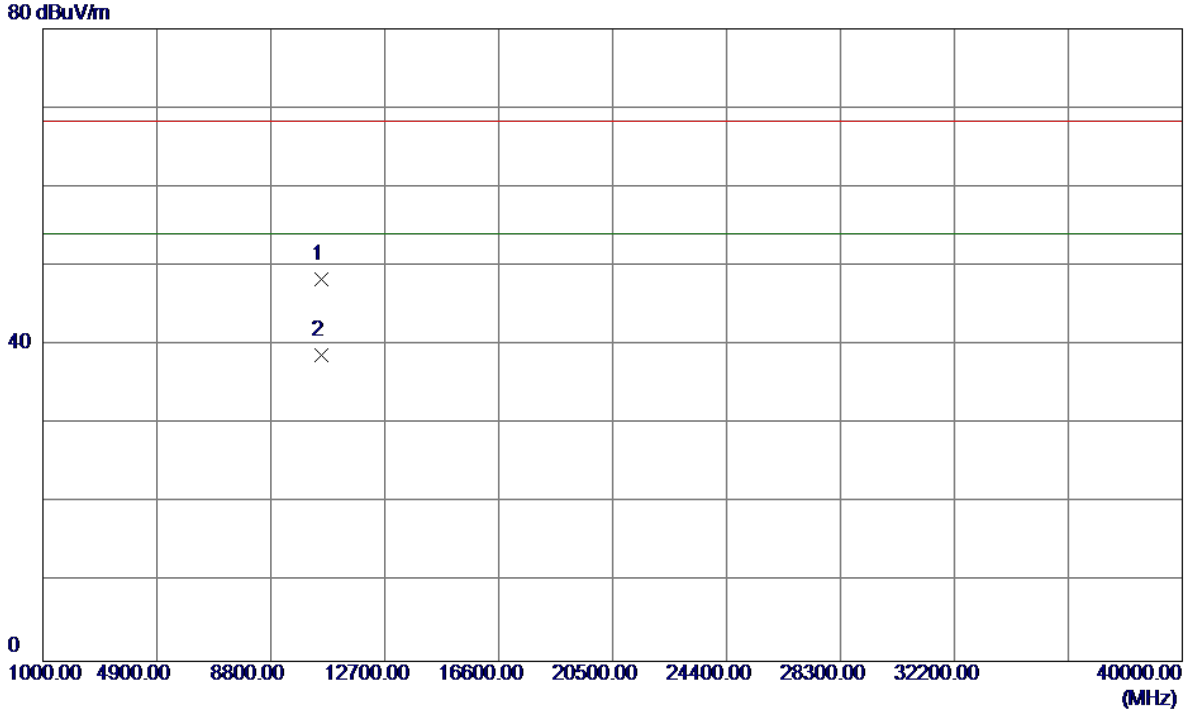

No.	Freq.	Reading Level	Correct Factor	Measure ment	Limit	Over		
	MHz	dBuV/m	dB	dBuV/m	dBuV/m	dB	Detector	Comment
1	10520.3600	34.54	13.75	48.29	68.30	-20.01	Peak	
2	10520.3600	24.94	13.75	38.69	54.00	-15.31	AVG	

Orthogonal Axis :	X
Test Mode :	UNII-2A/ TX A Mode 5260MHz

Horizontal

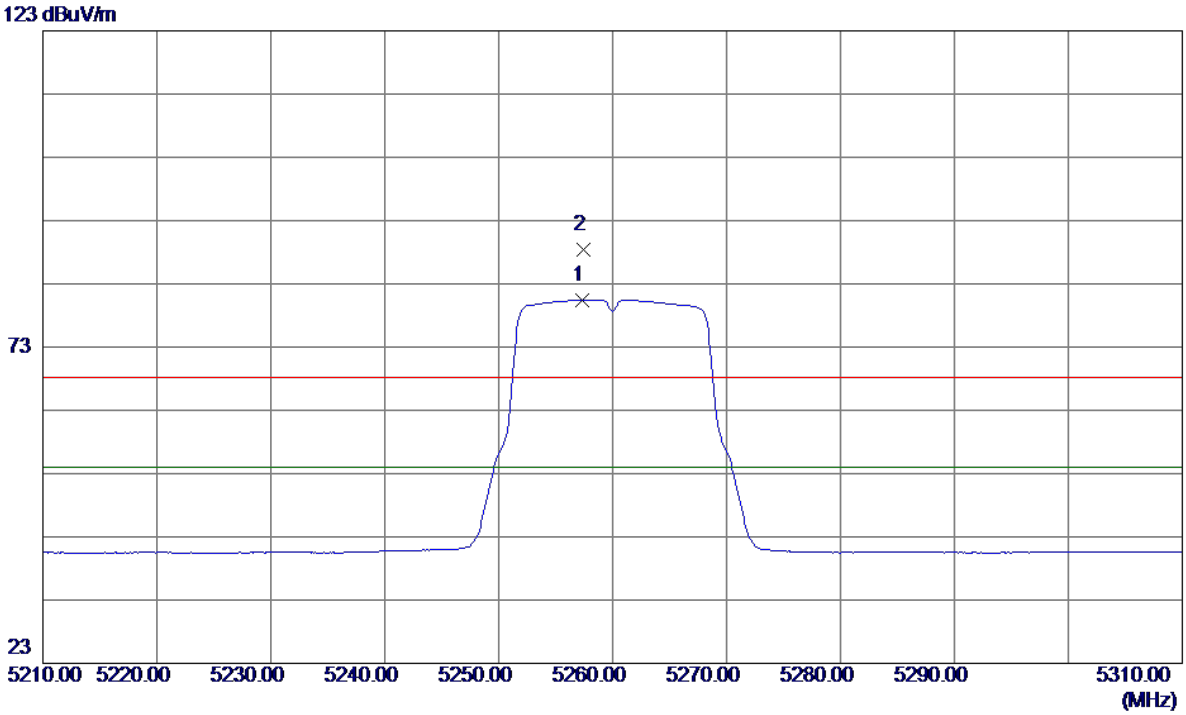

No.	Freq.	Reading Level	Correct Factor	Measure ment	Limit	Over		
	MHz	dBuV/m	dB	dBuV/m	dBuV/m	dB	Detector	Comment
1	5257.3000	40.03	40.45	80.48	54.00	26.48	AVG	no limit
2	5257.4000	48.04	40.45	88.49	68.30	20.19	Peak	no limit

Orthogonal Axis :	X
Test Mode :	UNII-2A/ TX A Mode 5260MHz

Horizontal

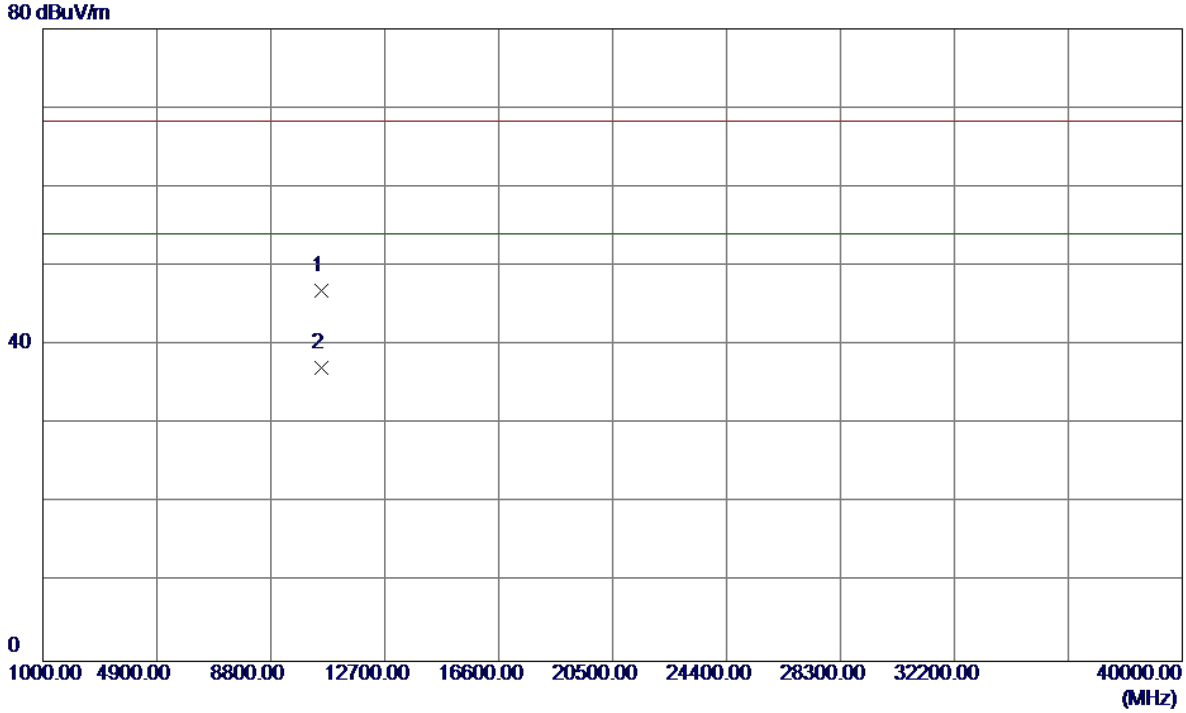

No.	Freq.	Reading Level	Correct Factor	Measure ment	Limit	Over		
	MHz	dBuV/m	dB	dBuV/m	dBuV/m	dB	Detector	Comment
1	10520.0599	33.07	13.75	46.82	68.30	-21.48	Peak	
2	10520.0599	23.41	13.75	37.16	54.00	-16.84	AVG	

Orthogonal Axis :	X
Test Mode :	UNII-2A/ TX A Mode 5300MHz

Vertical

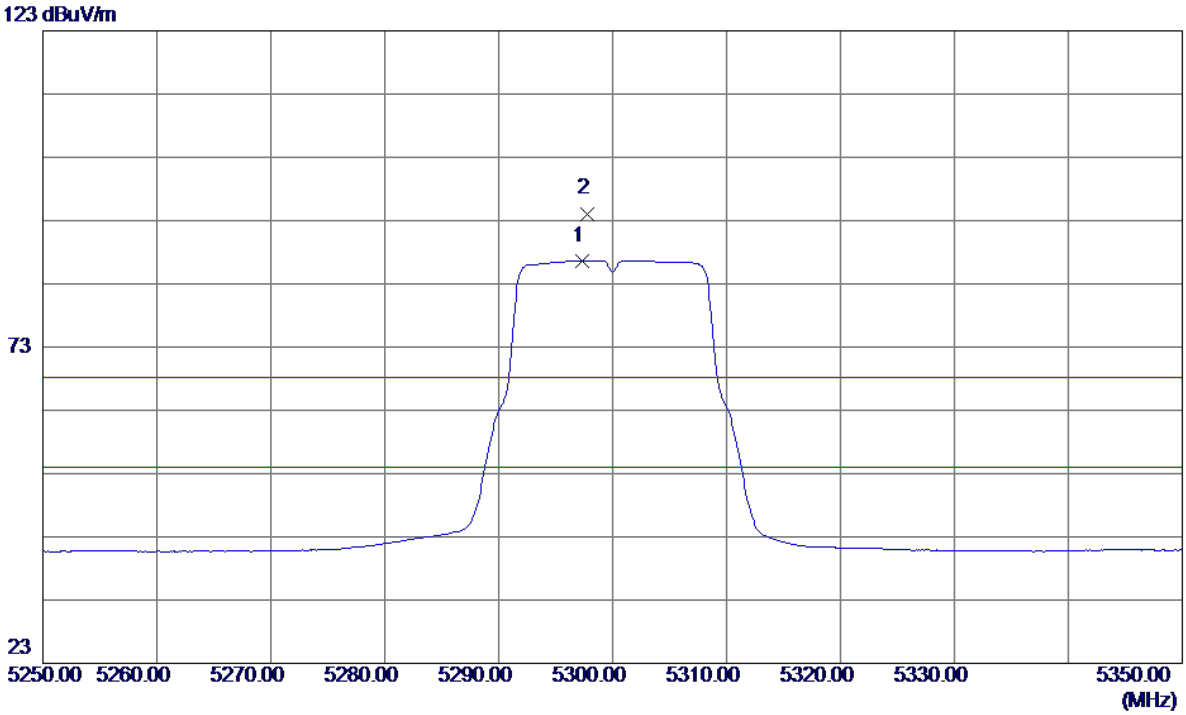

No.	Freq.	Reading Level	Correct Factor	Measure ment	Limit	Over		
	MHz	dBuV/m	dB	dBuV/m	dBuV/m	dB	Detector	Comment
1	5297.3000	46.16	40.53	86.69	54.00	32.69	AVG	no limit
2	5297.8000	53.57	40.53	94.10	68.30	25.80	Peak	no limit

Orthogonal Axis :	X
Test Mode :	UNII-2A/ TX A Mode 5300MHz

Vertical

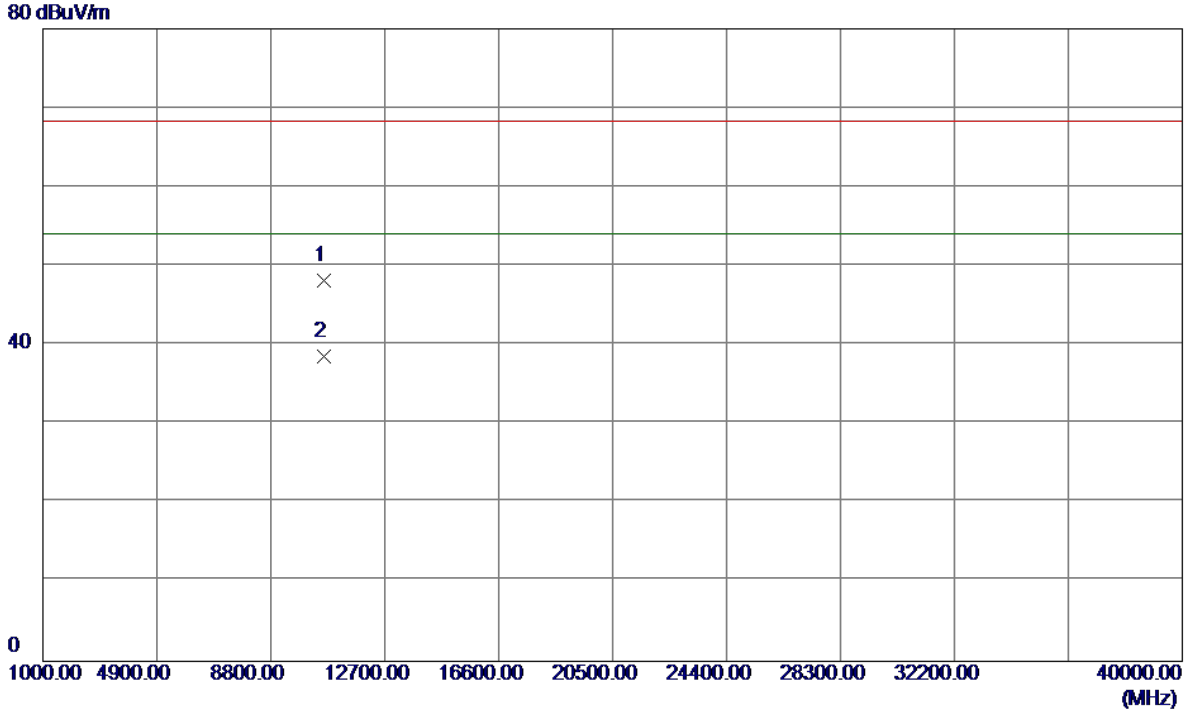

No.	Freq.	Reading Level	Correct Factor	Measure ment	Limit	Over		
	MHz	dBuV/m	dB	dBuV/m	dBuV/m	dB	Detector	Comment
1	10600.0000	34.04	14.08	48.12	68.30	-20.18	Peak	
2	10600.0000	24.47	14.08	38.55	54.00	-15.45	AVG	

Orthogonal Axis :	X
Test Mode :	UNII-2A/ TX A Mode 5300MHz

Horizontal

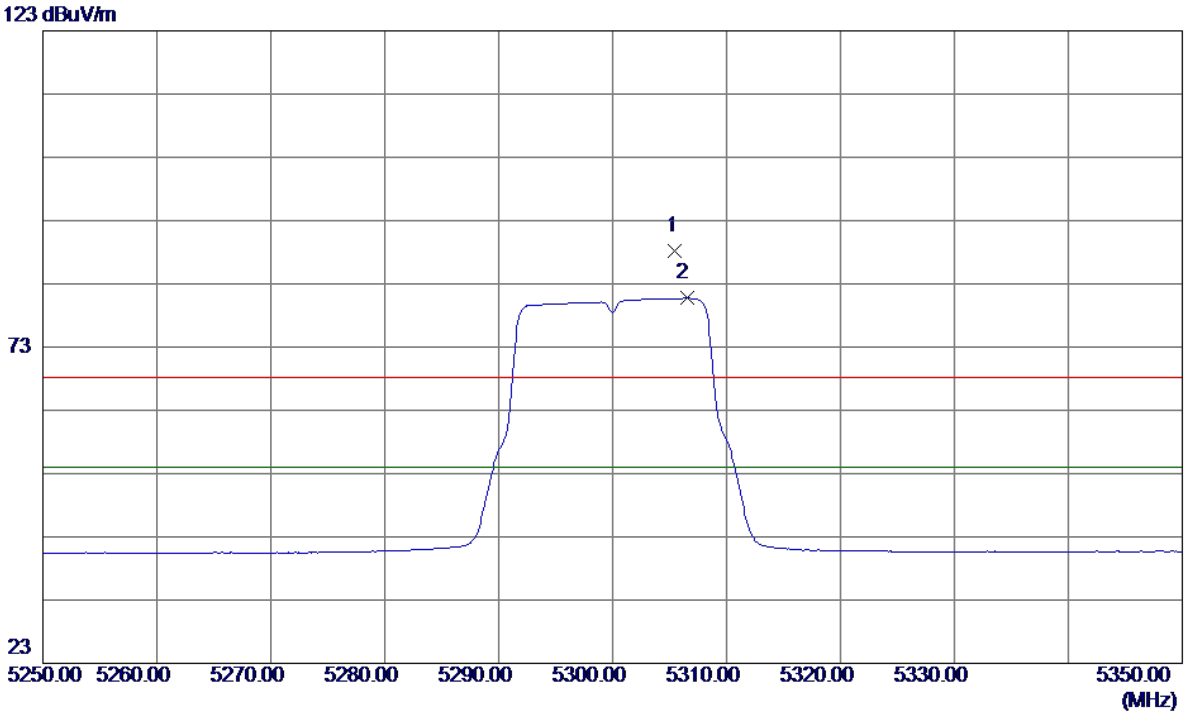

No.	Freq.	Reading Level	Correct Factor	Measure ment	Limit	Over		
	MHz	dBuV/m	dB	dBuV/m	dBuV/m	dB	Detector	Comment
1	5305.5000	47.59	40.55	88.14	68.30	19.84	Peak	no limit
2	5306.5000	40.24	40.55	80.79	54.00	26.79	AVG	no limit

Orthogonal Axis :	X
Test Mode :	UNII-2A/ TX A Mode 5300MHz

Horizontal

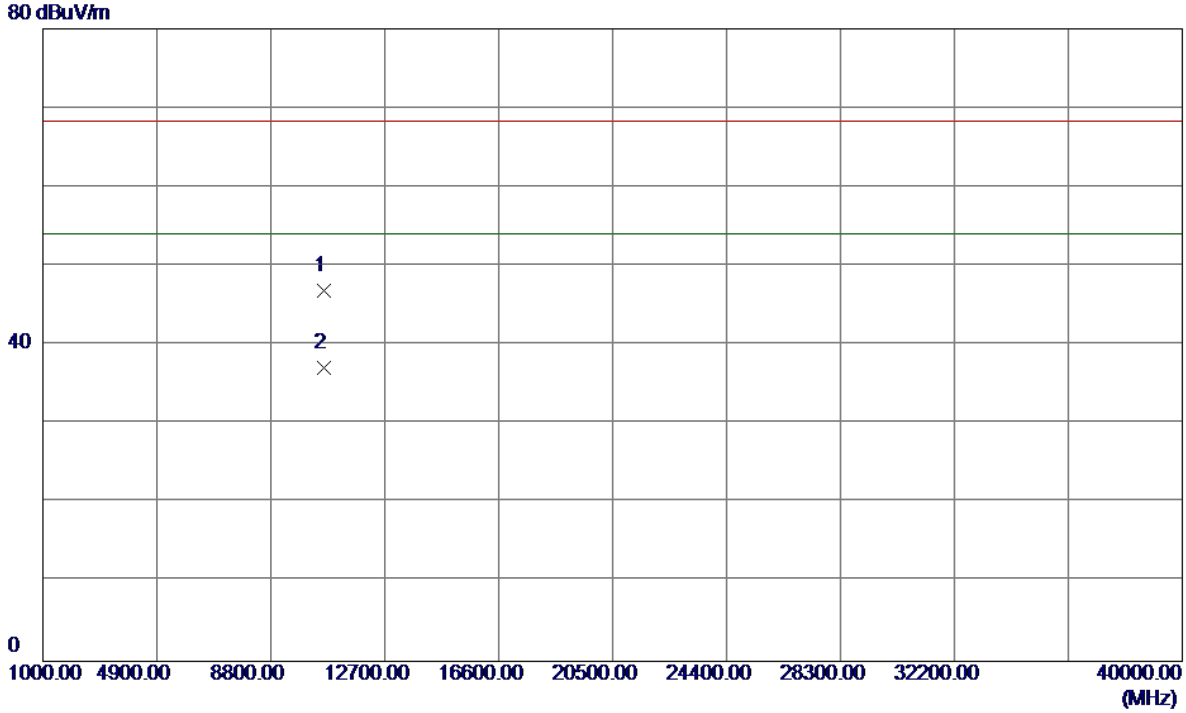

No.	Freq.	Reading Level	Correct Factor	Measure ment	Limit	Over		
	MHz	dBuV/m	dB	dBuV/m	dBuV/m	dB	Detector	Comment
1	10600.1500	32.74	14.08	46.82	68.30	-21.48	Peak	
2	10600.1500	22.97	14.08	37.05	54.00	-16.95	AVG	

Orthogonal Axis :	X
Test Mode :	UNII-2A/ TX A Mode 5320MHz

Vertical

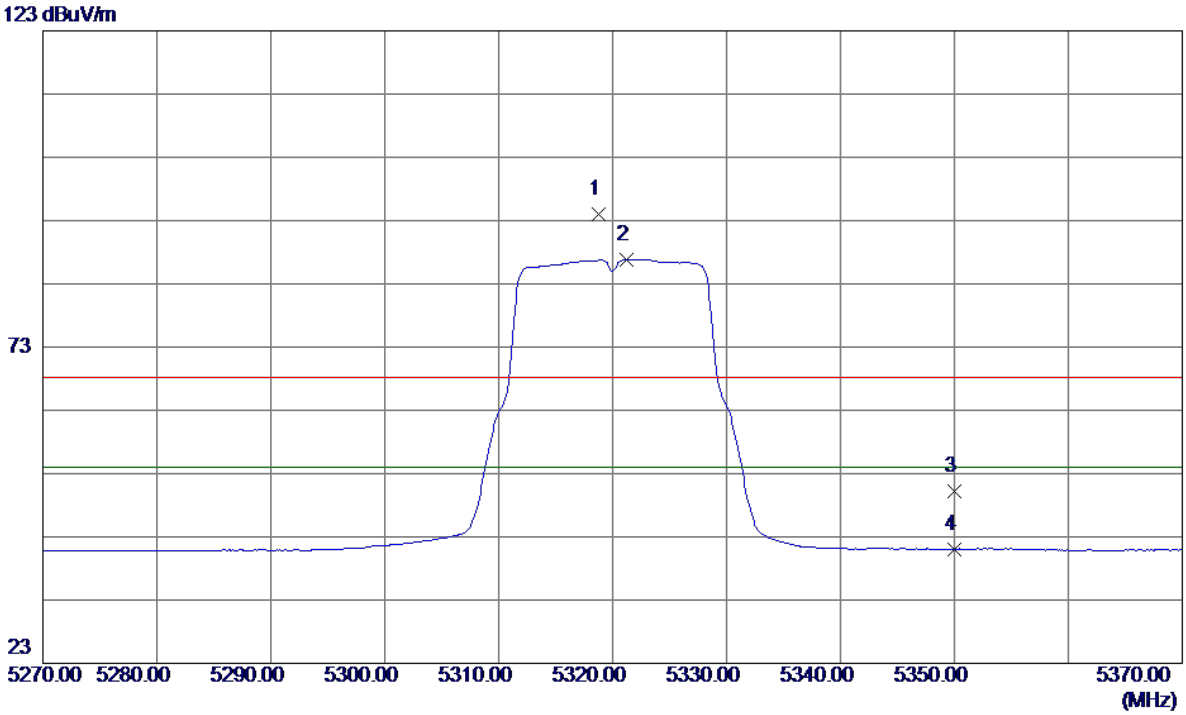

No.	Freq.	Reading Level	Correct Factor	Measure ment	Limit	Over		
	MHz	dBuV/m	dB	dBuV/m	dBuV/m	dB	Detector	Comment
1	5318.8000	53.51	40.58	94.09	68.30	25.79	Peak	no limit
2	5321.2000	46.25	40.58	86.83	54.00	32.83	AVG	no limit
3	5350.0000	9.53	40.64	50.17	68.30	-18.13	Peak	
4	5350.0000	0.39	40.64	41.03	54.00	-12.97	AVG	

Orthogonal Axis :	X
Test Mode :	UNII-2A/ TX A Mode 5320MHz

Vertical

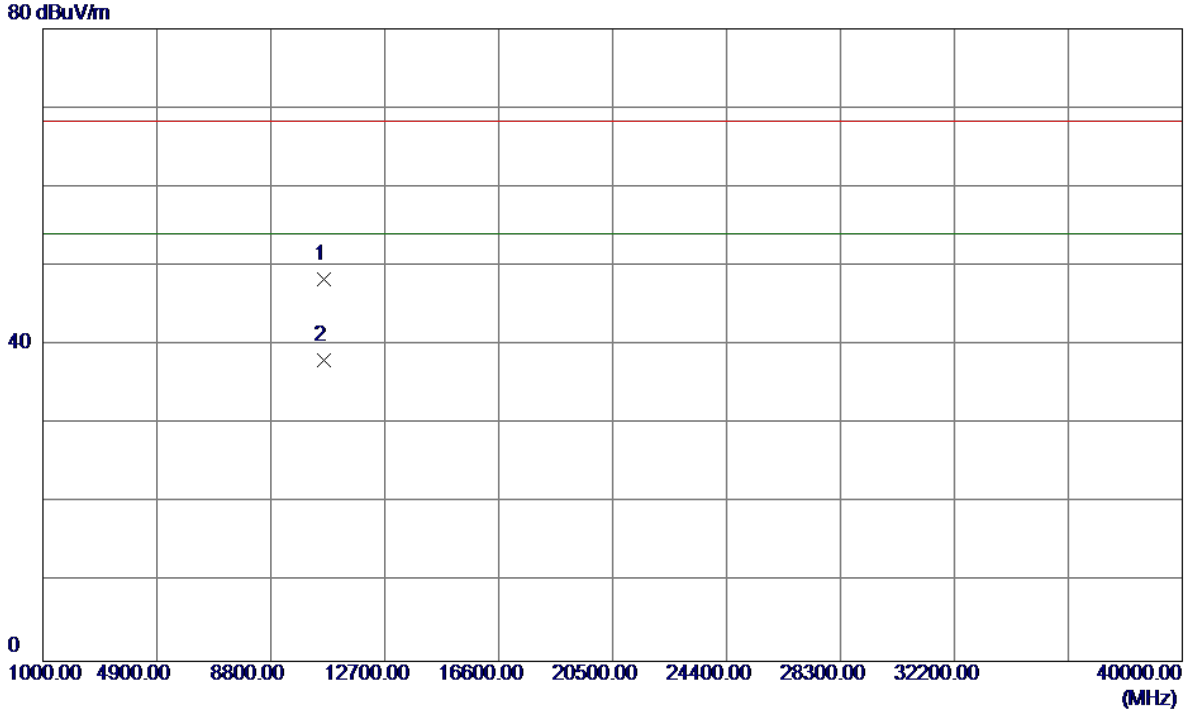

No.	Freq.	Reading Level	Correct Factor	Measure ment	Limit	Over		
	MHz	dBuV/m	dB	dBuV/m	dBuV/m	dB	Detector	Comment
1	10640.3500	34.08	14.25	48.33	68.30	-19.97	Peak	
2	10640.3500	23.84	14.25	38.09	54.00	-15.91	AVG	

Orthogonal Axis :	X
Test Mode :	UNII-2A/ TX A Mode 5320MHz

Horizontal

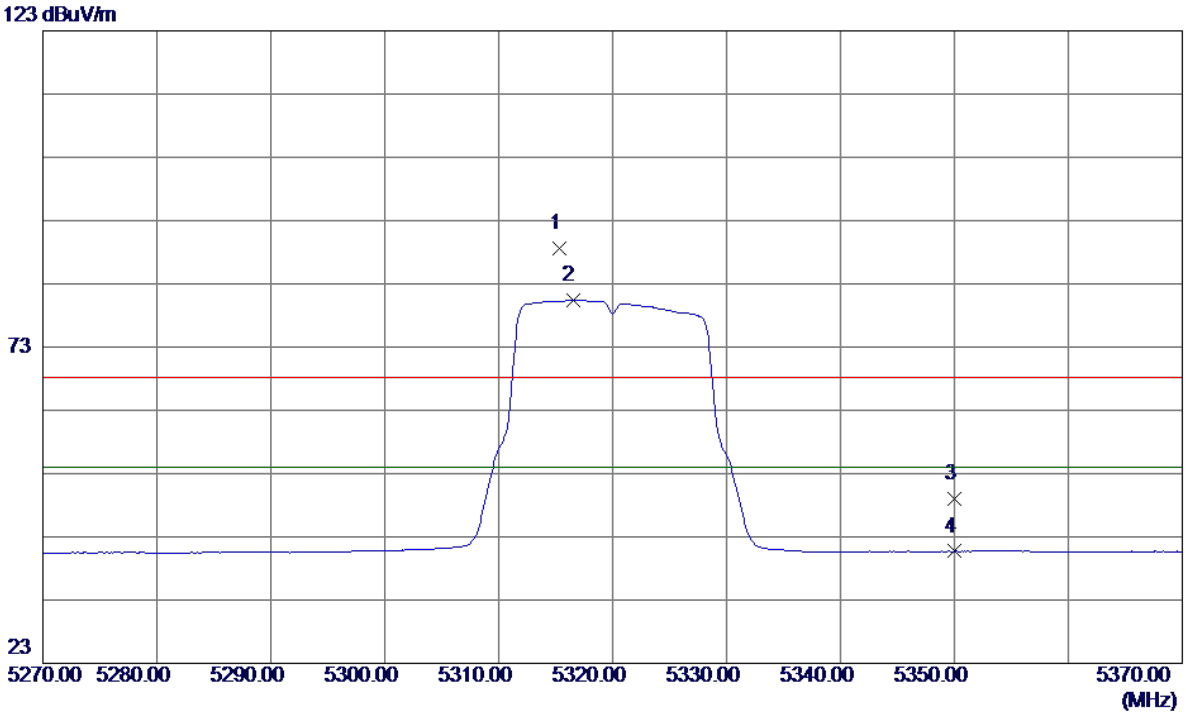

No.	Freq.	Reading Level	Correct Factor	Measure ment	Limit	Over		
	MHz	dBuV/m	dB	dBuV/m	dBuV/m	dB	Detector	Comment
1	5315.3000	48.05	40.57	88.62	68.30	20.32	Peak	no limit
2	5316.5000	39.86	40.57	80.43	54.00	26.43	AVG	no limit
3	5350.0000	8.44	40.64	49.08	68.30	-19.22	Peak	
4	5350.0000	0.06	40.64	40.70	54.00	-13.30	AVG	

Orthogonal Axis :	X
Test Mode :	UNII-2A/ TX A Mode 5320MHz

Horizontal

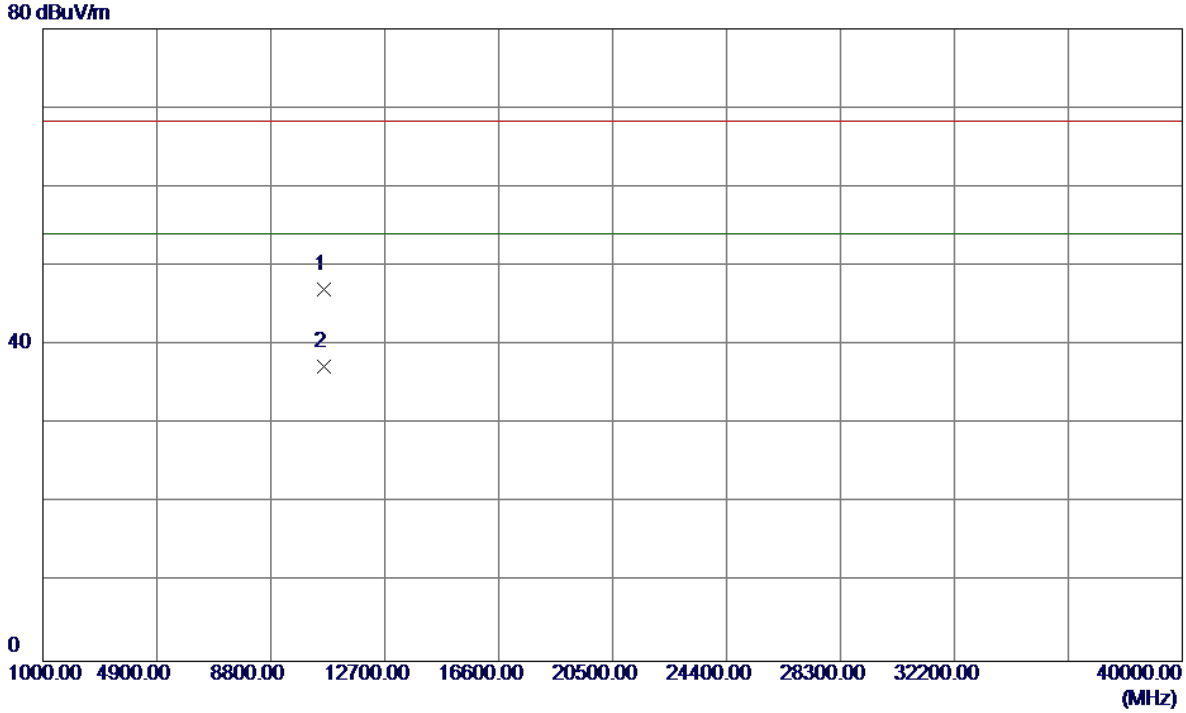

No.	Freq.	Reading Level	Correct Factor	Measure ment	Limit	Over		
	MHz	dBuV/m	dB	dBuV/m	dBuV/m	dB	Detector	Comment
1	10640.0300	32.77	14.25	47.02	68.30	-21.28	Peak	
2	10640.0300	23.10	14.25	37.35	54.00	-16.65	AVG	

Orthogonal Axis :	X
Test Mode :	UNII-2A/ TX N20 Mode 5260MHz

Vertical

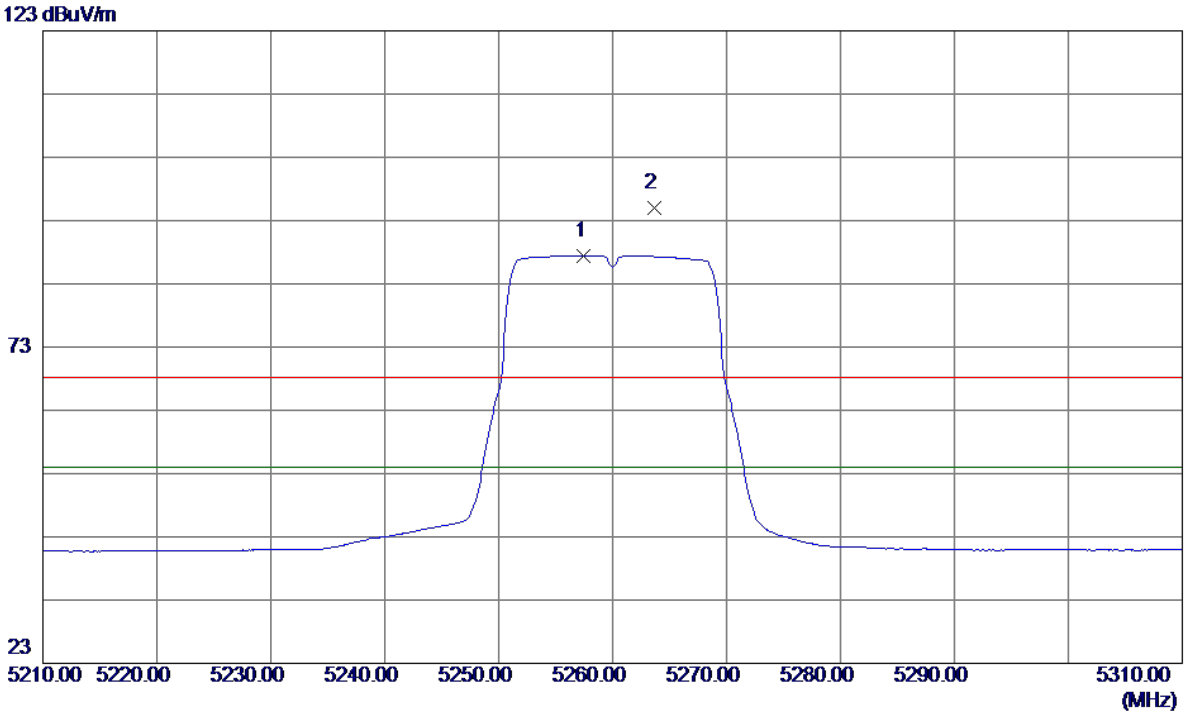

No.	Freq.	Reading Level	Correct Factor	Measure ment	Limit	Over		
	MHz	dBuV/m	dB	dBuV/m	dBuV/m	dB	Detector	Comment
1	5257.5000	47.03	40.45	87.48	54.00	33.48	AVG	no limit
2	5263.7000	54.53	40.46	94.99	68.30	26.69	Peak	no limit

Orthogonal Axis :	X
Test Mode :	UNII-2A/ TX N20 Mode 5260MHz

Vertical

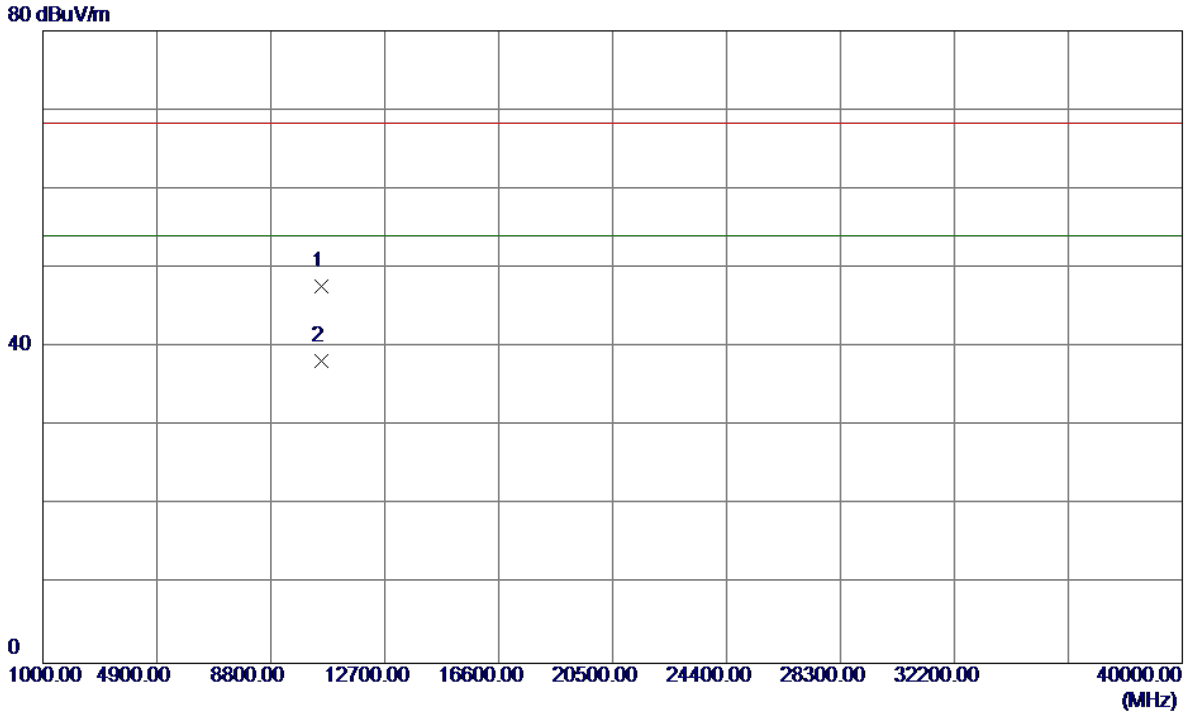

No.	Freq.	Reading Level	Correct Factor	Measure ment	Limit	Over		
	MHz	dBuV/m	dB	dBuV/m	dBuV/m	dB	Detector	Comment
1	10520.0700	33.90	13.75	47.65	68.30	-20.65	Peak	
2	10520.0700	24.46	13.75	38.21	54.00	-15.79	AVG	

Orthogonal Axis :	X
Test Mode :	UNII-2A/ TX N20 Mode 5260MHz

Horizontal

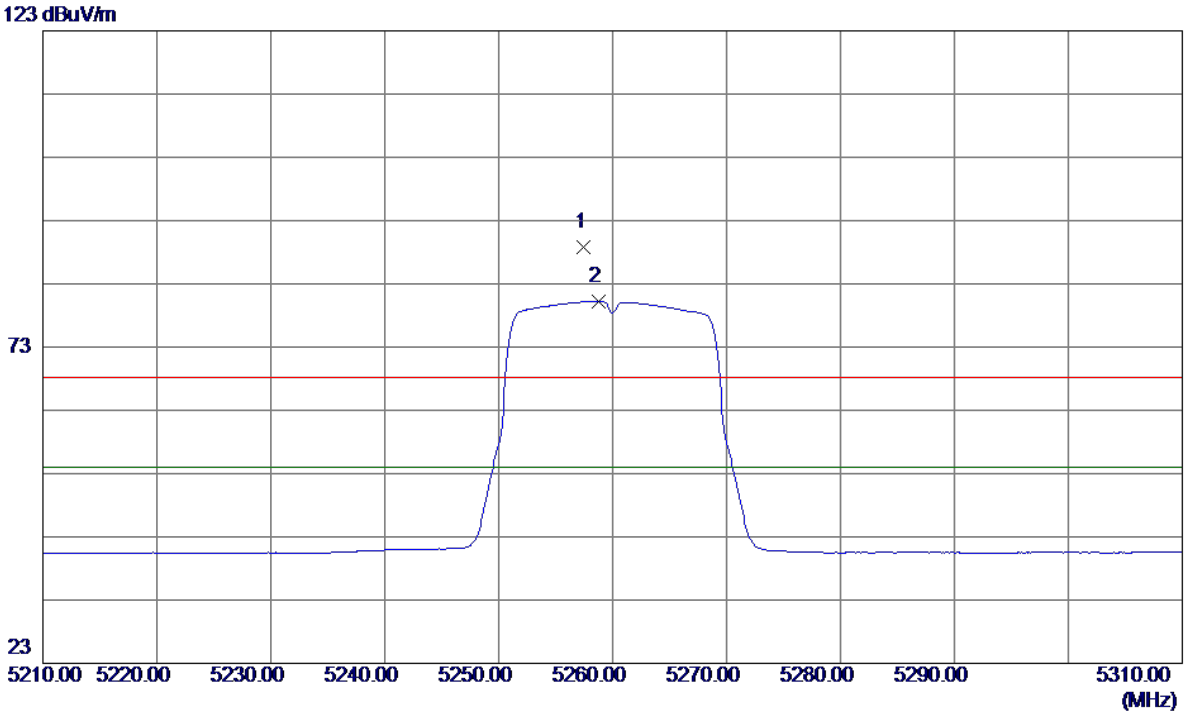

No.	Freq.	Reading Level	Correct Factor	Measure ment	Limit	Over		
	MHz	dBuV/m	dB	dBuV/m	dBuV/m	dB	Detector	Comment
1	5257.5000	48.34	40.45	88.79	68.30	20.49	Peak	no limit
2	5258.8000	39.79	40.45	80.24	54.00	26.24	AVG	no limit

Orthogonal Axis :	X
Test Mode :	UNII-2A/ TX N20 Mode 5260MHz

Horizontal

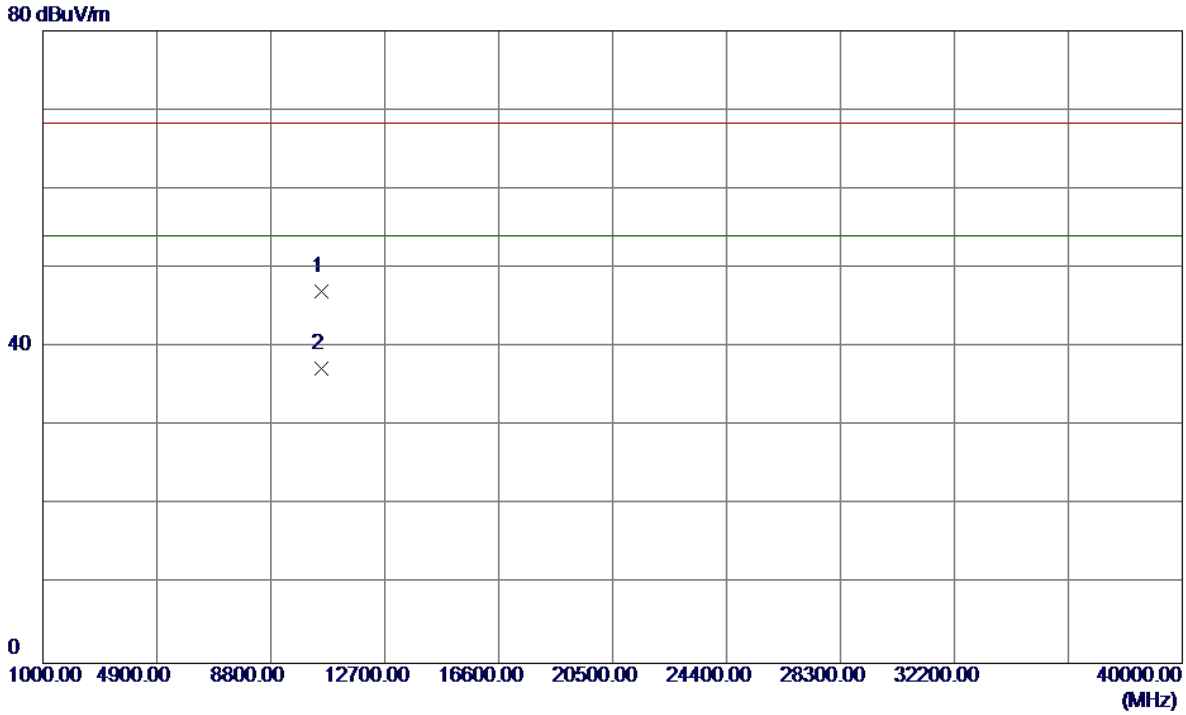

No.	Freq.	Reading Level	Correct Factor	Measure ment	Limit	Over		
	MHz	dBuV/m	dB	dBuV/m	dBuV/m	dB	Detector	Comment
1	10520.0900	33.22	13.75	46.97	68.30	-21.33	Peak	
2	10520.0900	23.51	13.75	37.26	54.00	-16.74	AVG	

Orthogonal Axis :	X
Test Mode :	UNII-2A/ TX N20 Mode 5300MHz

Vertical

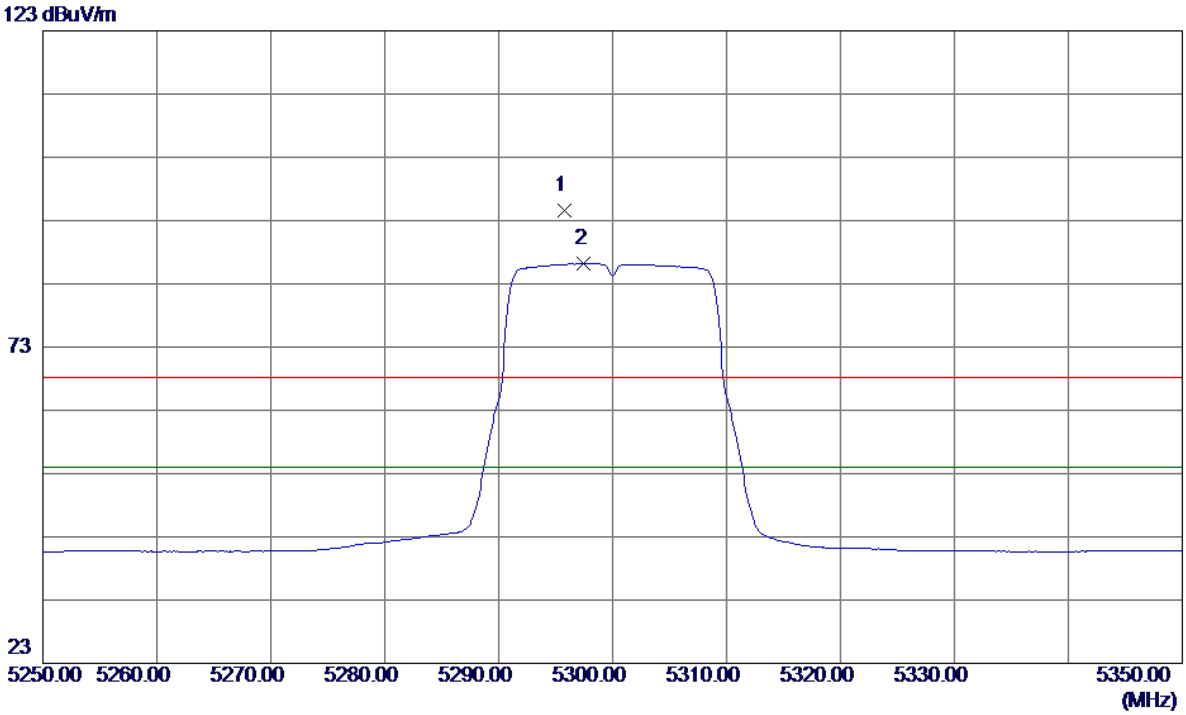

No.	Freq.	Reading Level	Correct Factor	Measure ment	Limit	Over		
	MHz	dBuV/m	dB	dBuV/m	dBuV/m	dB	Detector	Comment
1	5295.8000	54.03	40.53	94.56	68.30	26.26	Peak	no limit
2	5297.5000	45.65	40.53	86.18	54.00	32.18	AVG	no limit

Orthogonal Axis :	X
Test Mode :	UNII-2A/ TX N20 Mode 5300MHz

Vertical

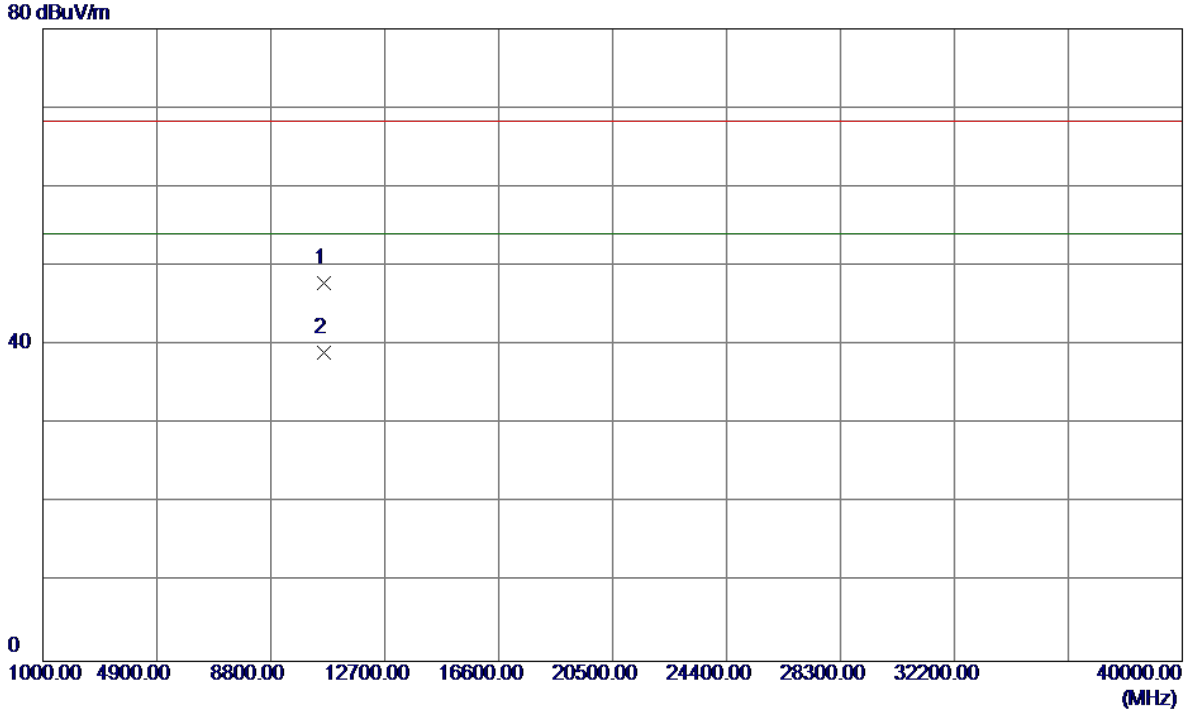

No.	Freq.	Reading Level	Correct Factor	Measure ment	Limit	Over		
	MHz	dBuV/m	dB	dBuV/m	dBuV/m	dB	Detector	Comment
1	10600.2300	33.82	14.08	47.90	68.30	-20.40	Peak	
2	10600.2300	24.95	14.08	39.03	54.00	-14.97	AVG	

Orthogonal Axis :	X
Test Mode :	UNII-2A/ TX N20 Mode 5300MHz

Horizontal

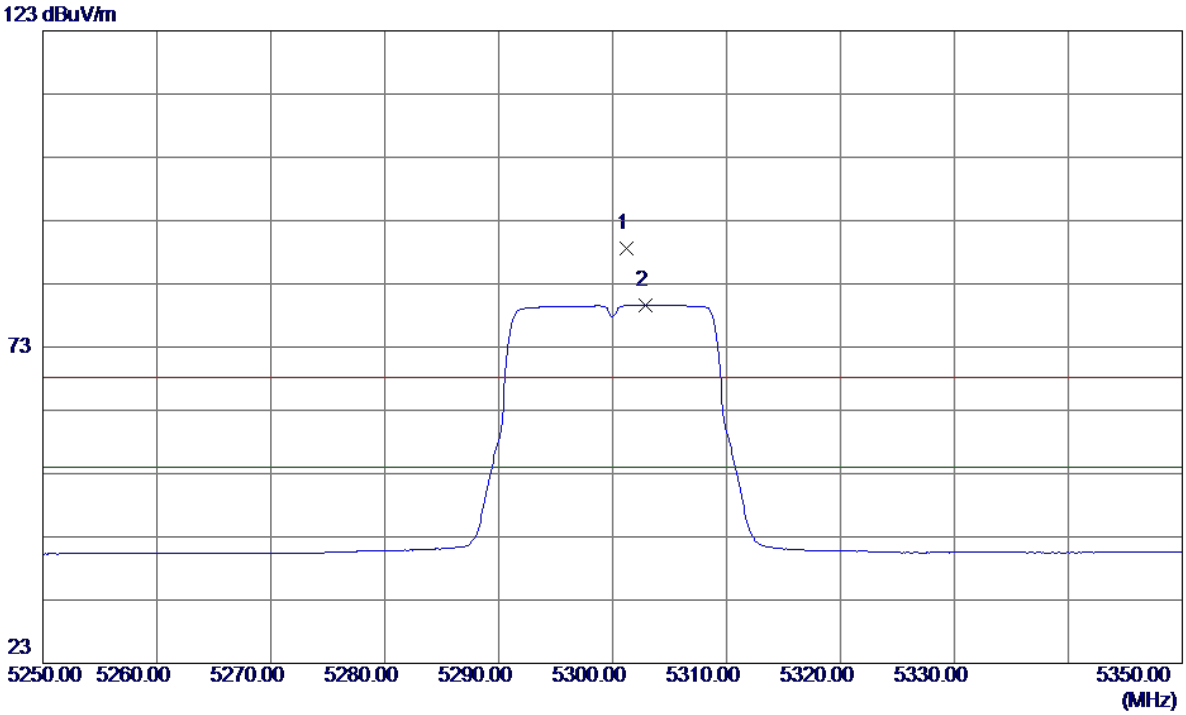

No.	Freq.	Reading Level	Correct Factor	Measure ment	Limit	Over		
	MHz	dBuV/m	dB	dBuV/m	dBuV/m	dB	Detector	Comment
1	5301.2000	47.98	40.54	88.52	68.30	20.22	Peak	no limit
2	5302.9000	39.12	40.54	79.66	54.00	25.66	AVG	no limit

Orthogonal Axis :	X
Test Mode :	UNII-2A/ TX N20 Mode 5300MHz

Horizontal

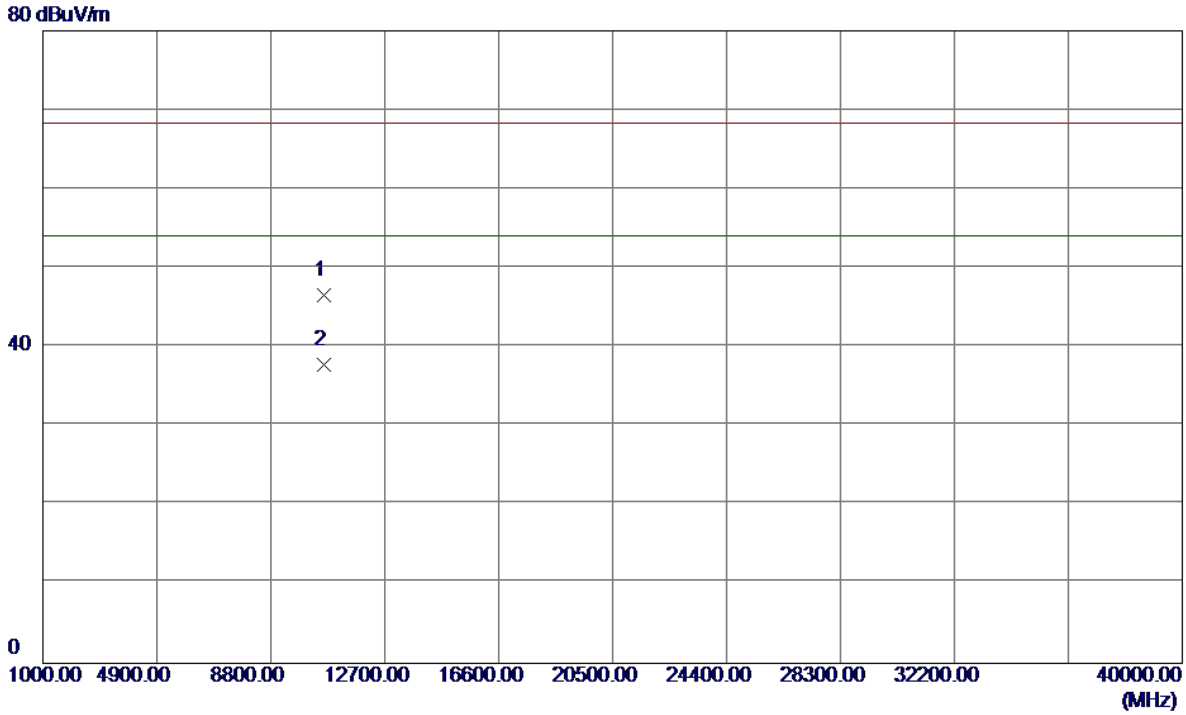

No.	Freq.	Reading Level	Correct Factor	Measure ment	Limit	Over		
	MHz	dBuV/m	dB	dBuV/m	dBuV/m	dB	Detector	Comment
1	10600.2300	32.45	14.08	46.53	68.30	-21.77	Peak	
2	10600.2300	23.73	14.08	37.81	54.00	-16.19	AVG	

Orthogonal Axis :	X
Test Mode :	UNII-2A/ TX N20 Mode 5320MHz

Vertical

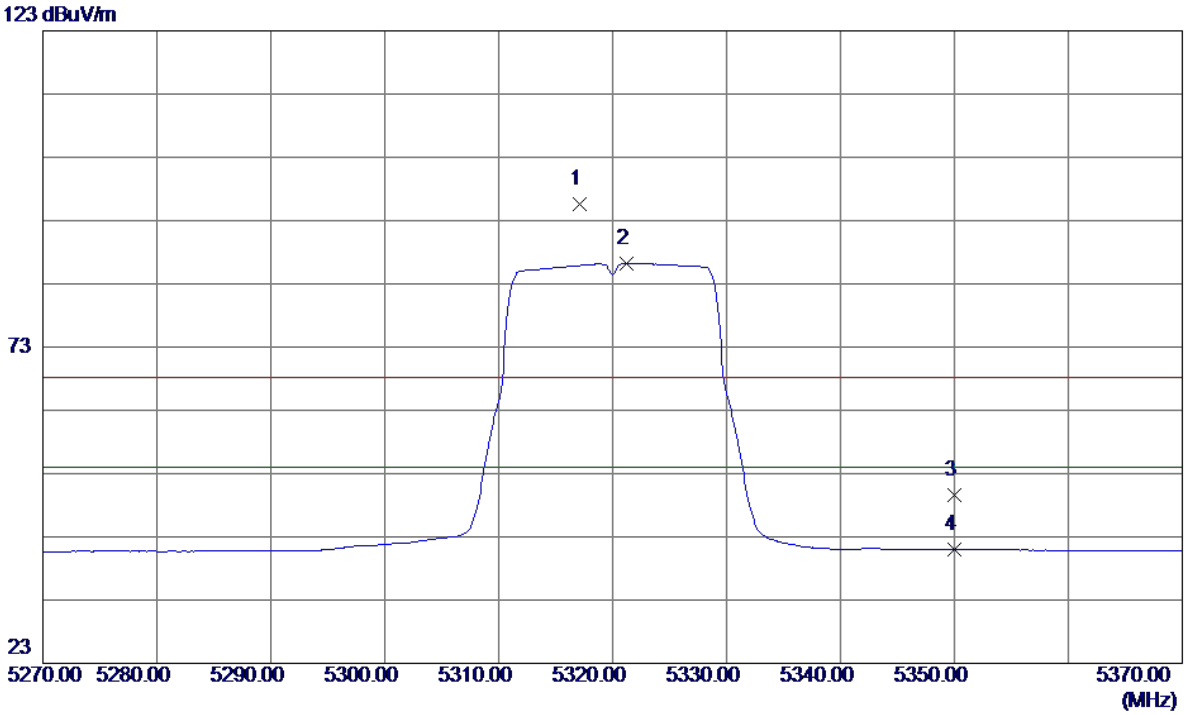

No.	Freq.	Reading Level	Correct Factor	Measure ment	Limit	Over		
	MHz	dBuV/m	dB	dBuV/m	dBuV/m	dB	Detector	Comment
1	5317.1000	55.07	40.57	95.64	68.30	27.34	Peak	no limit
2	5321.2000	45.66	40.58	86.24	54.00	32.24	AVG	no limit
3	5350.0000	9.02	40.64	49.66	68.30	-18.64	Peak	
4	5350.0000	0.33	40.64	40.97	54.00	-13.03	AVG	

Orthogonal Axis :	X
Test Mode :	UNII-2A/ TX N20 Mode 5320MHz

Vertical

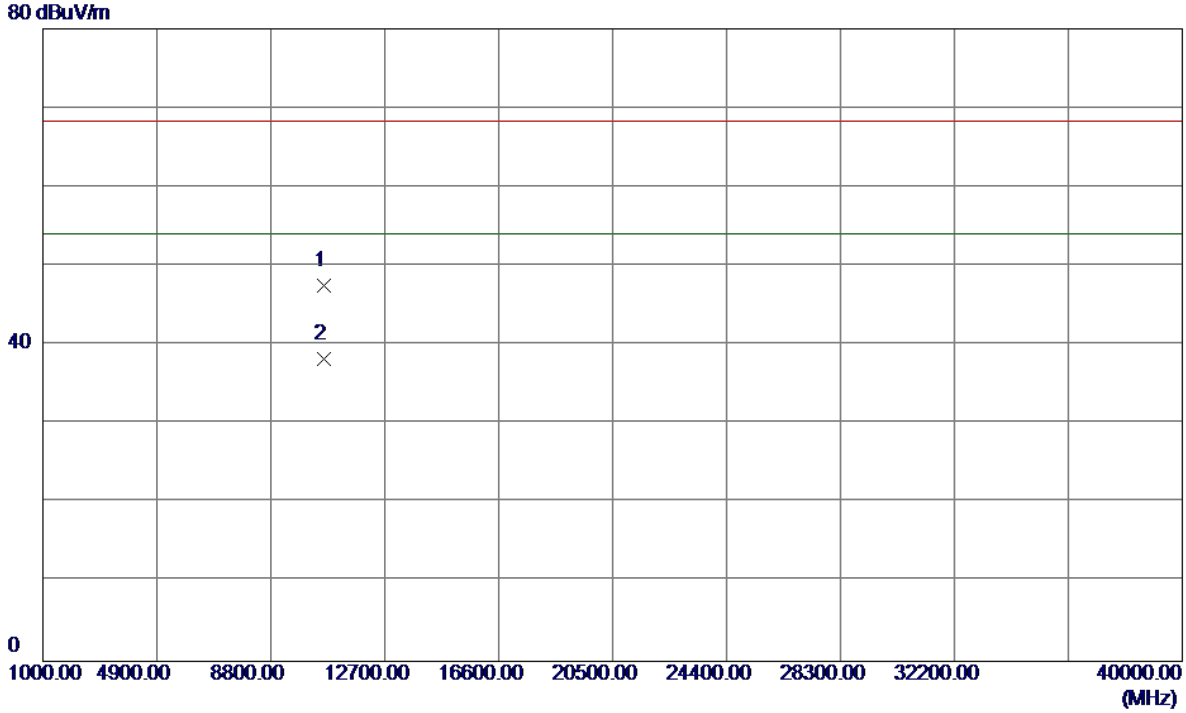

No.	Freq.	Reading Level	Correct Factor	Measure ment	Limit	Over		
	MHz	dBuV/m	dB	dBuV/m	dBuV/m	dB	Detector	Comment
1	10640.3300	33.23	14.25	47.48	68.30	-20.82	Peak	
2	10640.3300	24.04	14.25	38.29	54.00	-15.71	AVG	

Orthogonal Axis :	X
Test Mode :	UNII-2A/ TX N20 Mode 5320MHz

Horizontal

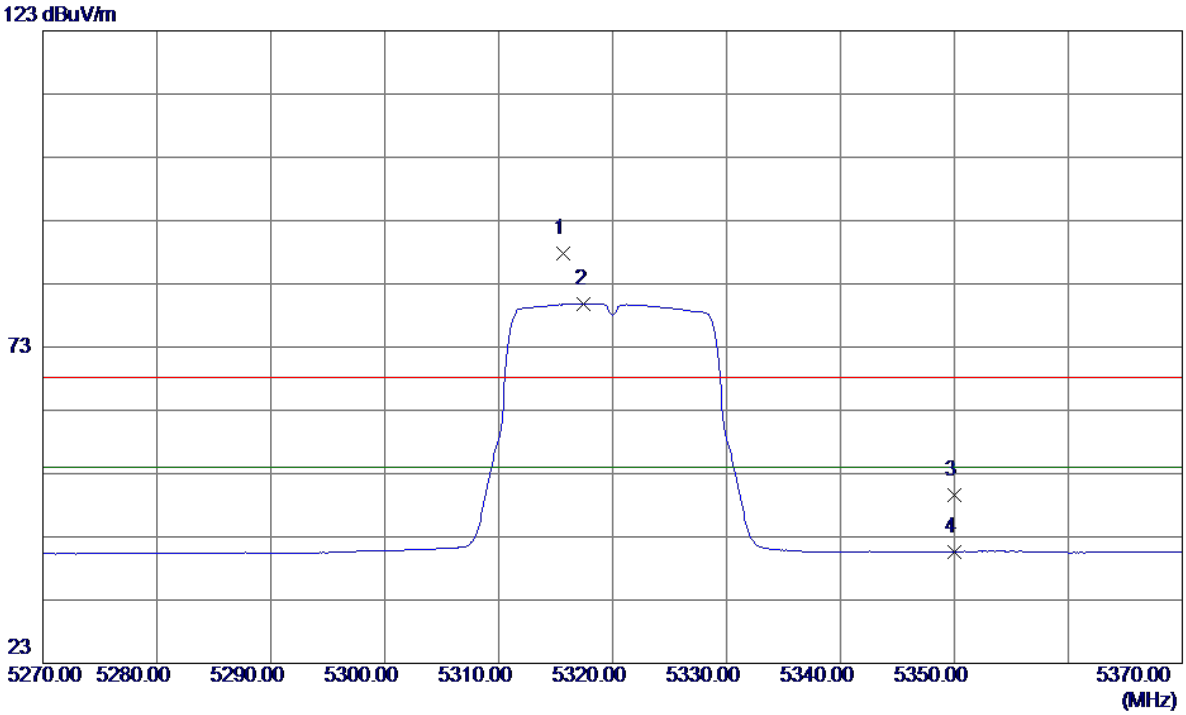

No.	Freq.	Reading Level	Correct Factor	Measure ment	Limit	Over		
	MHz	dBuV/m	dB	dBuV/m	dBuV/m	dB	Detector	Comment
1	5315.7000	47.24	40.57	87.81	68.30	19.51	Peak	no limit
2	5317.5000	39.30	40.57	79.87	54.00	25.87	AVG	no limit
3	5350.0000	8.98	40.64	49.62	68.30	-18.68	Peak	
4	5350.0000	-0.03	40.64	40.61	54.00	-13.39	AVG	

Orthogonal Axis :	X
Test Mode :	UNII-2A/ TX N20 Mode 5320MHz

Horizontal

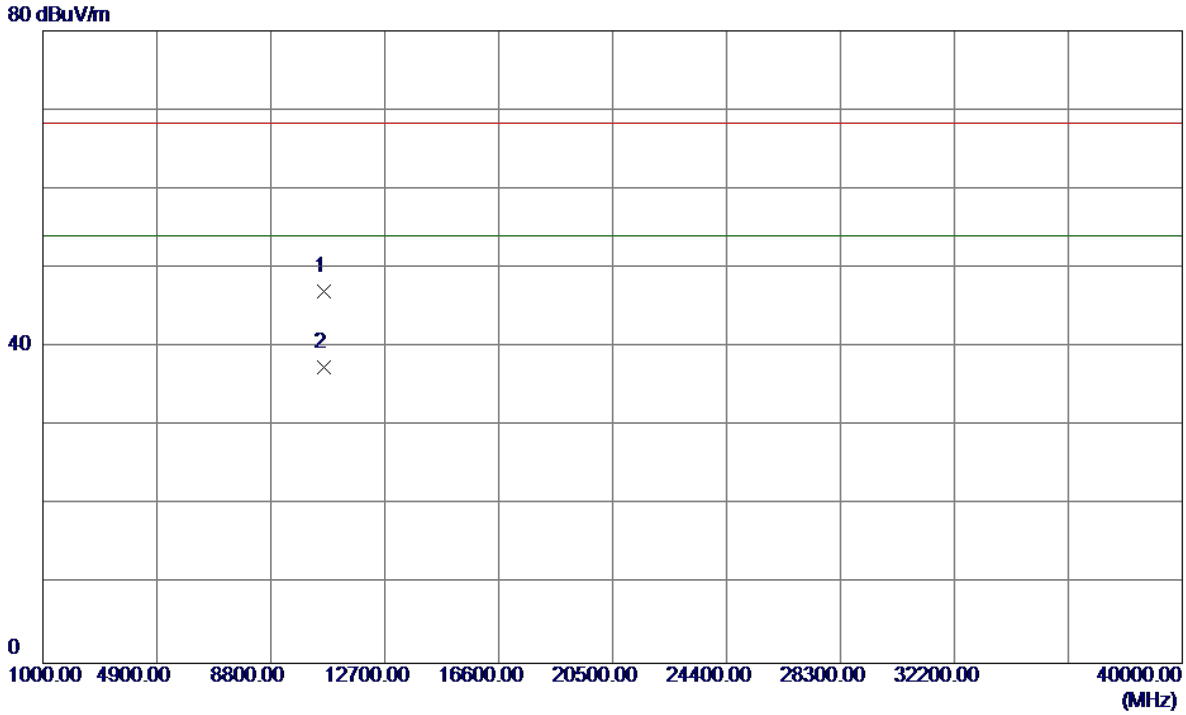

No.	Freq.	Reading Level	Correct Factor	Measure ment	Limit	Over		
	MHz	dBuV/m	dB	dBuV/m	dBuV/m	dB	Detector	Comment
1	10640.5800	32.80	14.25	47.05	68.30	-21.25	Peak	
2	10640.5800	23.21	14.25	37.46	54.00	-16.54	AVG	

Orthogonal Axis :	X
Test Mode :	UNII-2A/ TX N40 Mode 5270MHz

Vertical

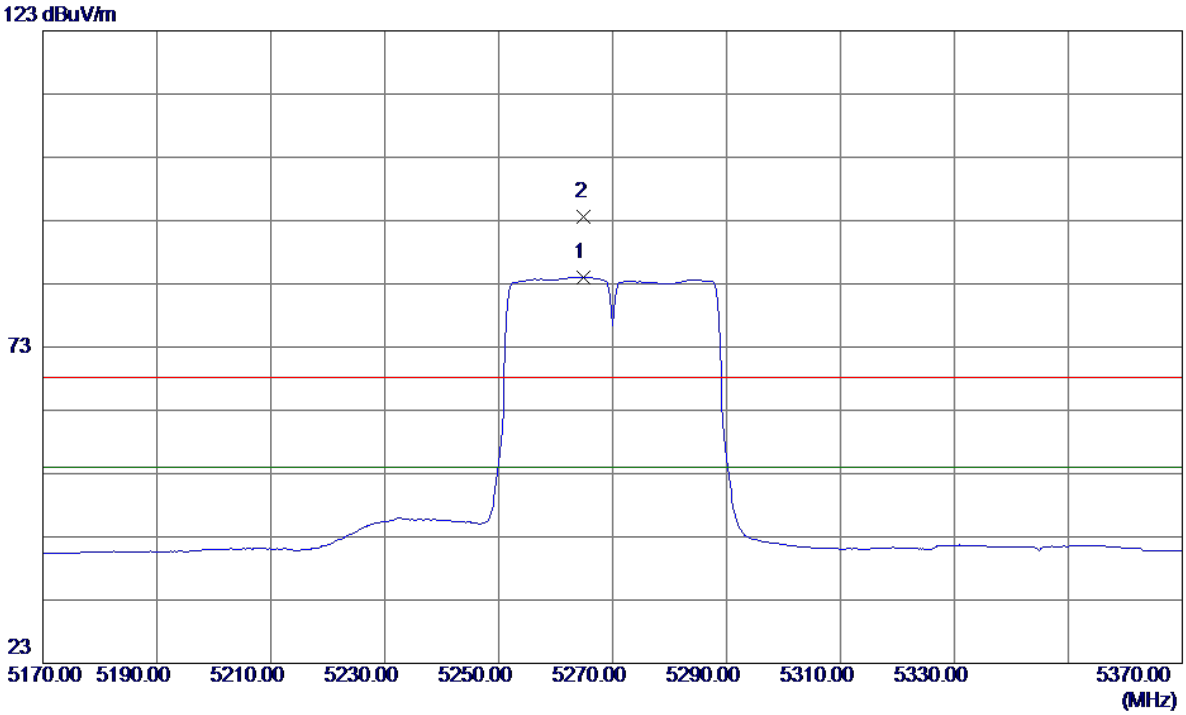

No.	Freq.	Reading Level	Correct Factor	Measure ment	Limit	Over		
	MHz	dBuV/m	dB	dBuV/m	dBuV/m	dB	Detector	Comment
1	5264.8000	43.62	40.46	84.08	54.00	30.08	AVG	no limit
2	5265.0000	53.05	40.46	93.51	68.30	25.21	Peak	no limit

Orthogonal Axis :	X
Test Mode :	UNII-2A/ TX N40 Mode 5270MHz

Vertical

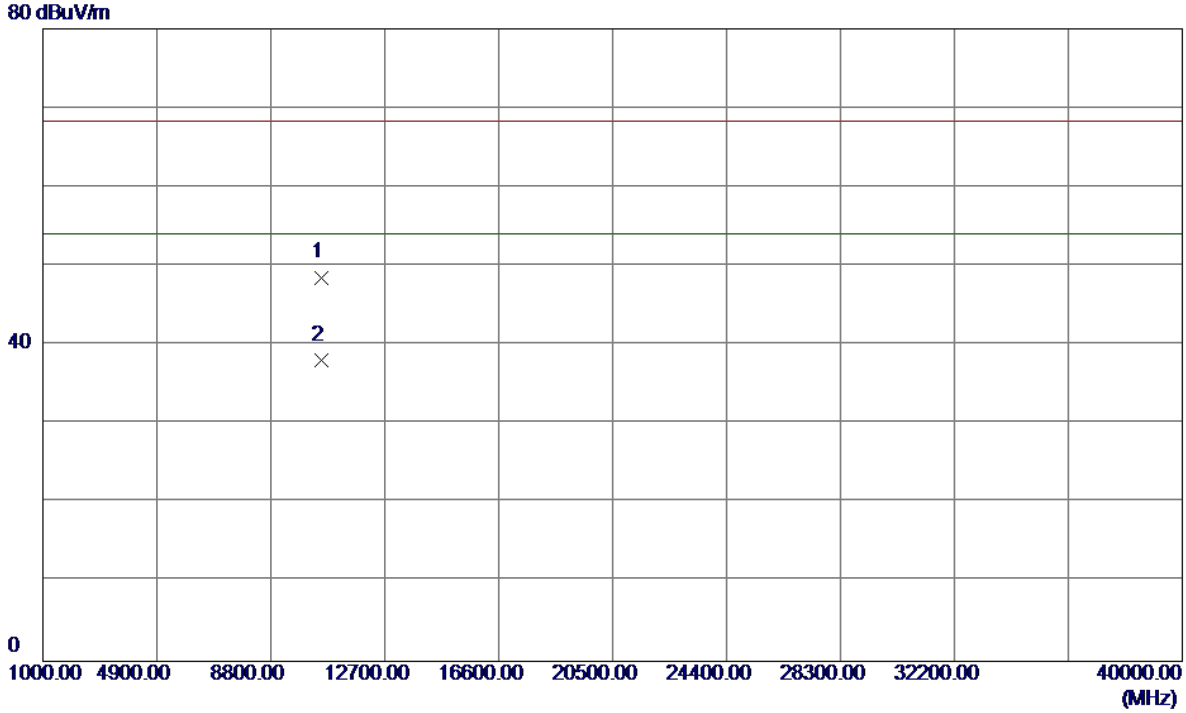

No.	Freq.	Reading Level	Correct Factor	Measure ment	Limit	Over		
	MHz	dBuV/m	dB	dBuV/m	dBuV/m	dB	Detector	Comment
1	10541.0300	34.72	13.84	48.56	68.30	-19.74	Peak	
2	10541.0300	24.19	13.84	38.03	54.00	-15.97	AVG	

Orthogonal Axis :	X
Test Mode :	UNII-2A/ TX N40 Mode 5270MHz

Horizontal

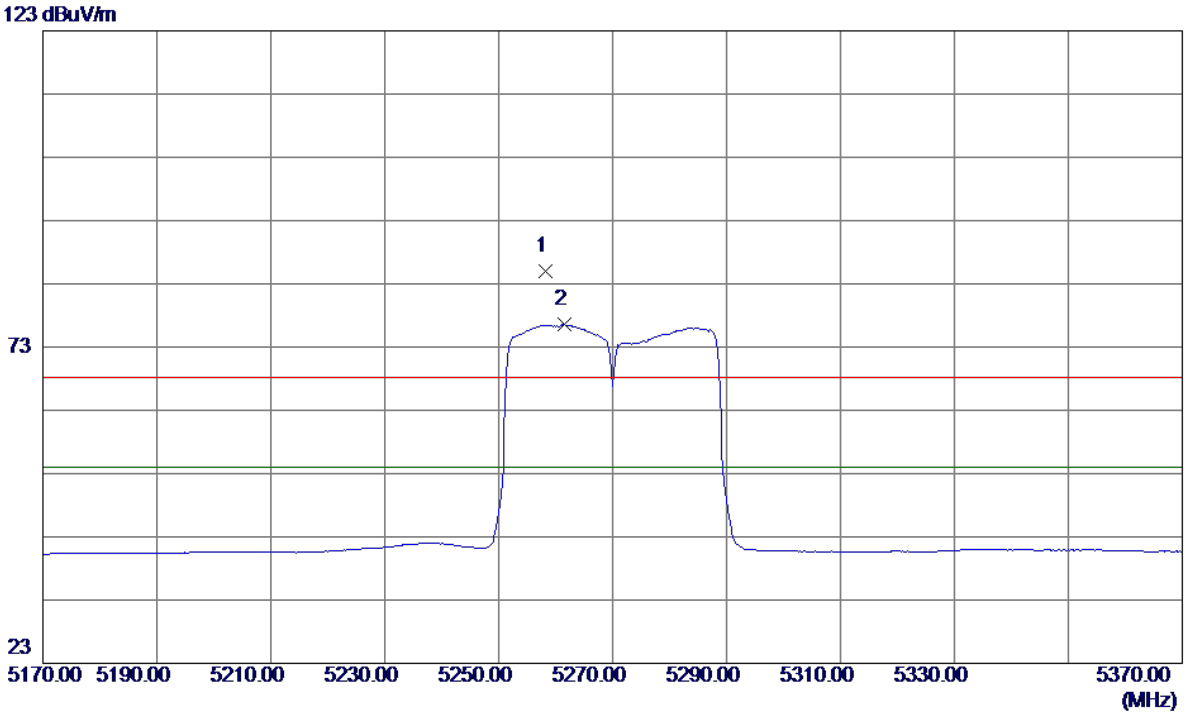

No.	Freq.	Reading Level	Correct Factor	Measure ment	Limit	Over		
	MHz	dBuV/m	dB	dBuV/m	dBuV/m	dB	Detector	Comment
1	5258.2000	44.64	40.45	85.09	68.30	16.79	Peak	no limit
2	5261.6000	36.10	40.45	76.55	54.00	22.55	AVG	no limit

Orthogonal Axis :	X
Test Mode :	UNII-2A/ TX N40 Mode 5270MHz

Horizontal

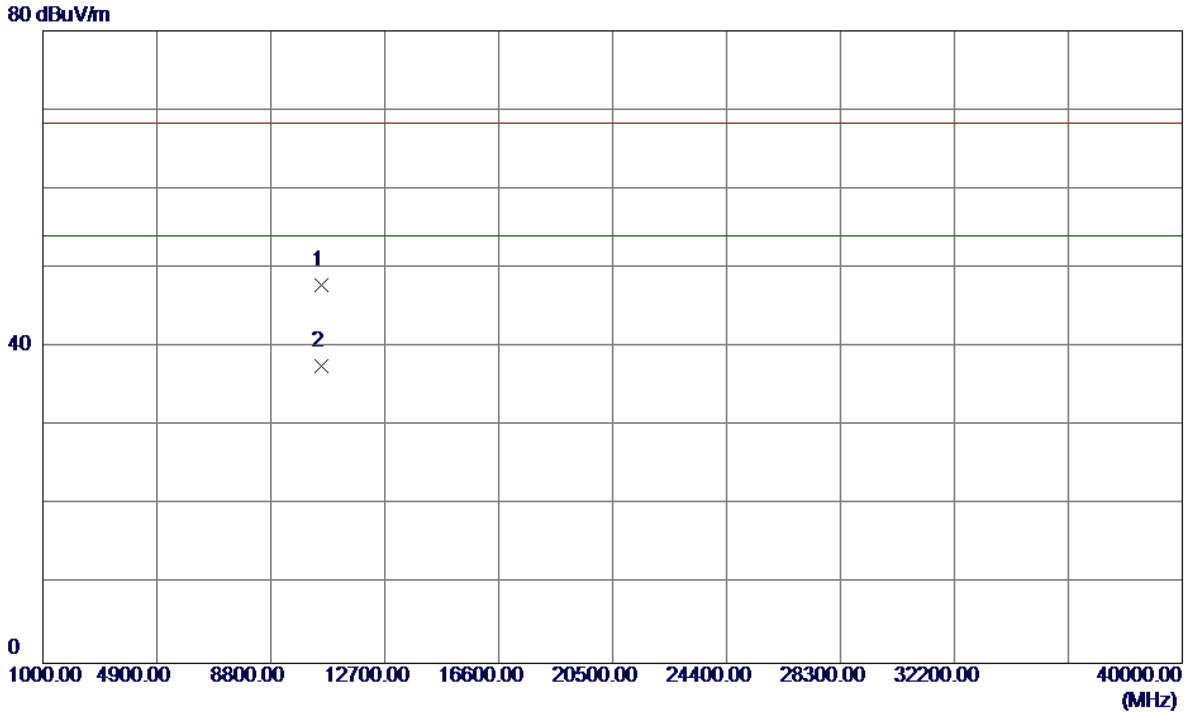

No.	Freq.	Reading Level	Correct Factor	Measure ment	Limit	Over		
	MHz	dBuV/m	dB	dBuV/m	dBuV/m	dB	Detector	Comment
1	10540.7100	33.99	13.83	47.82	68.30	-20.48	Peak	
2	10540.7100	23.81	13.83	37.64	54.00	-16.36	AVG	

Orthogonal Axis :	X
Test Mode :	UNII-2A/ TX N40 Mode 5310MHz

Vertical

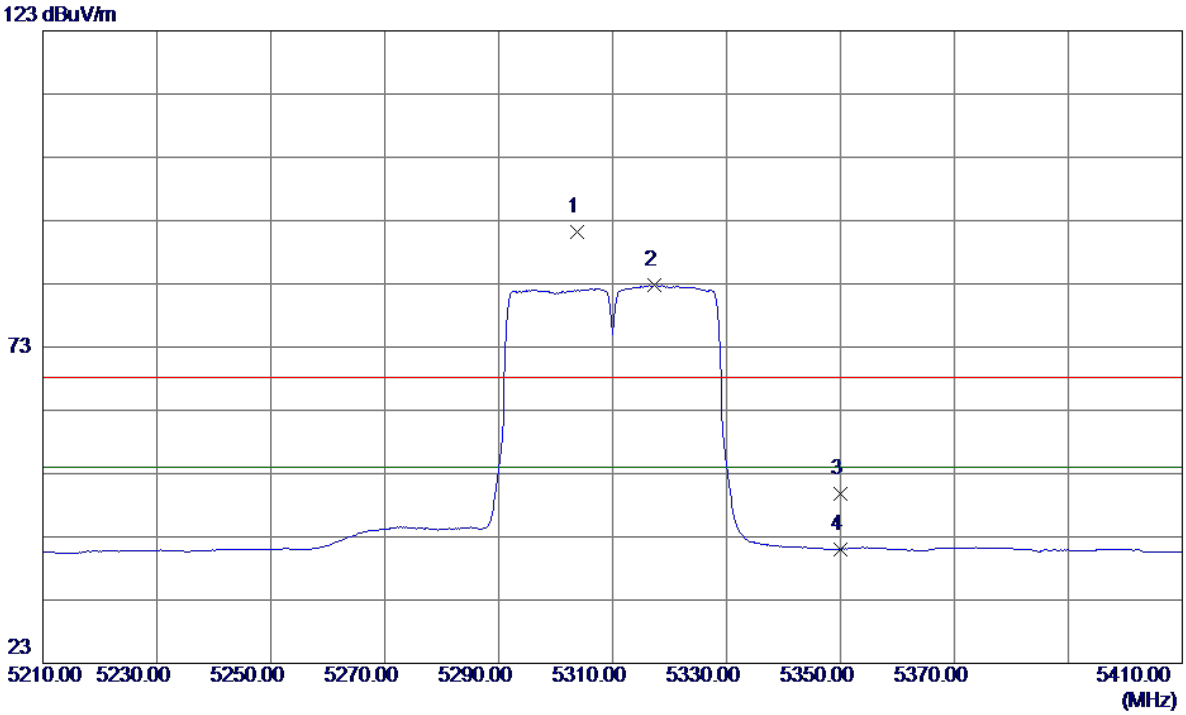

No.	Freq.	Reading Level	Correct Factor	Measure ment	Limit	Over		
	MHz	dBuV/m	dB	dBuV/m	dBuV/m	dB	Detector	Comment
1	5303.8000	50.61	40.54	91.15	68.30	22.85	Peak	no limit
2	5317.4000	42.18	40.57	82.75	54.00	28.75	AVG	no limit
3	5350.0000	9.19	40.64	49.83	68.30	-18.47	Peak	
4	5350.0000	0.45	40.64	41.09	54.00	-12.91	AVG	

Orthogonal Axis :	X
Test Mode :	UNII-2A/ TX N40 Mode 5310MHz

Vertical

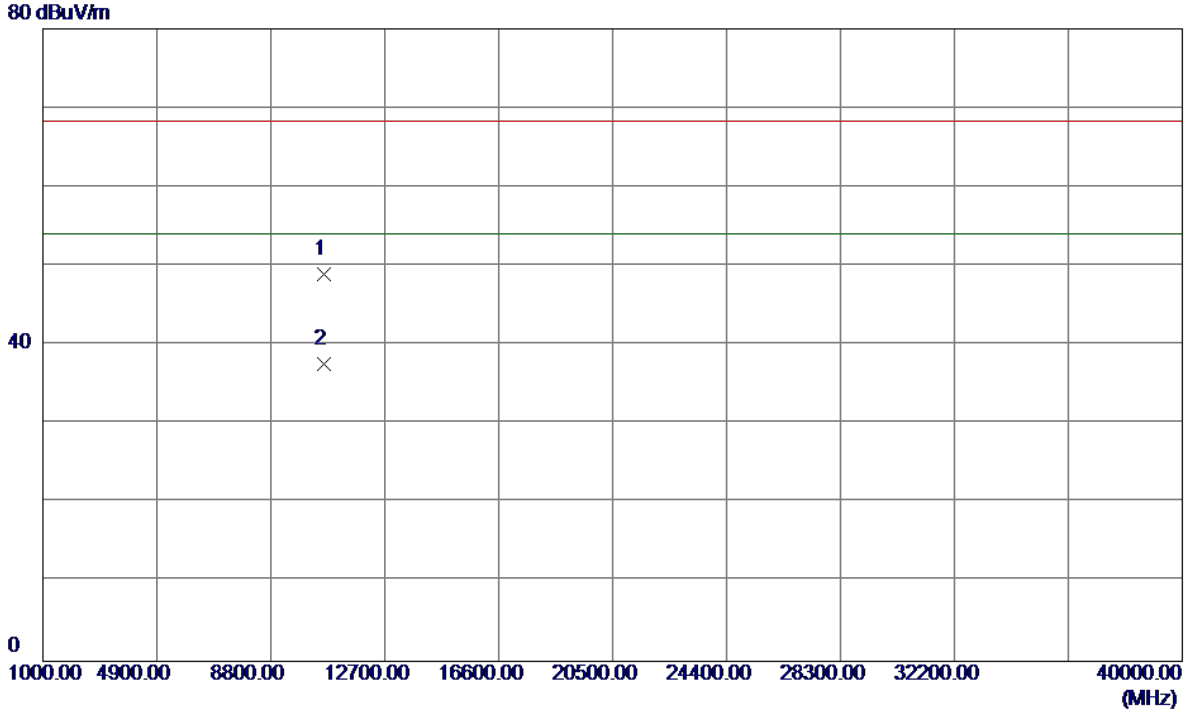

No.	Freq.	Reading Level	Correct Factor	Measure ment	Limit	Over		
	MHz	dBuV/m	dB	dBuV/m	dBuV/m	dB	Detector	Comment
1	10620.2000	34.79	14.17	48.96	68.30	-19.34	Peak	
2	10620.2000	23.45	14.17	37.62	54.00	-16.38	AVG	

Orthogonal Axis :	X
Test Mode :	UNII-2A/ TX N40 Mode 5310MHz

Horizontal

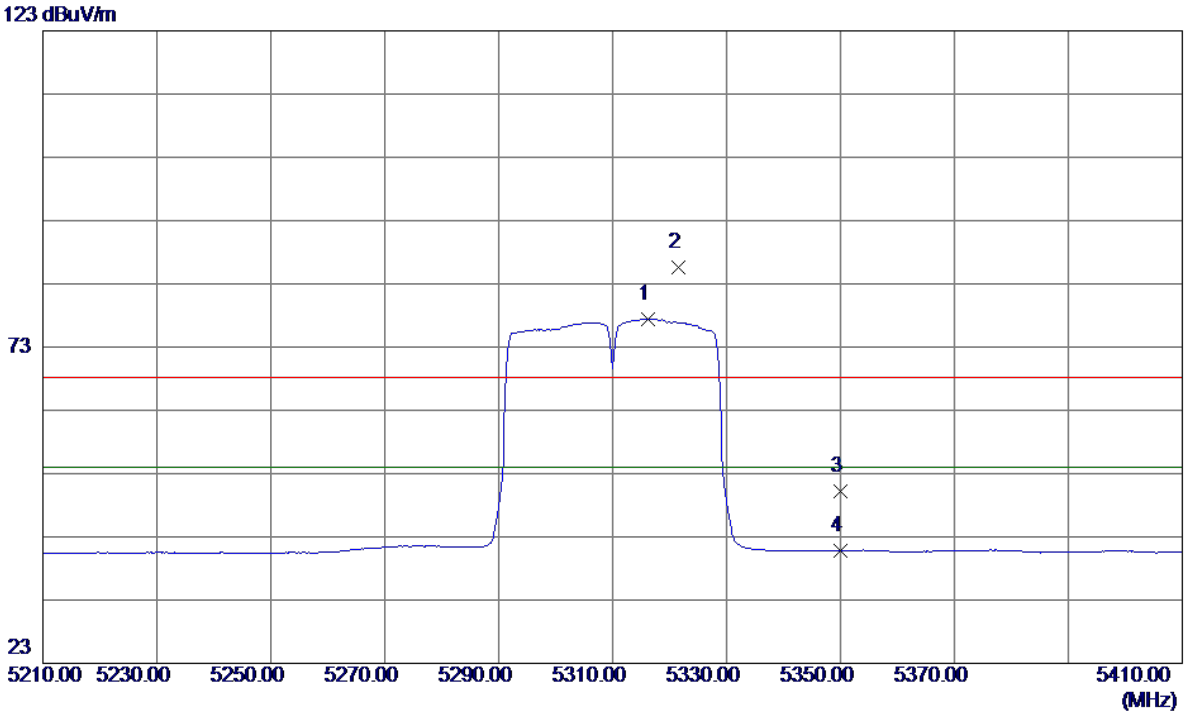

No.	Freq.	Reading Level	Correct Factor	Measure ment	Limit	Over		
	MHz	dBuV/m	dB	dBuV/m	dBuV/m	dB	Detector	Comment
1	5316.2000	36.87	40.57	77.44	54.00	23.44	AVG	no limit
2	5321.6000	44.99	40.58	85.57	68.30	17.27	Peak	no limit
3	5350.0000	9.50	40.64	50.14	68.30	-18.16	Peak	
4	5350.0000	0.13	40.64	40.77	54.00	-13.23	AVG	

Orthogonal Axis :	X
Test Mode :	UNII-2A/ TX N40 Mode 5310MHz

Horizontal

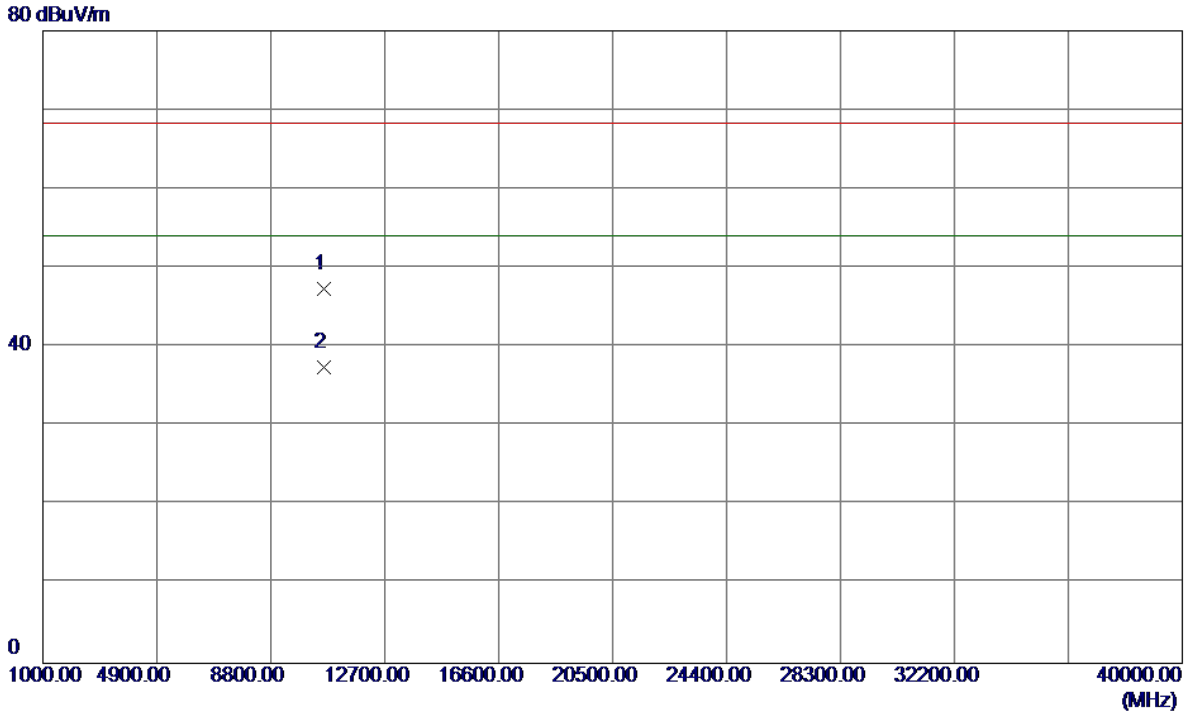

No.	Freq.	Reading Level	Correct Factor	Measure ment	Limit	Over		
	MHz	dBuV/m	dB	dBuV/m	dBuV/m	dB	Detector	Comment
1	10621.2800	33.18	14.17	47.35	68.30	-20.95	Peak	
2	10621.2800	23.32	14.17	37.49	54.00	-16.51	AVG	

Orthogonal Axis :	X
Test Mode :	UNII-2C/ TX A Mode 5500MHz

Vertical

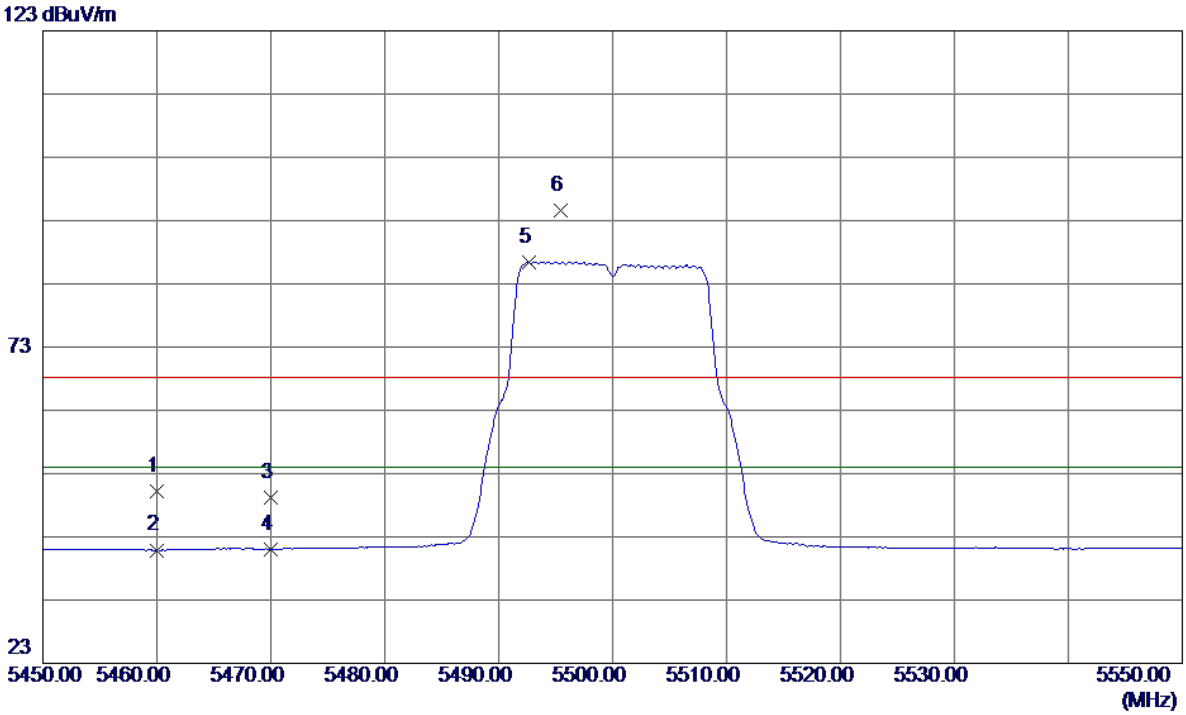

No.	Freq.	Reading Level	Correct Factor	Measure ment	Limit	Over		
	MHz	dBuV/m	dB	dBuV/m	dBuV/m	dB	Detector	Comment
1	5460.0000	9.40	40.88	50.28	68.30	-18.02	Peak	
2	5460.0000	0.02	40.88	40.90	54.00	-13.10	AVG	
3	5470.0000	8.35	40.90	49.25	68.30	-19.05	Peak	
4	5470.0000	0.18	40.90	41.08	54.00	-12.92	AVG	
5	5492.7000	45.55	40.94	86.49	54.00	32.49	AVG	no limit
6	5495.4000	53.57	40.95	94.52	68.30	26.22	Peak	no limit

Orthogonal Axis :	X
Test Mode :	UNII-2C/ TX A Mode 5500MHz

Vertical

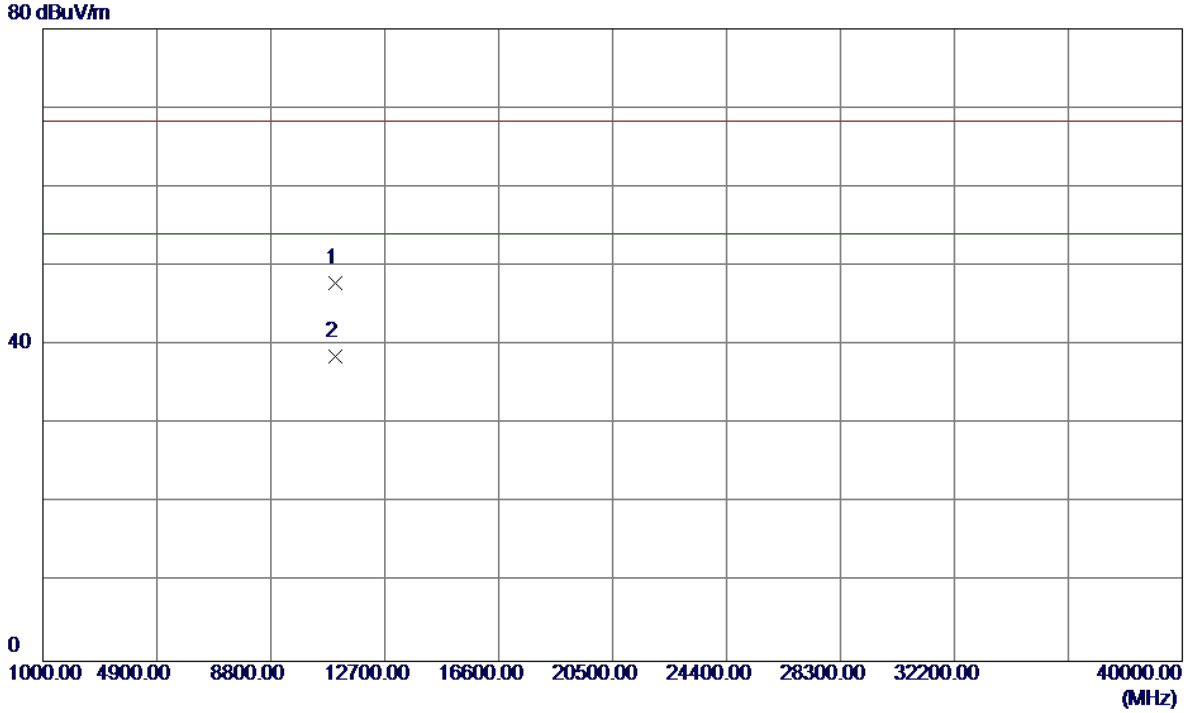

No.	Freq.	Reading Level	Correct Factor	Measure ment	Limit	Over		
	MHz	dBuV/m	dB	dBuV/m	dBuV/m	dB	Detector	Comment
1	11000.1700	32.12	15.75	47.87	68.30	-20.43	Peak	
2	11000.1700	22.88	15.75	38.63	54.00	-15.37	AVG	

Orthogonal Axis :	X
Test Mode :	UNII-2C/ TX A Mode 5500MHz

Horizontal

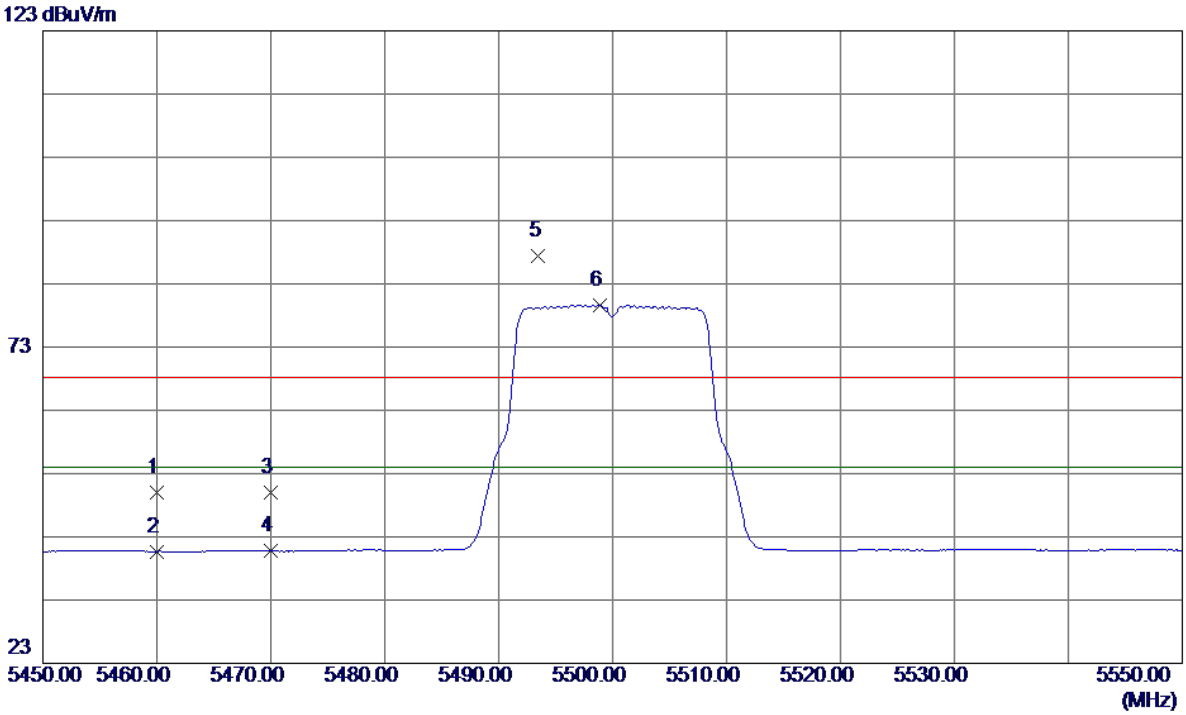

No.	Freq.	Reading Level	Correct Factor	Measure ment	Limit	Over		
	MHz	dBuV/m	dB	dBuV/m	dBuV/m	dB	Detector	Comment
1	5460.0000	9.21	40.88	50.09	68.30	-18.21	Peak	
2	5460.0000	-0.20	40.88	40.68	54.00	-13.32	AVG	
3	5470.0000	9.03	40.90	49.93	68.30	-18.37	Peak	
4	5470.0000	-0.15	40.90	40.75	54.00	-13.25	AVG	
5	5493.5000	46.49	40.95	87.44	68.30	19.14	Peak	no limit
6	5498.9000	38.70	40.96	79.66	54.00	25.66	AVG	no limit

Orthogonal Axis :	X
Test Mode :	UNII-2C/ TX A Mode 5500MHz

Horizontal

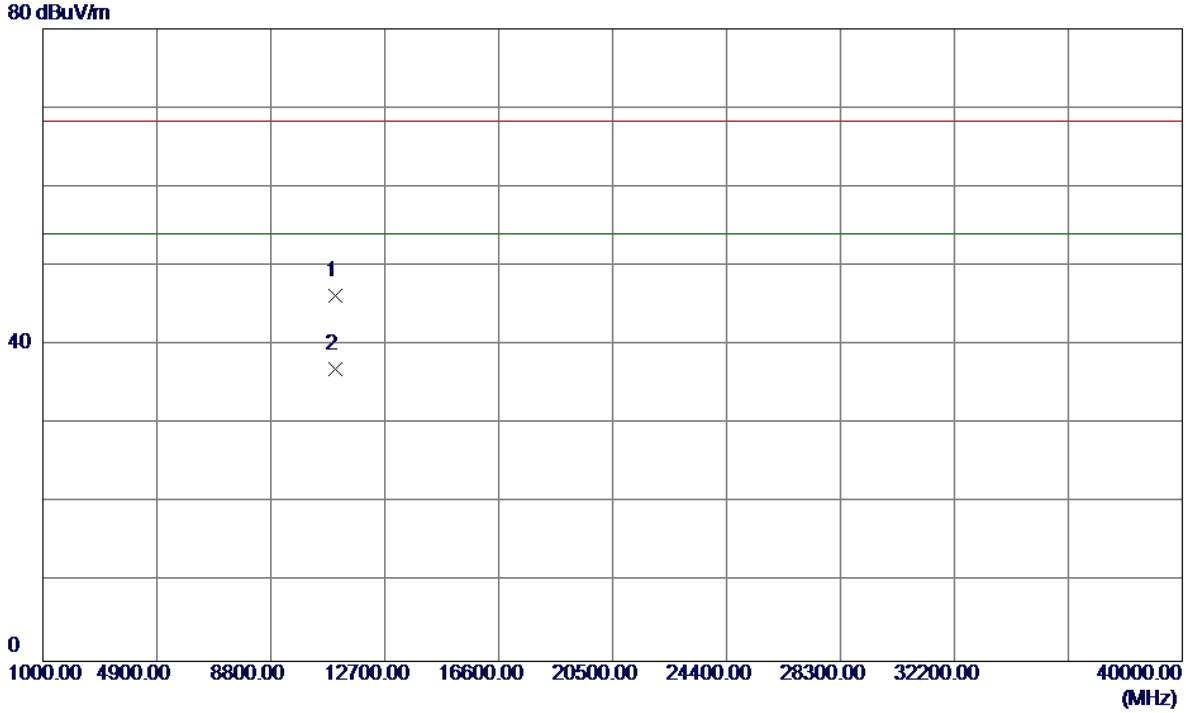

No.	Freq.	Reading Level	Correct Factor	Measure ment	Limit	Over		
	MHz	dBuV/m	dB	dBuV/m	dBuV/m	dB	Detector	Comment
1	11000.2800	30.50	15.75	46.25	68.30	-22.05	Peak	
2	11000.2800	21.22	15.75	36.97	54.00	-17.03	AVG	

Orthogonal Axis :	X
Test Mode :	UNII-2C/ TX A Mode 5580MHz

Vertical

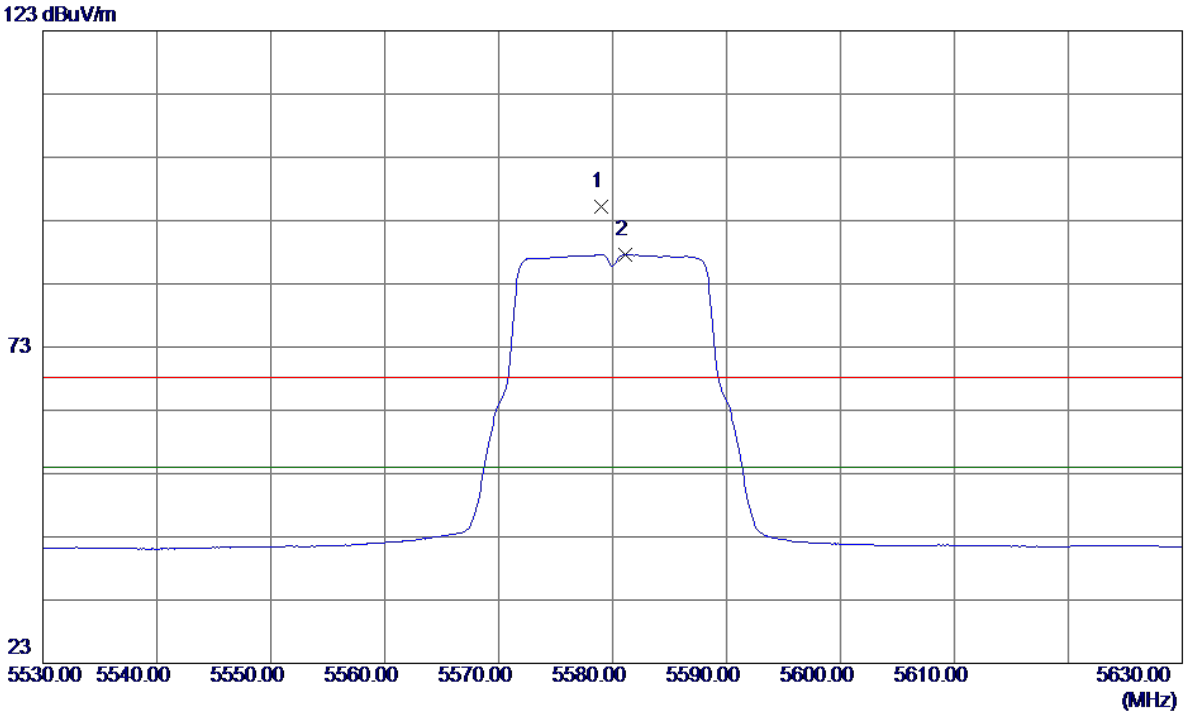

No.	Freq.	Reading Level	Correct Factor	Measure ment	Limit	Over		
	MHz	dBuV/m	dB	dBuV/m	dBuV/m	dB	Detector	Comment
1	5579.0000	54.20	41.07	95.27	68.30	26.97	Peak	no limit
2	5581.1000	46.52	41.07	87.59	54.00	33.59	AVG	no limit

Orthogonal Axis :	X
Test Mode :	UNII-2C/ TX A Mode 5580MHz

Vertical

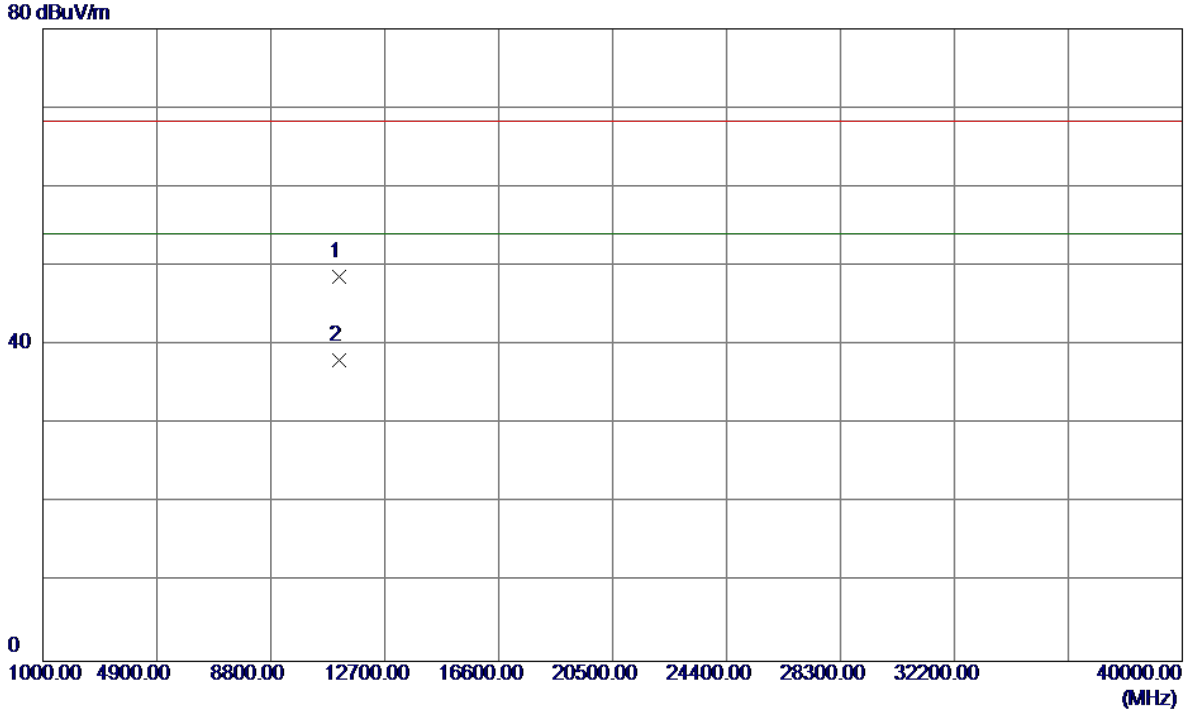

No.	Freq.	Reading Level	Correct Factor	Measure ment	Limit	Over		
	MHz	dBuV/m	dB	dBuV/m	dBuV/m	dB	Detector	Comment
1	11160.0700	32.58	16.13	48.71	68.30	-19.59	Peak	
2	11160.0700	21.89	16.13	38.02	54.00	-15.98	AVG	

Orthogonal Axis :	X
Test Mode :	UNII-2C/ TX A Mode 5580MHz

Horizontal

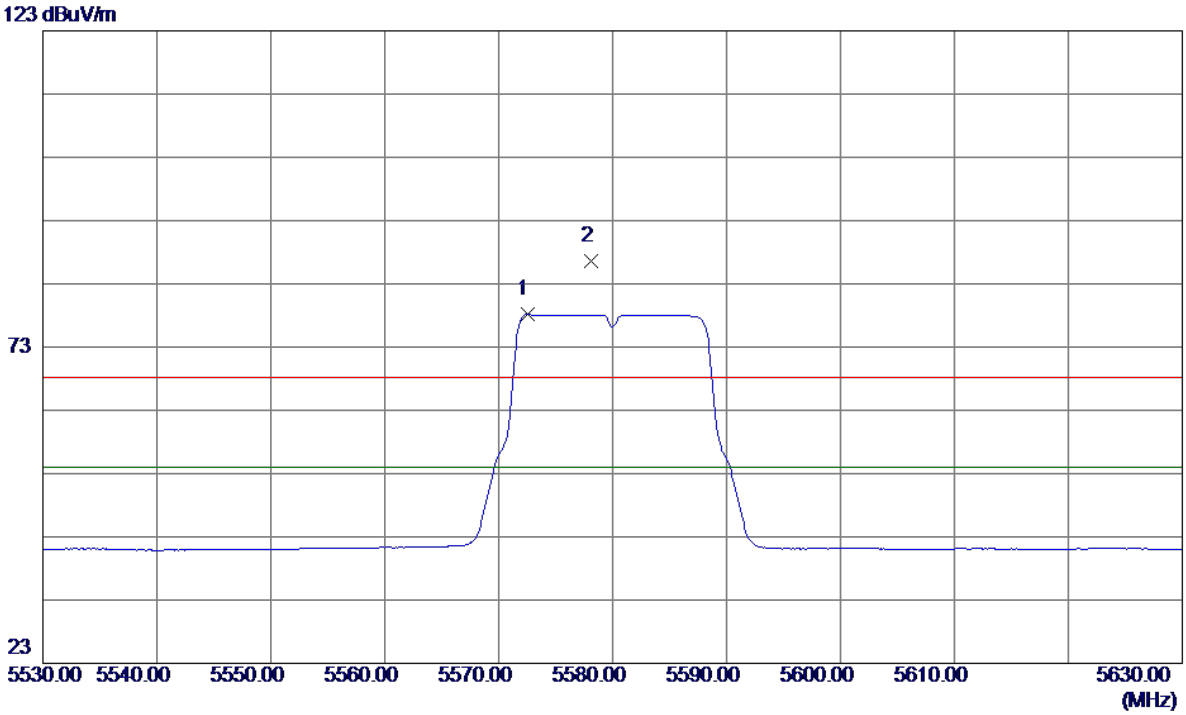

No.	Freq.	Reading Level	Correct Factor	Measure ment	Limit	Over		
	MHz	dBuV/m	dB	dBuV/m	dBuV/m	dB	Detector	Comment
1	5572.5000	37.07	41.06	78.13	54.00	24.13	AVG	no limit
2	5578.1000	45.54	41.07	86.61	68.30	18.31	Peak	no limit

Orthogonal Axis :	X
Test Mode :	UNII-2C/ TX A Mode 5580MHz

Horizontal

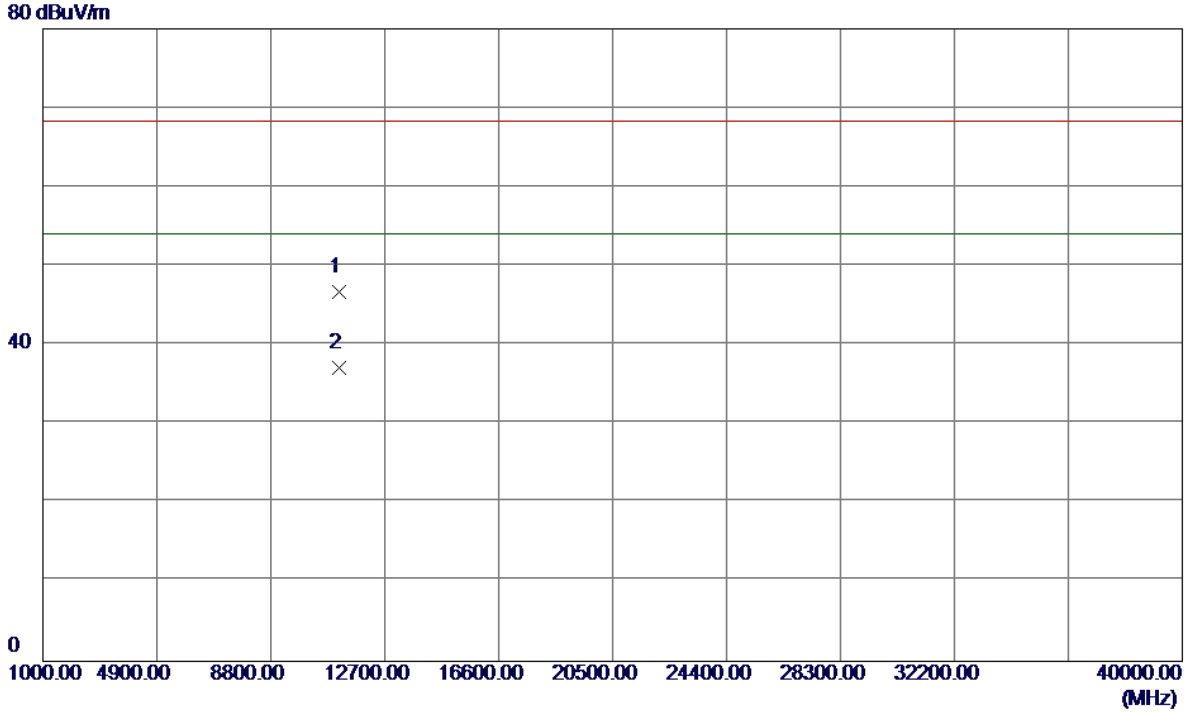

No.	Freq.	Reading Level	Correct Factor	Measure ment	Limit	Over		
	MHz	dBuV/m	dB	dBuV/m	dBuV/m	dB	Detector	Comment
1	11160.0000	30.64	16.13	46.77	68.30	-21.53	Peak	
2	11160.0000	20.93	16.13	37.06	54.00	-16.94	AVG	

Orthogonal Axis :	X
Test Mode :	UNII-2C/ TX A Mode 5700MHz

Vertical

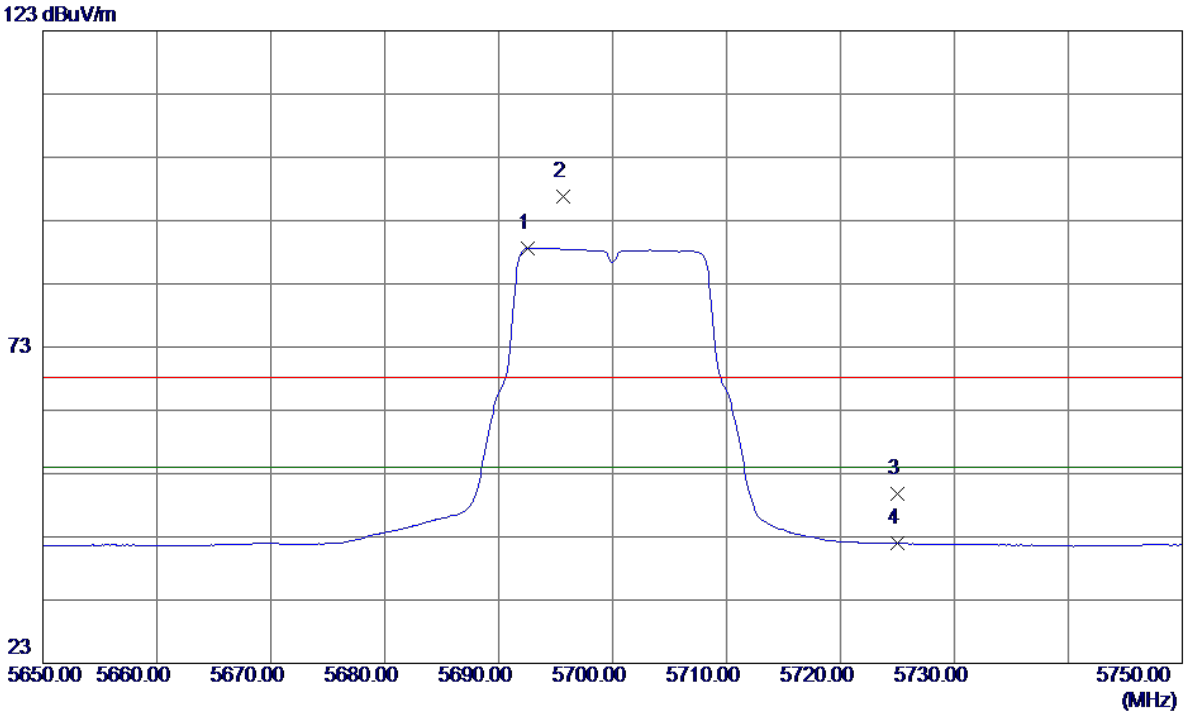

No.	Freq.	Reading Level	Correct Factor	Measure ment	Limit	Over		
	MHz	dBuV/m	dB	dBuV/m	dBuV/m	dB	Detector	Comment
1	5692.6000	47.47	41.22	88.69	54.00	34.69	AVG	no limit
2	5695.7000	55.54	41.23	96.77	68.30	28.47	Peak	no limit
3	5725.0000	8.60	41.27	49.87	68.30	-18.43	Peak	
4	5725.0000	0.67	41.27	41.94	54.00	-12.06	AVG	

Orthogonal Axis :	X
Test Mode :	UNII-2C/ TX A Mode 5700MHz

Vertical

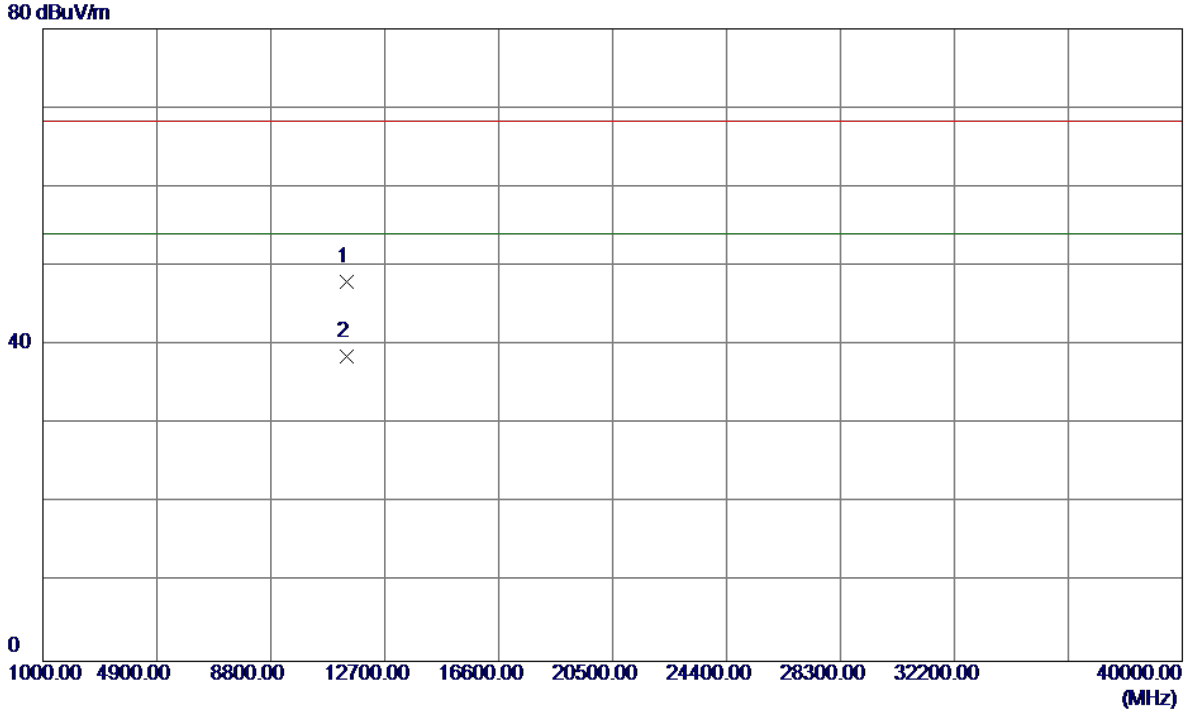

No.	Freq.	Reading Level	Correct Factor	Measure ment	Limit	Over		
	MHz	dBuV/m	dB	dBuV/m	dBuV/m	dB	Detector	Comment
1	11400.1900	31.31	16.70	48.01	68.30	-20.29	Peak	
2	11400.1900	21.84	16.70	38.54	54.00	-15.46	AVG	

Orthogonal Axis :	X
Test Mode :	UNII-2C/ TX A Mode 5700MHz

Horizontal

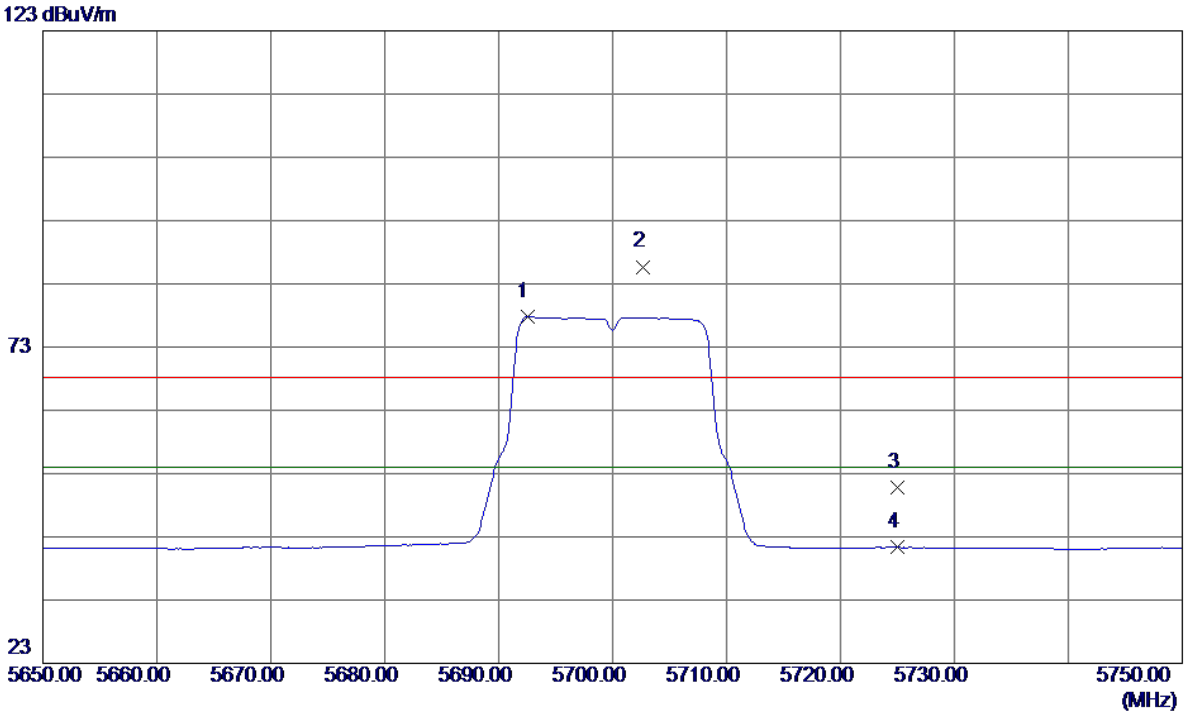

No.	Freq.	Reading Level	Correct Factor	Measure ment	Limit	Over		
	MHz	dBuV/m	dB	dBuV/m	dBuV/m	dB	Detector	Comment
1	5692.5000	36.56	41.22	77.78	54.00	23.78	AVG	no limit
2	5702.7000	44.46	41.24	85.70	68.30	17.40	Peak	no limit
3	5725.0000	9.46	41.27	50.73	68.30	-17.57	Peak	
4	5725.0000	0.07	41.27	41.34	54.00	-12.66	AVG	

Orthogonal Axis :	X
Test Mode :	UNII-2C/ TX A Mode 5700MHz

Horizontal

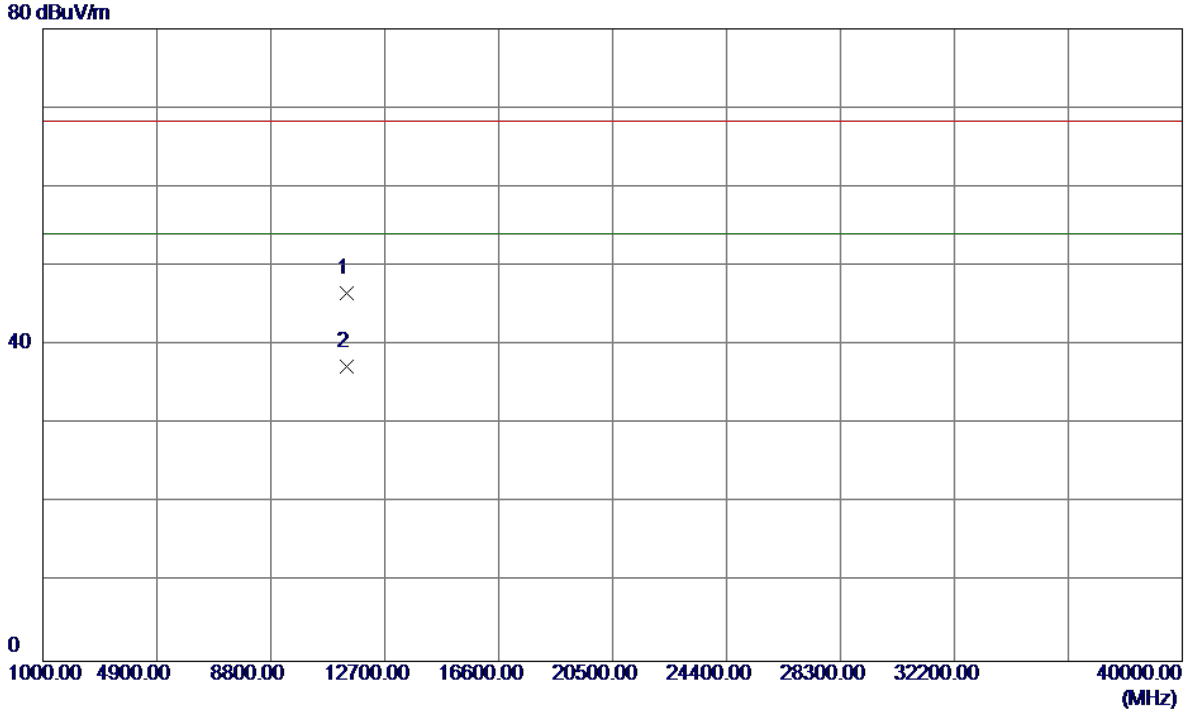

No.	Freq.	Reading Level	Correct Factor	Measure ment	Limit	Over		
	MHz	dBuV/m	dB	dBuV/m	dBuV/m	dB	Detector	Comment
1	11400.0199	29.88	16.70	46.58	68.30	-21.72	Peak	
2	11400.0199	20.62	16.70	37.32	54.00	-16.68	AVG	

Orthogonal Axis :	X
Test Mode :	UNII-2C/ TX N20 Mode 5500MHz

Vertical

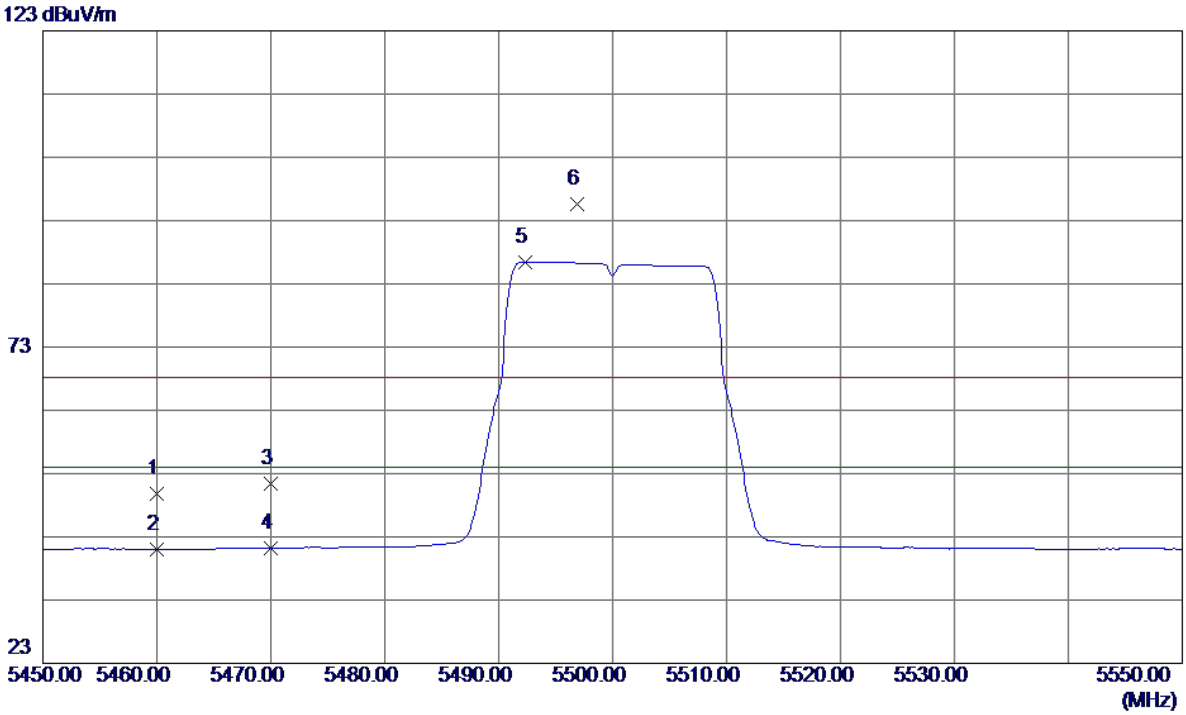

No.	Freq.	Reading Level	Correct Factor	Measure ment	Limit	Over		
	MHz	dBuV/m	dB	dBuV/m	dBuV/m	dB	Detector	Comment
1	5460.0000	9.01	40.88	49.89	68.30	-18.41	Peak	
2	5460.0000	0.05	40.88	40.93	54.00	-13.07	AVG	
3	5470.0000	10.54	40.90	51.44	68.30	-16.86	Peak	
4	5470.0000	0.24	40.90	41.14	54.00	-12.86	AVG	
5	5492.3000	45.55	40.94	86.49	54.00	32.49	AVG	no limit
6	5496.9000	54.65	40.95	95.60	68.30	27.30	Peak	no limit

Orthogonal Axis :	X
Test Mode :	UNII-2C/ TX N20 Mode 5500MHz

Vertical

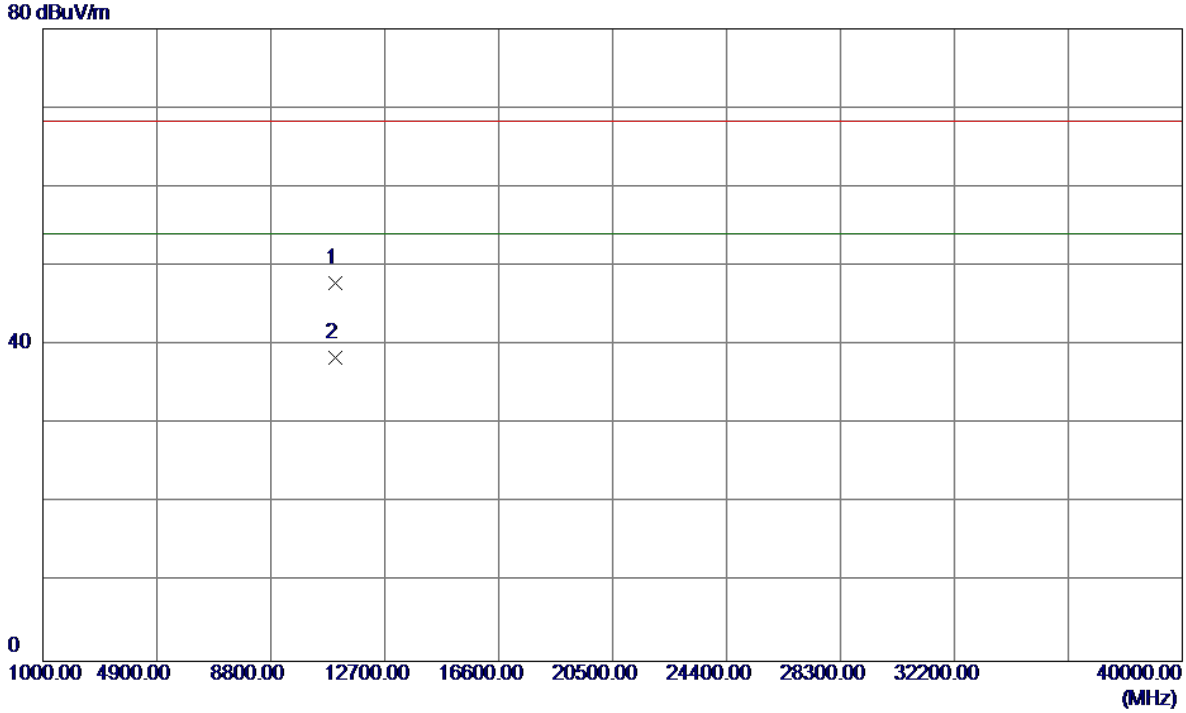

No.	Freq.	Reading Level	Correct Factor	Measure ment	Limit	Over		
	MHz	dBuV/m	dB	dBuV/m	dBuV/m	dB	Detector	Comment
1	11000.0000	32.12	15.75	47.87	68.30	-20.43	Peak	
2	11000.0000	22.64	15.75	38.39	54.00	-15.61	AVG	

Orthogonal Axis :	X
Test Mode :	UNII-2C/ TX N20 Mode 5500MHz

Horizontal

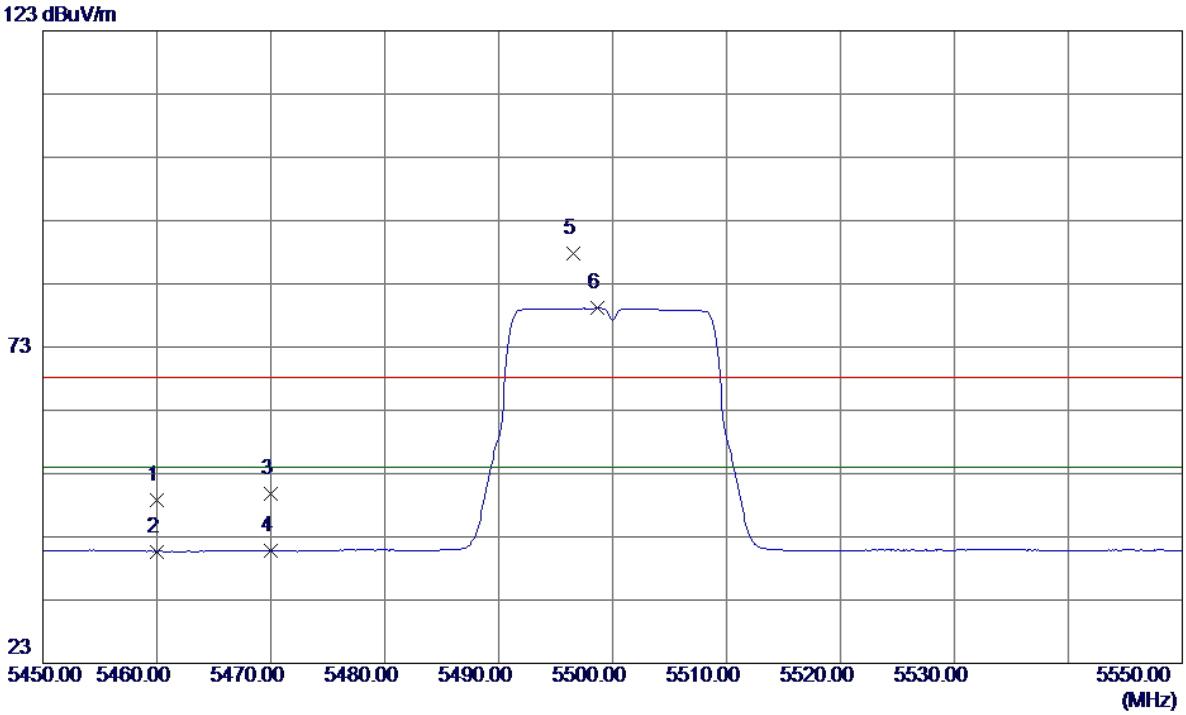

No.	Freq.	Reading Level	Correct Factor	Measure ment	Limit	Over		
	MHz	dBuV/m	dB	dBuV/m	dBuV/m	dB	Detector	Comment
1	5460.0000	7.91	40.88	48.79	68.30	-19.51	Peak	
2	5460.0000	-0.20	40.88	40.68	54.00	-13.32	AVG	
3	5470.0000	8.87	40.90	49.77	68.30	-18.53	Peak	
4	5470.0000	-0.13	40.90	40.77	54.00	-13.23	AVG	
5	5496.6000	46.90	40.95	87.85	68.30	19.55	Peak	no limit
6	5498.7000	38.17	40.96	79.13	54.00	25.13	AVG	no limit

Orthogonal Axis :	X
Test Mode :	UNII-2C/ TX N20 Mode 5500MHz

Horizontal

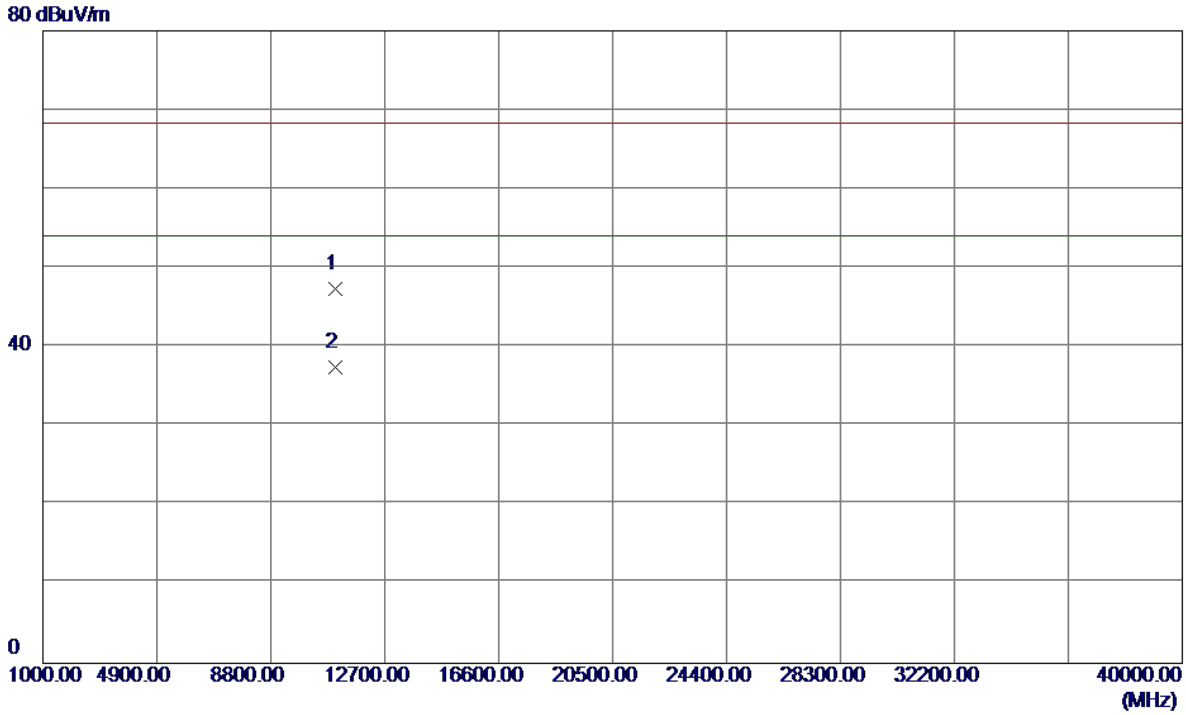

No.	Freq.	Reading Level	Correct Factor	Measure ment	Limit	Over		
	MHz	dBuV/m	dB	dBuV/m	dBuV/m	dB	Detector	Comment
1	11000.0599	31.56	15.75	47.31	68.30	-20.99	Peak	
2	11000.0599	21.66	15.75	37.41	54.00	-16.59	AVG	

Orthogonal Axis :	X
Test Mode :	UNII-2C/ TX N20 Mode 5580MHz

Vertical

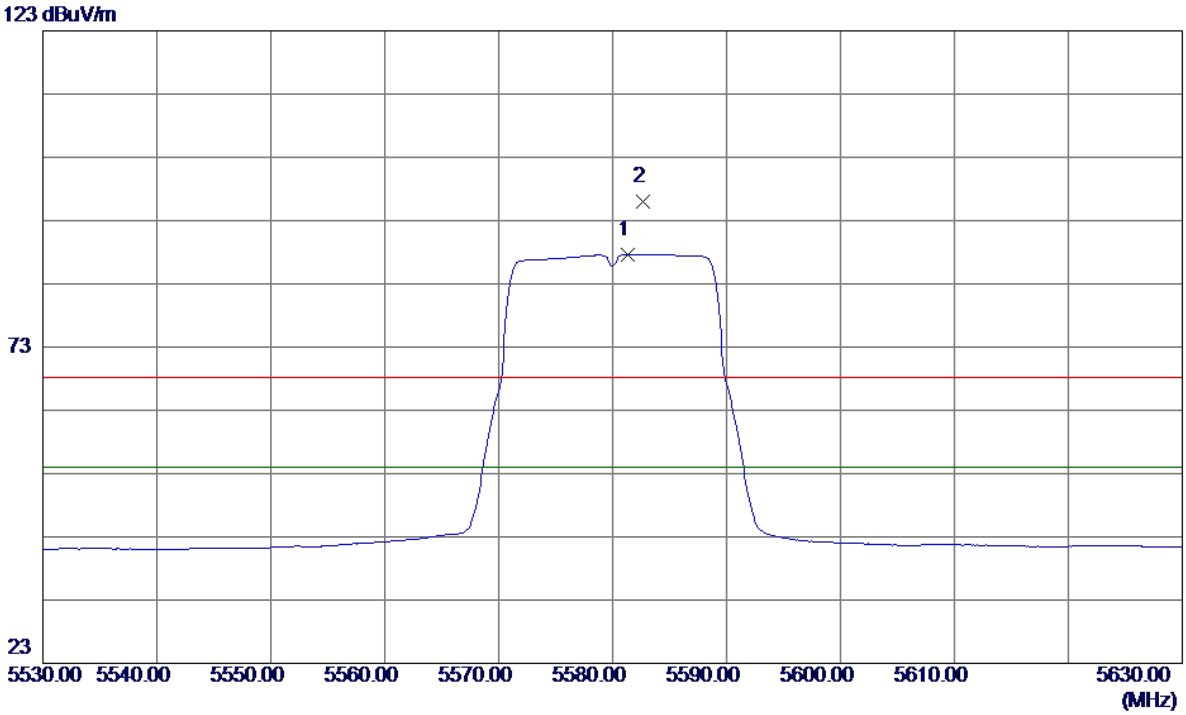

No.	Freq.	Reading Level	Correct Factor	Measure ment	Limit	Over		
	MHz	dBuV/m	dB	dBuV/m	dBuV/m	dB	Detector	Comment
1	5581.3000	46.59	41.07	87.66	54.00	33.66	AVG	no limit
2	5582.7000	55.00	41.07	96.07	68.30	27.77	Peak	no limit

Orthogonal Axis :	X
Test Mode :	UNII-2C/ TX N20 Mode 5580MHz

Vertical

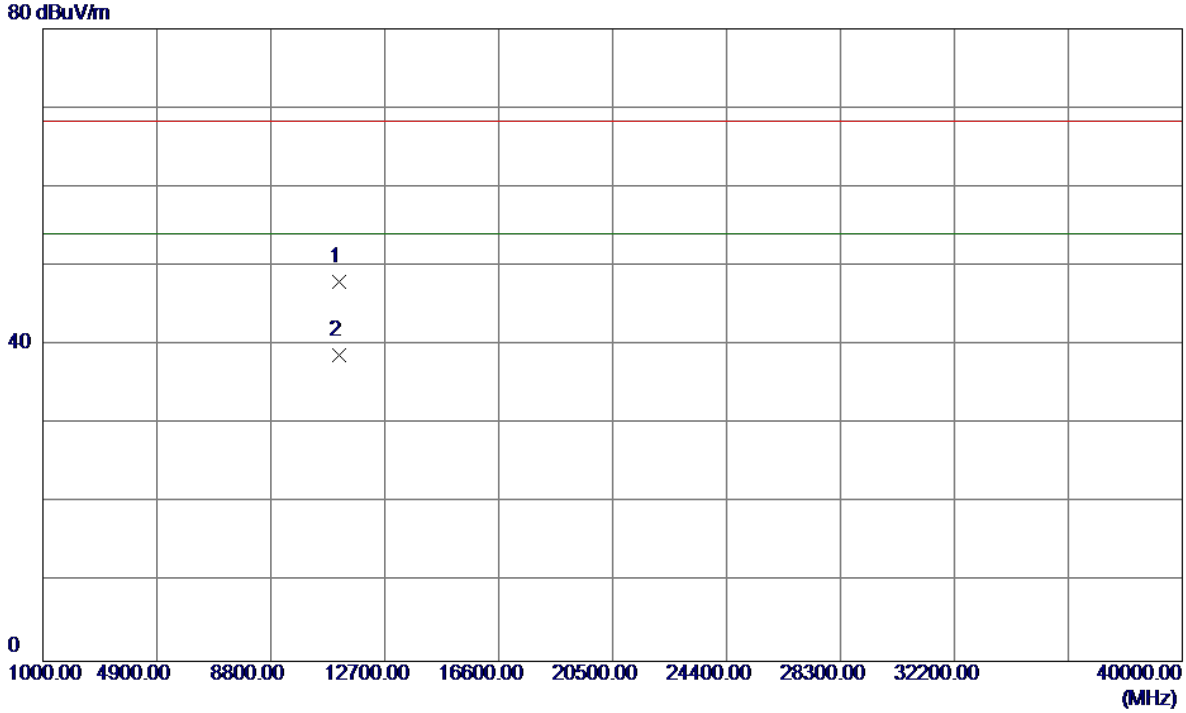

No.	Freq.	Reading Level	Correct Factor	Measure ment	Limit	Over		
	MHz	dBuV/m	dB	dBuV/m	dBuV/m	dB	Detector	Comment
1	11160.1700	31.89	16.13	48.02	68.30	-20.28	Peak	
2	11160.1700	22.66	16.13	38.79	54.00	-15.21	AVG	

Orthogonal Axis :	X
Test Mode :	UNII-2C/ TX N20 Mode 5580MHz

Horizontal

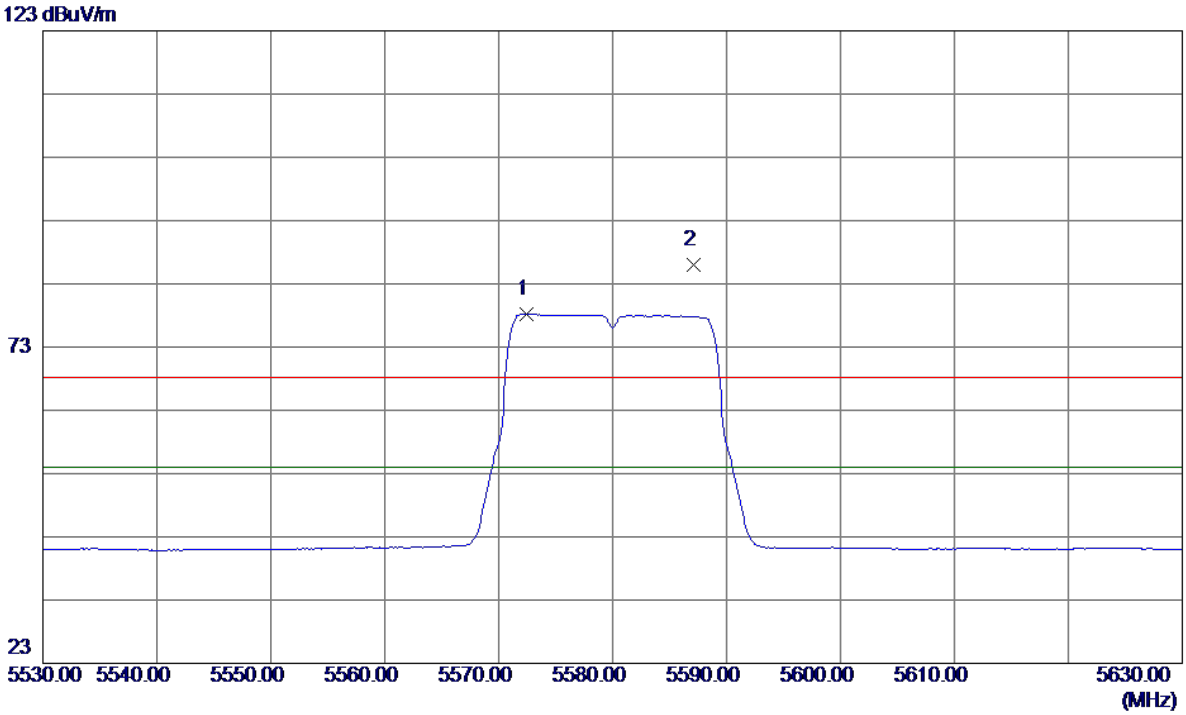

No.	Freq.	Reading Level	Correct Factor	Measure ment	Limit	Over		
	MHz	dBuV/m	dB	dBuV/m	dBuV/m	dB	Detector	Comment
1	5572.4000	37.13	41.06	78.19	54.00	24.19	AVG	no limit
2	5587.1000	44.92	41.08	86.00	68.30	17.70	Peak	no limit

Orthogonal Axis :	X
Test Mode :	UNII-2C/ TX N20 Mode 5580MHz

Horizontal

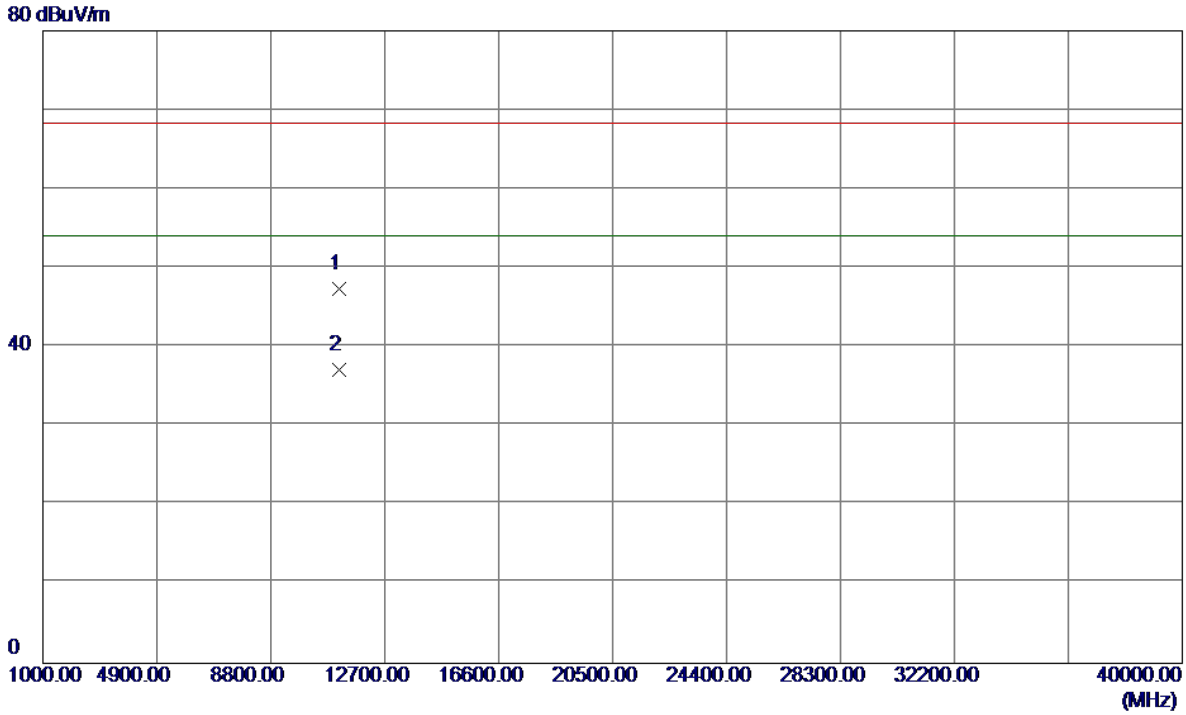

No.	Freq.	Reading Level	Correct Factor	Measure ment	Limit	Over		
	MHz	dBuV/m	dB	dBuV/m	dBuV/m	dB	Detector	Comment
1	11160.1400	31.19	16.13	47.32	68.30	-20.98	Peak	
2	11160.1400	20.95	16.13	37.08	54.00	-16.92	AVG	

Orthogonal Axis :	X
Test Mode :	UNII-2C/ TX N20 Mode 5700MHz

Vertical

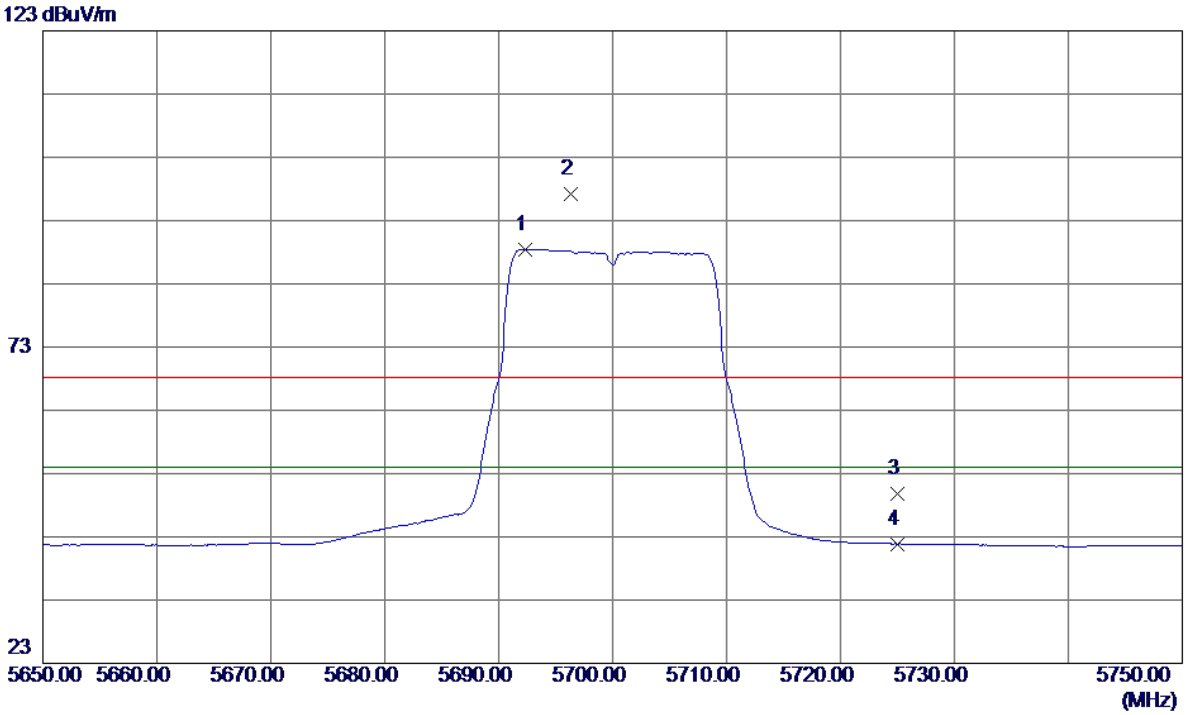

No.	Freq.	Reading Level	Correct Factor	Measure ment	Limit	Over		
	MHz	dBuV/m	dB	dBuV/m	dBuV/m	dB	Detector	Comment
1	5692.3000	47.25	41.22	88.47	54.00	34.47	AVG	no limit
2	5696.3000	55.97	41.23	97.20	68.30	28.90	Peak	no limit
3	5725.0000	8.55	41.27	49.82	68.30	-18.48	Peak	
4	5725.0000	0.60	41.27	41.87	54.00	-12.13	AVG	

Orthogonal Axis :	X
Test Mode :	UNII-2C/ TX N20 Mode 5700MHz

Vertical

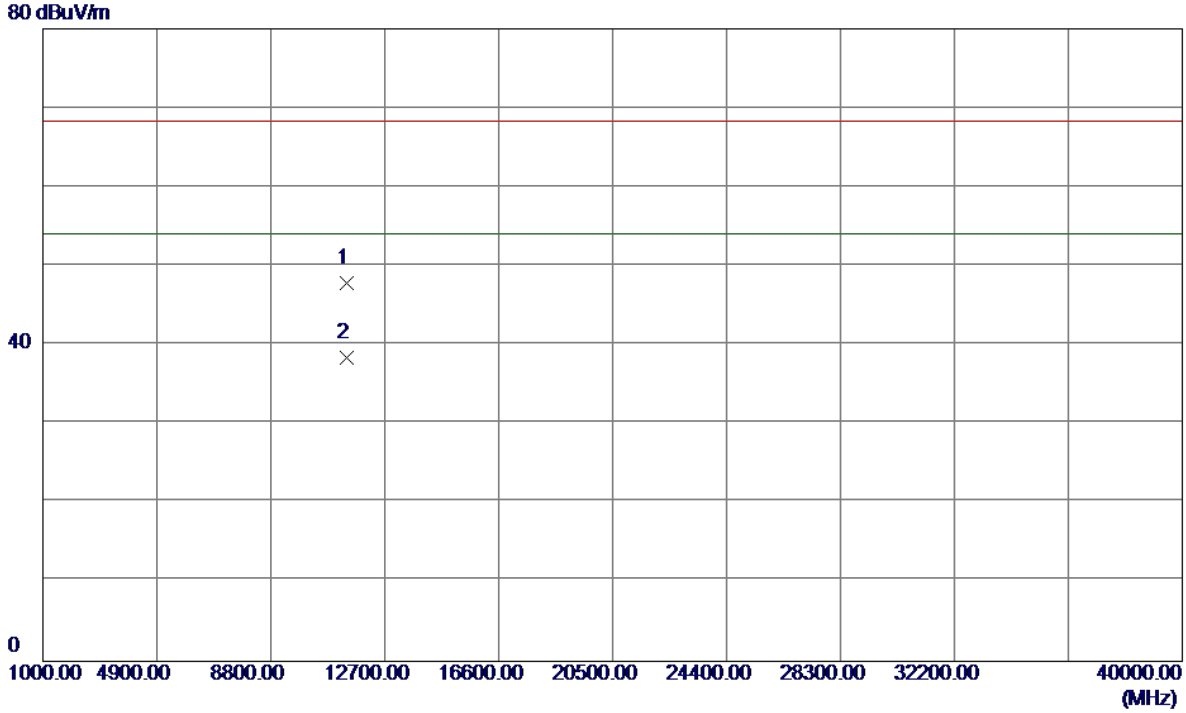

No.	Freq.	Reading Level	Correct Factor	Measure ment	Limit	Over		
	MHz	dBuV/m	dB	dBuV/m	dBuV/m	dB	Detector	Comment
1	11400.0000	31.15	16.70	47.85	68.30	-20.45	Peak	
2	11400.0000	21.64	16.70	38.34	54.00	-15.66	AVG	

Orthogonal Axis :	X
Test Mode :	UNII-2C/ TX N20 Mode 5700MHz

Horizontal

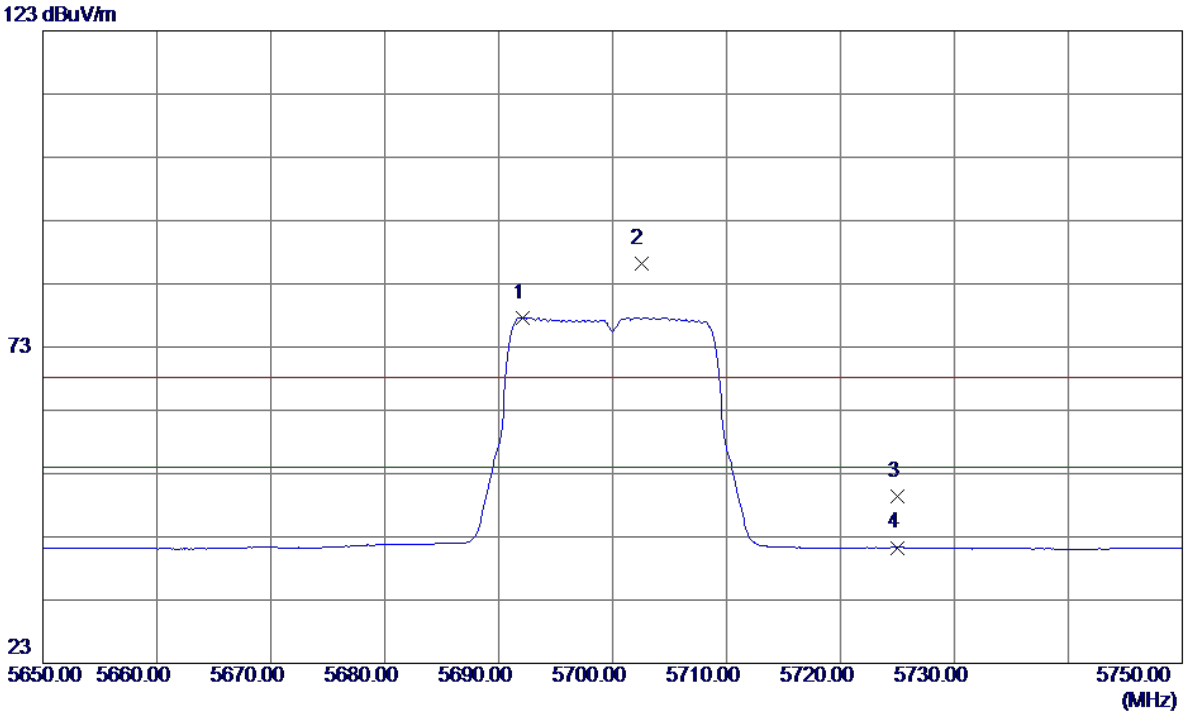

No.	Freq.	Reading Level	Correct Factor	Measure ment	Limit	Over		
	MHz	dBuV/m	dB	dBuV/m	dBuV/m	dB	Detector	Comment
1	5692.1000	36.45	41.22	77.67	54.00	23.67	AVG	no limit
2	5702.5000	44.87	41.24	86.11	68.30	17.81	Peak	no limit
3	5725.0000	8.15	41.27	49.42	68.30	-18.88	Peak	
4	5725.0000	0.03	41.27	41.30	54.00	-12.70	AVG	

Orthogonal Axis :	X
Test Mode :	UNII-2C/ TX N20 Mode 5700MHz

Horizontal

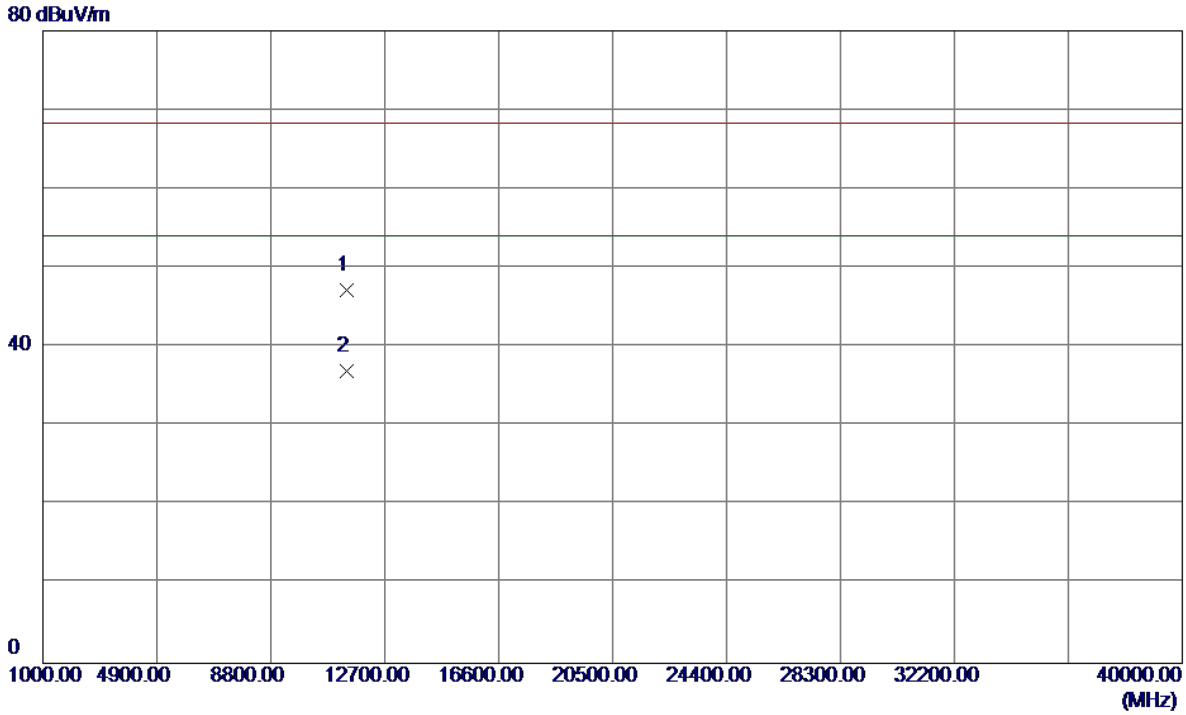

No.	Freq.	Reading Level	Correct Factor	Measure ment	Limit	Over		
	MHz	dBuV/m	dB	dBuV/m	dBuV/m	dB	Detector	Comment
1	11400.2800	30.43	16.70	47.13	68.30	-21.17	Peak	
2	11400.2800	20.21	16.70	36.91	54.00	-17.09	AVG	

Orthogonal Axis :	X
Test Mode :	UNII-2C/ TX N40 Mode 5510MHz

Vertical

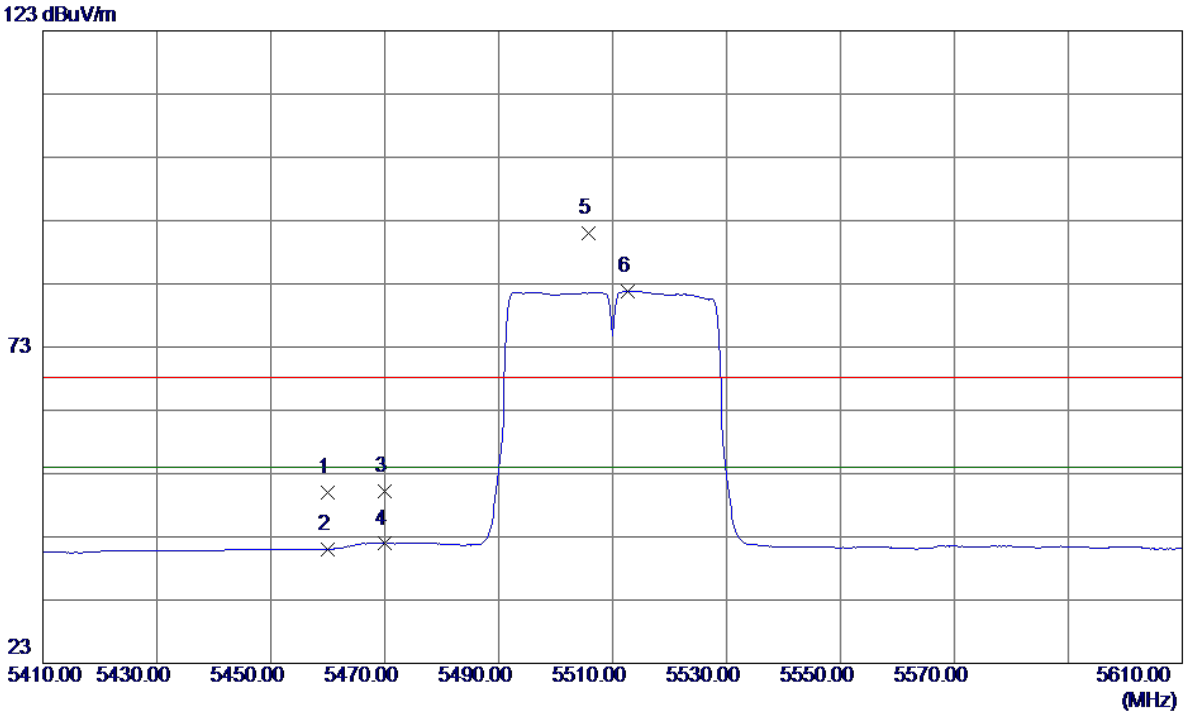

No.	Freq.	Reading Level	Correct Factor	Measure ment	Limit	Over		
	MHz	dBuV/m	dB	dBuV/m	dBuV/m	dB	Detector	Comment
1	5460.0000	9.16	40.88	50.04	68.30	-18.26	Peak	
2	5460.0000	0.10	40.88	40.98	54.00	-13.02	AVG	
3	5470.0000	9.35	40.90	50.25	68.30	-18.05	Peak	
4	5470.0000	1.00	40.90	41.90	54.00	-12.10	AVG	
5	5505.8000	49.97	40.97	90.94	68.30	22.64	Peak	no limit
6	5512.6000	40.90	40.98	81.88	54.00	27.88	AVG	no limit

Orthogonal Axis :	X
Test Mode :	UNII-2C/ TX N40 Mode 5510MHz

Vertical

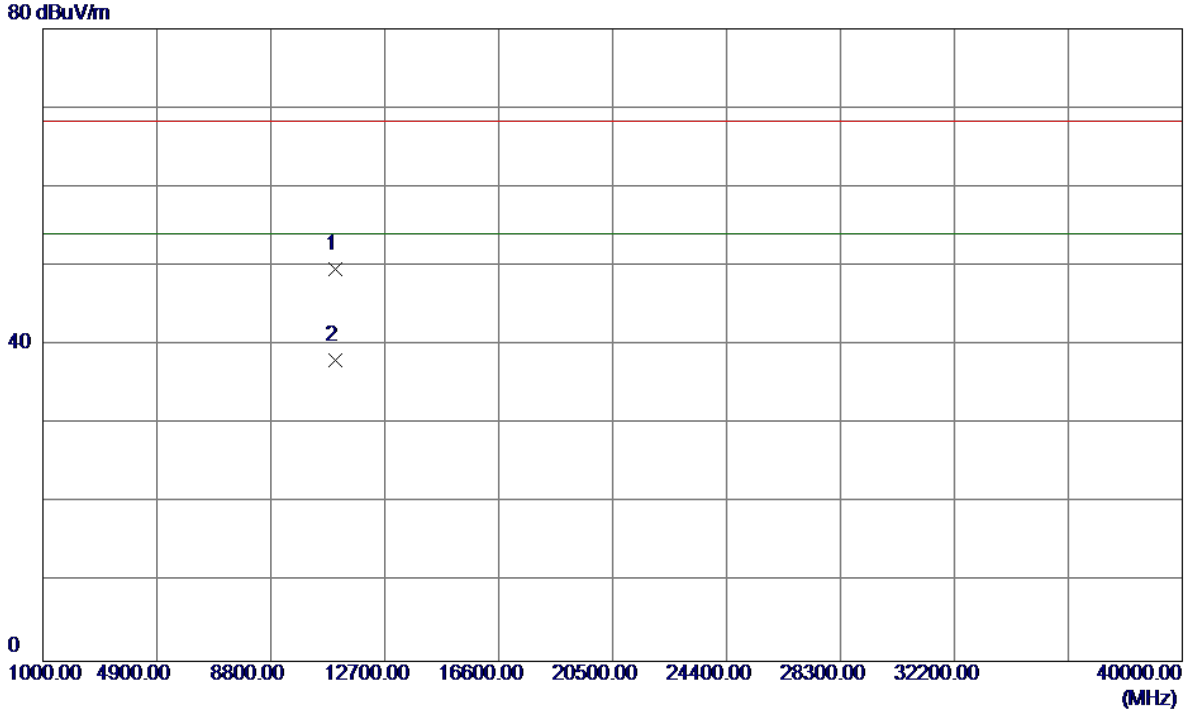

No.	Freq.	Reading Level	Correct Factor	Measure ment	Limit	Over		
	MHz	dBuV/m	dB	dBuV/m	dBuV/m	dB	Detector	Comment
1	11020.3099	33.74	15.80	49.54	68.30	-18.76	Peak	
2	11020.3099	22.23	15.80	38.03	54.00	-15.97	AVG	

Orthogonal Axis :	X
Test Mode :	UNII-2C/ TX N40 Mode 5510MHz

Horizontal

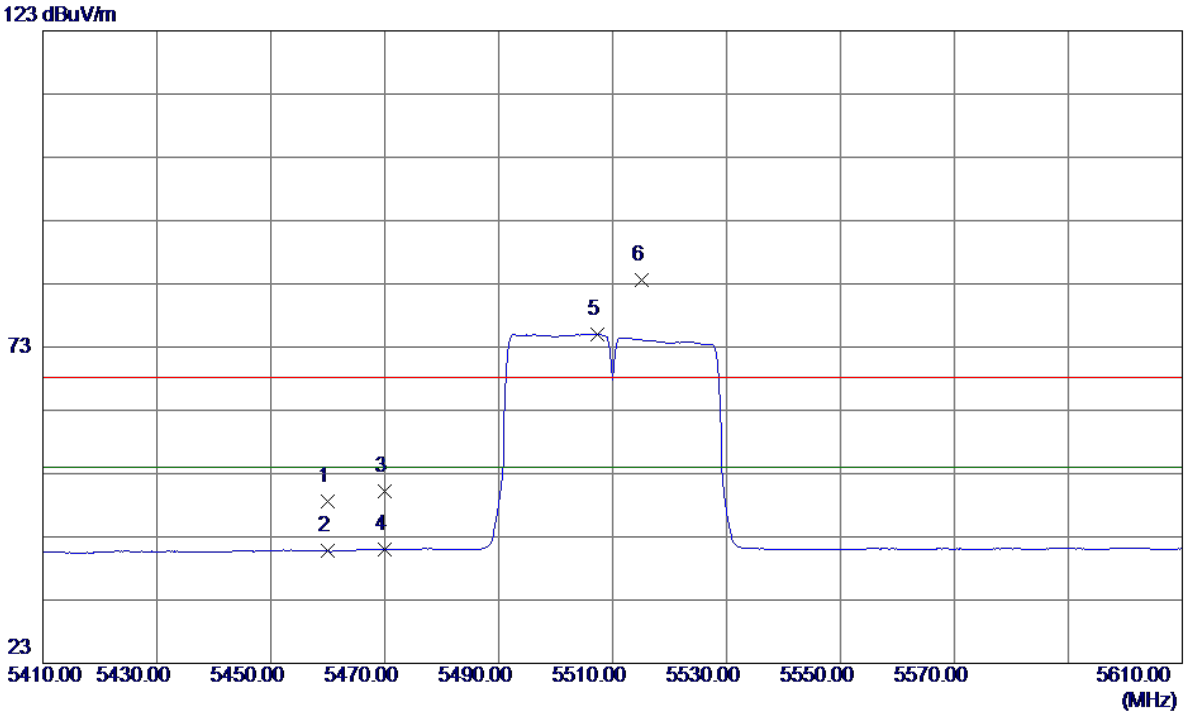

No.	Freq.	Reading Level	Correct Factor	Measure ment	Limit	Over		
	MHz	dBuV/m	dB	dBuV/m	dBuV/m	dB	Detector	Comment
1	5460.0000	7.75	40.88	48.63	68.30	-19.67	Peak	
2	5460.0000	-0.14	40.88	40.74	54.00	-13.26	AVG	
3	5470.0000	9.36	40.90	50.26	68.30	-18.04	Peak	
4	5470.0000	0.08	40.90	40.98	54.00	-13.02	AVG	
5	5507.4000	34.04	40.97	75.01	54.00	21.01	AVG	no limit
6	5515.2000	42.70	40.98	83.68	68.30	15.38	Peak	no limit

Orthogonal Axis :	X
Test Mode :	UNII-2C/ TX N40 Mode 5510MHz

Horizontal

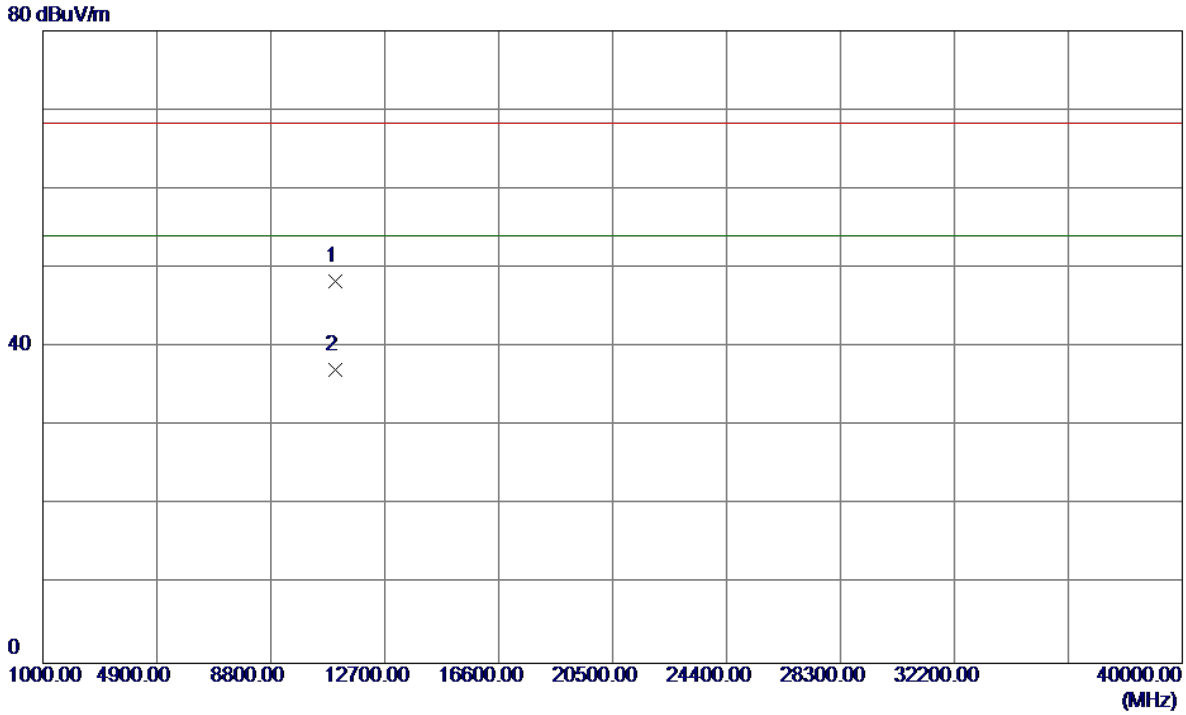

No.	Freq.	Reading Level	Correct Factor	Measure ment	Limit	Over		
	MHz	dBuV/m	dB	dBuV/m	dBuV/m	dB	Detector	Comment
1	11020.8700	32.51	15.80	48.31	68.30	-19.99	Peak	
2	11020.8700	21.34	15.80	37.14	54.00	-16.86	AVG	

Orthogonal Axis :	X
Test Mode :	UNII-2C/ TX N40 Mode 5550MHz

Vertical

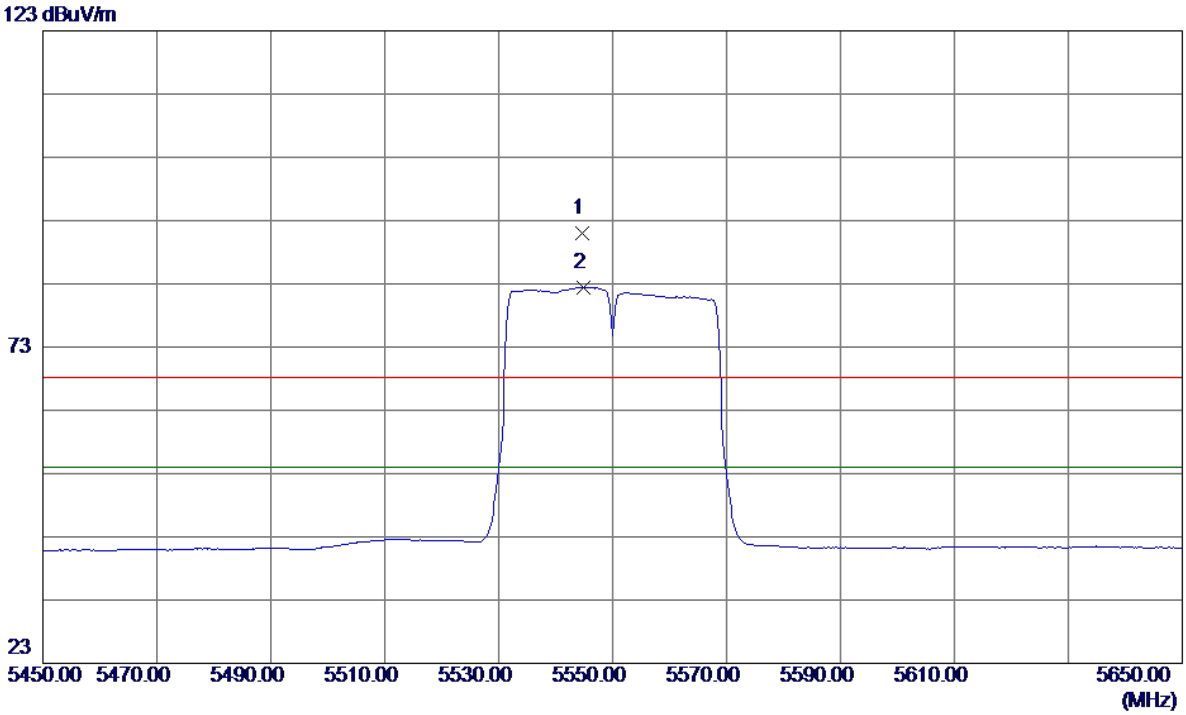

No.	Freq.	Reading Level	Correct Factor	Measure ment	Limit	Over		
	MHz	dBuV/m	dB	dBuV/m	dBuV/m	dB	Detector	Comment
1	5544.6000	49.90	41.02	90.92	68.30	22.62	Peak	no limit
2	5544.8000	41.43	41.02	82.45	54.00	28.45	AVG	no limit

Orthogonal Axis :	X
Test Mode :	UNII-2C/ TX N40 Mode 5550MHz

Vertical

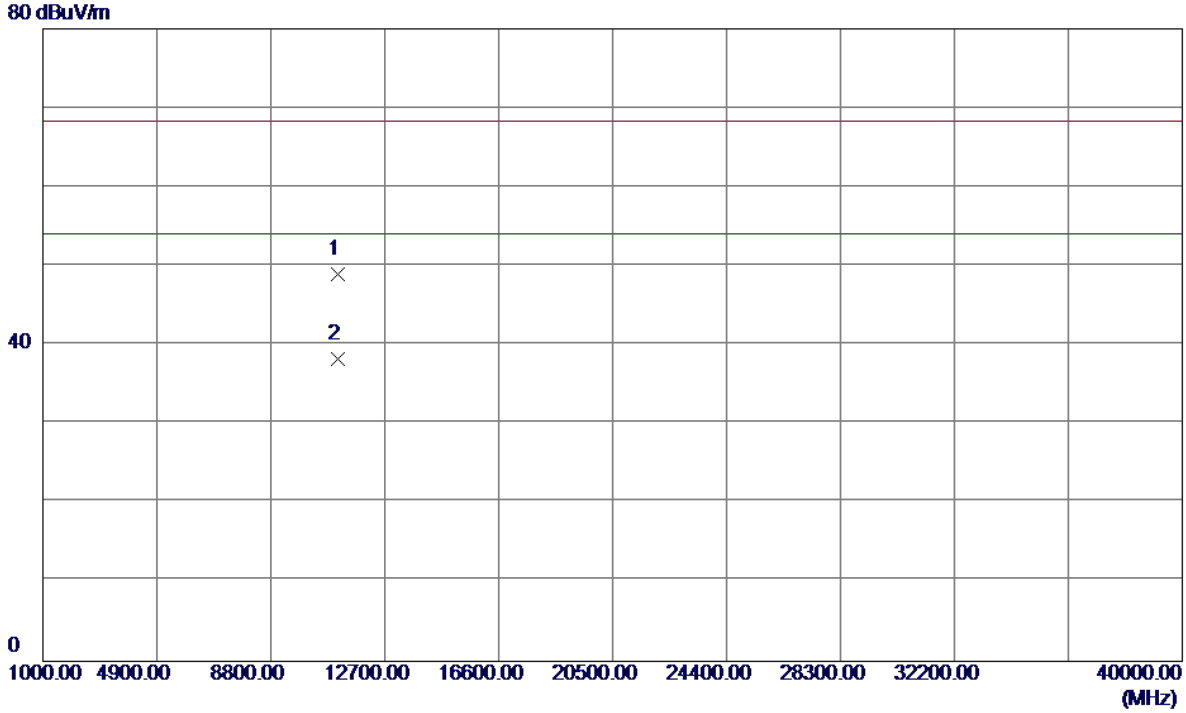

No.	Freq.	Reading Level	Correct Factor	Measure ment	Limit	Over		
	MHz	dBuV/m	dB	dBuV/m	dBuV/m	dB	Detector	Comment
1	11100.0000	33.04	15.99	49.03	68.30	-19.27	Peak	
2	11100.0000	22.18	15.99	38.17	54.00	-15.83	AVG	

Orthogonal Axis :	X
Test Mode :	UNII-2C/ TX N40 Mode 5550MHz

Horizontal

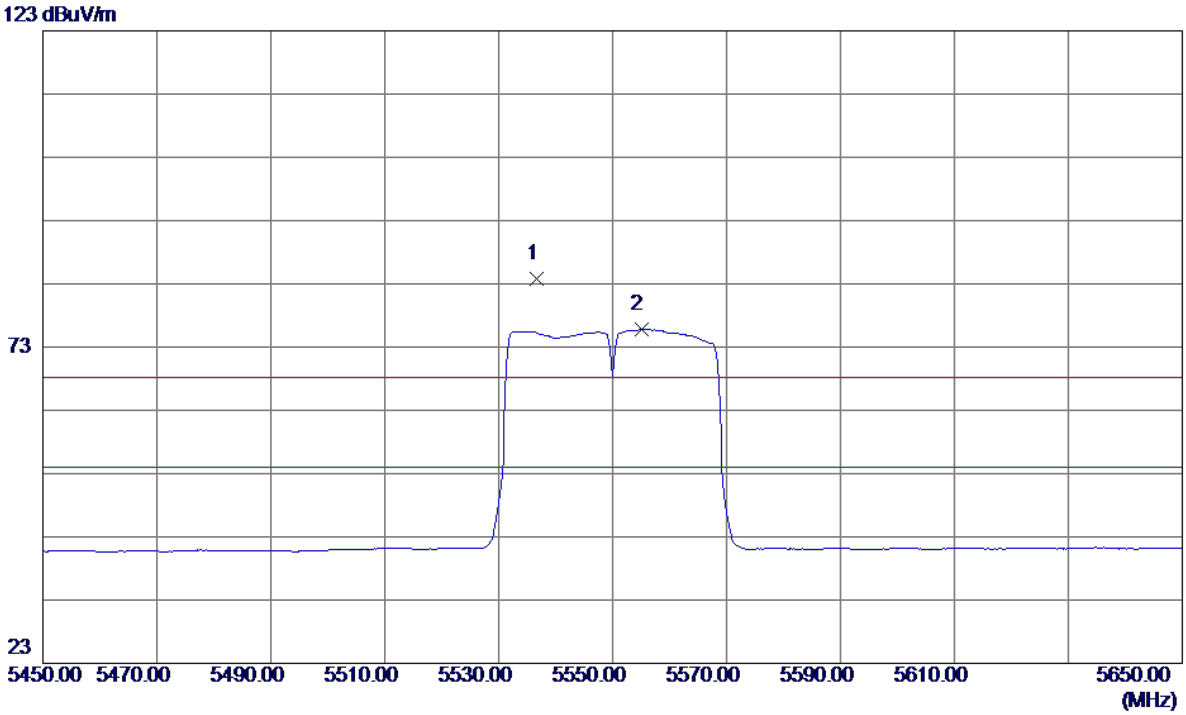

No.	Freq.	Reading Level	Correct Factor	Measure ment	Limit	Over		
	MHz	dBuV/m	dB	dBuV/m	dBuV/m	dB	Detector	Comment
1	5536.6000	42.74	41.01	83.75	68.30	15.45	Peak	no limit
2	5555.0000	34.78	41.03	75.81	54.00	21.81	AVG	no limit

Orthogonal Axis :	X
Test Mode :	UNII-2C/ TX N40 Mode 5550MHz

Horizontal

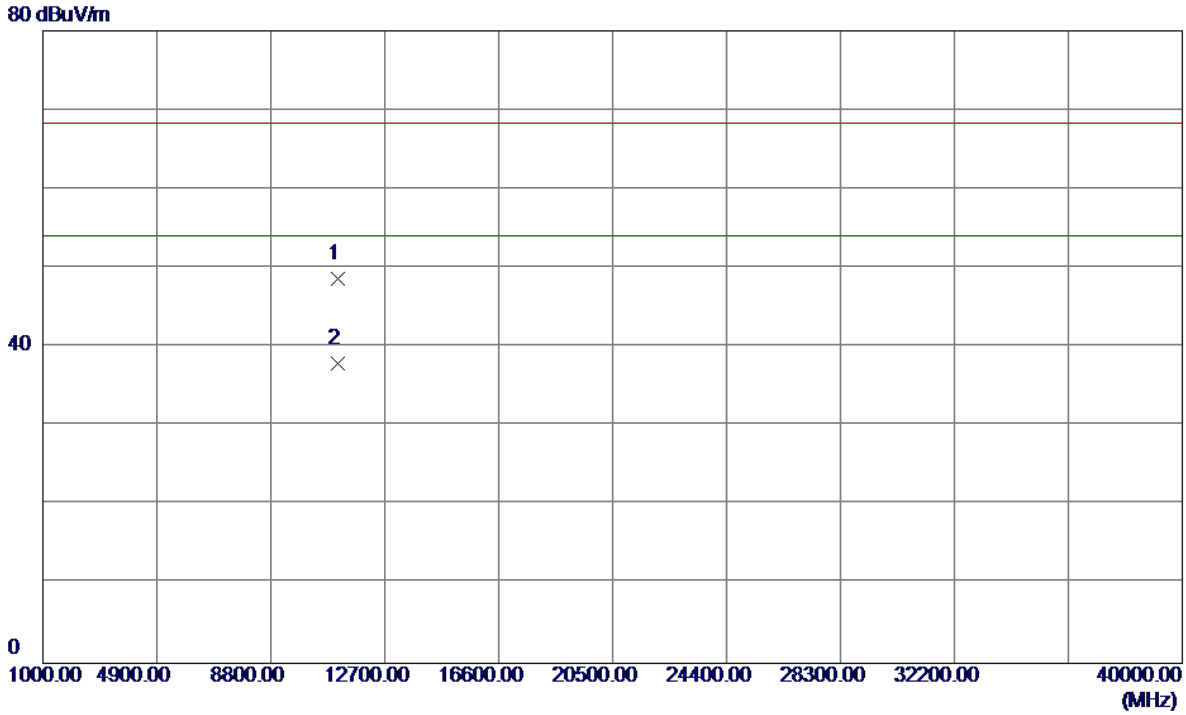

No.	Freq.	Reading Level	Correct Factor	Measure ment	Limit	Over		
	MHz	dBuV/m	dB	dBuV/m	dBuV/m	dB	Detector	Comment
1	11100.1300	32.72	15.99	48.71	68.30	-19.59	Peak	
2	11100.1300	21.87	15.99	37.86	54.00	-16.14	AVG	

Orthogonal Axis :	X
Test Mode :	UNII-2C/ TX N40 Mode 5670MHz

Vertical

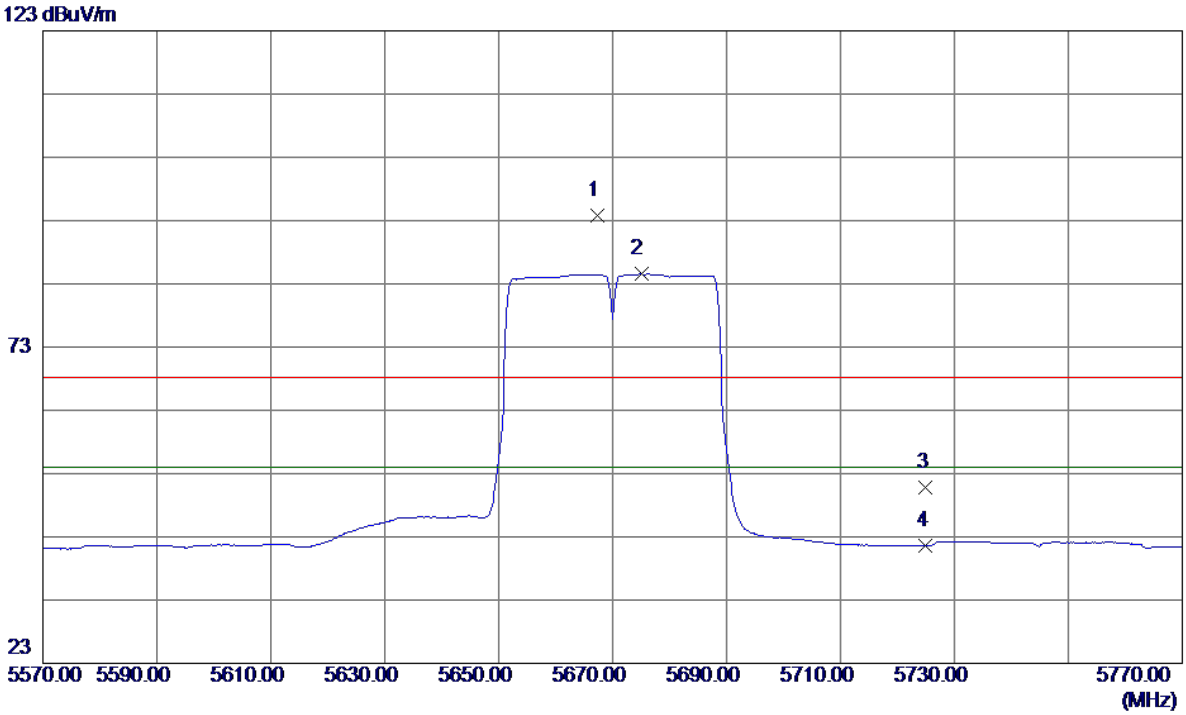

No.	Freq.	Reading Level	Correct Factor	Measure ment	Limit	Over		
	MHz	dBuV/m	dB	dBuV/m	dBuV/m	dB	Detector	Comment
1	5667.4000	52.67	41.19	93.86	68.30	25.56	Peak	no limit
2	5675.0000	43.35	41.20	84.55	54.00	30.55	AVG	no limit
3	5725.0000	9.45	41.27	50.72	68.30	-17.58	Peak	
4	5725.0000	0.34	41.27	41.61	54.00	-12.39	AVG	

Orthogonal Axis :	X
Test Mode :	UNII-2C/ TX N40 Mode 5670MHz

Vertical

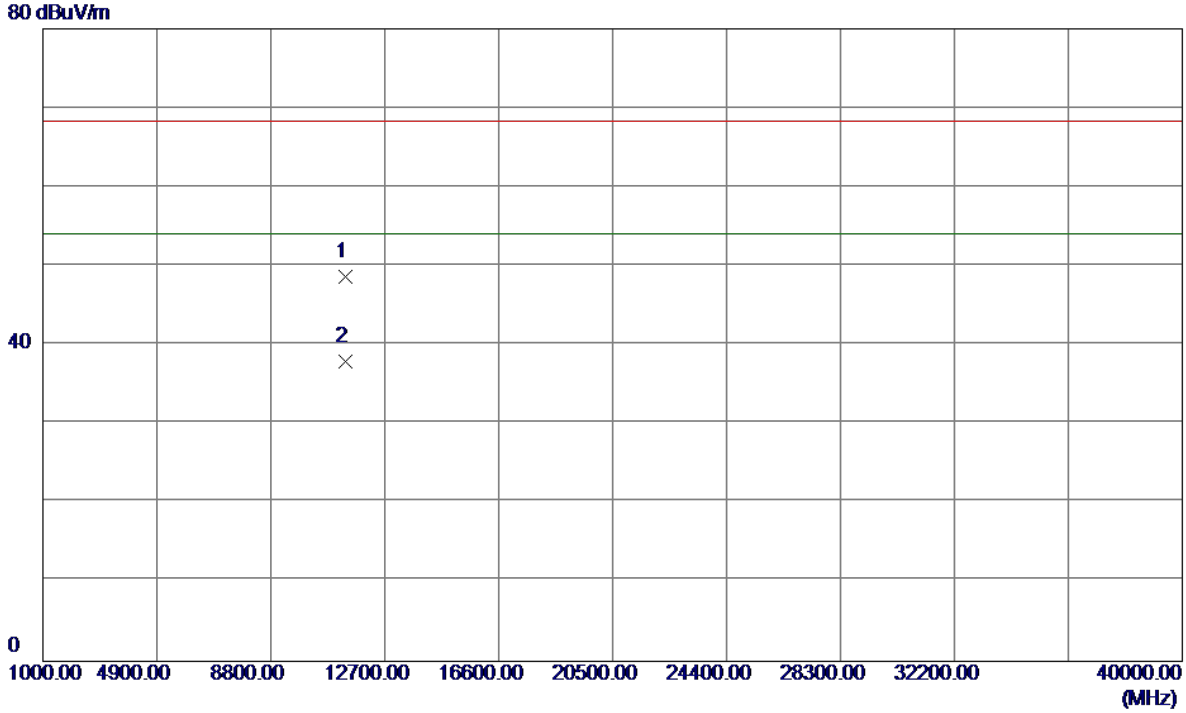

No.	Freq.	Reading Level	Correct Factor	Measure ment	Limit	Over		
	MHz	dBuV/m	dB	dBuV/m	dBuV/m	dB	Detector	Comment
1	11341.2500	32.15	16.56	48.71	68.30	-19.59	Peak	
2	11341.2500	21.37	16.56	37.93	54.00	-16.07	AVG	

Orthogonal Axis :	X
Test Mode :	UNII-2C/ TX N40 Mode 5670MHz

Horizontal

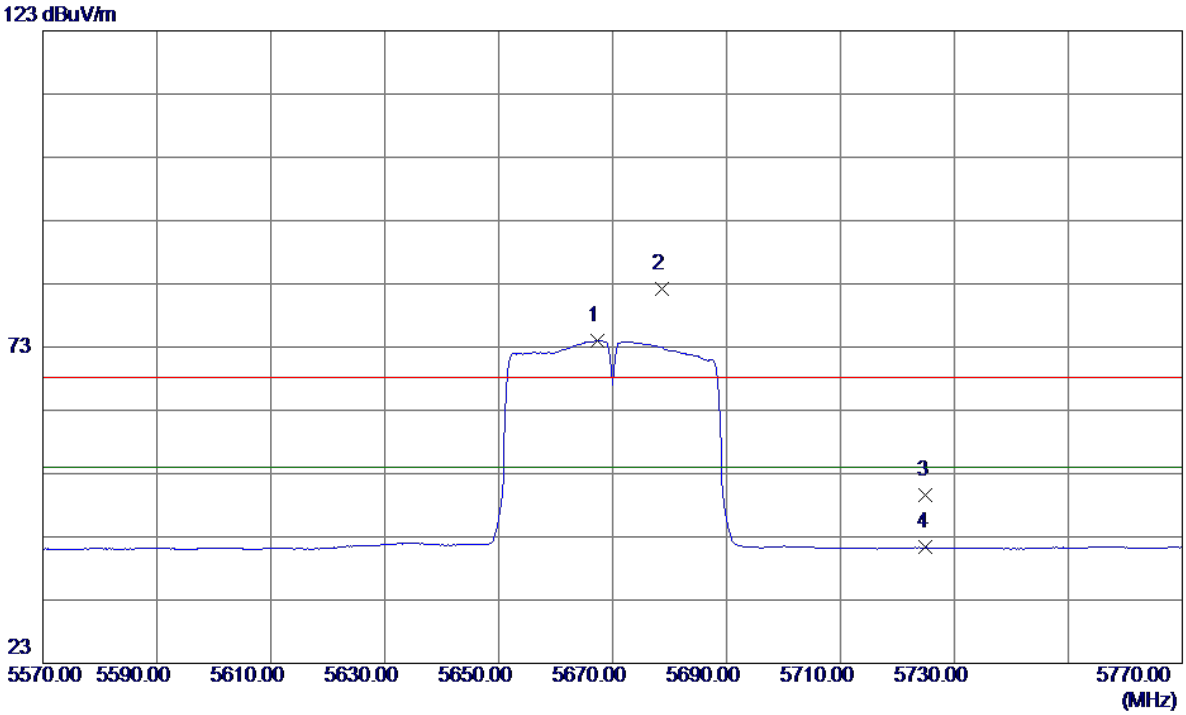

No.	Freq.	Reading Level	Correct Factor	Measure ment	Limit	Over		
	MHz	dBuV/m	dB	dBuV/m	dBuV/m	dB	Detector	Comment
1	5667.4000	32.85	41.19	74.04	54.00	20.04	AVG	no limit
2	5678.6000	40.94	41.20	82.14	68.30	13.84	Peak	no limit
3	5725.0000	8.24	41.27	49.51	68.30	-18.79	Peak	
4	5725.0000	0.04	41.27	41.31	54.00	-12.69	AVG	

Orthogonal Axis :	X
Test Mode :	UNII-2C/ TX N40 Mode 5670MHz

Horizontal

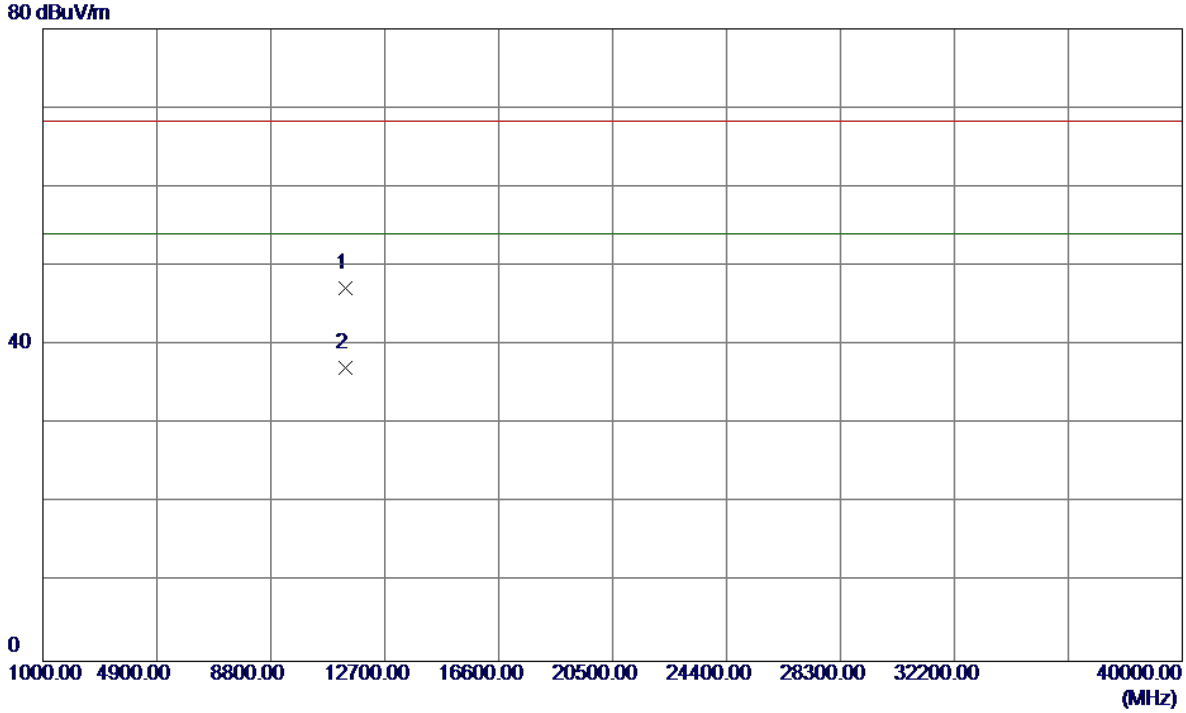

No.	Freq.	Reading Level	Correct Factor	Measure ment	Limit	Over		
	MHz	dBuV/m	dB	dBuV/m	dBuV/m	dB	Detector	Comment
1	11340.2100	30.68	16.56	47.24	68.30	-21.06	Peak	
2	11340.2100	20.54	16.56	37.10	54.00	-16.90	AVG	

Orthogonal Axis:	X
Test Mode:	UNII-3/TX A Mode 5745MHz

Vertical

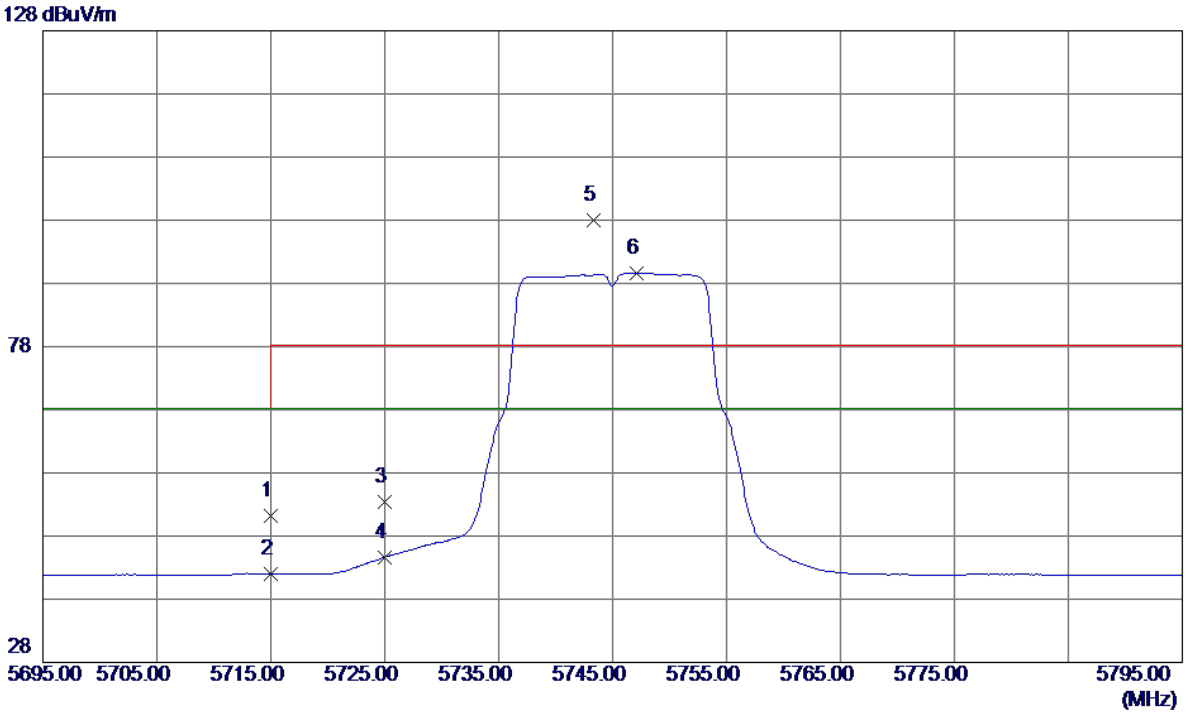

No.	Freq.	Reading Level	Correct Factor	Measure ment	Limit	Over		
	MHz	dBuV/m	dB	dBuV/m	dBuV/m	dB	Detector	Comment
1	5715.0000	10.00	41.25	51.25	68.30	-17.05	Peak	
2	5715.0000	0.82	41.25	42.07	68.30	-26.23	AVG	
3	5725.0000	12.18	41.27	53.45	78.30	-24.85	Peak	
4	5725.0000	3.38	41.27	44.65	68.30	-23.65	AVG	
5	5743.3000	56.66	41.29	97.95	78.30	19.65	Peak	no limit
6	5747.1000	48.27	41.30	89.57	68.30	21.27	AVG	no limit

Orthogonal Axis:	X
Test Mode:	UNII-3/TX A Mode 5745MHz

Vertical

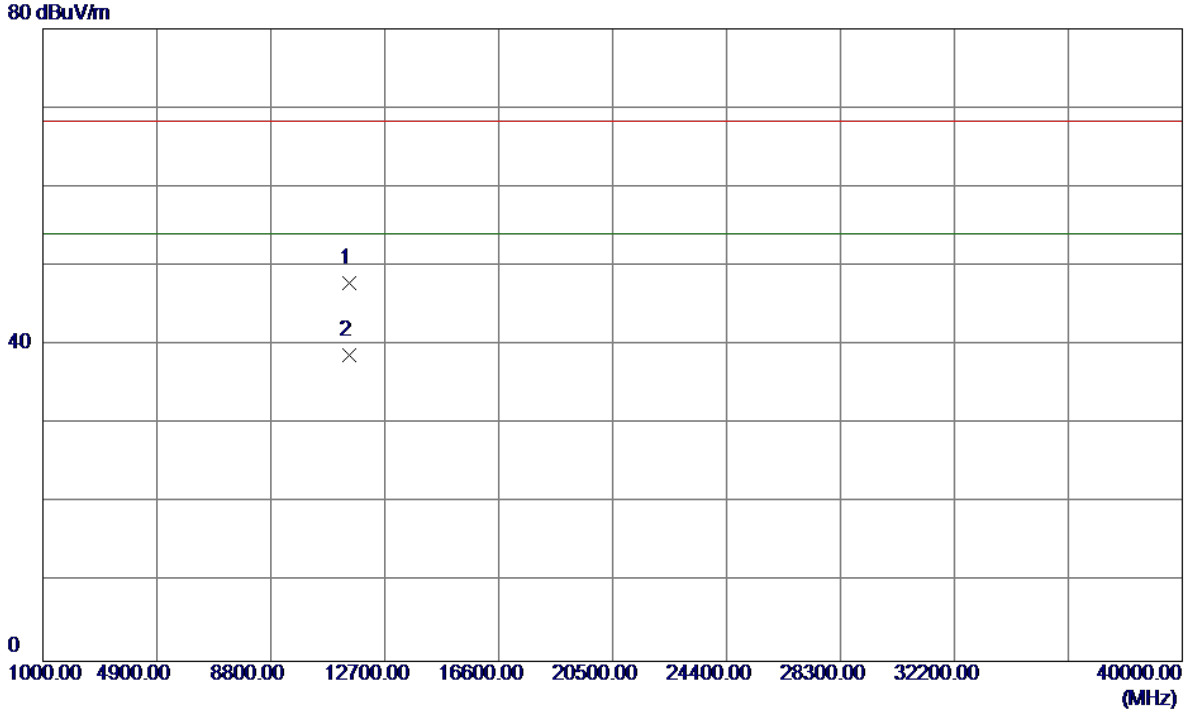

No.	Freq.	Reading Level	Correct Factor	Measure ment	Limit	Over		
	MHz	dBuV/m	dB	dBuV/m	dBuV/m	dB	Detector	Comment
1	11490.1100	30.91	16.91	47.82	68.30	-20.48	Peak	
2	11490.1100	21.76	16.91	38.67	54.00	-15.33	AVG	

Orthogonal Axis:	X
Test Mode:	UNII-3/TX A Mode 5745MHz

Horizontal

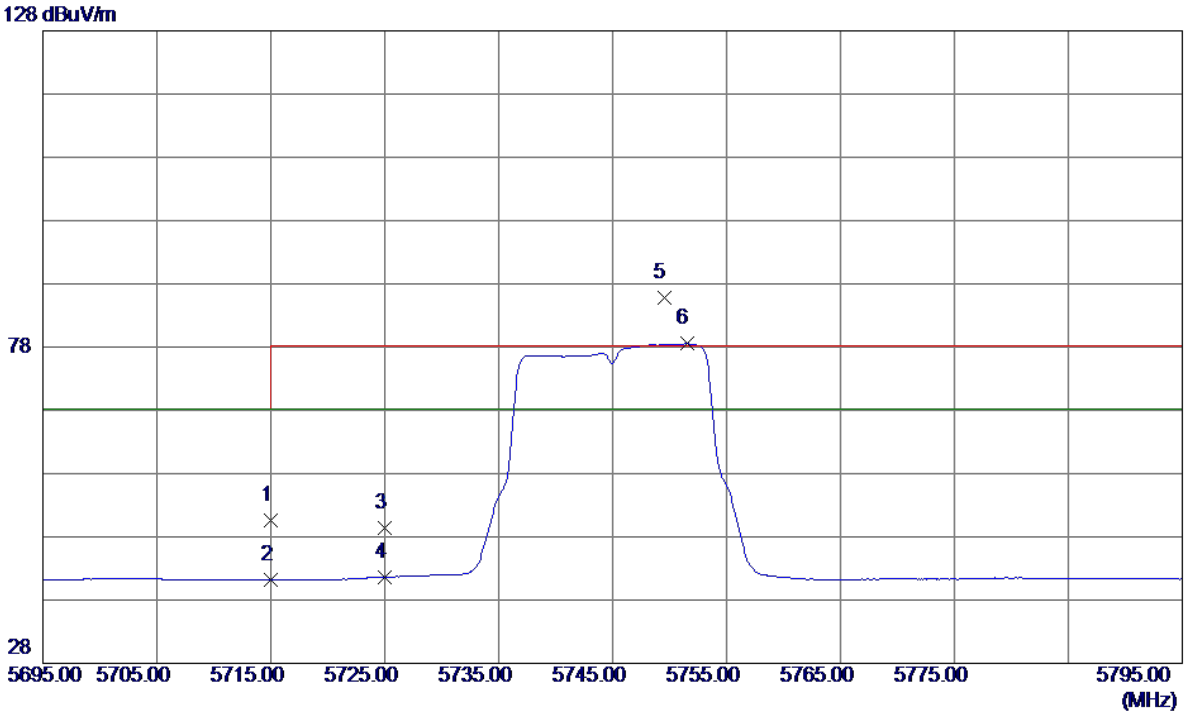

No.	Freq.	Reading Level	Correct Factor	Measure ment	Limit	Over		
	MHz	dBuV/m	dB	dBuV/m	dBuV/m	dB	Detector	Comment
1	5715.0000	9.42	41.25	50.67	68.30	-17.63	Peak	
2	5715.0000	-0.05	41.25	41.20	68.30	-27.10	AVG	
3	5725.0000	8.13	41.27	49.40	78.30	-28.90	Peak	
4	5725.0000	0.37	41.27	41.64	68.30	-26.66	AVG	
5	5749.5000	44.56	41.30	85.86	78.30	7.56	Peak	no limit
6	5751.5000	37.24	41.30	78.54	68.30	10.24	AVG	no limit

Orthogonal Axis:	X
Test Mode:	UNII-3/TX A Mode 5745MHz

Horizontal

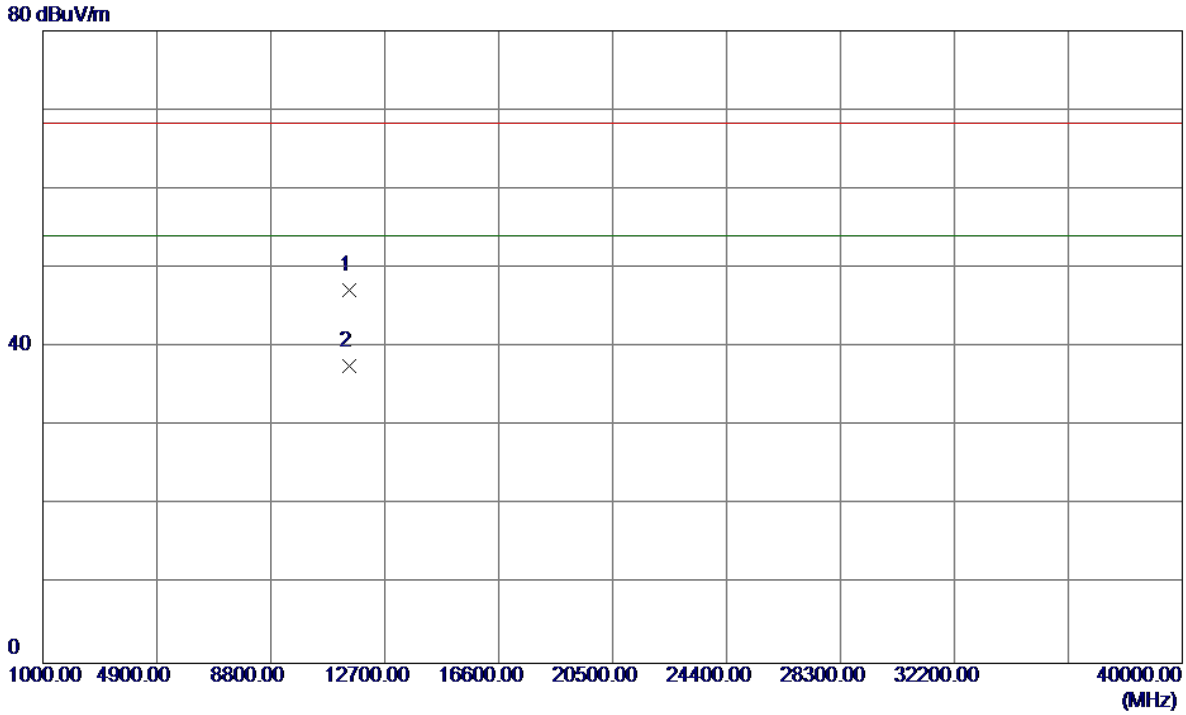

No.	Freq.	Reading Level	Correct Factor	Measure ment	Limit	Over		
	MHz	dBuV/m	dB	dBuV/m	dBuV/m	dB	Detector	Comment
1	11490.0900	30.24	16.91	47.15	68.30	-21.15	Peak	
2	11490.0900	20.62	16.91	37.53	54.00	-16.47	AVG	

Orthogonal Axis:	X
Test Mode:	UNII-3/TX A Mode 5785MHz

Vertical

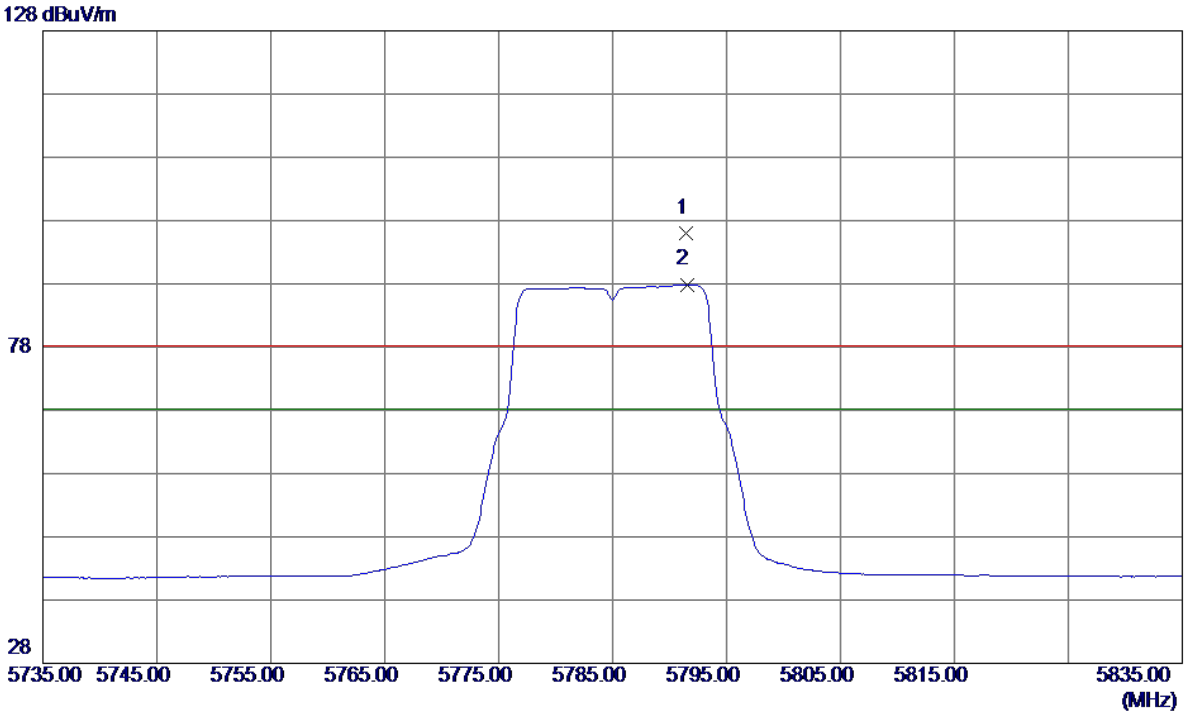

No.	Freq.	Reading Level	Correct Factor	Measure ment	Limit	Over		
	MHz	dBuV/m	dB	dBuV/m	dBuV/m	dB	Detector	Comment
1	5791.4000	54.58	41.36	95.94	78.30	17.64	Peak	no limit
2	5791.5000	46.54	41.36	87.90	68.30	19.60	AVG	no limit

Orthogonal Axis:	X
Test Mode:	UNII-3/TX A Mode 5785MHz

Vertical

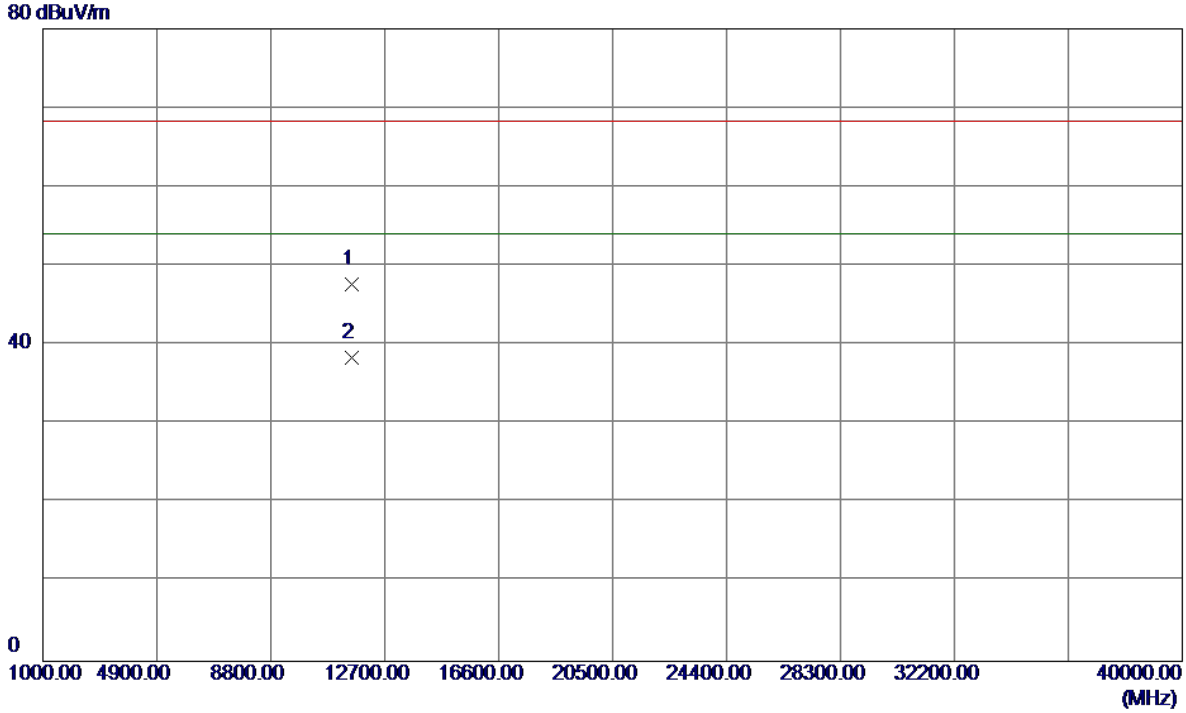

No.	Freq.	Reading Level	Correct Factor	Measure ment	Limit	Over		
	MHz	dBuV/m	dB	dBuV/m	dBuV/m	dB	Detector	Comment
1	11570.1400	30.58	17.05	47.63	68.30	-20.67	Peak	
2	11570.1400	21.36	17.05	38.41	54.00	-15.59	AVG	

Orthogonal Axis:	X
Test Mode:	UNII-3/TX A Mode 5785MHz

Horizontal

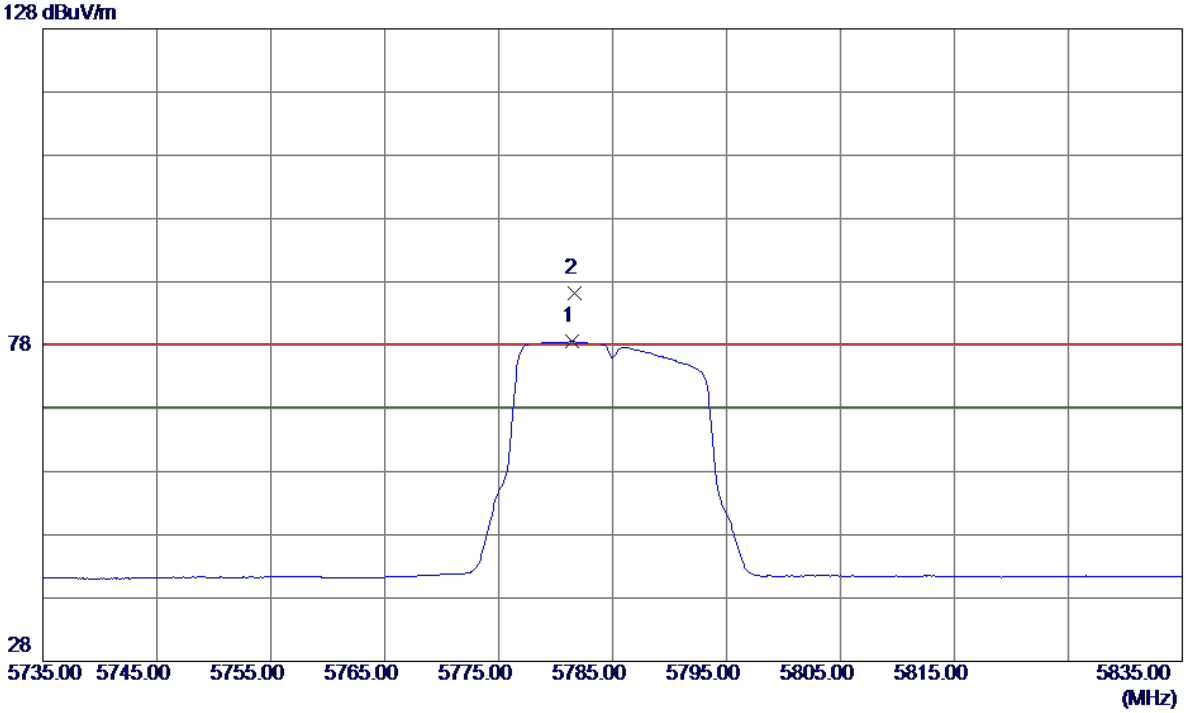

No.	Freq.	Reading Level	Correct Factor	Measure ment	Limit	Over		
	MHz	dBuV/m	dB	dBuV/m	dBuV/m	dB	Detector	Comment
1	5781.4000	37.18	41.34	78.52	68.30	10.22	AVG	no limit
2	5781.7000	44.88	41.34	86.22	78.30	7.92	Peak	no limit

Orthogonal Axis:	X
Test Mode:	UNII-3/TX A Mode 5785MHz

Horizontal

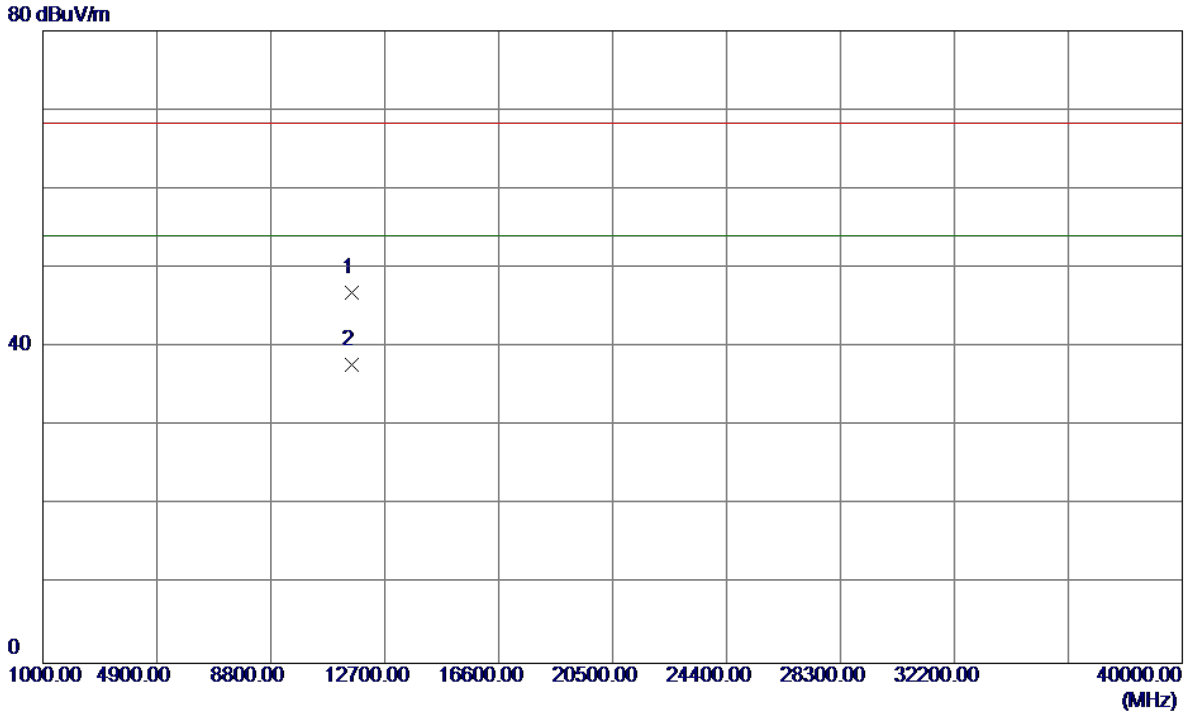

No.	Freq.	Reading Level	Correct Factor	Measure ment	Limit	Over		
	MHz	dBuV/m	dB	dBuV/m	dBuV/m	dB	Detector	Comment
1	11570.2200	29.76	17.05	46.81	68.30	-21.49	Peak	
2	11570.2200	20.64	17.05	37.69	54.00	-16.31	AVG	

Orthogonal Axis:	X
Test Mode:	UNII-3/TX A Mode 5825MHz

Vertical

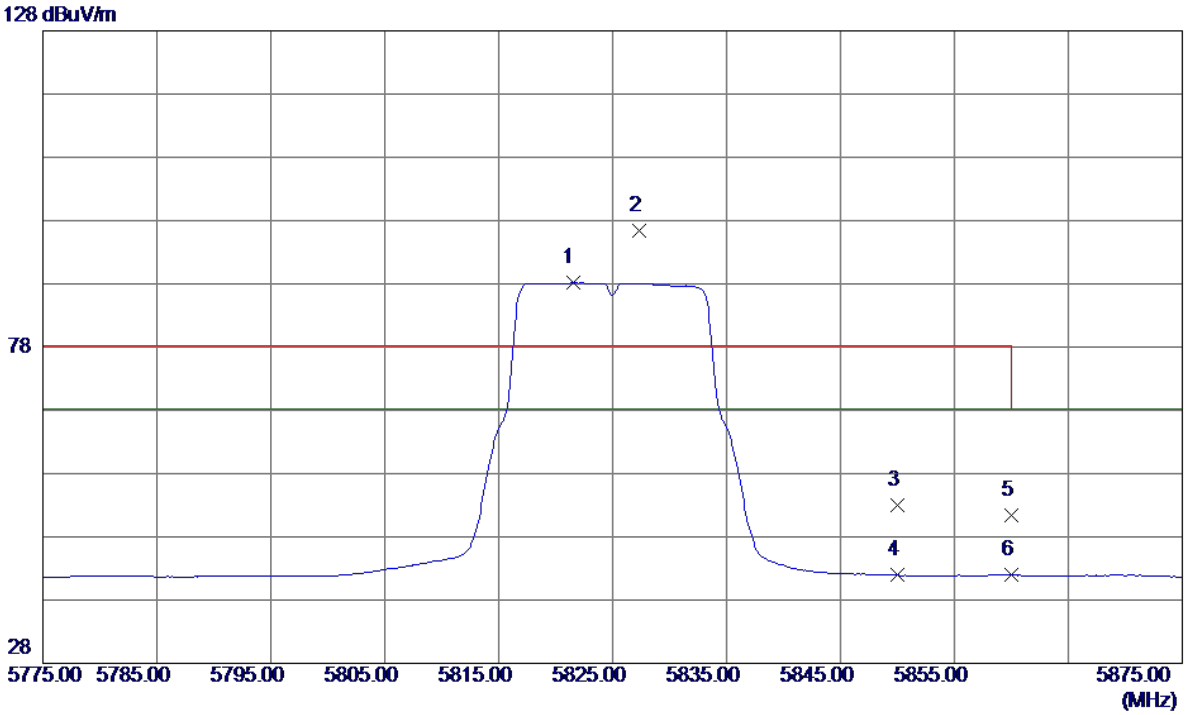

No.	Freq.	Reading Level	Correct Factor	Measure ment	Limit	Over		
	MHz	dBuV/m	dB	dBuV/m	dBuV/m	dB	Detector	Comment
1	5821.5000	46.72	41.40	88.12	68.30	19.82	AVG	no limit
2	5827.3000	54.95	41.41	96.36	78.30	18.06	Peak	no limit
3	5850.0000	11.62	41.44	53.06	78.30	-25.24	Peak	
4	5850.0000	0.47	41.44	41.91	68.30	-26.39	AVG	
5	5860.0000	9.88	41.45	51.33	78.30	-26.97	Peak	
6	5860.0000	0.49	41.45	41.94	68.30	-26.36	AVG	

Orthogonal Axis:	X
Test Mode:	UNII-3/TX A Mode 5825MHz

Vertical

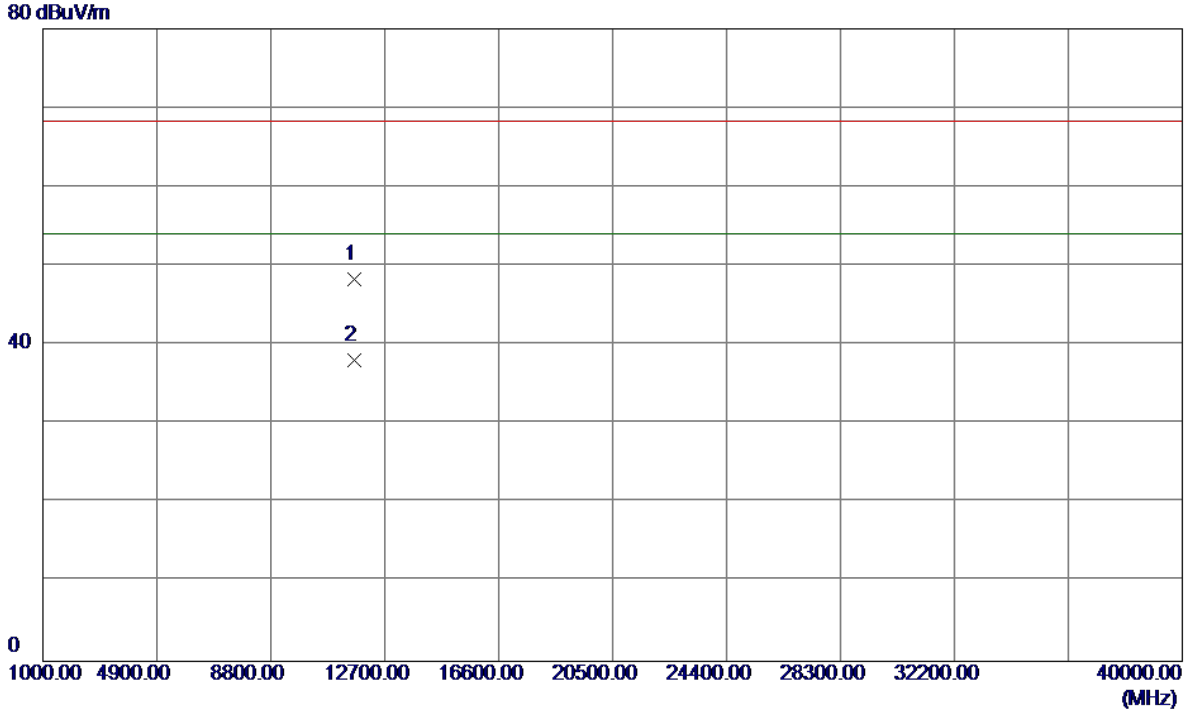

No.	Freq.	Reading Level	Correct Factor	Measure ment	Limit	Over		
	MHz	dBuV/m	dB	dBuV/m	dBuV/m	dB	Detector	Comment
1	11650.1300	31.08	17.17	48.25	68.30	-20.05	Peak	
2	11650.1300	20.89	17.17	38.06	54.00	-15.94	AVG	

Orthogonal Axis:	X
Test Mode:	UNII-3/TX A Mode 5825MHz

Horizontal

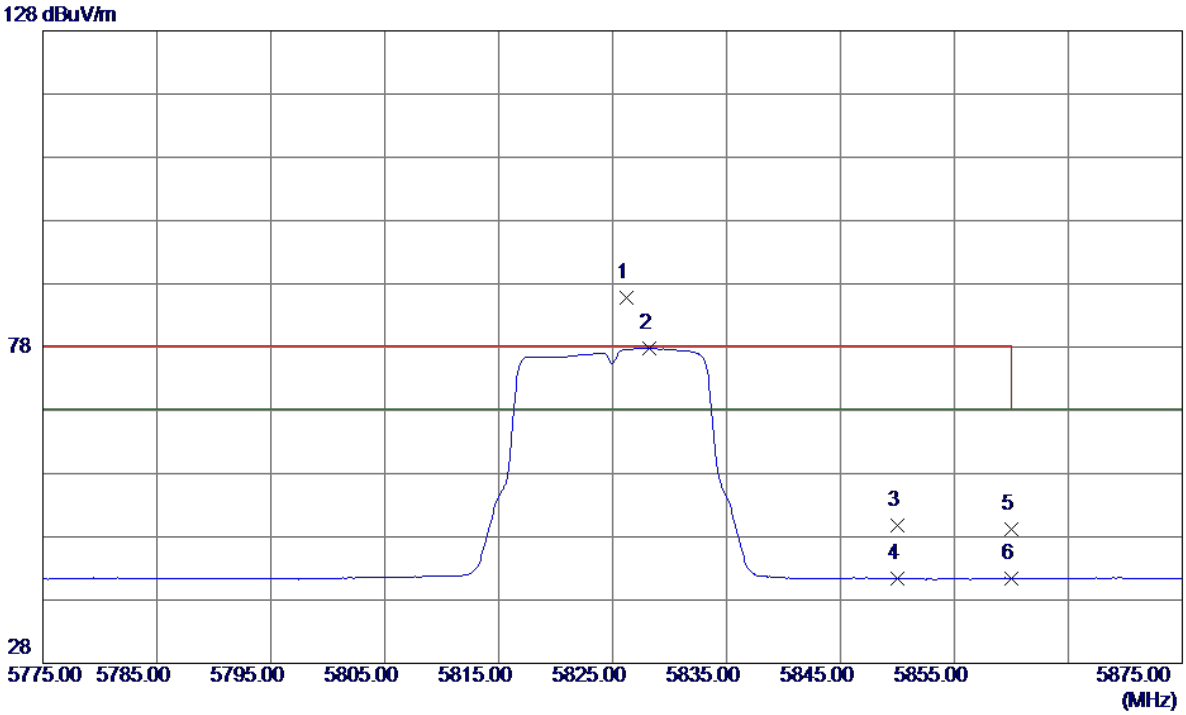

No.	Freq.	Reading Level	Correct Factor	Measure ment	Limit	Over		
	MHz	dBuV/m	dB	dBuV/m	dBuV/m	dB	Detector	Comment
1	5826.2000	44.37	41.40	85.77	78.30	7.47	Peak	no limit
2	5828.2000	36.47	41.41	77.88	68.30	9.58	AVG	no limit
3	5850.0000	8.29	41.44	49.73	78.30	-28.57	Peak	
4	5850.0000	-0.04	41.44	41.40	68.30	-26.90	AVG	
5	5860.0000	7.80	41.45	49.25	78.30	-29.05	Peak	
6	5860.0000	-0.03	41.45	41.42	68.30	-26.88	AVG	

Orthogonal Axis:	X
Test Mode:	UNII-3/TX A Mode 5825MHz

Horizontal

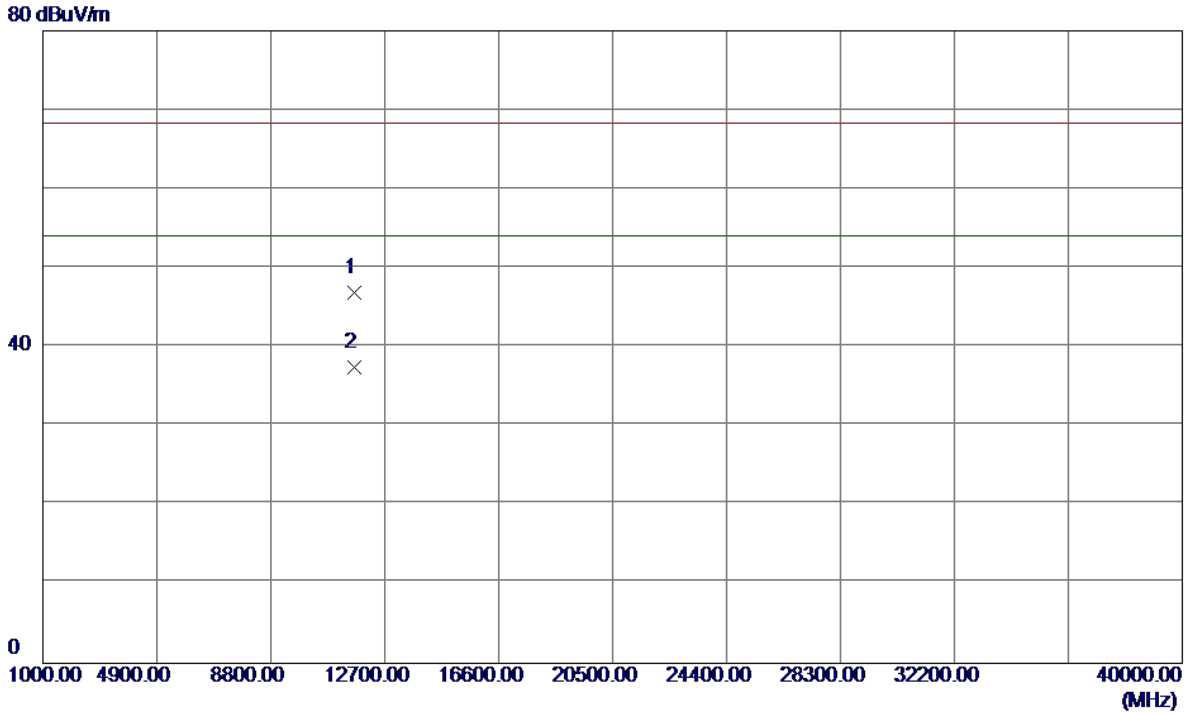

No.	Freq.	Reading Level	Correct Factor	Measure ment	Limit	Over		
	MHz	dBuV/m	dB	dBuV/m	dBuV/m	dB	Detector	Comment
1	11650.0500	29.75	17.17	46.92	68.30	-21.38	Peak	
2	11650.0500	20.29	17.17	37.46	54.00	-16.54	AVG	

Orthogonal Axis:	X
Test Mode:	UNII-3/TX N20 Mode 5745MHz

Vertical

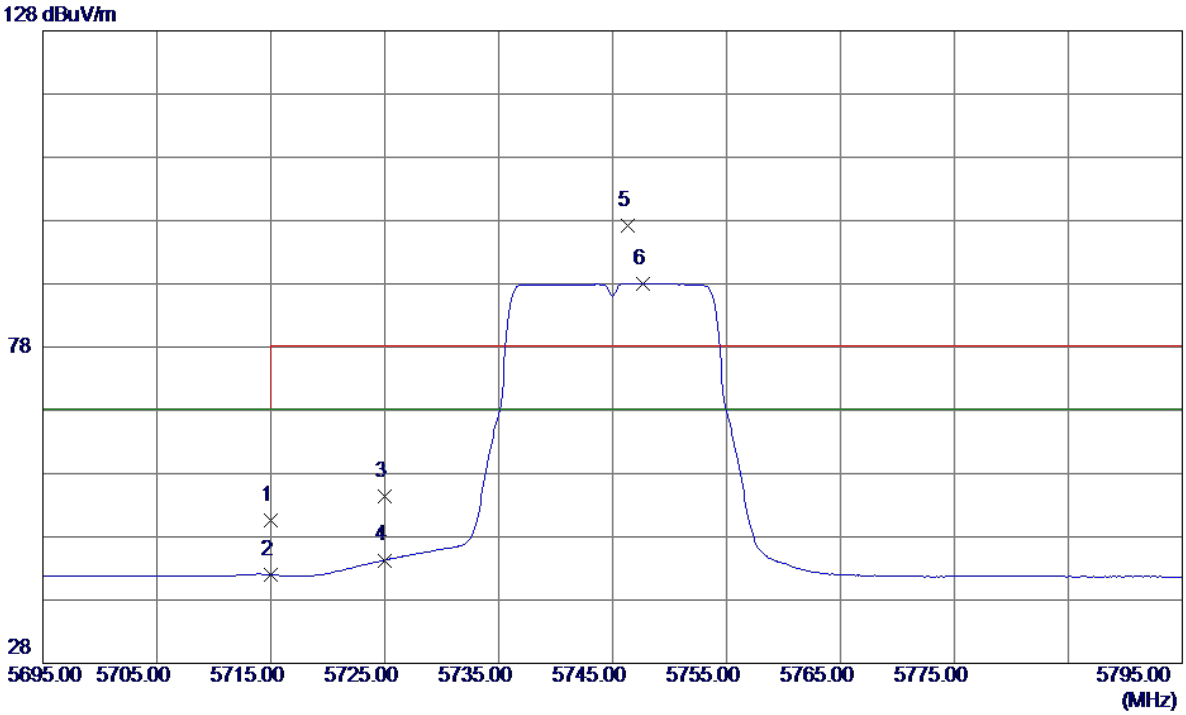

No.	Freq.	Reading Level	Correct Factor	Measure ment	Limit	Over		
	MHz	dBuV/m	dB	dBuV/m	dBuV/m	dB	Detector	Comment
1	5715.0000	9.30	41.25	50.55	68.30	-17.75	Peak	
2	5715.0000	0.74	41.25	41.99	68.30	-26.31	AVG	
3	5725.0000	13.18	41.27	54.45	78.30	-23.85	Peak	
4	5725.0000	3.03	41.27	44.30	68.30	-24.00	AVG	
5	5746.3000	55.96	41.29	97.25	78.30	18.95	Peak	no limit
6	5747.7000	46.79	41.30	88.09	68.30	19.79	AVG	no limit

Orthogonal Axis:	X
Test Mode:	UNII-3/TX N20 Mode 5745MHz

Vertical

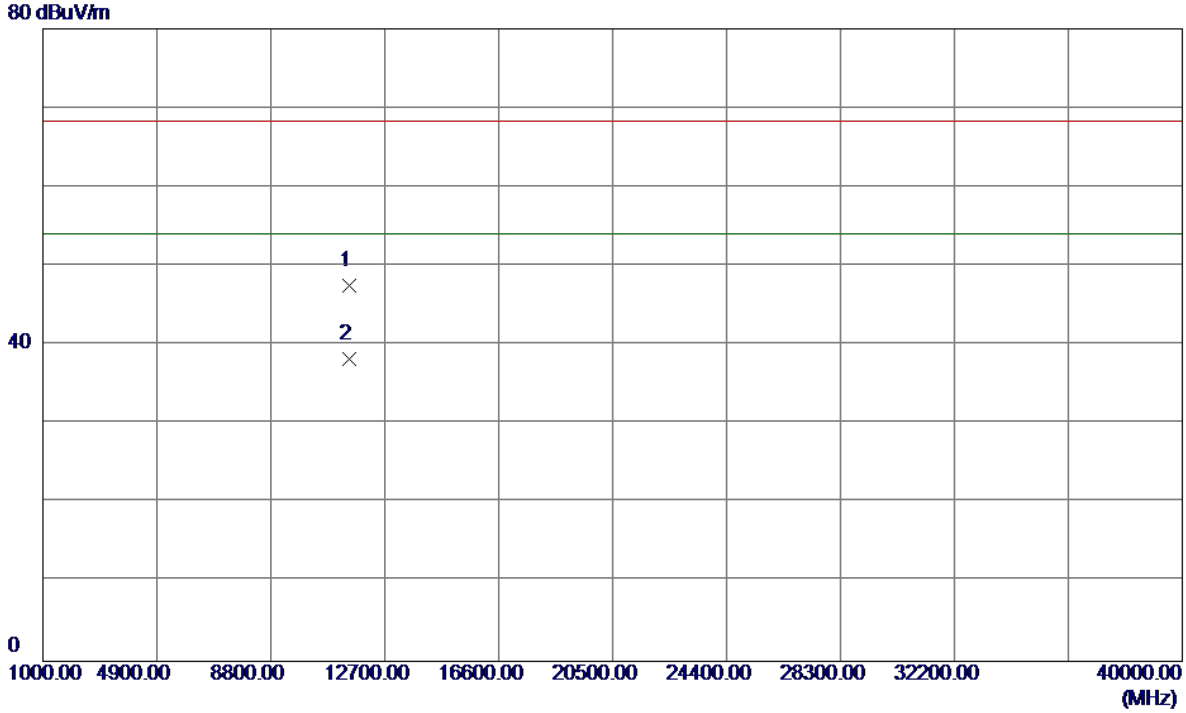

No.	Freq.	Reading Level	Correct Factor	Measure ment	Limit	Over		
	MHz	dBuV/m	dB	dBuV/m	dBuV/m	dB	Detector	Comment
1	11490.1300	30.65	16.91	47.56	68.30	-20.74	Peak	
2	11490.1300	21.26	16.91	38.17	54.00	-15.83	AVG	

Orthogonal Axis:	X
Test Mode:	UNII-3/TX N20 Mode 5745MHz

Horizontal

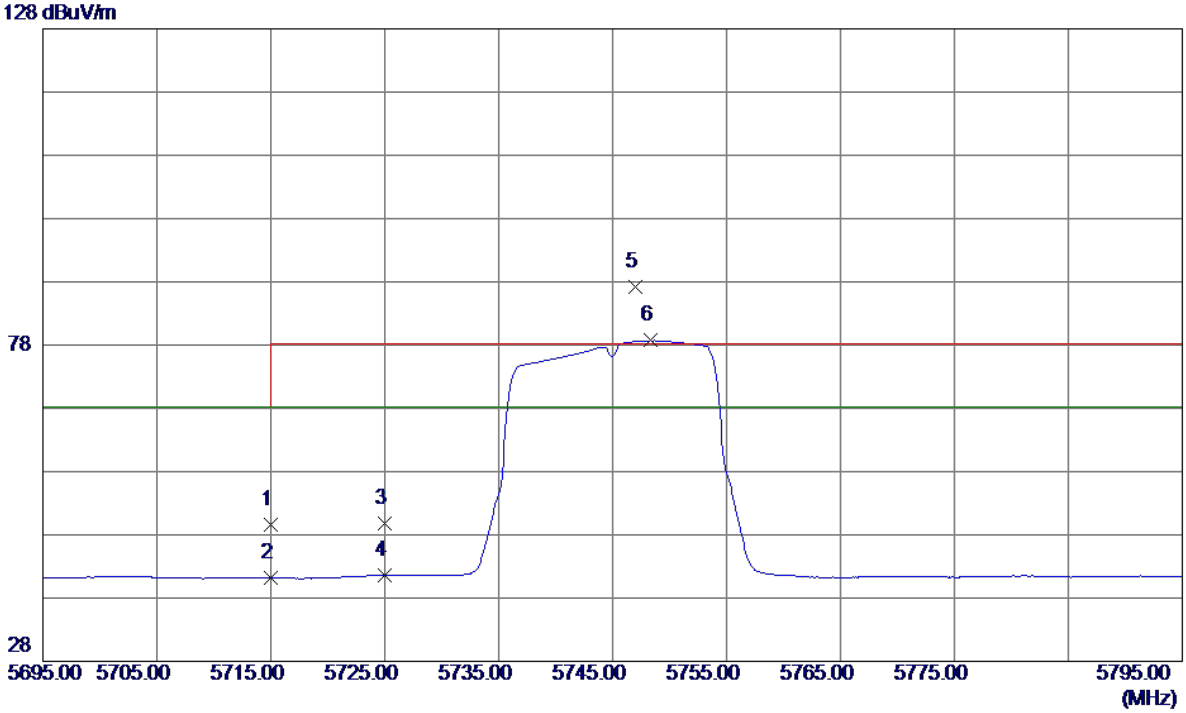

No.	Freq.	Reading Level	Correct Factor	Measure ment	Limit	Over		
	MHz	dBuV/m	dB	dBuV/m	dBuV/m	dB	Detector	Comment
1	5715.0000	8.44	41.25	49.69	68.30	-18.61	Peak	
2	5715.0000	-0.08	41.25	41.17	68.30	-27.13	AVG	
3	5725.0000	8.48	41.27	49.75	78.30	-28.55	Peak	
4	5725.0000	0.32	41.27	41.59	68.30	-26.71	AVG	
5	5747.0000	45.94	41.30	87.24	78.30	8.94	Peak	no limit
6	5748.3000	37.41	41.30	78.71	68.30	10.41	AVG	no limit

Orthogonal Axis:	X
Test Mode:	UNII-3/TX N20 Mode 5745MHz

Horizontal

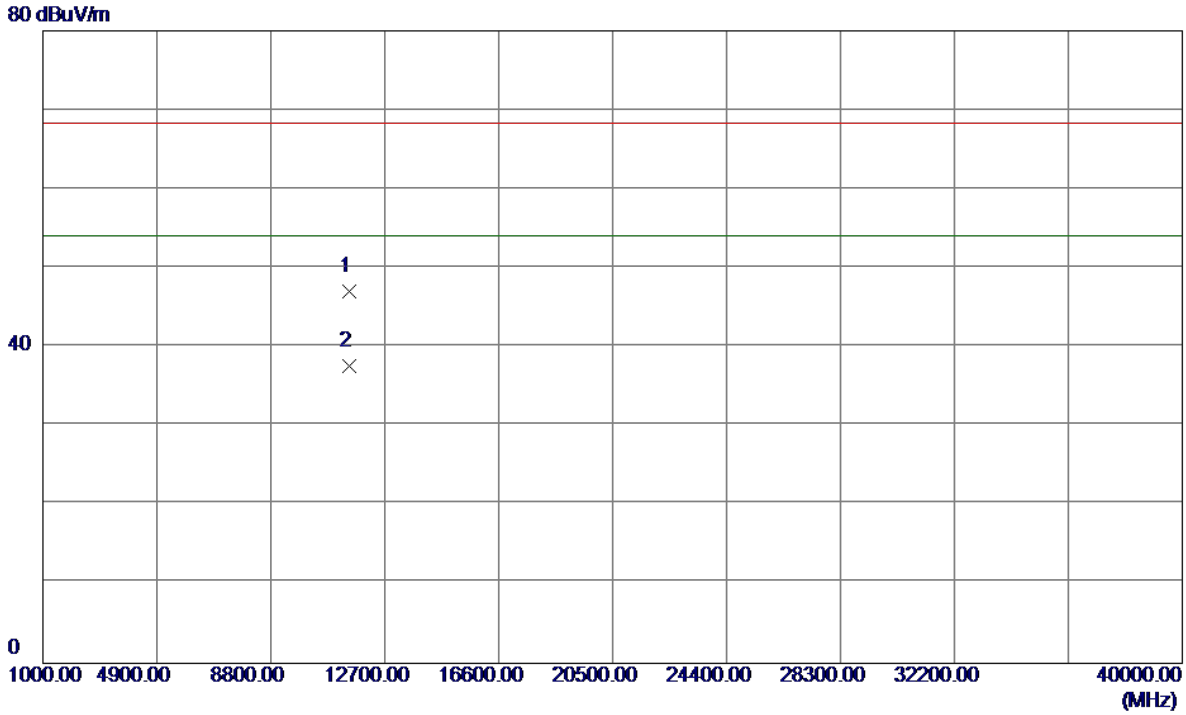

No.	Freq.	Reading Level	Correct Factor	Measure ment	Limit	Over		
	MHz	dBuV/m	dB	dBuV/m	dBuV/m	dB	Detector	Comment
1	11490.6900	30.12	16.91	47.03	68.30	-21.27	Peak	
2	11490.6900	20.64	16.91	37.55	54.00	-16.45	AVG	

Orthogonal Axis:	X
Test Mode:	UNII-3/TX N20 Mode 5785MHz

Vertical

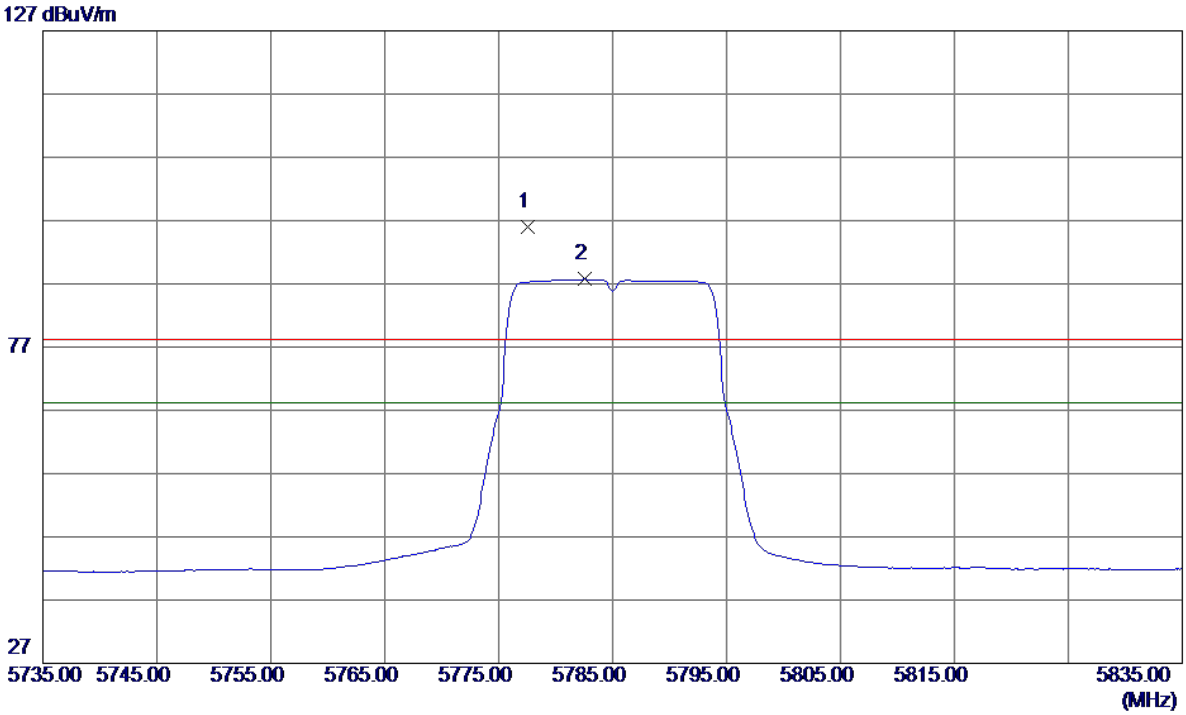

No.	Freq.	Reading Level	Correct Factor	Measure ment	Limit	Over		
	MHz	dBuV/m	dB	dBuV/m	dBuV/m	dB	Detector	Comment
1	5777.6000	54.70	41.34	96.04	78.30	17.74	Peak	no limit
2	5782.6000	46.38	41.34	87.72	68.30	19.42	AVG	no limit

Orthogonal Axis:	X
Test Mode:	UNII-3/TX N20 Mode 5785MHz

Vertical

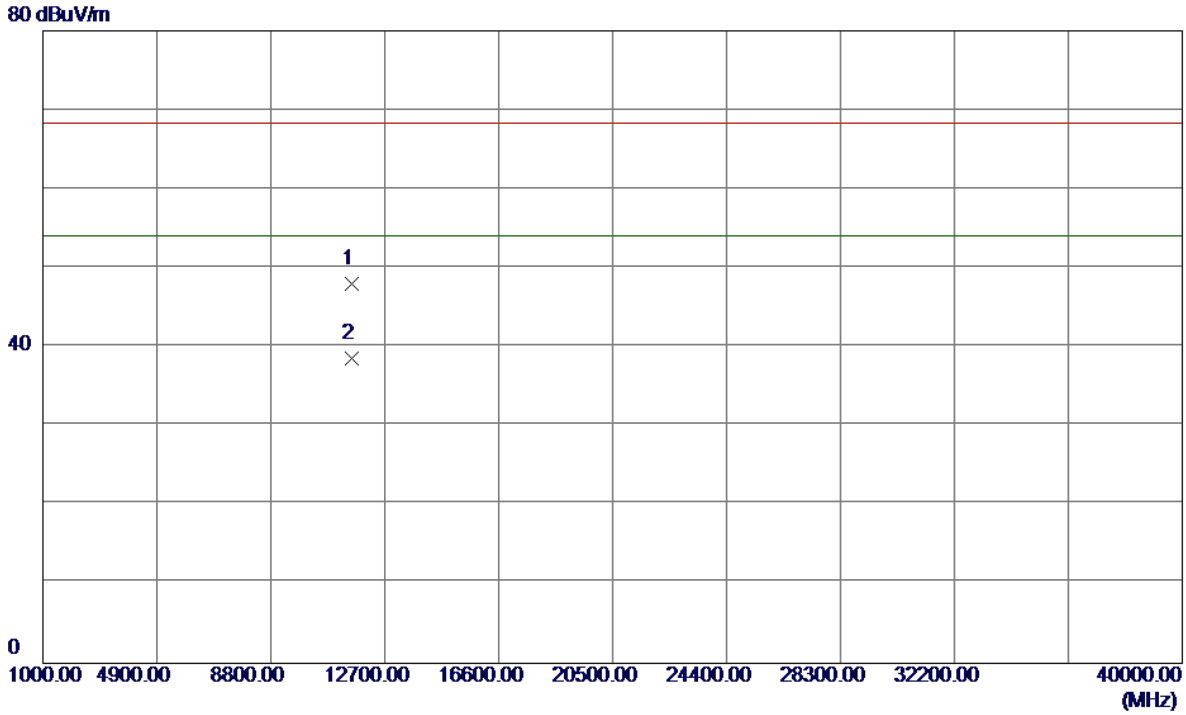

No.	Freq.	Reading Level	Correct Factor	Measure ment	Limit	Over		
	MHz	dBuV/m	dB	dBuV/m	dBuV/m	dB	Detector	Comment
1	11570.0199	31.00	17.05	48.05	68.30	-20.25	Peak	
2	11570.0199	21.48	17.05	38.53	54.00	-15.47	AVG	

Orthogonal Axis:	X
Test Mode:	UNII-3/TX N20 Mode 5785MHz

Horizontal

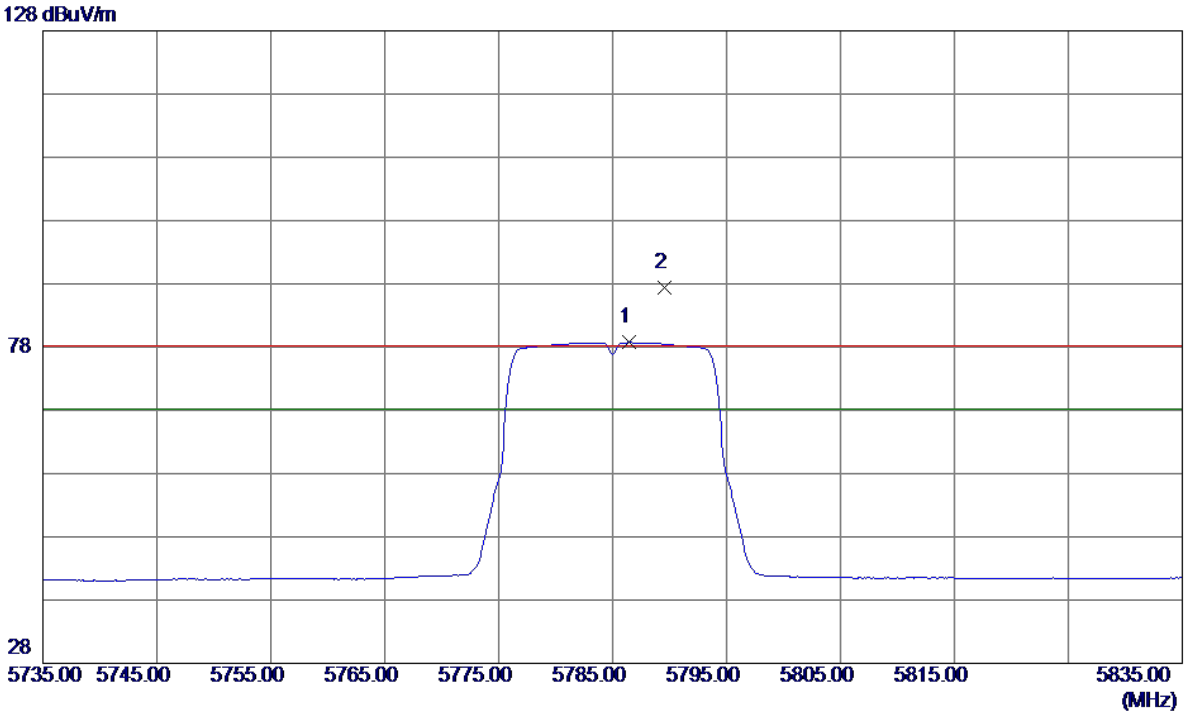

No.	Freq.	Reading Level	Correct Factor	Measure ment	Limit	Over		
	MHz	dBuV/m	dB	dBuV/m	dBuV/m	dB	Detector	Comment
1	5786.4000	37.36	41.35	78.71	68.30	10.41	AVG	no limit
2	5789.6000	46.03	41.35	87.38	78.30	9.08	Peak	no limit

Orthogonal Axis:	X
Test Mode:	UNII-3/TX N20 Mode 5785MHz

Horizontal

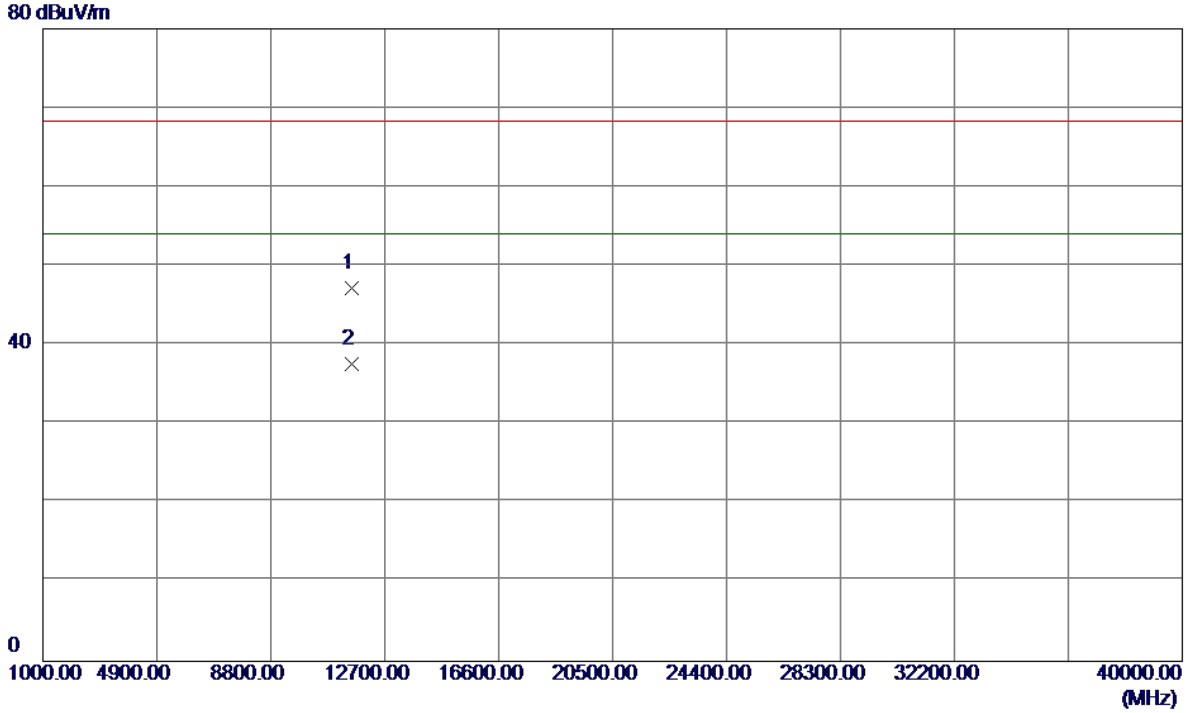

No.	Freq.	Reading Level	Correct Factor	Measure ment	Limit	Over		
	MHz	dBuV/m	dB	dBuV/m	dBuV/m	dB	Detector	Comment
1	11570.1800	30.13	17.05	47.18	68.30	-21.12	Peak	
2	11570.1800	20.61	17.05	37.66	54.00	-16.34	AVG	

Orthogonal Axis:	X
Test Mode:	UNII-3/TX N20 Mode 5825MHz

Vertical

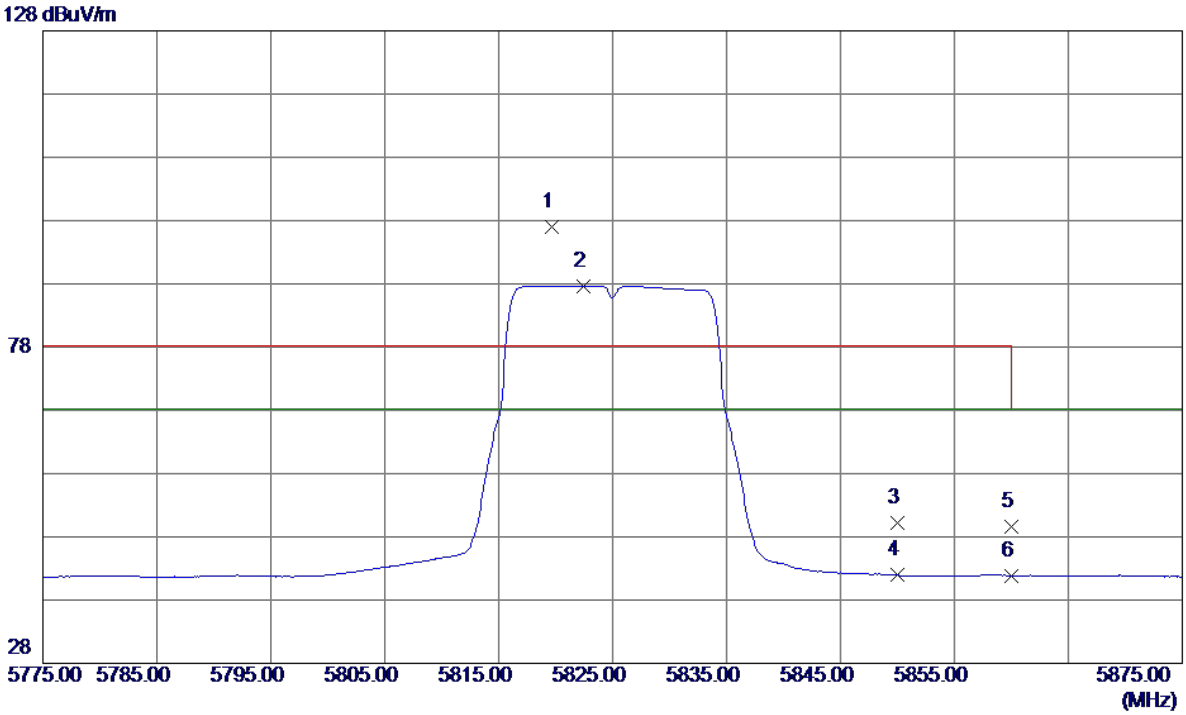

No.	Freq.	Reading Level	Correct Factor	Measure ment	Limit	Over		
	MHz	dBuV/m	dB	dBuV/m	dBuV/m	dB	Detector	Comment
1	5819.7000	55.55	41.39	96.94	78.30	18.64	Peak	no limit
2	5822.4000	46.26	41.40	87.66	68.30	19.36	AVG	no limit
3	5850.0000	8.75	41.44	50.19	78.30	-28.11	Peak	
4	5850.0000	0.53	41.44	41.97	68.30	-26.33	AVG	
5	5860.0000	8.23	41.45	49.68	78.30	-28.62	Peak	
6	5860.0000	0.42	41.45	41.87	68.30	-26.43	AVG	

Orthogonal Axis:	X
Test Mode:	UNII-3/TX N20 Mode 5825MHz

Vertical

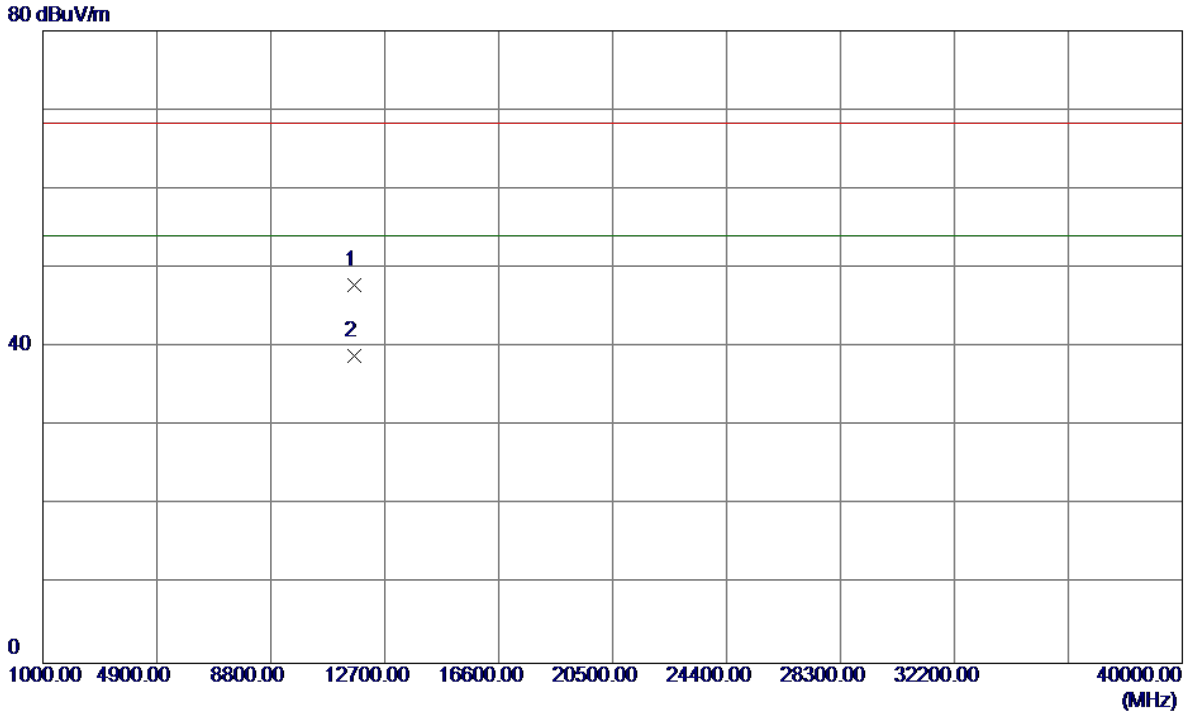

No.	Freq.	Reading Level	Correct Factor	Measure ment	Limit	Over		
	MHz	dBuV/m	dB	dBuV/m	dBuV/m	dB	Detector	Comment
1	11650.1800	30.69	17.17	47.86	68.30	-20.44	Peak	
2	11650.1800	21.77	17.17	38.94	54.00	-15.06	AVG	

Orthogonal Axis:	X
Test Mode:	UNII-3/TX N20 Mode 5825MHz

Horizontal

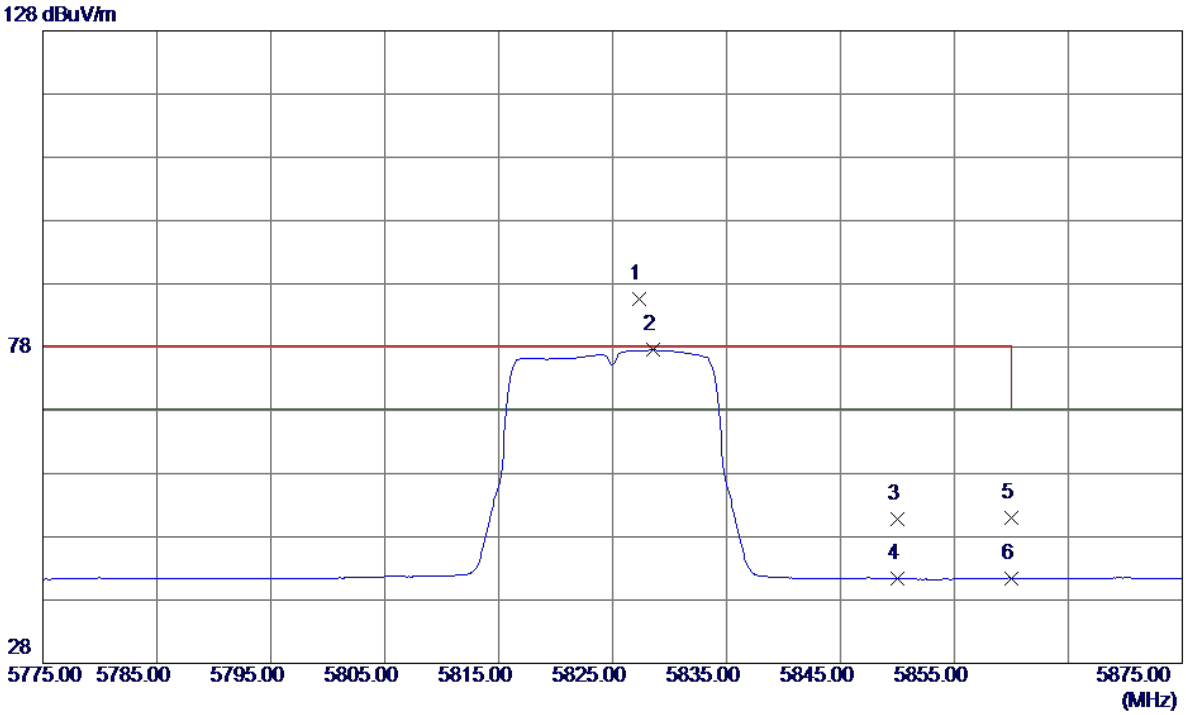

No.	Freq.	Reading Level	Correct Factor	Measure ment	Limit	Over		
	MHz	dBuV/m	dB	dBuV/m	dBuV/m	dB	Detector	Comment
1	5827.3000	44.26	41.41	85.67	78.30	7.37	Peak	no limit
2	5828.6000	36.12	41.41	77.53	68.30	9.23	AVG	no limit
3	5850.0000	9.39	41.44	50.83	78.30	-27.47	Peak	
4	5850.0000	-0.02	41.44	41.42	68.30	-26.88	AVG	
5	5860.0000	9.46	41.45	50.91	78.30	-27.39	Peak	
6	5860.0000	-0.01	41.45	41.44	68.30	-26.86	AVG	

Orthogonal Axis:	X
Test Mode:	UNII-3/TX N20 Mode 5825MHz

Horizontal

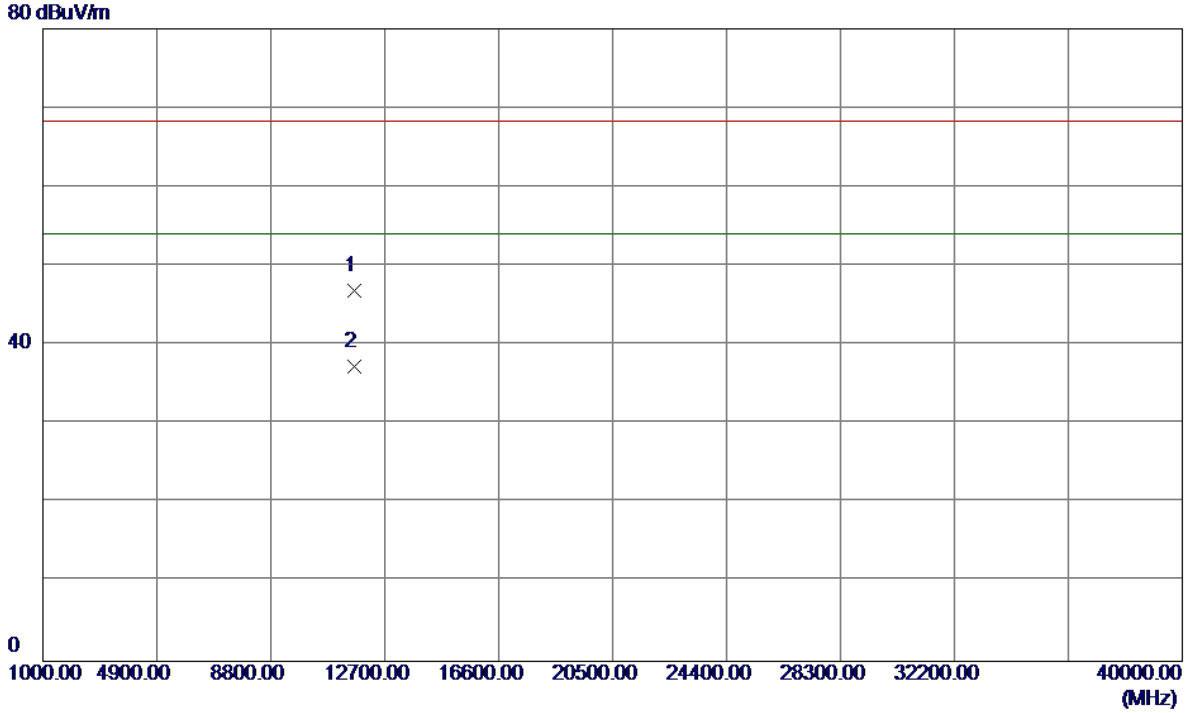

No.	Freq.	Reading Level	Correct Factor	Measure ment	Limit	Over		
	MHz	dBuV/m	dB	dBuV/m	dBuV/m	dB	Detector	Comment
1	11650.0000	29.64	17.17	46.81	68.30	-21.49	Peak	
2	11650.0000	20.14	17.17	37.31	54.00	-16.69	AVG	

Orthogonal Axis:	X
Test Mode:	UNII-3/TX N40 Mode 5755MHz

Vertical

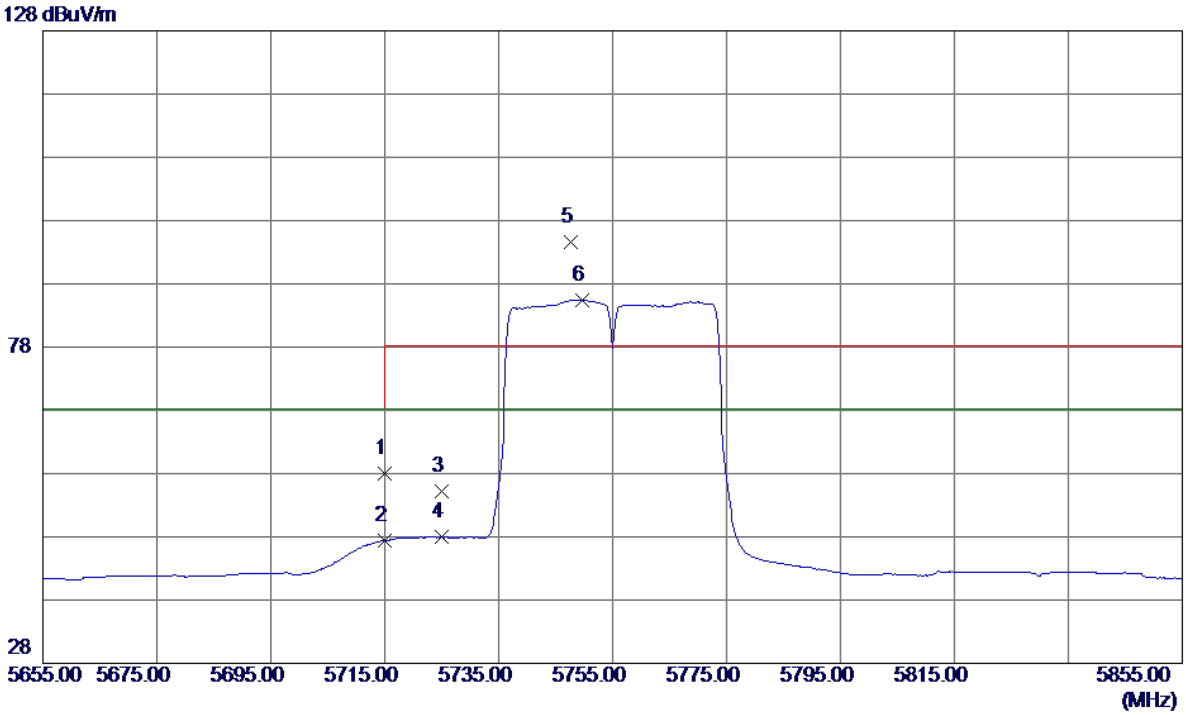

No.	Freq.	Reading Level	Correct Factor	Measure ment	Limit	Over		
	MHz	dBuV/m	dB	dBuV/m	dBuV/m	dB	Detector	Comment
1	5715.0000	16.81	41.25	58.06	68.30	-10.24	Peak	
2	5715.0000	6.18	41.25	47.43	68.30	-20.87	AVG	
3	5725.0000	13.85	41.27	55.12	78.30	-23.18	Peak	
4	5725.0000	6.69	41.27	47.96	68.30	-20.34	AVG	
5	5747.6000	53.22	41.30	94.52	78.30	16.22	Peak	no limit
6	5749.6000	44.17	41.30	85.47	68.30	17.17	AVG	no limit

Orthogonal Axis:	X
Test Mode:	UNII-3/TX N40 Mode 5755MHz

Vertical

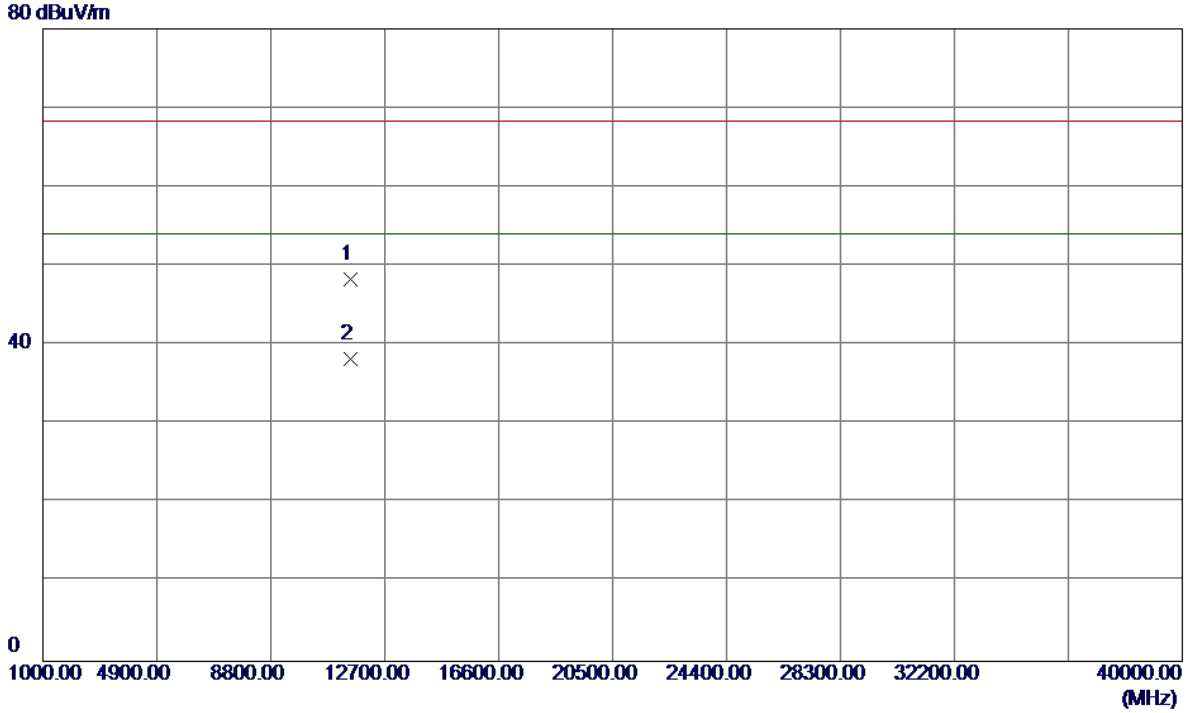

No.	Freq.	Reading Level	Correct Factor	Measure ment	Limit	Over		
	MHz	dBuV/m	dB	dBuV/m	dBuV/m	dB	Detector	Comment
1	11510.7800	31.44	16.95	48.39	68.30	-19.91	Peak	
2	11510.7800	21.30	16.95	38.25	54.00	-15.75	AVG	

Orthogonal Axis:	X
Test Mode:	UNII-3/TX N40 Mode 5755MHz

Horizontal

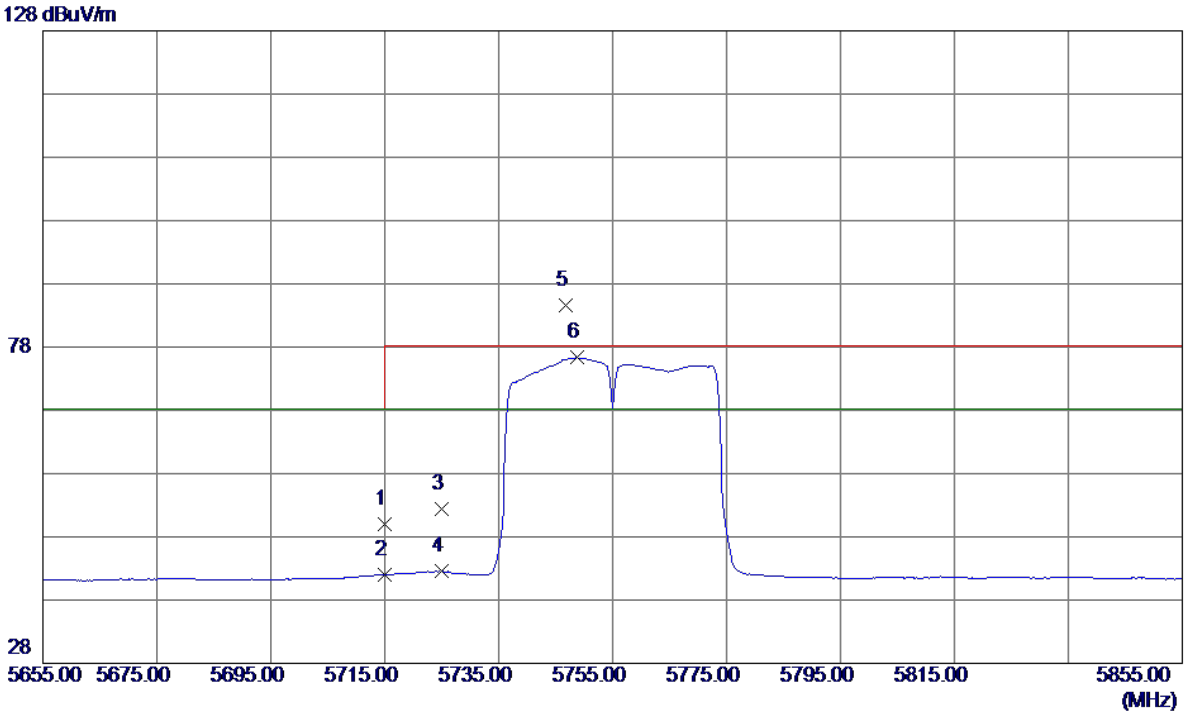

No.	Freq.	Reading Level	Correct Factor	Measure ment	Limit	Over		
	MHz	dBuV/m	dB	dBuV/m	dBuV/m	dB	Detector	Comment
1	5715.0000	8.75	41.25	50.00	68.30	-18.30	Peak	
2	5715.0000	0.79	41.25	42.04	68.30	-26.26	AVG	
3	5725.0000	11.10	41.27	52.37	78.30	-25.93	Peak	
4	5725.0000	1.24	41.27	42.51	68.30	-25.79	AVG	
5	5746.8000	43.38	41.30	84.68	78.30	6.38	Peak	no limit
6	5748.8000	35.01	41.30	76.31	68.30	8.01	AVG	no limit

Orthogonal Axis:	X
Test Mode:	UNII-3/TX N40 Mode 5755MHz

Horizontal

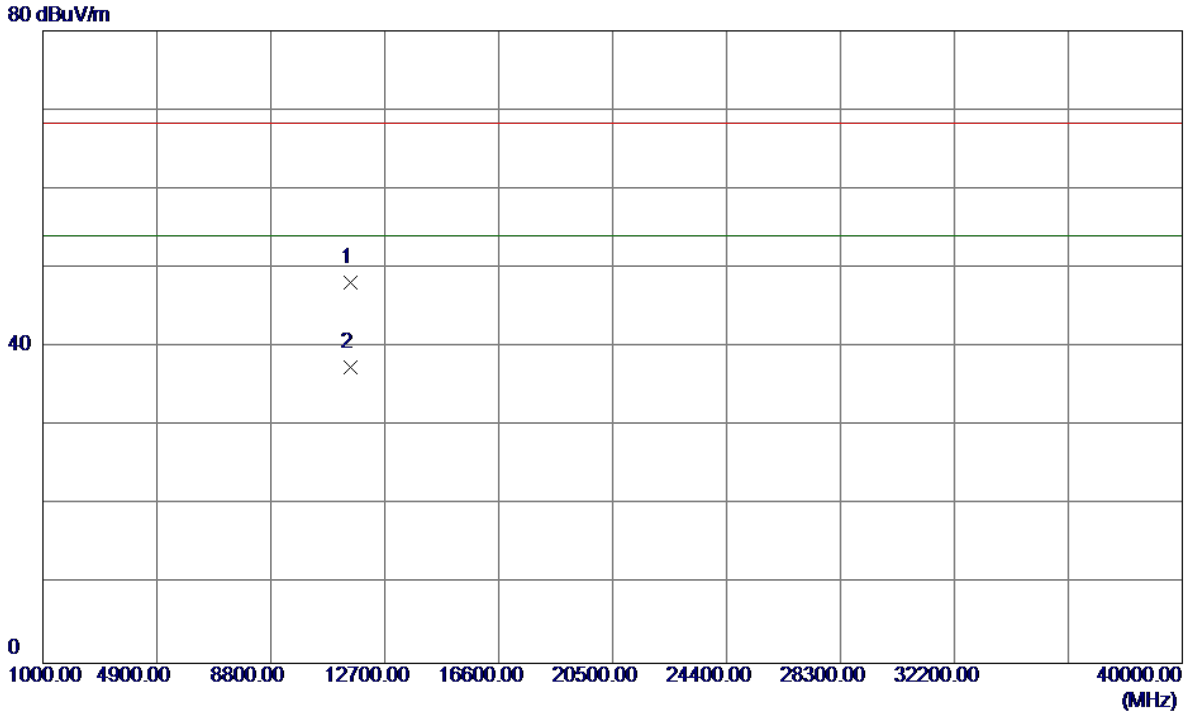

No.	Freq.	Reading Level	Correct Factor	Measure ment	Limit	Over		
	MHz	dBuV/m	dB	dBuV/m	dBuV/m	dB	Detector	Comment
1	11510.1700	31.23	16.95	48.18	68.30	-20.12	Peak	
2	11510.1700	20.51	16.95	37.46	54.00	-16.54	AVG	

Orthogonal Axis:	X
Test Mode:	UNII-3/TX N40 Mode 5795MHz

Vertical

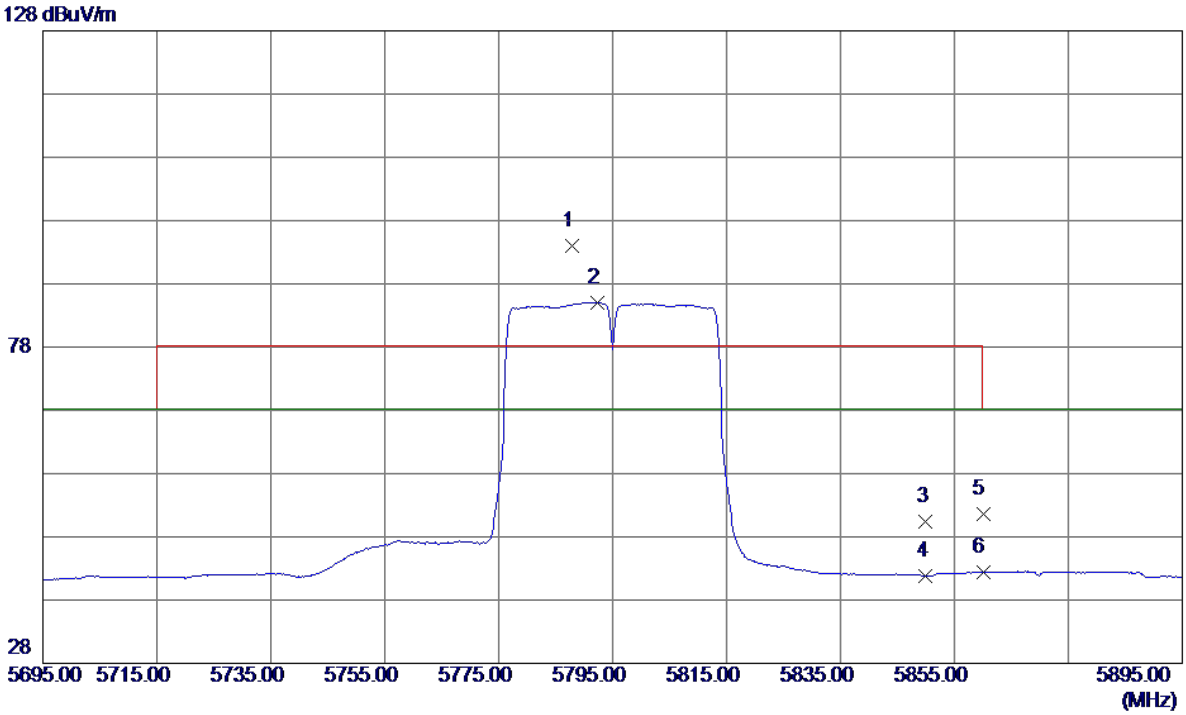

No.	Freq.	Reading Level	Correct Factor	Measure ment	Limit	Over		
	MHz	dBuV/m	dB	dBuV/m	dBuV/m	dB	Detector	Comment
1	5787.8000	52.71	41.35	94.06	78.30	15.76	Peak	no limit
2	5792.4000	43.71	41.36	85.07	68.30	16.77	AVG	no limit
3	5850.0000	8.91	41.44	50.35	78.30	-27.95	Peak	
4	5850.0000	0.38	41.44	41.82	68.30	-26.48	AVG	
5	5860.0000	10.16	41.45	51.61	78.30	-26.69	Peak	
6	5860.0000	0.92	41.45	42.37	68.30	-25.93	AVG	

Orthogonal Axis:	X
Test Mode:	UNII-3/TX N40 Mode 5795MHz

Vertical

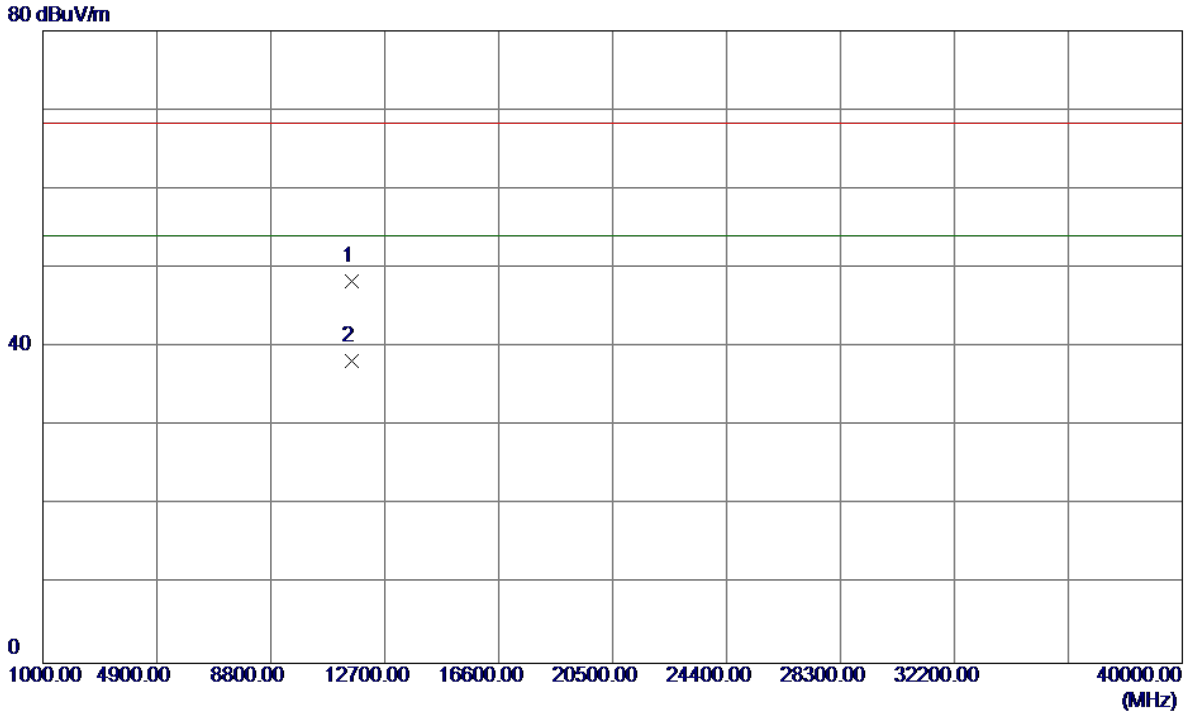

No.	Freq.	Reading Level	Correct Factor	Measure ment	Limit	Over		
	MHz	dBuV/m	dB	dBuV/m	dBuV/m	dB	Detector	Comment
1	11590.5199	31.25	17.08	48.33	68.30	-19.97	Peak	
2	11590.5199	21.16	17.08	38.24	54.00	-15.76	AVG	

Orthogonal Axis:	X
Test Mode:	UNII-3/TX N40 Mode 5795MHz

Horizontal

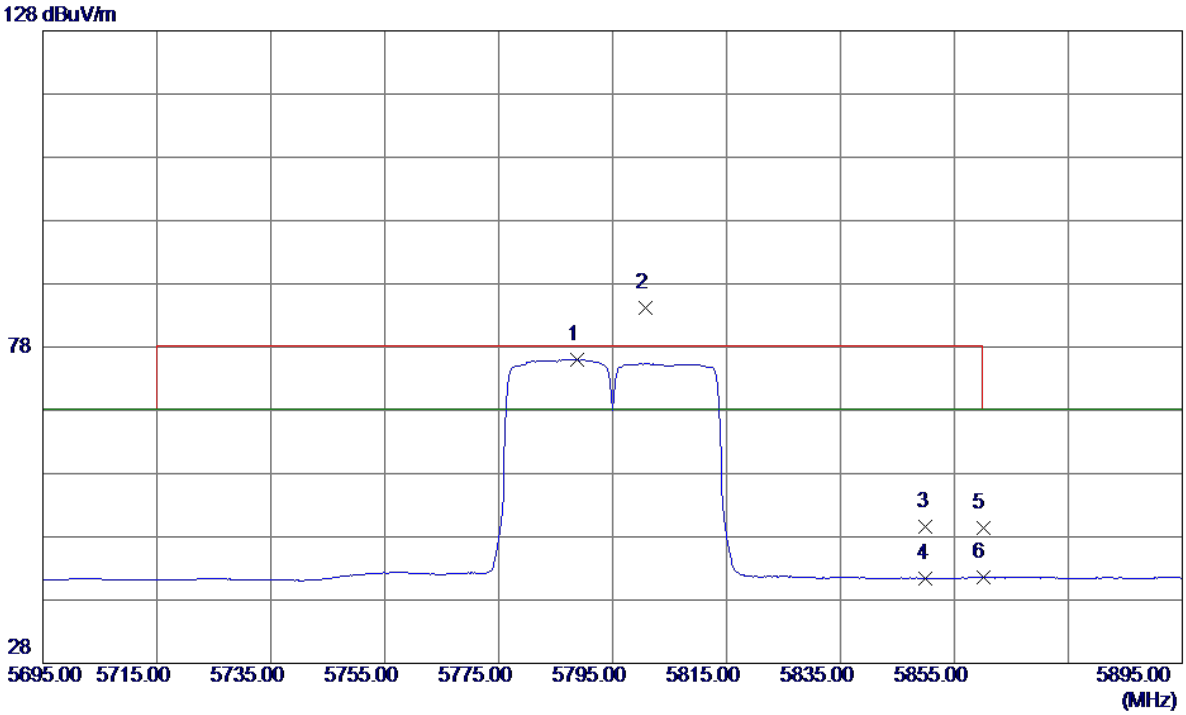

No.	Freq.	Reading Level	Correct Factor	Measure ment	Limit	Over		
	MHz	dBuV/m	dB	dBuV/m	dBuV/m	dB	Detector	Comment
1	5788.8000	34.73	41.35	76.08	68.30	7.78	AVG	no limit
2	5800.8000	42.85	41.37	84.22	78.30	5.92	Peak	no limit
3	5850.0000	8.14	41.44	49.58	78.30	-28.72	Peak	
4	5850.0000	-0.03	41.44	41.41	68.30	-26.89	AVG	
5	5860.0000	7.92	41.45	49.37	78.30	-28.93	Peak	
6	5860.0000	0.15	41.45	41.60	68.30	-26.70	AVG	

Orthogonal Axis:	X
Test Mode:	UNII-3/TX N40 Mode 5795MHz

Horizontal

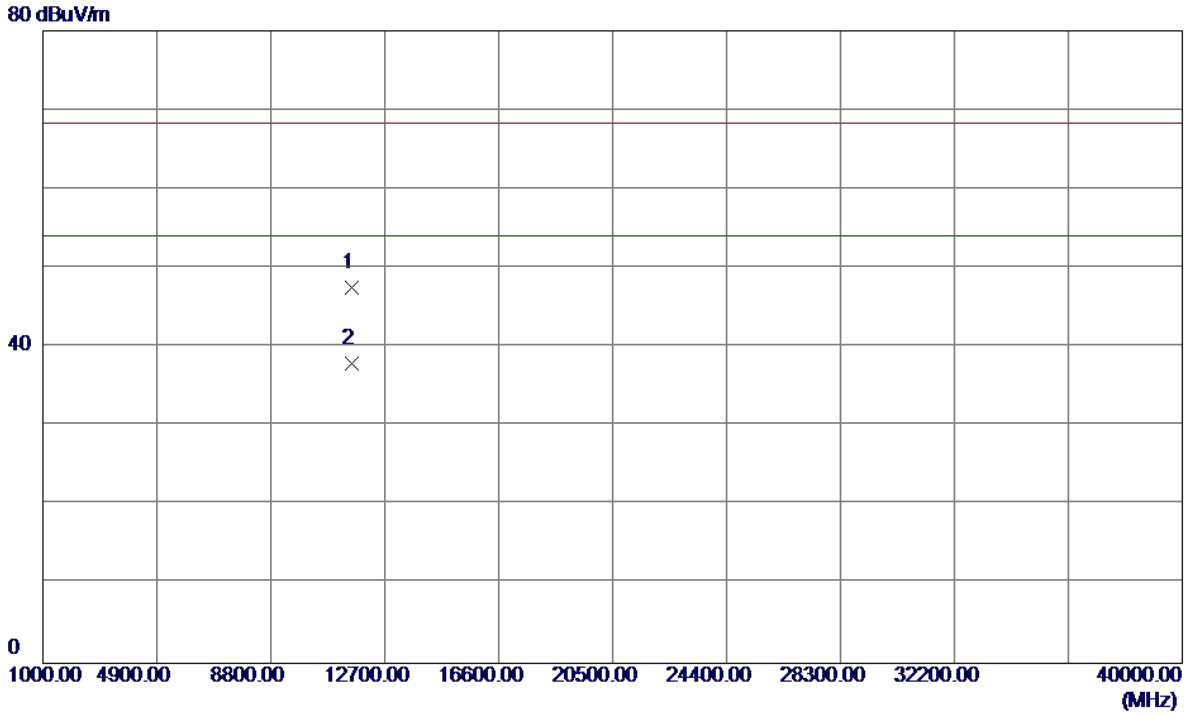

No.	Freq.	Reading Level	Correct Factor	Measure ment	Limit	Over		
	MHz	dBuV/m	dB	dBuV/m	dBuV/m	dB	Detector	Comment
1	11590.1800	30.38	17.08	47.46	68.30	-20.84	Peak	
2	11590.1800	20.89	17.08	37.97	54.00	-16.03	AVG	

Orthogonal Axis:	X
Test Mode:	UNII-1/ TX AC20 Mode 5180MHz

Vertical

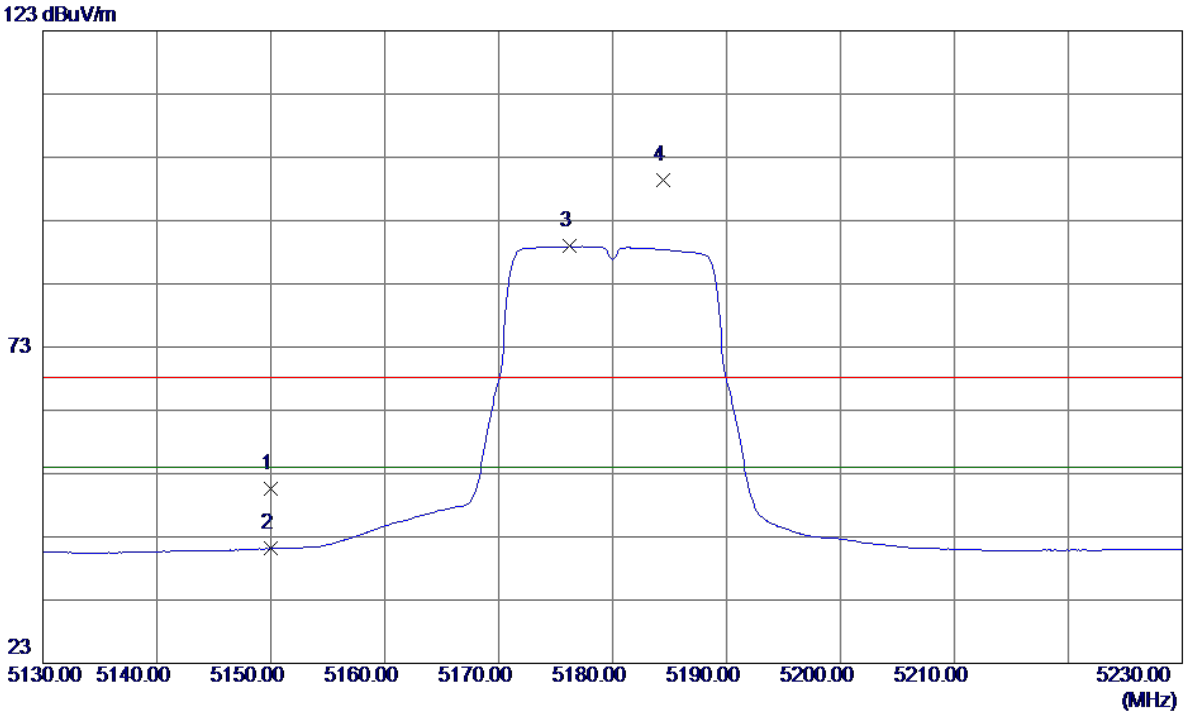

No.	Freq.	Reading Level	Correct Factor	Measure ment	Limit	Over		
	MHz	dBuV/m	dB	dBuV/m	dBuV/m	dB	Detector	Comment
1	5150.0000	10.34	40.22	50.56	68.30	-17.74	Peak	
2	5150.0000	0.91	40.22	41.13	54.00	-12.87	AVG	
3	5176.2000	48.64	40.27	88.91	54.00	34.91	AVG	no limit
4	5184.4000	59.05	40.29	99.34	68.30	31.04	Peak	no limit

Orthogonal Axis:	X
Test Mode:	UNII-1/ TX AC20 Mode 5180MHz

Vertical

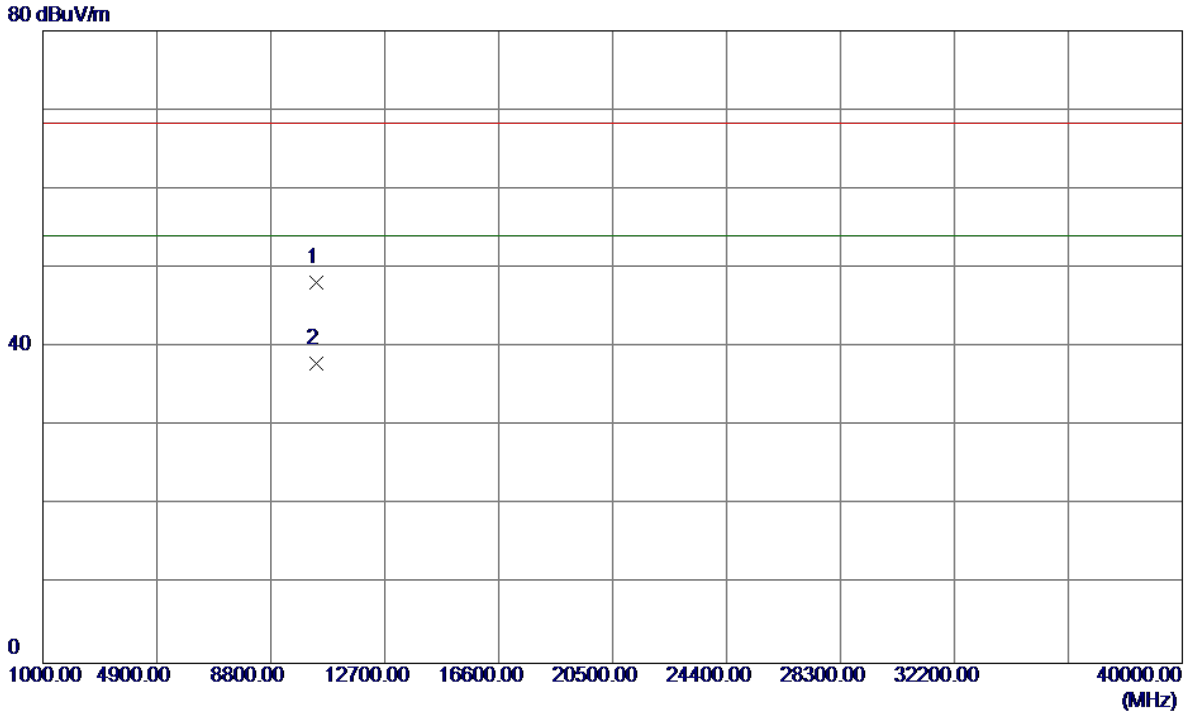

No.	Freq.	Reading Level	Correct Factor	Measure ment	Limit	Over		
	MHz	dBuV/m	dB	dBuV/m	dBuV/m	dB	Detector	Comment
1	10360.0800	34.35	13.86	48.21	68.30	-20.09	Peak	
2	10360.0800	24.01	13.86	37.87	54.00	-16.13	AVG	

Orthogonal Axis:	X
Test Mode:	UNII-1/ TX AC20 Mode 5180MHz

Horizontal

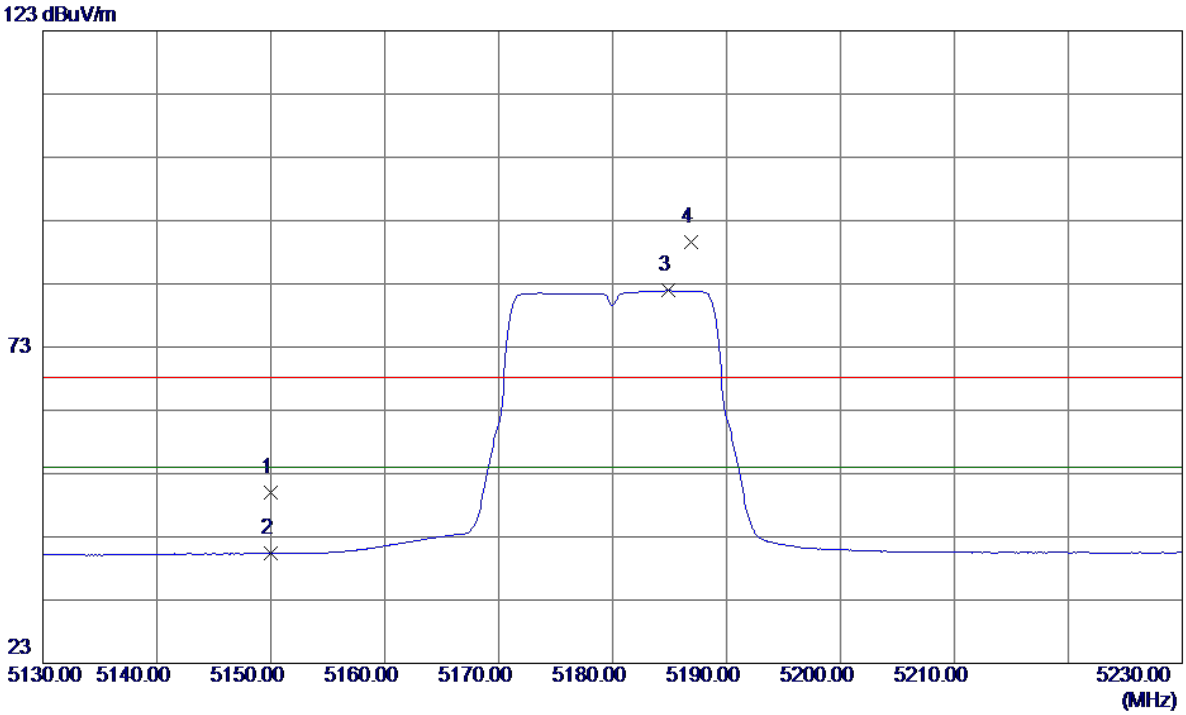

No.	Freq.	Reading Level	Correct Factor	Measure ment	Limit	Over		
	MHz	dBuV/m	dB	dBuV/m	dBuV/m	dB	Detector	Comment
1	5150.0000	9.82	40.22	50.04	68.30	-18.26	Peak	
2	5150.0000	0.16	40.22	40.38	54.00	-13.62	AVG	
3	5184.9000	41.65	40.29	81.94	54.00	27.94	AVG	no limit
4	5186.9000	49.36	40.30	89.66	68.30	21.36	Peak	no limit

Orthogonal Axis:	X
Test Mode:	UNII-1/ TX AC20 Mode 5180MHz

Horizontal

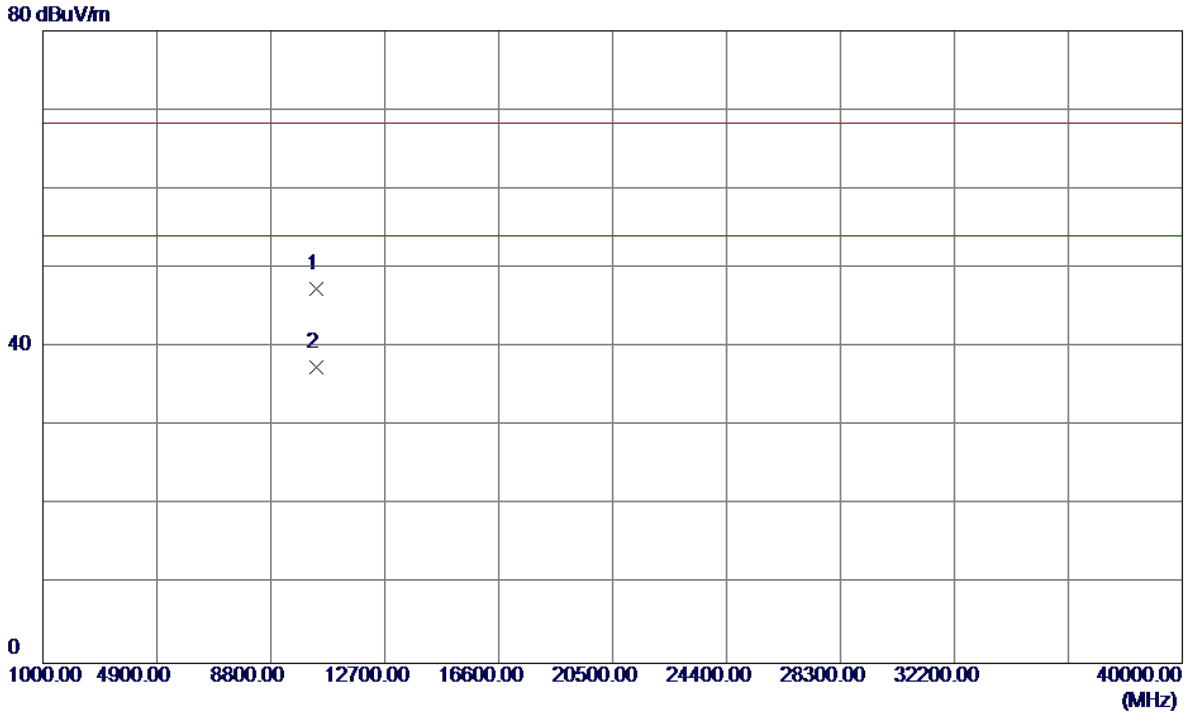

No.	Freq.	Reading Level	Correct Factor	Measure ment	Limit	Over		
	MHz	dBuV/m	dB	dBuV/m	dBuV/m	dB	Detector	Comment
1	10360.0100	33.55	13.86	47.41	68.30	-20.89	Peak	
2	10360.0100	23.57	13.86	37.43	54.00	-16.57	AVG	

Orthogonal Axis:	X
Test Mode:	UNII-1/ TX AC20 Mode 5200MHz

Vertical

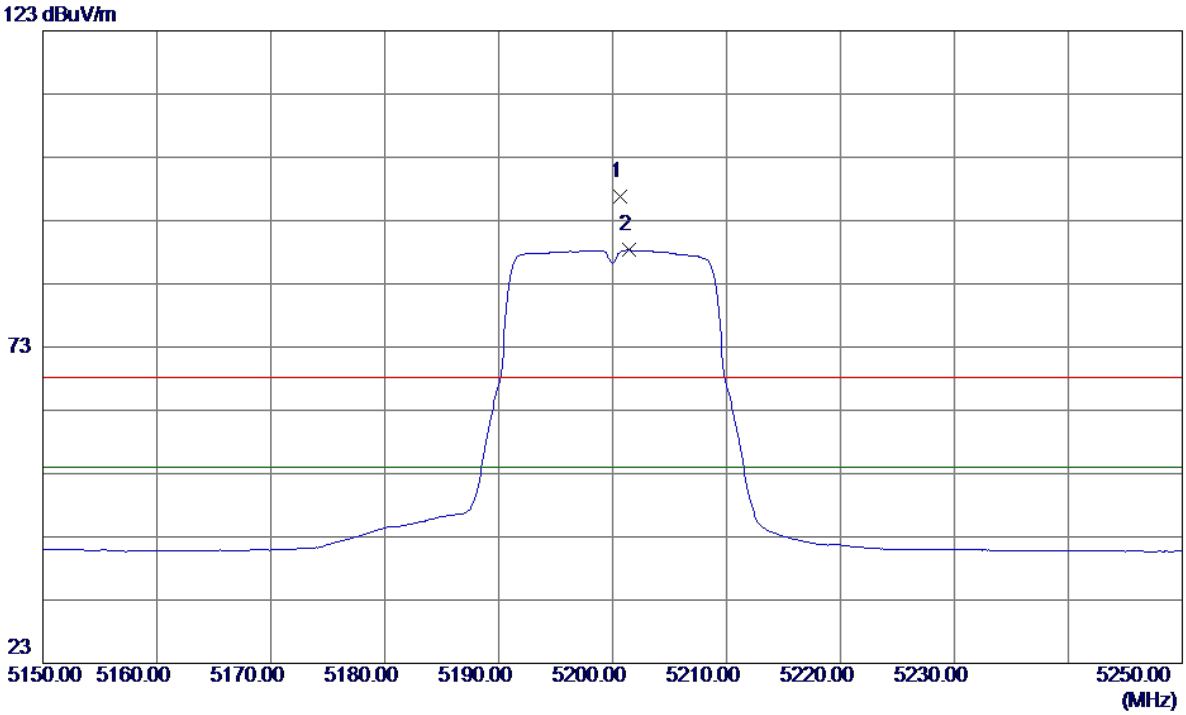

No.	Freq.	Reading Level	Correct Factor	Measure ment	Limit	Over		
	MHz	dBuV/m	dB	dBuV/m	dBuV/m	dB	Detector	Comment
1	5200.7000	56.41	40.33	96.74	68.30	28.44	Peak	no limit
2	5201.4000	47.98	40.33	88.31	54.00	34.31	AVG	no limit

Orthogonal Axis:	X
Test Mode:	UNII-1/ TX AC20 Mode 5200MHz

Vertical

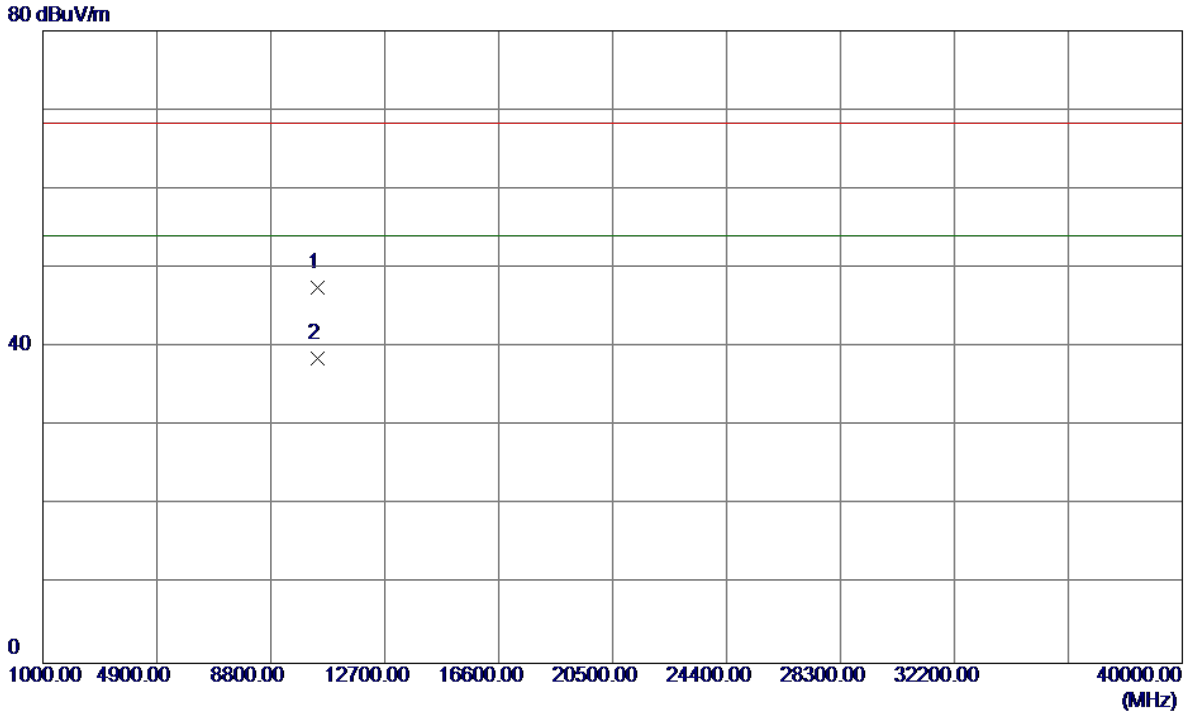

No.	Freq.	Reading Level	Correct Factor	Measure ment	Limit	Over		
	MHz	dBuV/m	dB	dBuV/m	dBuV/m	dB	Detector	Comment
1	10400.3500	33.78	13.80	47.58	68.30	-20.72	Peak	
2	10400.3500	24.81	13.80	38.61	54.00	-15.39	AVG	

Orthogonal Axis:	X
Test Mode:	UNII-1/ TX AC20 Mode 5200MHz

Horizontal

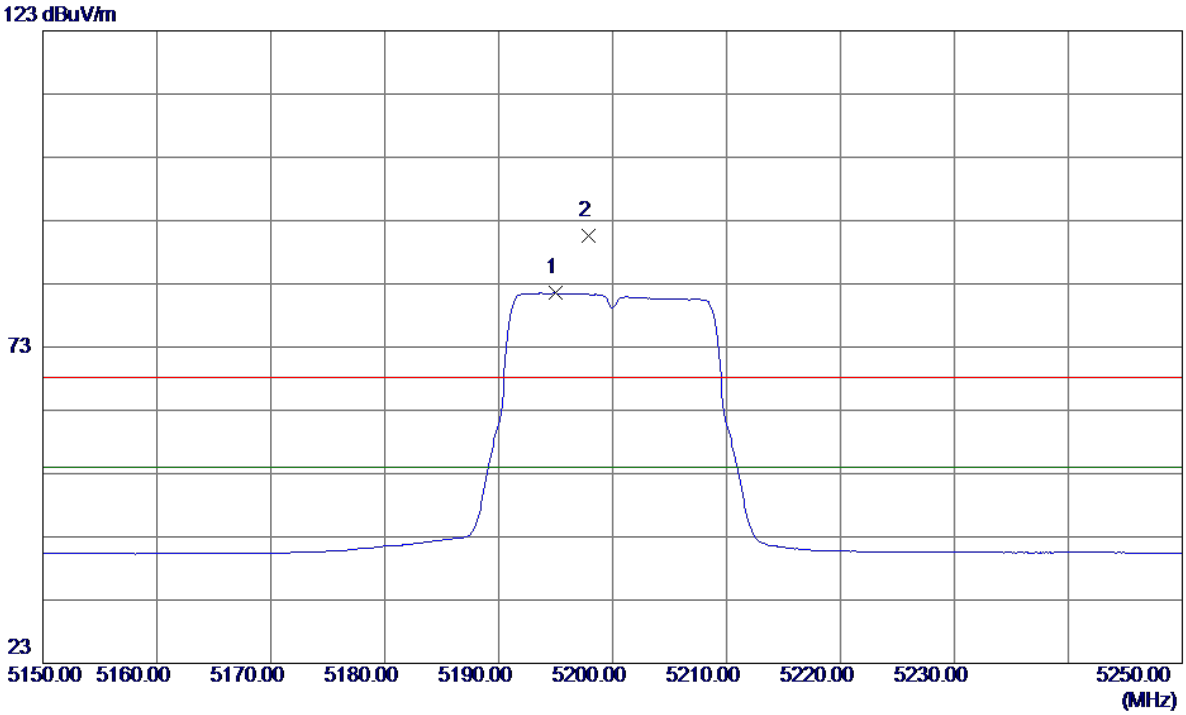

No.	Freq.	Reading Level	Correct Factor	Measure ment	Limit	Over		
	MHz	dBuV/m	dB	dBuV/m	dBuV/m	dB	Detector	Comment
1	5195.0000	41.21	40.31	81.52	54.00	27.52	AVG	no limit
2	5197.9000	50.36	40.32	90.68	68.30	22.38	Peak	no limit

Orthogonal Axis:	X
Test Mode:	UNII-1/ TX AC20 Mode 5200MHz

Horizontal

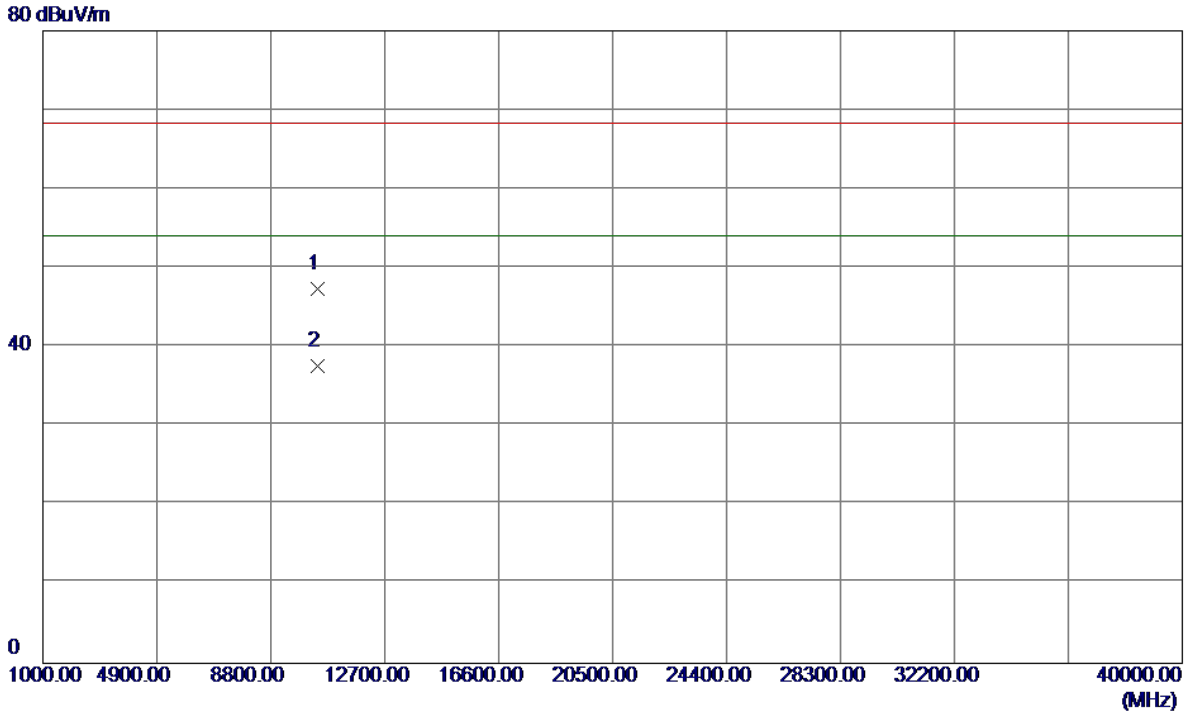

No.	Freq.	Reading Level	Correct Factor	Measure ment	Limit	Over		
	MHz	dBuV/m	dB	dBuV/m	dBuV/m	dB	Detector	Comment
1	10400.0500	33.56	13.80	47.36	68.30	-20.94	Peak	
2	10400.0500	23.74	13.80	37.54	54.00	-16.46	AVG	

Orthogonal Axis:	X
Test Mode:	UNII-1/ TX AC20 Mode 5240MHz

Vertical

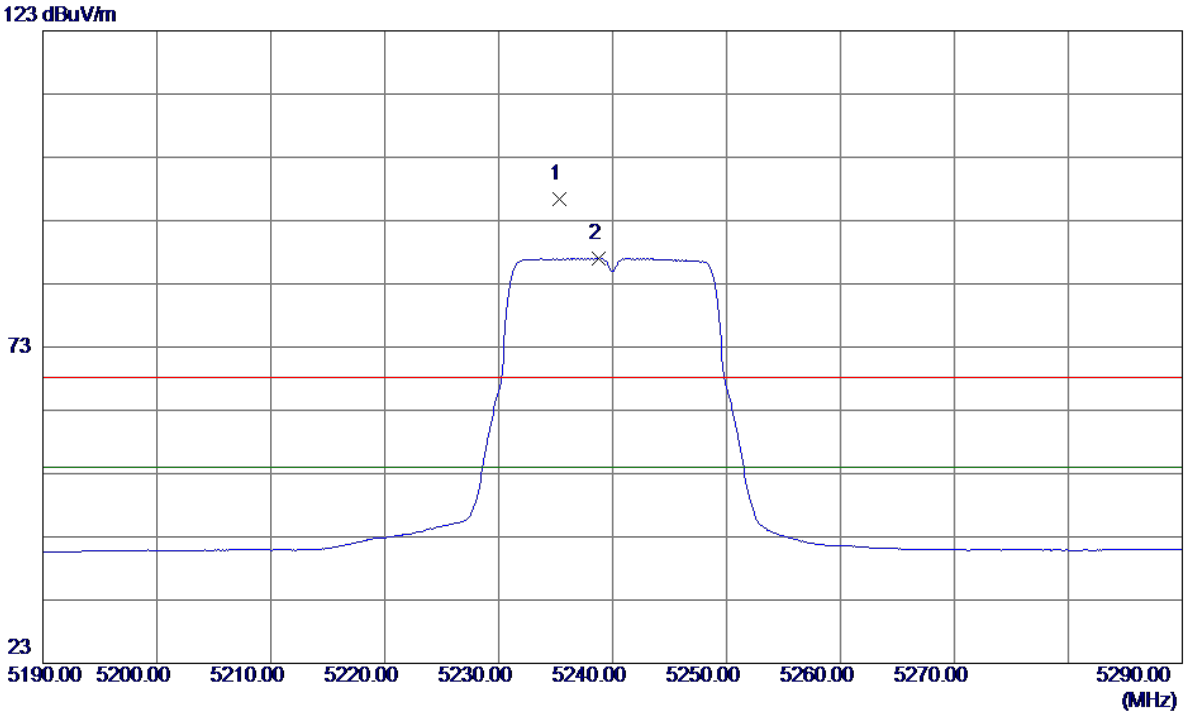

No.	Freq.	Reading Level	Correct Factor	Measure ment	Limit	Over		
	MHz	dBuV/m	dB	dBuV/m	dBuV/m	dB	Detector	Comment
1	5235.3000	55.92	40.40	96.32	68.30	28.02	Peak	no limit
2	5238.8000	46.61	40.41	87.02	54.00	33.02	AVG	no limit

Orthogonal Axis:	X
Test Mode:	UNII-1/ TX AC20 Mode 5240MHz

Vertical

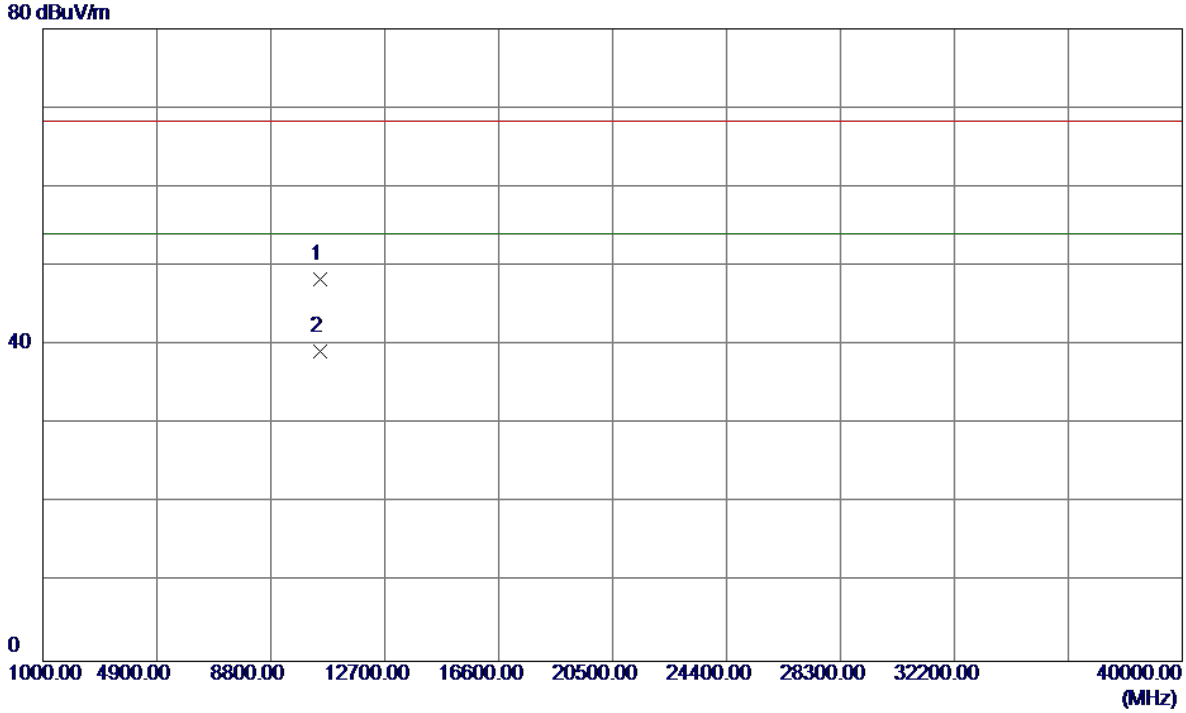

No.	Freq.	Reading Level	Correct Factor	Measure ment	Limit	Over		
	MHz	dBuV/m	dB	dBuV/m	dBuV/m	dB	Detector	Comment
1	10480.0500	34.65	13.69	48.34	68.30	-19.96	Peak	
2	10480.0500	25.47	13.69	39.16	54.00	-14.84	AVG	

Orthogonal Axis:	X
Test Mode:	UNII-1/ TX AC20 Mode 5240MHz

Horizontal

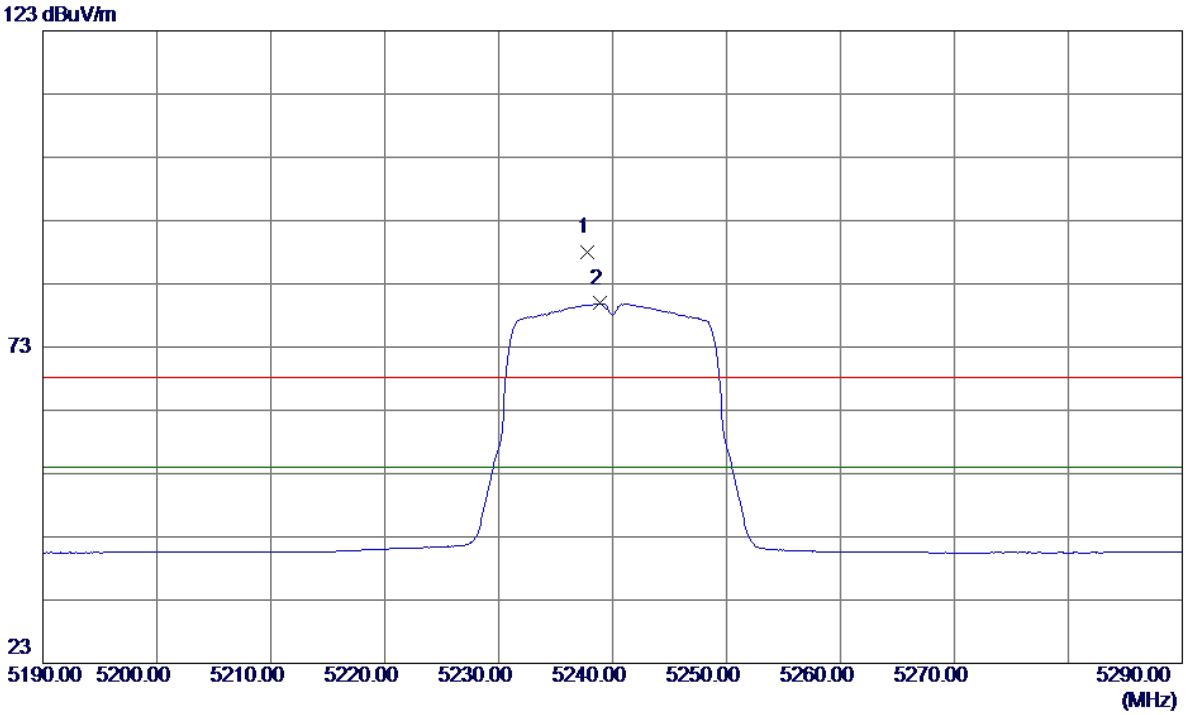

No.	Freq.	Reading Level	Correct Factor	Measure ment	Limit	Over		
	MHz	dBuV/m	dB	dBuV/m	dBuV/m	dB	Detector	Comment
1	5237.8000	47.51	40.40	87.91	68.30	19.61	Peak	no limit
2	5238.9000	39.49	40.41	79.90	54.00	25.90	AVG	no limit

Orthogonal Axis:	X
Test Mode:	UNII-1/ TX AC20 Mode 5240MHz

Horizontal

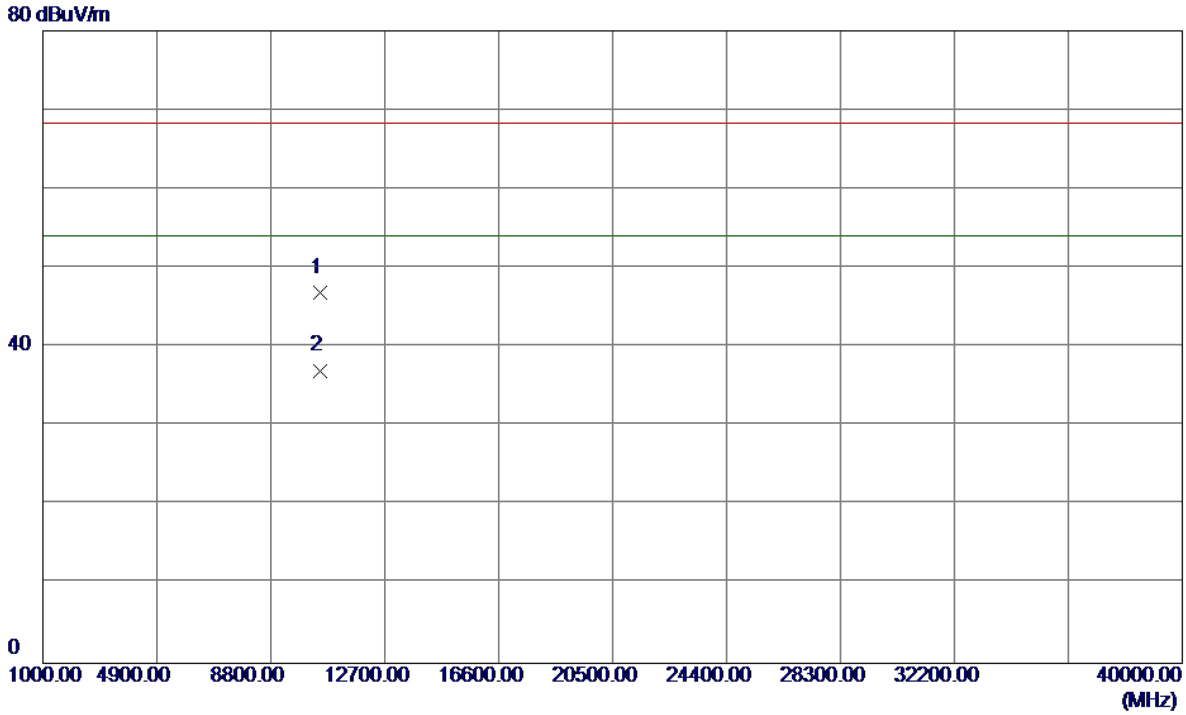

No.	Freq.	Reading Level	Correct Factor	Measure ment	Limit	Over		
	MHz	dBuV/m	dB	dBuV/m	dBuV/m	dB	Detector	Comment
1	10480.3400	33.12	13.69	46.81	68.30	-21.49	Peak	
2	10480.3400	23.35	13.69	37.04	54.00	-16.96	AVG	

Orthogonal Axis:	X
Test Mode:	UNII-1/ TX AC40 Mode 5190MHz

Vertical

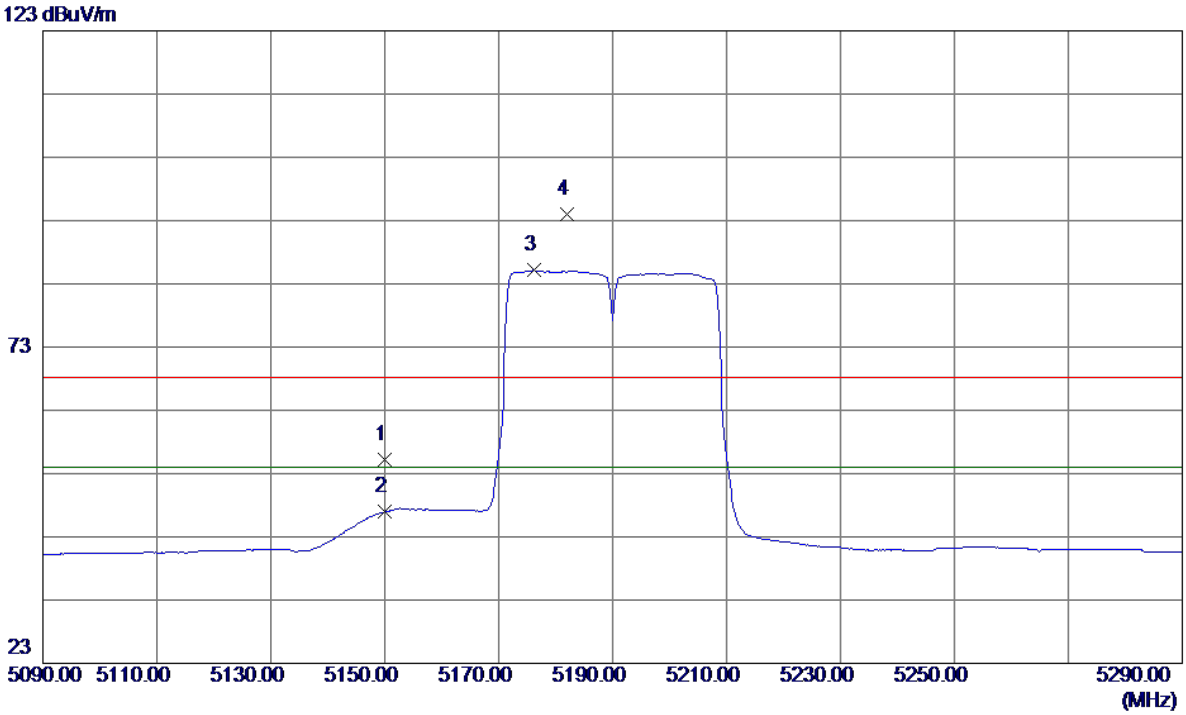

No.	Freq.	Reading Level	Correct Factor	Measure ment	Limit	Over		
	MHz	dBuV/m	dB	dBuV/m	dBuV/m	dB	Detector	Comment
1	5150.0000	14.98	40.22	55.20	68.30	-13.10	Peak	
2	5150.0000	6.71	40.22	46.93	54.00	-7.07	AVG	
3	5176.2000	44.84	40.27	85.11	54.00	31.11	AVG	no limit
4	5182.0000	53.63	40.29	93.92	68.30	25.62	Peak	no limit

Orthogonal Axis:	X
Test Mode:	UNII-1/ TX AC40 Mode 5190MHz

Vertical

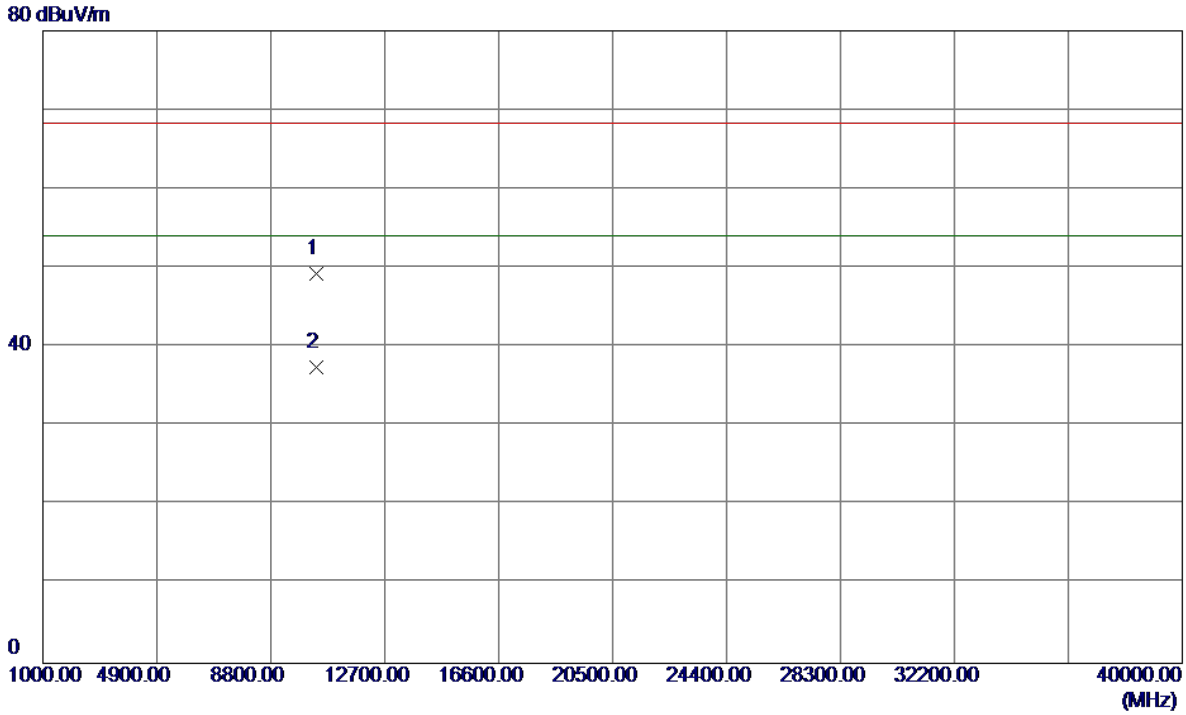

No.	Freq.	Reading Level	Correct Factor	Measure ment	Limit	Over		
	MHz	dBuV/m	dB	dBuV/m	dBuV/m	dB	Detector	Comment
1	10380.3099	35.45	13.83	49.28	68.30	-19.02	Peak	
2	10380.3099	23.63	13.83	37.46	54.00	-16.54	AVG	

Orthogonal Axis:	X
Test Mode:	UNII-1/ TX AC40 Mode 5190MHz

Horizontal

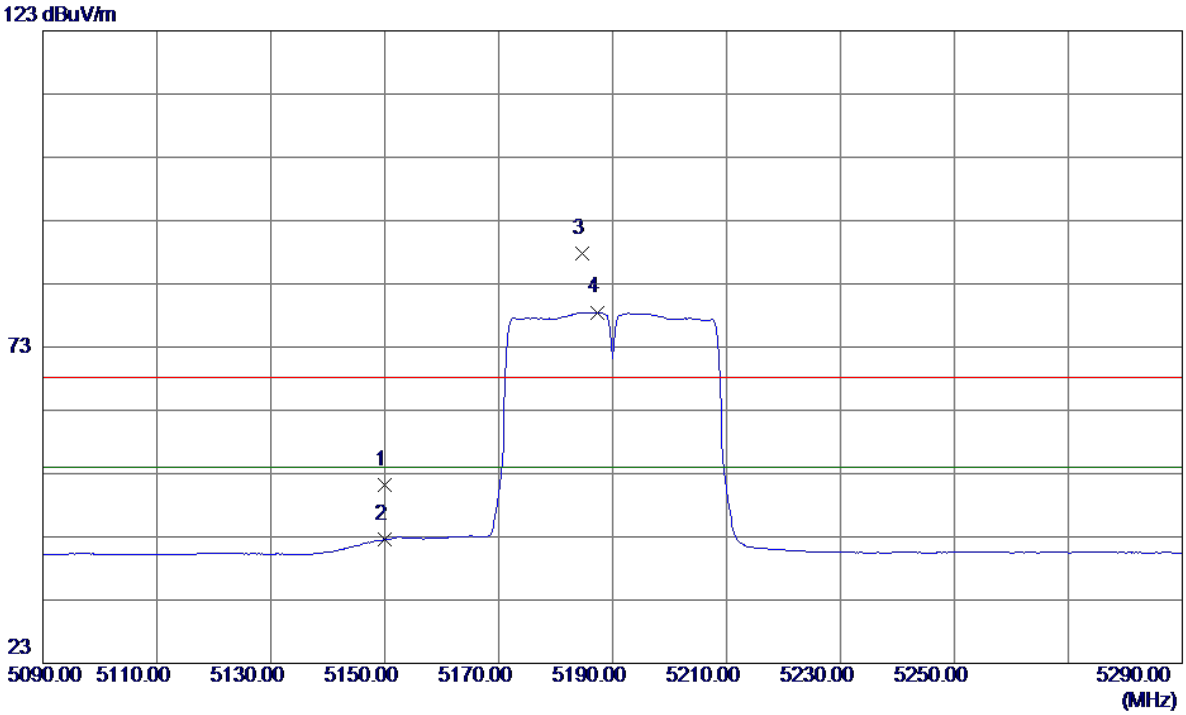

No.	Freq.	Reading Level	Correct Factor	Measure ment	Limit	Over		
	MHz	dBuV/m	dB	dBuV/m	dBuV/m	dB	Detector	Comment
1	5150.0000	10.96	40.22	51.18	68.30	-17.12	Peak	
2	5150.0000	2.31	40.22	42.53	54.00	-11.47	AVG	
3	5184.6000	47.43	40.29	87.72	68.30	19.42	Peak	no limit
4	5187.4000	38.20	40.30	78.50	54.00	24.50	AVG	no limit

Orthogonal Axis:	X
Test Mode:	UNII-1/ TX AC40 Mode 5190MHz

Horizontal

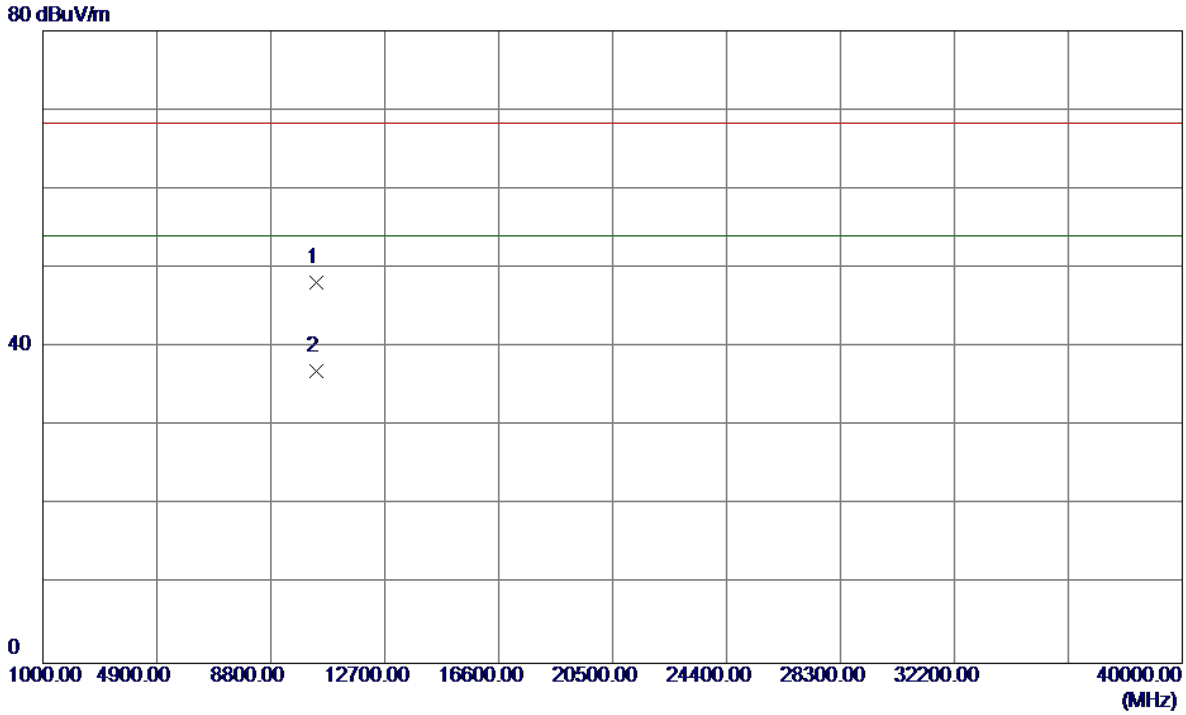

No.	Freq.	Reading Level	Correct Factor	Measure ment	Limit	Over		
	MHz	dBuV/m	dB	dBuV/m	dBuV/m	dB	Detector	Comment
1	10381.5199	34.40	13.83	48.23	68.30	-20.07	Peak	
2	10381.5199	23.06	13.83	36.89	54.00	-17.11	AVG	

Orthogonal Axis:	X
Test Mode:	UNII-1/ TX AC40 Mode 5230MHz

Vertical

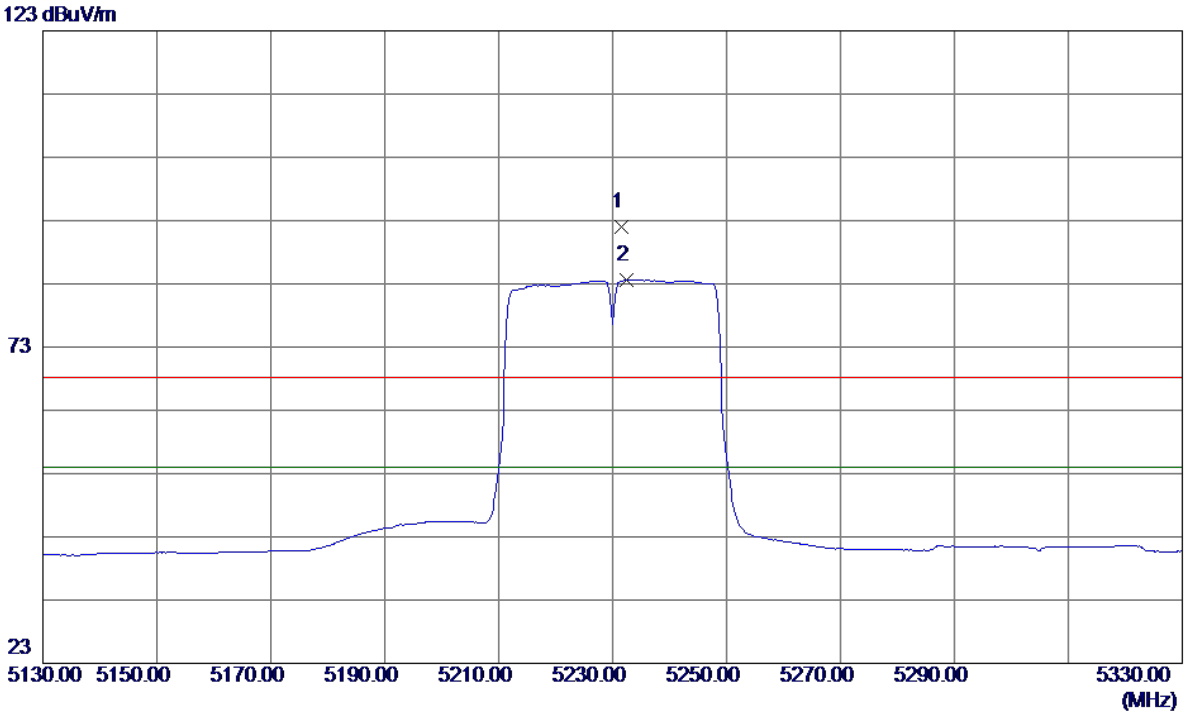

No.	Freq.	Reading Level	Correct Factor	Measure ment	Limit	Over		
	MHz	dBuV/m	dB	dBuV/m	dBuV/m	dB	Detector	Comment
1	5231.6000	51.65	40.39	92.04	68.30	23.74	Peak	no limit
2	5232.4000	43.22	40.39	83.61	54.00	29.61	AVG	no limit

Orthogonal Axis:	X
Test Mode:	UNII-1/ TX AC40 Mode 5230MHz

Vertical

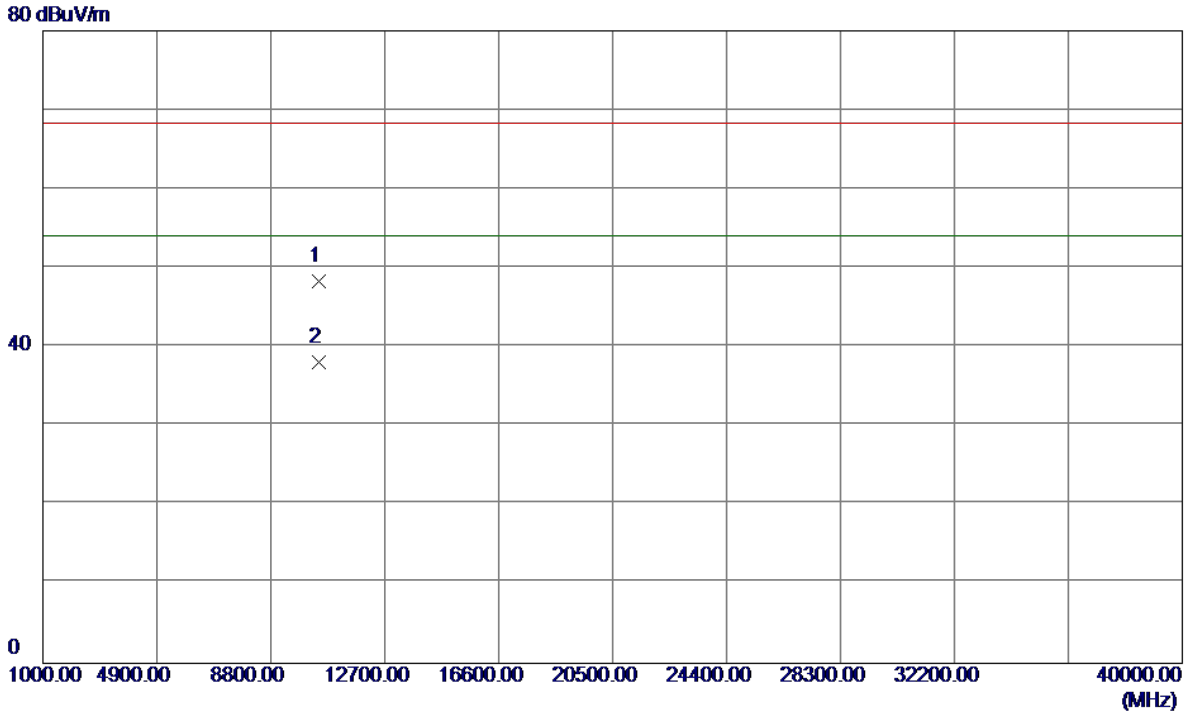

No.	Freq.	Reading Level	Correct Factor	Measure ment	Limit	Over		
	MHz	dBuV/m	dB	dBuV/m	dBuV/m	dB	Detector	Comment
1	10460.8800	34.60	13.72	48.32	68.30	-19.98	Peak	
2	10460.8800	24.33	13.72	38.05	54.00	-15.95	AVG	

Orthogonal Axis:	X
Test Mode:	UNII-1/ TX AC40 Mode 5230MHz

Horizontal

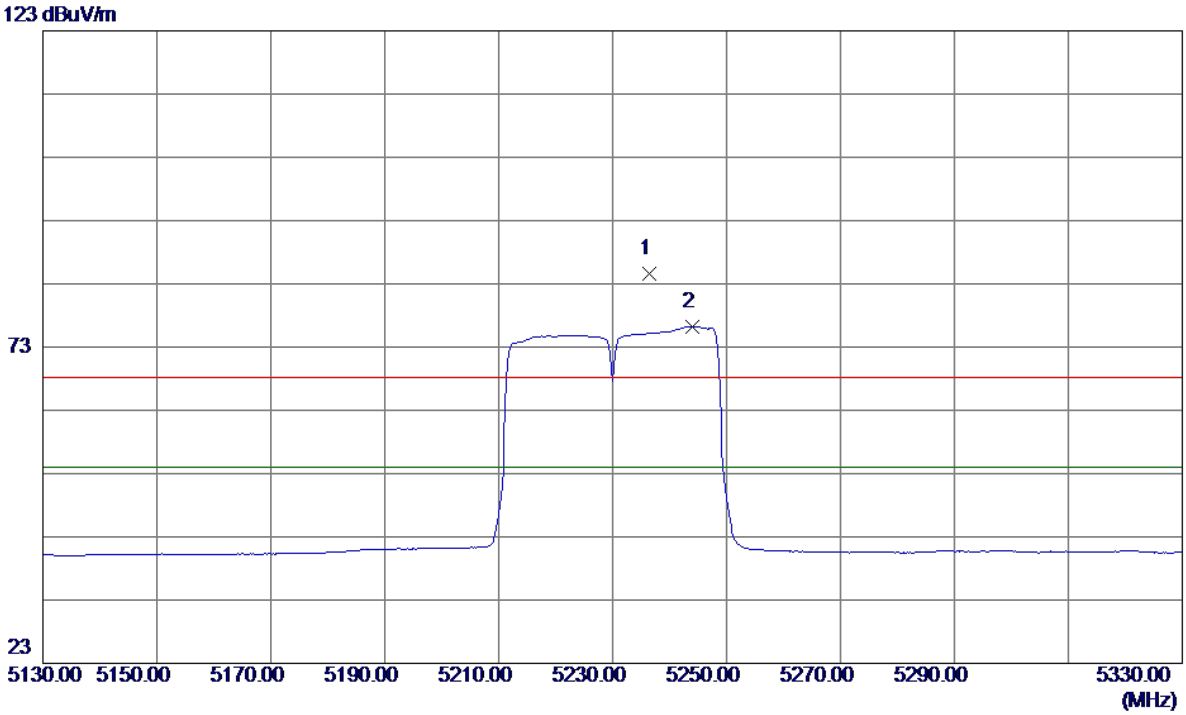

No.	Freq.	Reading Level	Correct Factor	Measure ment	Limit	Over		
	MHz	dBuV/m	dB	dBuV/m	dBuV/m	dB	Detector	Comment
1	5236.4000	44.12	40.40	84.52	68.30	16.22	Peak	no limit
2	5244.0000	35.84	40.42	76.26	54.00	22.26	AVG	no limit

Orthogonal Axis:	X
Test Mode:	UNII-1/ TX AC40 Mode 5230MHz

Horizontal

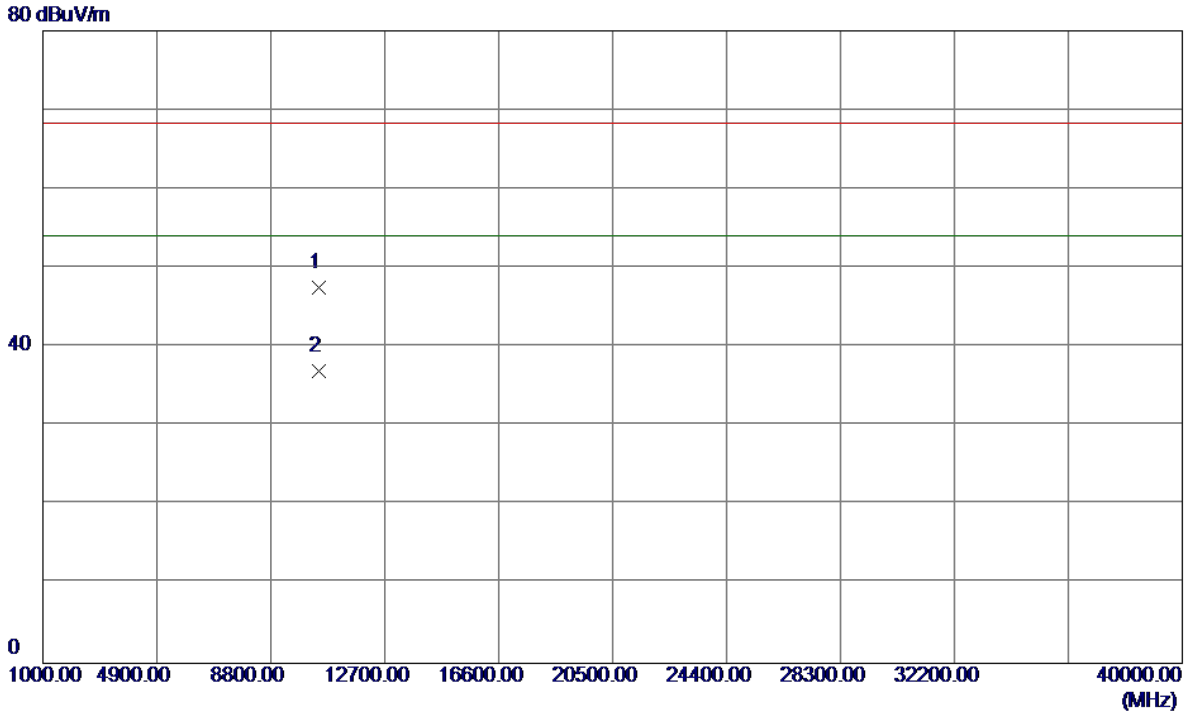

No.	Freq.	Reading Level	Correct Factor	Measure ment	Limit	Over		
	MHz	dBuV/m	dB	dBuV/m	dBuV/m	dB	Detector	Comment
1	10460.1800	33.83	13.72	47.55	68.30	-20.75	Peak	
2	10460.1800	23.24	13.72	36.96	54.00	-17.04	AVG	

Orthogonal Axis:	X
Test Mode:	UNII-1/ TX AC80 Mode 5210MHz

Vertical

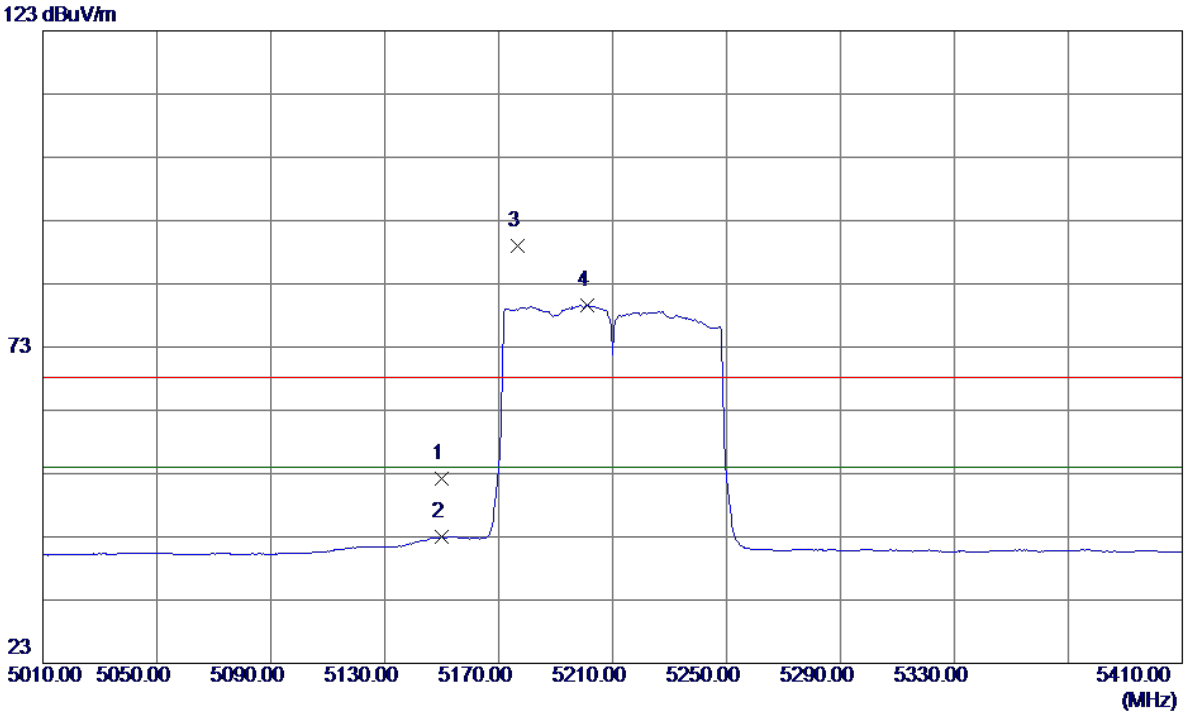

No.	Freq.	Reading Level	Correct Factor	Measure ment	Limit	Over		
	MHz	dBuV/m	dB	dBuV/m	dBuV/m	dB	Detector	Comment
1	5150.0000	12.07	40.22	52.29	68.30	-16.01	Peak	
2	5150.0000	2.71	40.22	42.93	54.00	-11.07	AVG	
3	5176.8000	48.69	40.27	88.96	68.30	20.66	Peak	no limit
4	5201.2000	39.25	40.33	79.58	54.00	25.58	AVG	no limit

Orthogonal Axis:	X
Test Mode:	UNII-1/ TX AC80 Mode 5210MHz

Vertical

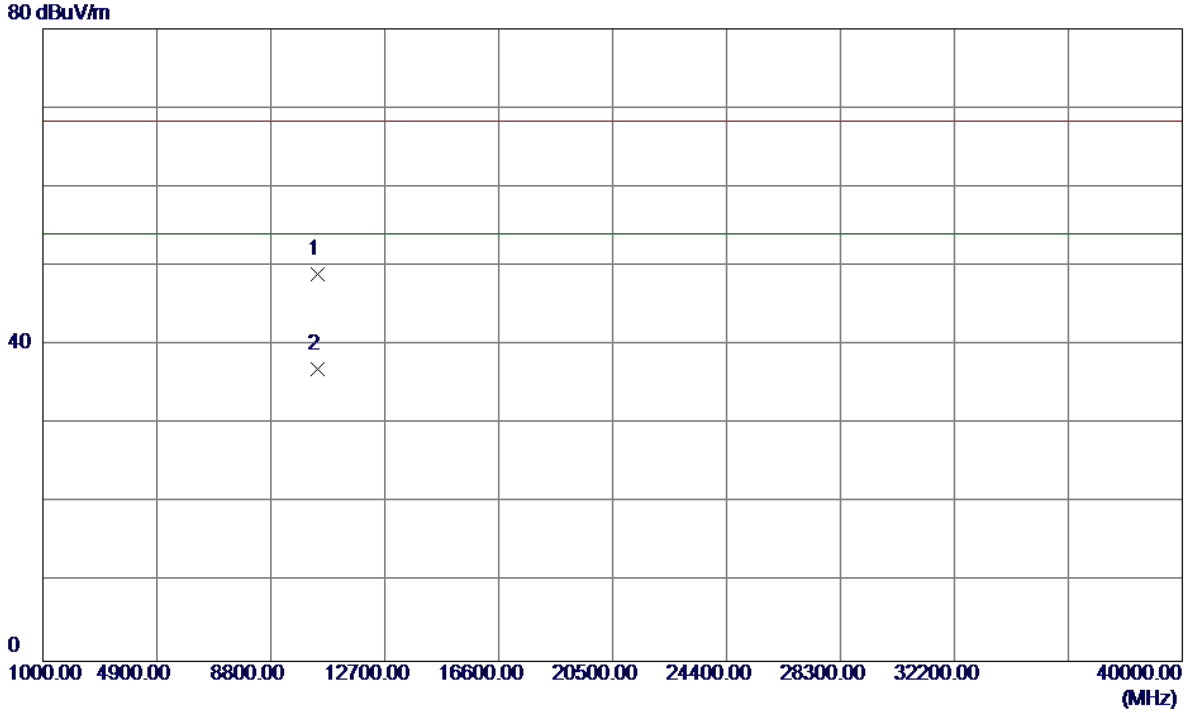

No.	Freq.	Reading Level	Correct Factor	Measure ment	Limit	Over		
	MHz	dBuV/m	dB	dBuV/m	dBuV/m	dB	Detector	Comment
1	10422.3700	35.26	13.77	49.03	68.30	-19.27	Peak	
2	10422.3700	23.24	13.77	37.01	54.00	-16.99	AVG	

Orthogonal Axis:	X
Test Mode:	UNII-1/ TX AC80 Mode 5210MHz

Horizontal

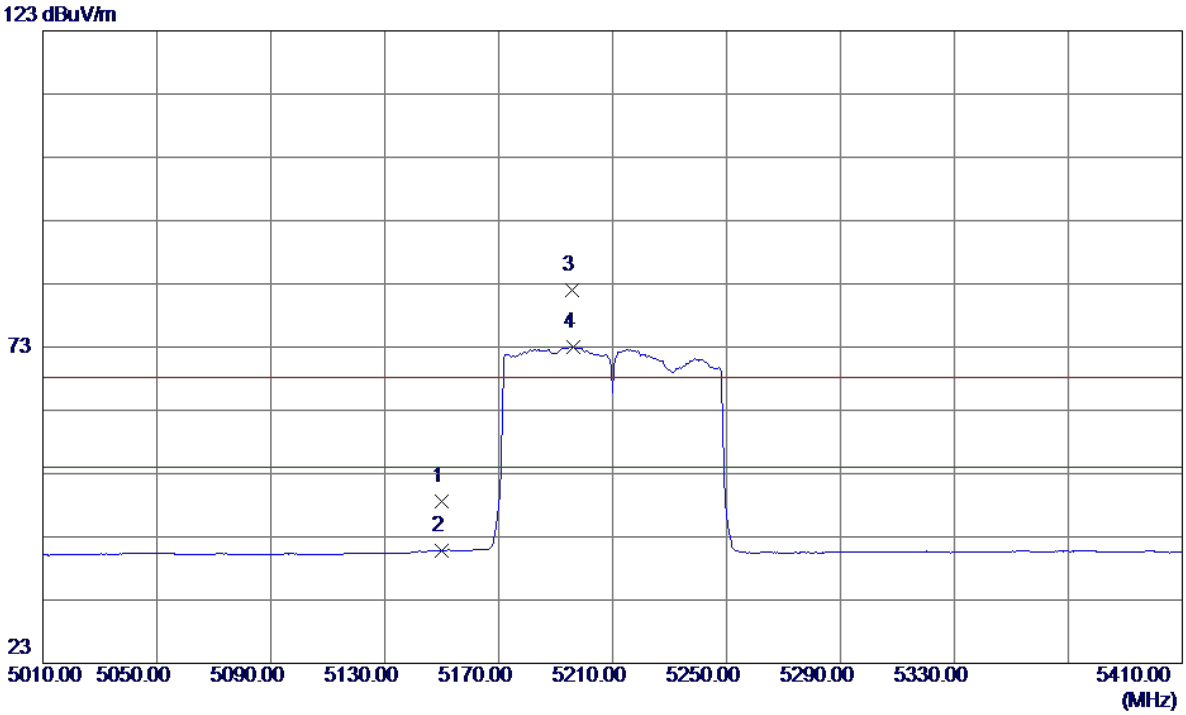

No.	Freq.	Reading Level	Correct Factor	Measure ment	Limit	Over		
	MHz	dBuV/m	dB	dBuV/m	dBuV/m	dB	Detector	Comment
1	5150.0000	8.30	40.22	48.52	68.30	-19.78	Peak	
2	5150.0000	0.63	40.22	40.85	54.00	-13.15	AVG	
3	5195.6000	41.65	40.31	81.96	68.30	13.66	Peak	no limit
4	5196.4000	32.63	40.32	72.95	54.00	18.95	AVG	no limit

Orthogonal Axis:	X
Test Mode:	UNII-1/ TX AC80 Mode 5210MHz

Horizontal

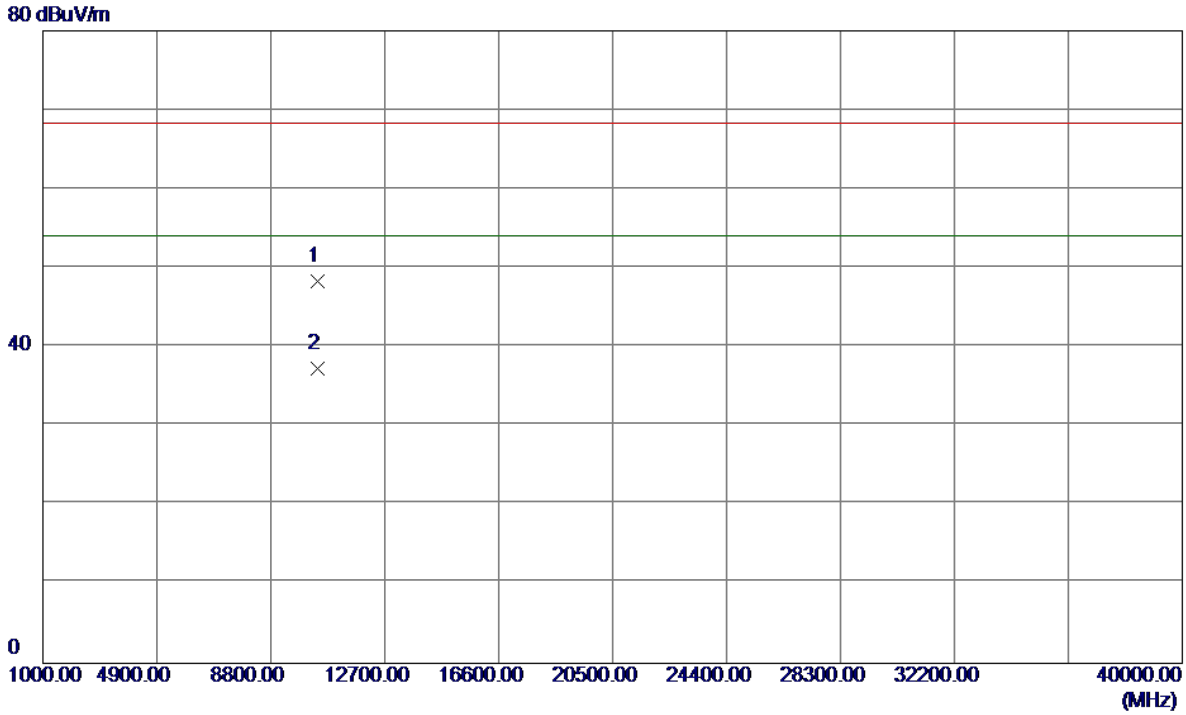

No.	Freq.	Reading Level	Correct Factor	Measure ment	Limit	Over		
	MHz	dBuV/m	dB	dBuV/m	dBuV/m	dB	Detector	Comment
1	10421.2200	34.50	13.77	48.27	68.30	-20.03	Peak	
2	10421.2200	23.46	13.77	37.23	54.00	-16.77	AVG	

Orthogonal Axis :	X
Test Mode :	UNII-2A/ TX AC20 Mode 5260MHz

Vertical

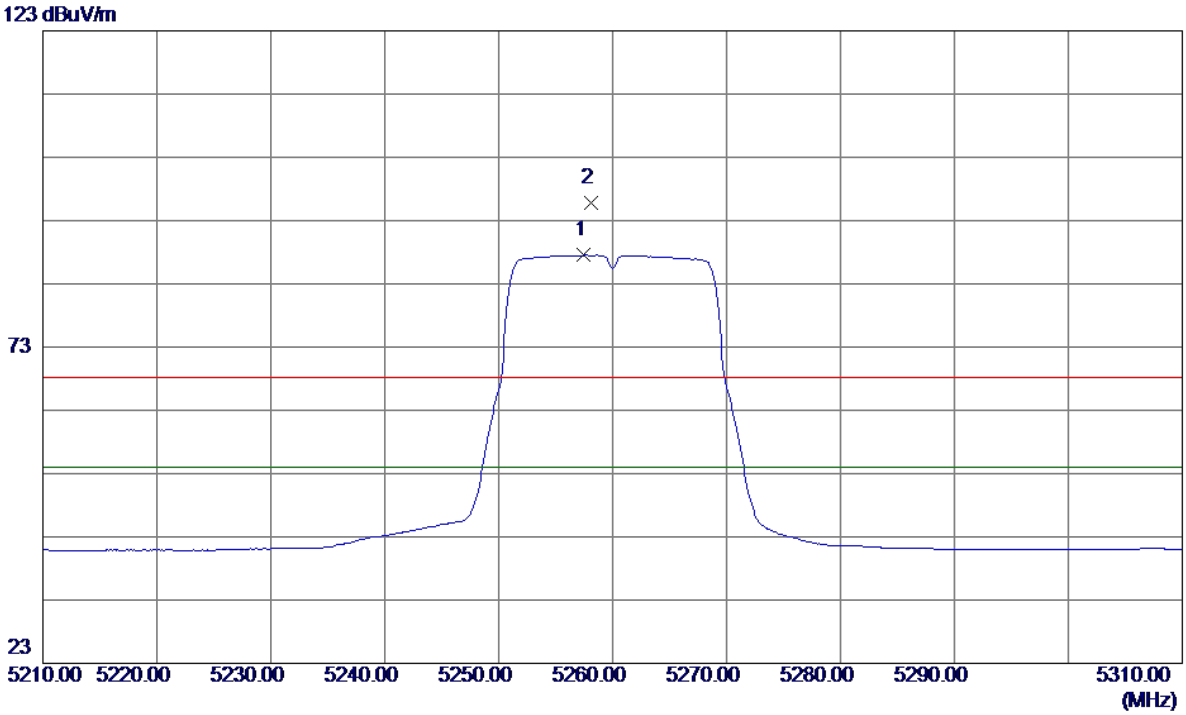

No.	Freq.	Reading Level	Correct Factor	Measure ment	Limit	Over		
	MHz	dBuV/m	dB	dBuV/m	dBuV/m	dB	Detector	Comment
1	5257.5000	47.07	40.45	87.52	54.00	33.52	AVG	no limit
2	5258.1000	55.34	40.45	95.79	68.30	27.49	Peak	no limit

Orthogonal Axis :	X
Test Mode :	UNII-2A/ TX AC20 Mode 5260MHz

Vertical

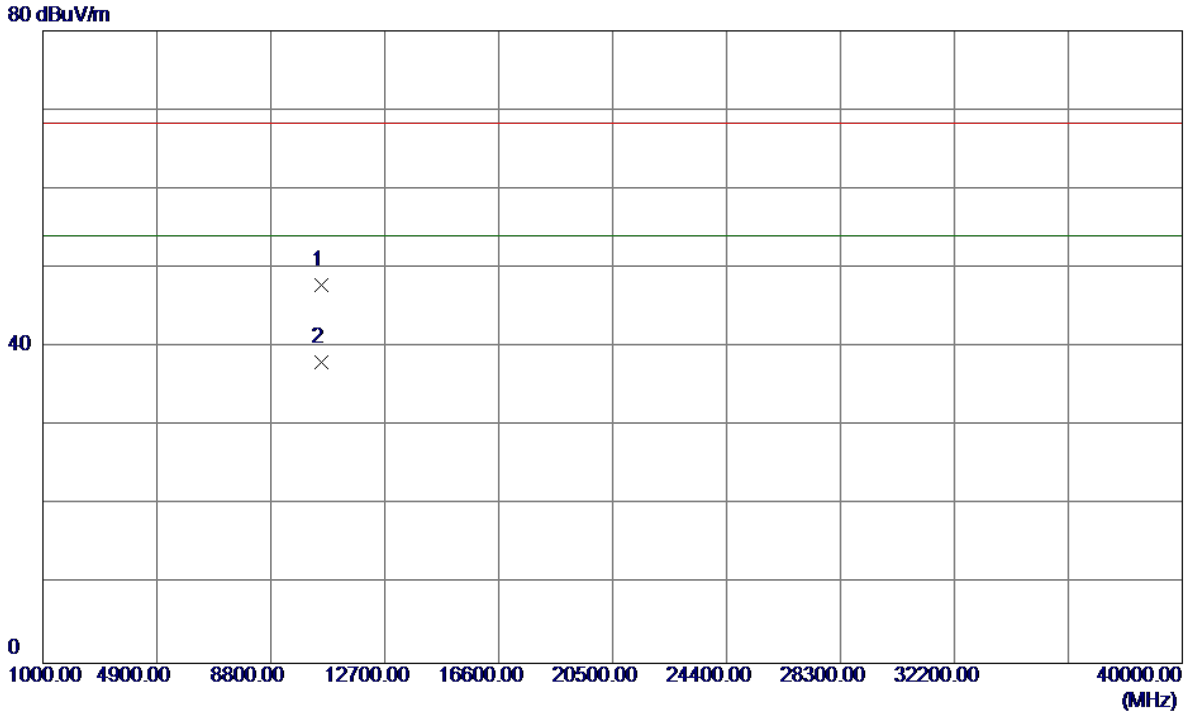

No.	Freq.	Reading Level	Correct Factor	Measure ment	Limit	Over		
	MHz	dBuV/m	dB	dBuV/m	dBuV/m	dB	Detector	Comment
1	10520.3400	34.10	13.75	47.85	68.30	-20.45	Peak	
2	10520.3400	24.37	13.75	38.12	54.00	-15.88	AVG	

Orthogonal Axis :	X
Test Mode :	UNII-2A/ TX AC20 Mode 5260MHz

Horizontal

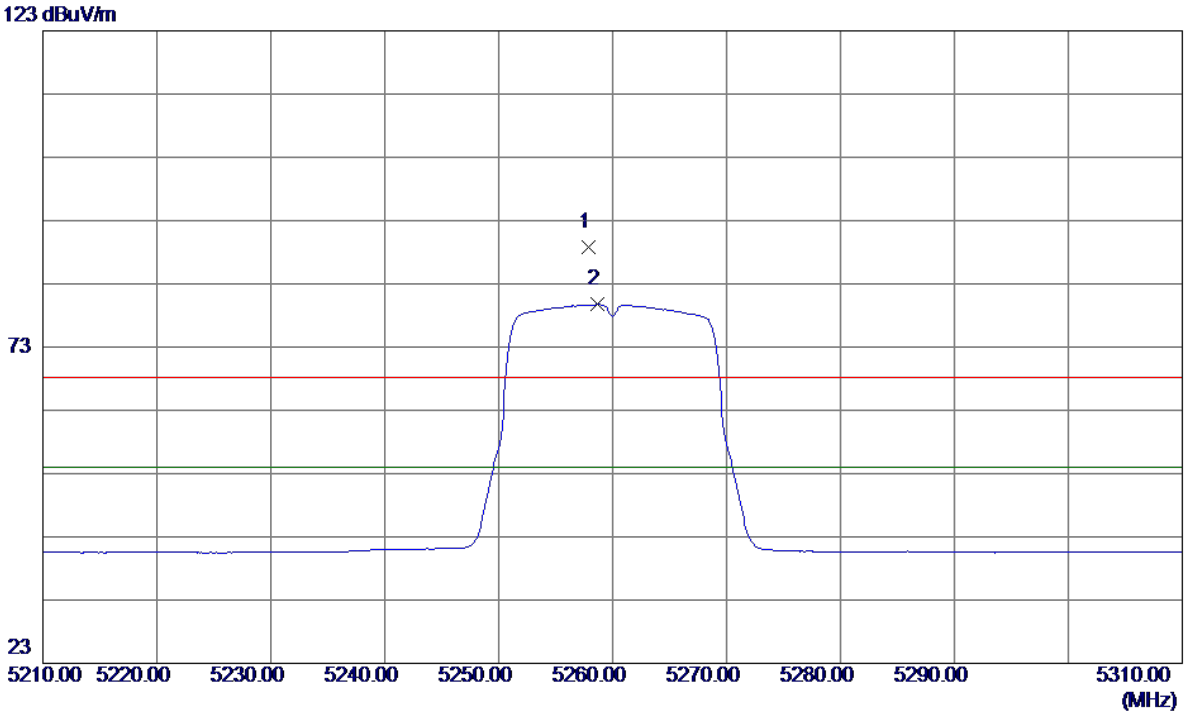

No.	Freq.	Reading Level	Correct Factor	Measure ment	Limit	Over		
	MHz	dBuV/m	dB	dBuV/m	dBuV/m	dB	Detector	Comment
1	5257.9000	48.36	40.45	88.81	68.30	20.51	Peak	no limit
2	5258.7000	39.27	40.45	79.72	54.00	25.72	AVG	no limit

Orthogonal Axis :	X
Test Mode :	UNII-2A/ TX AC20 Mode 5260MHz

Horizontal

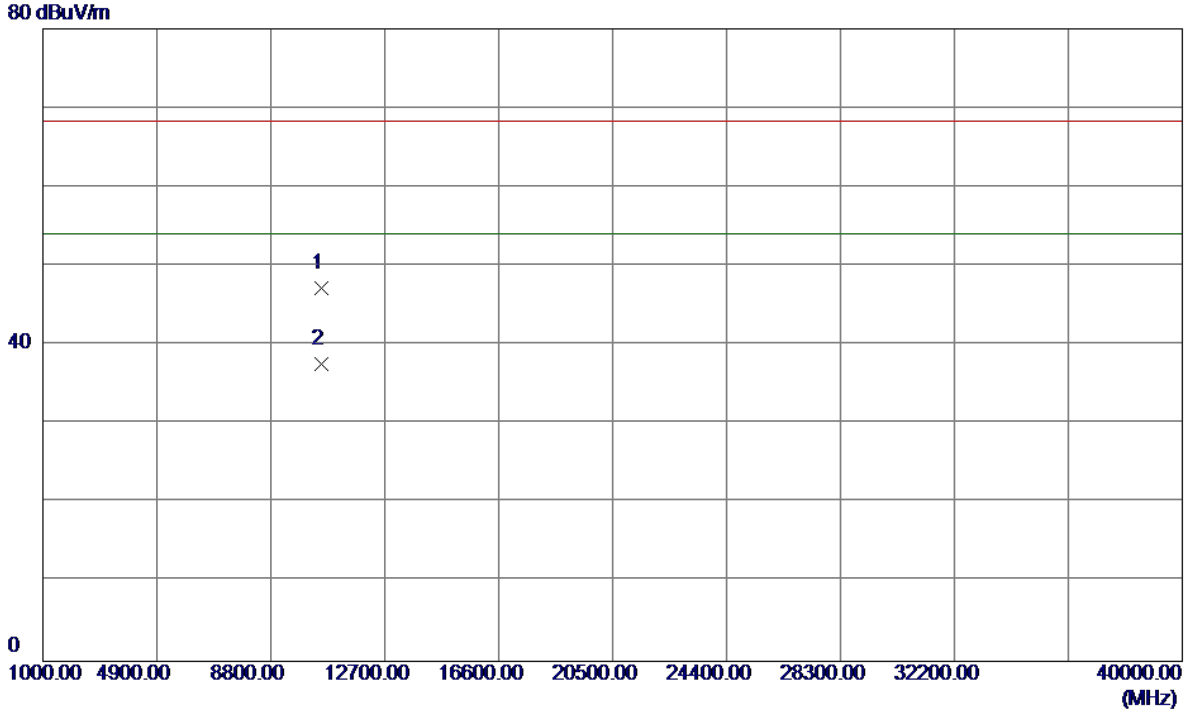

No.	Freq.	Reading Level	Correct Factor	Measure ment	Limit	Over		
	MHz	dBuV/m	dB	dBuV/m	dBuV/m	dB	Detector	Comment
1	10520.0199	33.39	13.75	47.14	68.30	-21.16	Peak	
2	10520.0199	23.78	13.75	37.53	54.00	-16.47	AVG	

Orthogonal Axis :	X
Test Mode :	UNII-2A/ TX AC20 Mode 5300MHz

Vertical

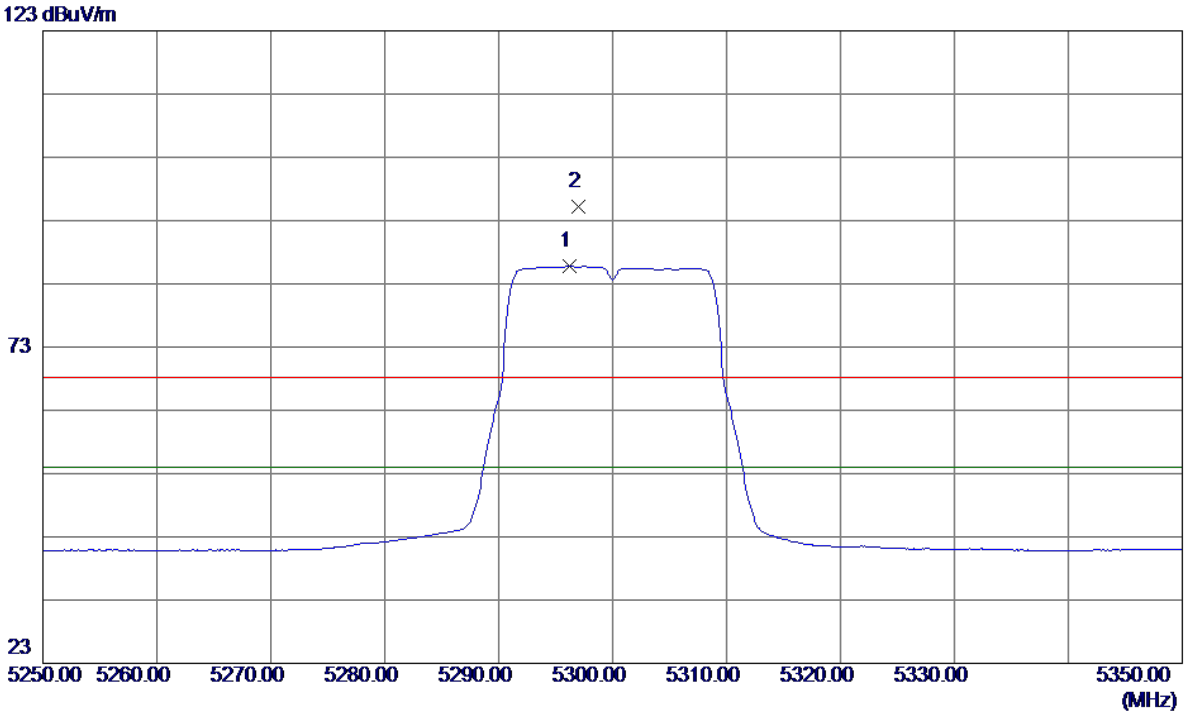

No.	Freq.	Reading Level	Correct Factor	Measure ment	Limit	Over		
	MHz	dBuV/m	dB	dBuV/m	dBuV/m	dB	Detector	Comment
1	5296.2000	45.23	40.53	85.76	54.00	31.76	AVG	no limit
2	5297.0000	54.67	40.53	95.20	68.30	26.90	Peak	no limit

Orthogonal Axis :	X
Test Mode :	UNII-2A/ TX AC20 Mode 5300MHz

Vertical

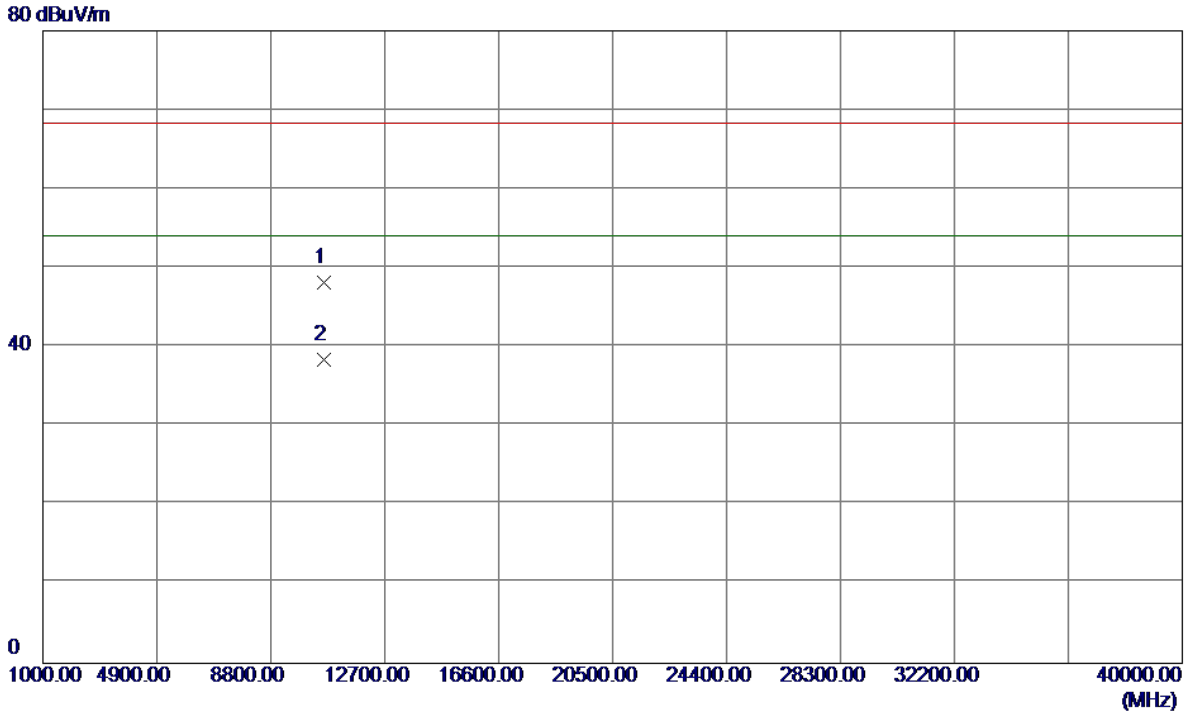

No.	Freq.	Reading Level	Correct Factor	Measure ment	Limit	Over		
	MHz	dBuV/m	dB	dBuV/m	dBuV/m	dB	Detector	Comment
1	10600.0900	34.08	14.08	48.16	68.30	-20.14	Peak	
2	10600.0900	24.35	14.08	38.43	54.00	-15.57	AVG	

Orthogonal Axis :	X
Test Mode :	UNII-2A/ TX AC20 Mode 5300MHz

Horizontal

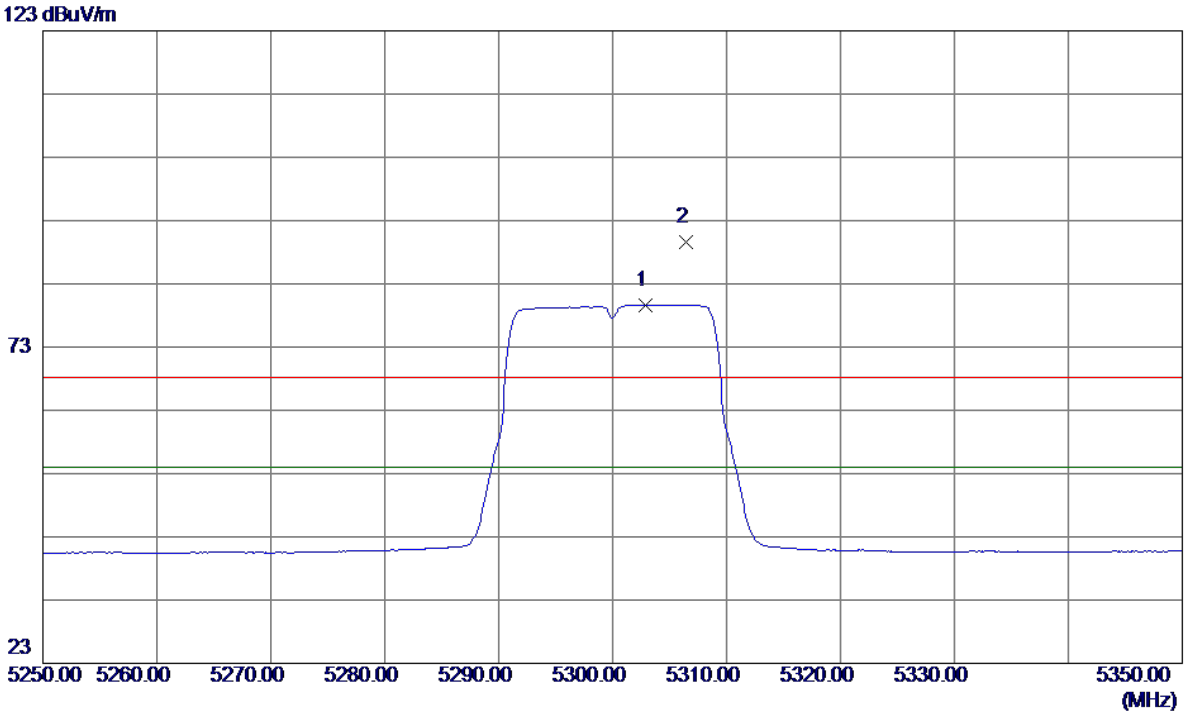

No.	Freq.	Reading Level	Correct Factor	Measure ment	Limit	Over		
	MHz	dBuV/m	dB	dBuV/m	dBuV/m	dB	Detector	Comment
1	5302.9000	39.10	40.54	79.64	54.00	25.64	AVG	no limit
2	5306.4000	48.97	40.55	89.52	68.30	21.22	Peak	no limit

Orthogonal Axis :	X
Test Mode :	UNII-2A/ TX AC20 Mode 5300MHz

Horizontal

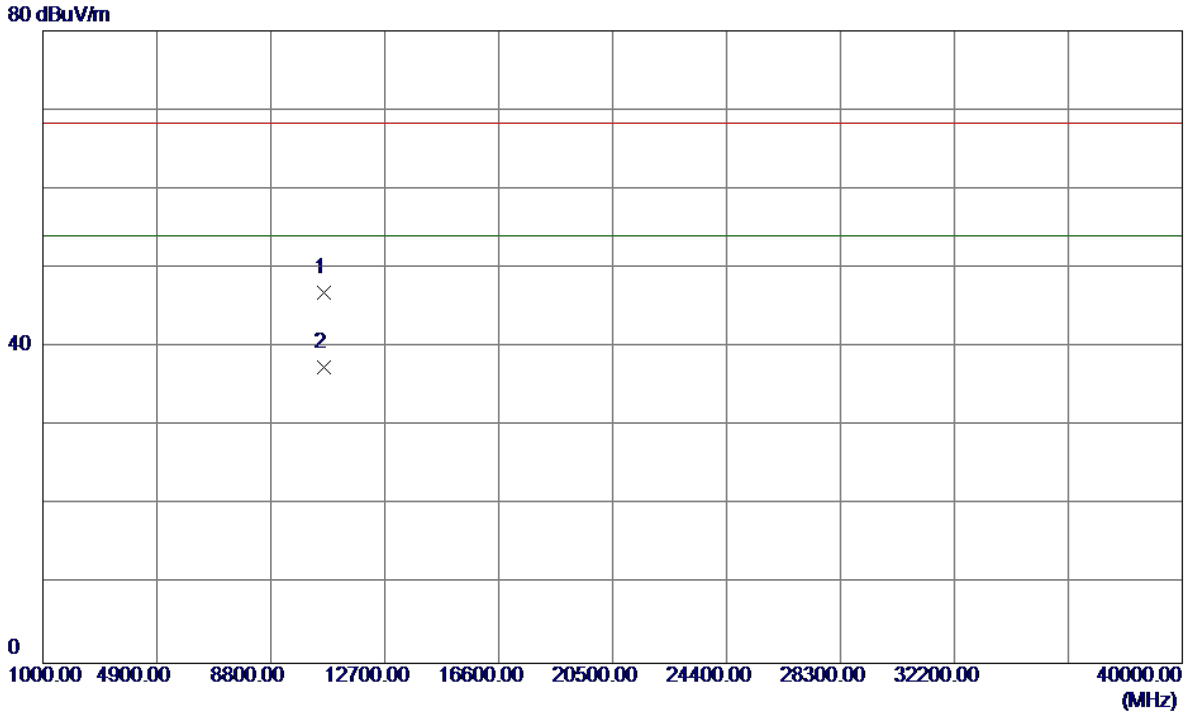

No.	Freq.	Reading Level	Correct Factor	Measure ment	Limit	Over		
	MHz	dBuV/m	dB	dBuV/m	dBuV/m	dB	Detector	Comment
1	10600.7100	32.79	14.08	46.87	68.30	-21.43	Peak	
2	10600.7100	23.38	14.08	37.46	54.00	-16.54	AVG	

Orthogonal Axis :	X
Test Mode :	UNII-2A/ TX AC20 Mode 5320MHz

Vertical

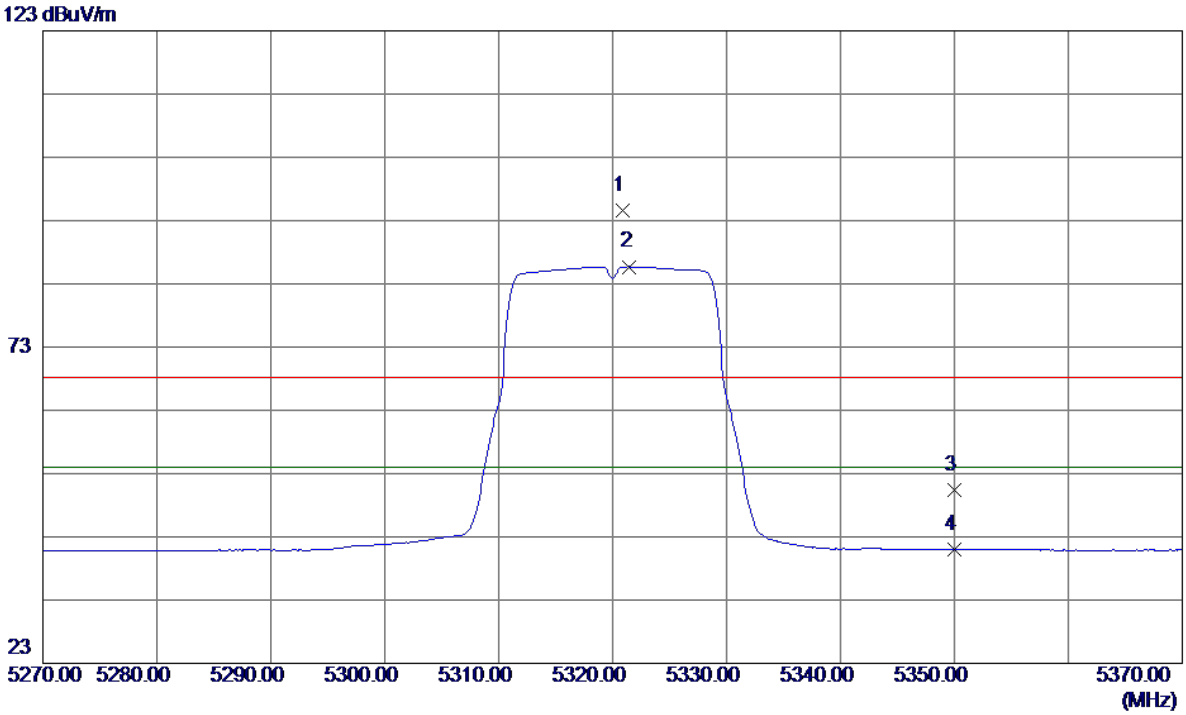

No.	Freq.	Reading Level	Correct Factor	Measure ment	Limit	Over		
	MHz	dBuV/m	dB	dBuV/m	dBuV/m	dB	Detector	Comment
1	5320.9000	53.97	40.58	94.55	68.30	26.25	Peak	no limit
2	5321.5000	45.12	40.58	85.70	54.00	31.70	AVG	no limit
3	5350.0000	9.70	40.64	50.34	68.30	-17.96	Peak	
4	5350.0000	0.39	40.64	41.03	54.00	-12.97	AVG	

Orthogonal Axis :	X
Test Mode :	UNII-2A/ TX AC20 Mode 5320MHz

Vertical

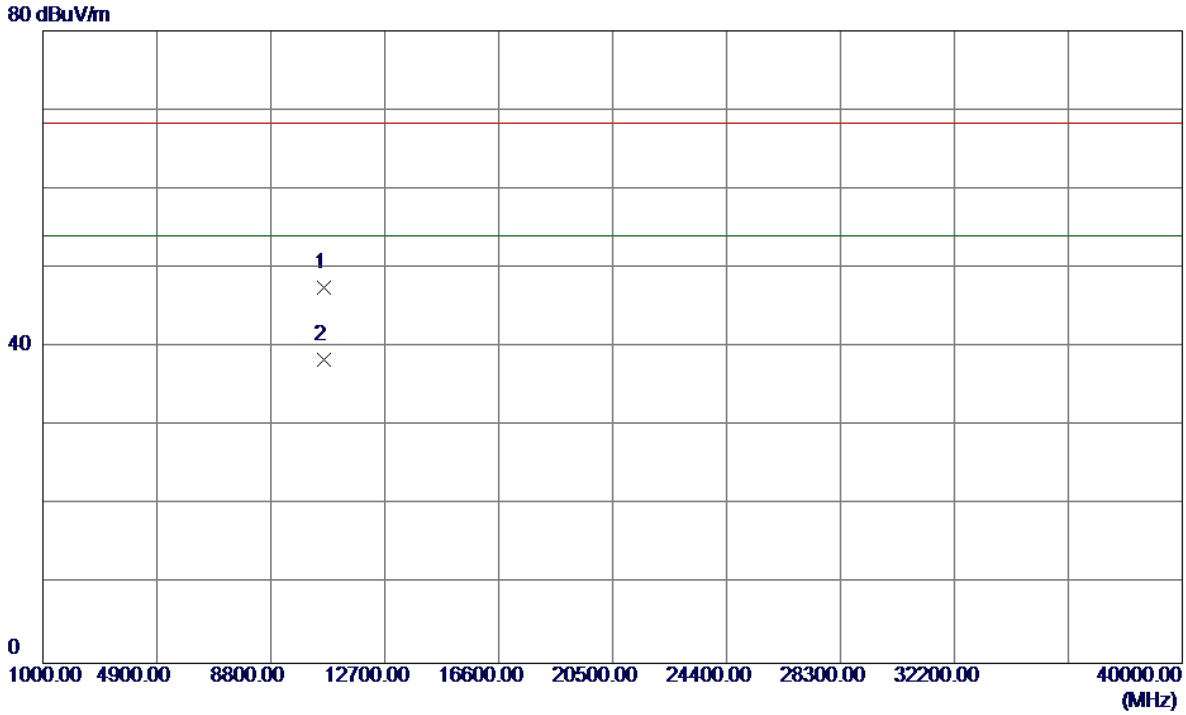

No.	Freq.	Reading Level	Correct Factor	Measure ment	Limit	Over		
	MHz	dBuV/m	dB	dBuV/m	dBuV/m	dB	Detector	Comment
1	10640.2800	33.31	14.25	47.56	68.30	-20.74	Peak	
2	10640.2800	24.09	14.25	38.34	54.00	-15.66	AVG	

Orthogonal Axis :	X
Test Mode :	UNII-2A/ TX AC20 Mode 5320MHz

Horizontal

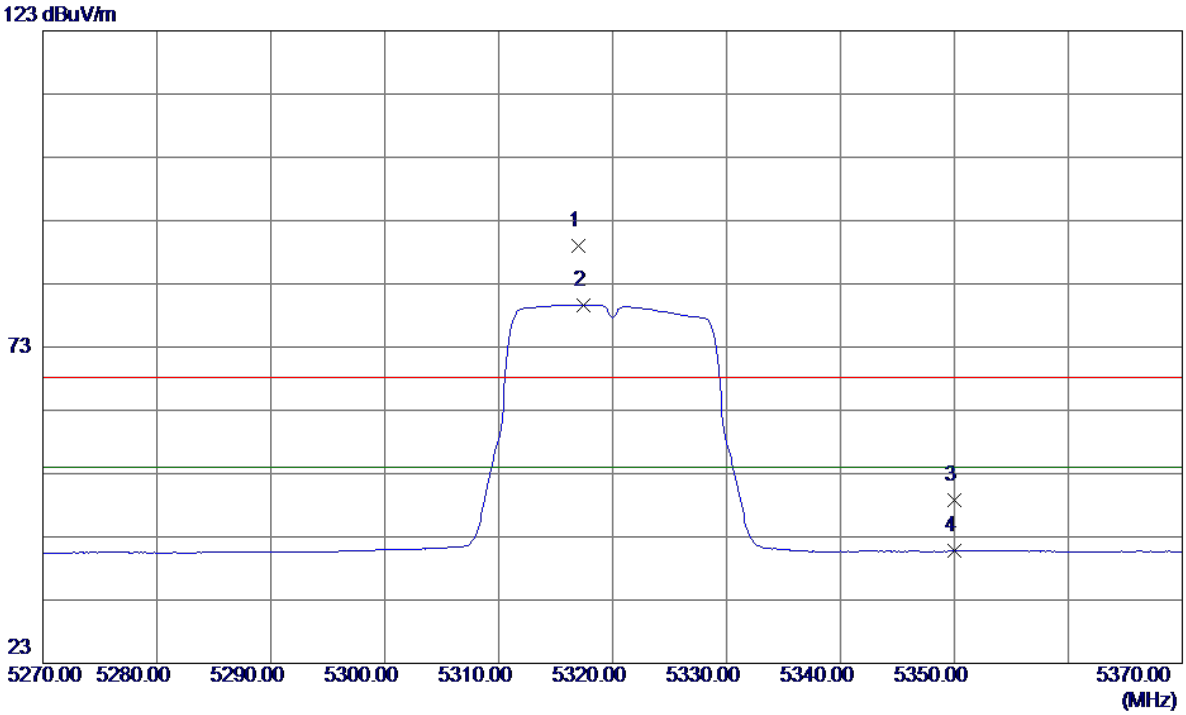

No.	Freq.	Reading Level	Correct Factor	Measure ment	Limit	Over		
	MHz	dBuV/m	dB	dBuV/m	dBuV/m	dB	Detector	Comment
1	5317.0000	48.39	40.57	88.96	68.30	20.66	Peak	no limit
2	5317.4000	39.10	40.57	79.67	54.00	25.67	AVG	no limit
3	5350.0000	8.18	40.64	48.82	68.30	-19.48	Peak	
4	5350.0000	0.11	40.64	40.75	54.00	-13.25	AVG	

Orthogonal Axis :	X
Test Mode :	UNII-2A/ TX AC20 Mode 5320MHz

Horizontal

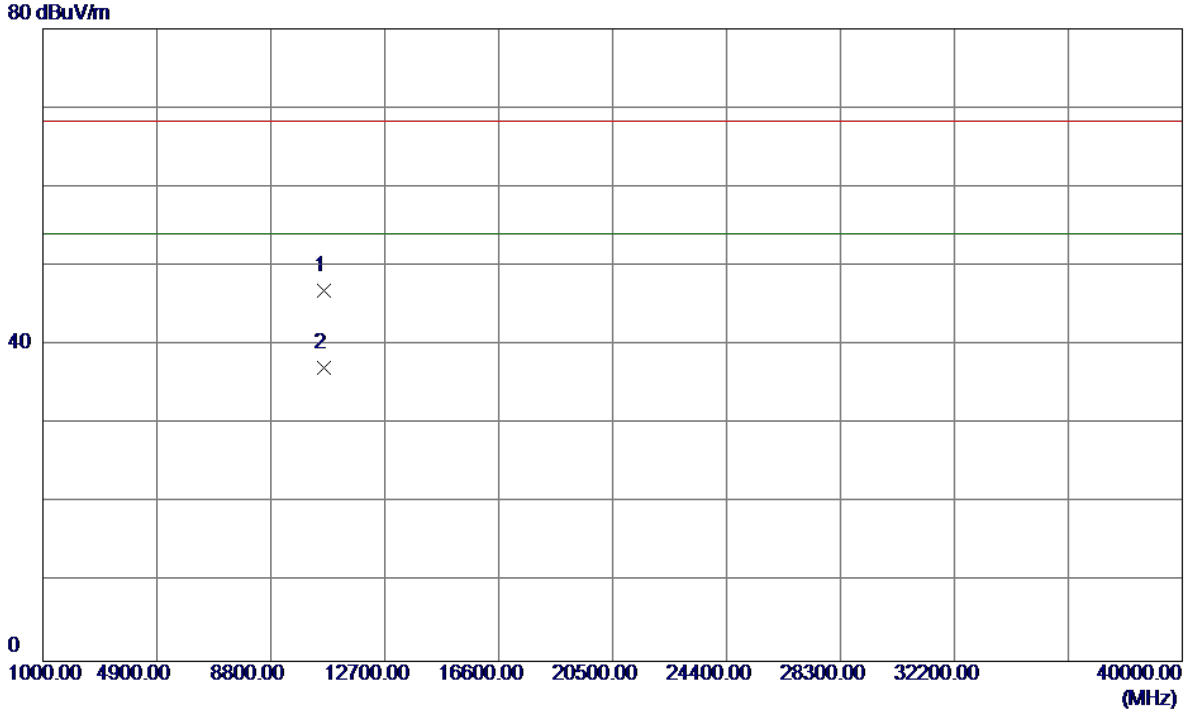

No.	Freq.	Reading Level	Correct Factor	Measure ment	Limit	Over		
	MHz	dBuV/m	dB	dBuV/m	dBuV/m	dB	Detector	Comment
1	10640.1800	32.57	14.25	46.82	68.30	-21.48	Peak	
2	10640.1800	22.86	14.25	37.11	54.00	-16.89	AVG	

Orthogonal Axis :	X
Test Mode :	UNII-2A/ TX AC40 Mode 5270MHz

Vertical

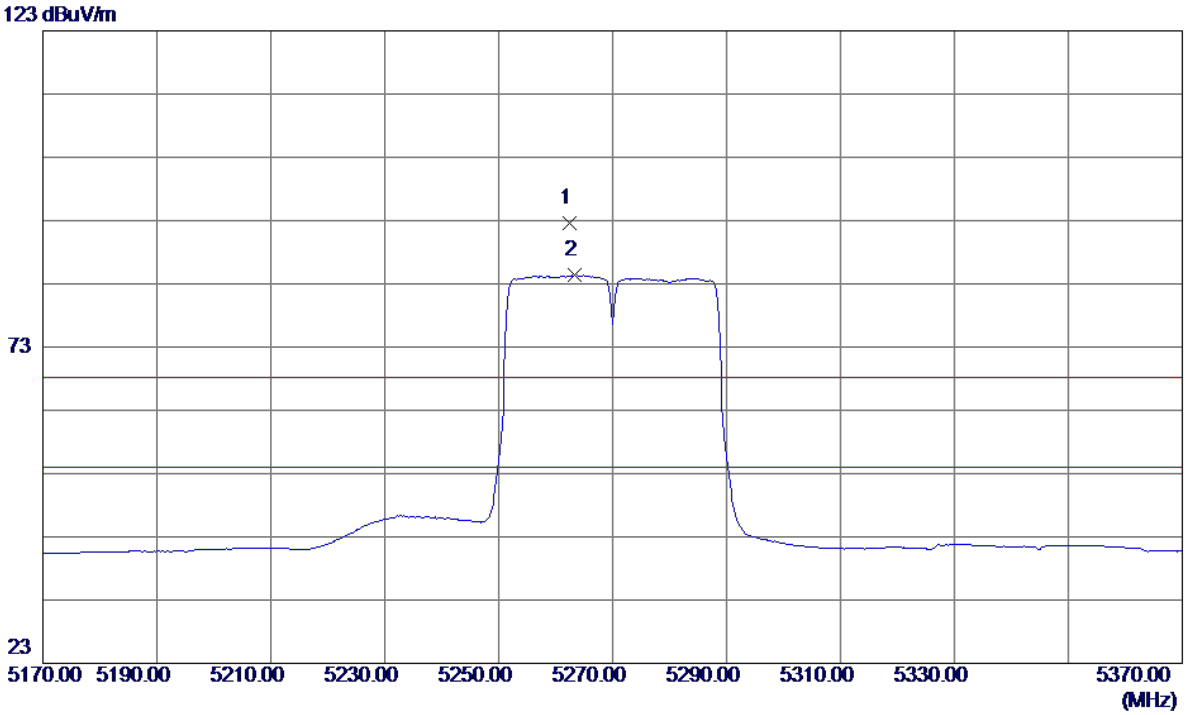

No.	Freq.	Reading Level	Correct Factor	Measure ment	Limit	Over		
	MHz	dBuV/m	dB	dBuV/m	dBuV/m	dB	Detector	Comment
1	5262.4000	52.11	40.46	92.57	68.30	24.27	Peak	no limit
2	5263.4000	43.87	40.46	84.33	54.00	30.33	AVG	no limit

Orthogonal Axis :	X
Test Mode :	UNII-2A/ TX AC40 Mode 5270MHz

Vertical

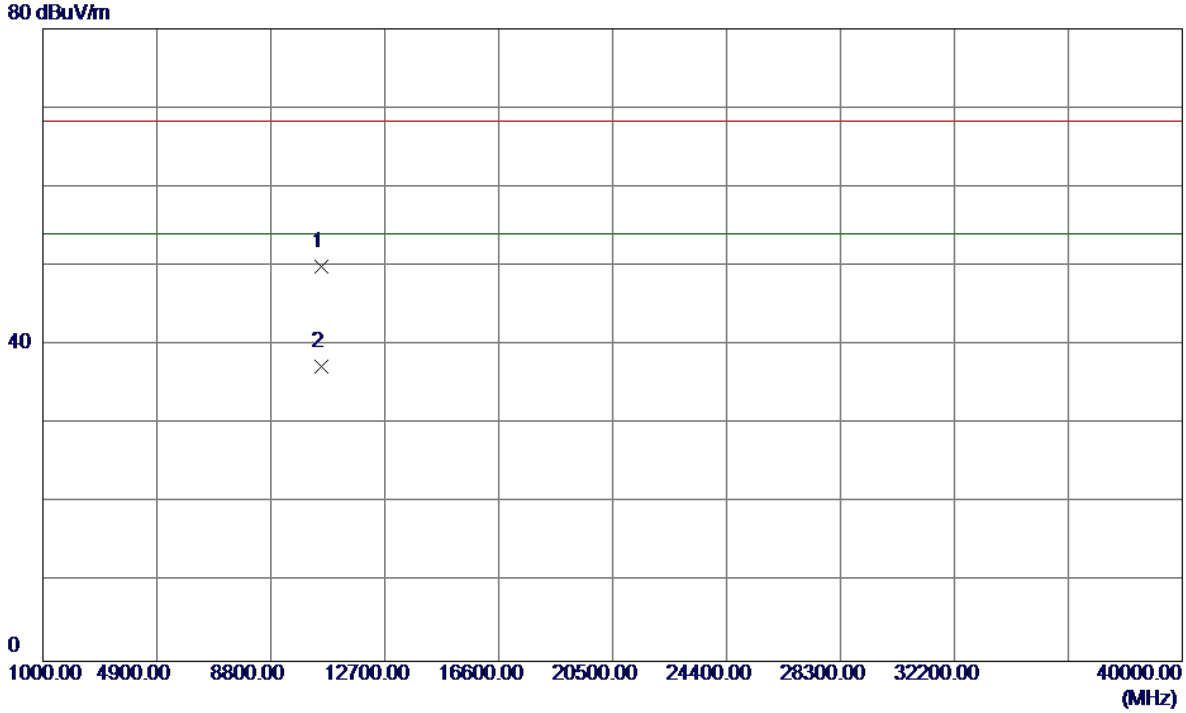

No.	Freq.	Reading Level	Correct Factor	Measure ment	Limit	Over		
	MHz	dBuV/m	dB	dBuV/m	dBuV/m	dB	Detector	Comment
1	10540.9800	36.03	13.84	49.87	68.30	-18.43	Peak	
2	10540.9800	23.49	13.84	37.33	54.00	-16.67	AVG	

Orthogonal Axis :	X
Test Mode :	UNII-2A/ TX AC40 Mode 5270MHz

Horizontal

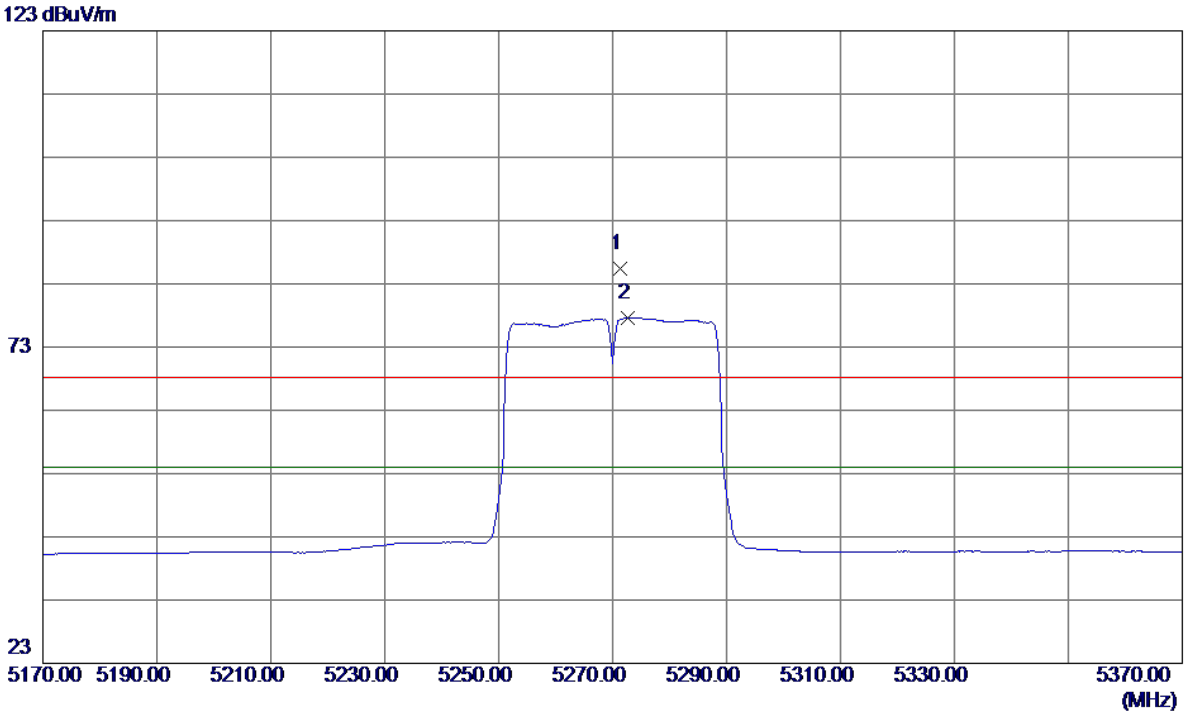

No.	Freq.	Reading Level	Correct Factor	Measure ment	Limit	Over		
	MHz	dBuV/m	dB	dBuV/m	dBuV/m	dB	Detector	Comment
1	5271.4000	45.00	40.48	85.48	68.30	17.18	Peak	no limit
2	5272.6000	37.20	40.48	77.68	54.00	23.68	AVG	no limit

Orthogonal Axis :	X
Test Mode :	UNII-2A/ TX AC40 Mode 5270MHz

Horizontal

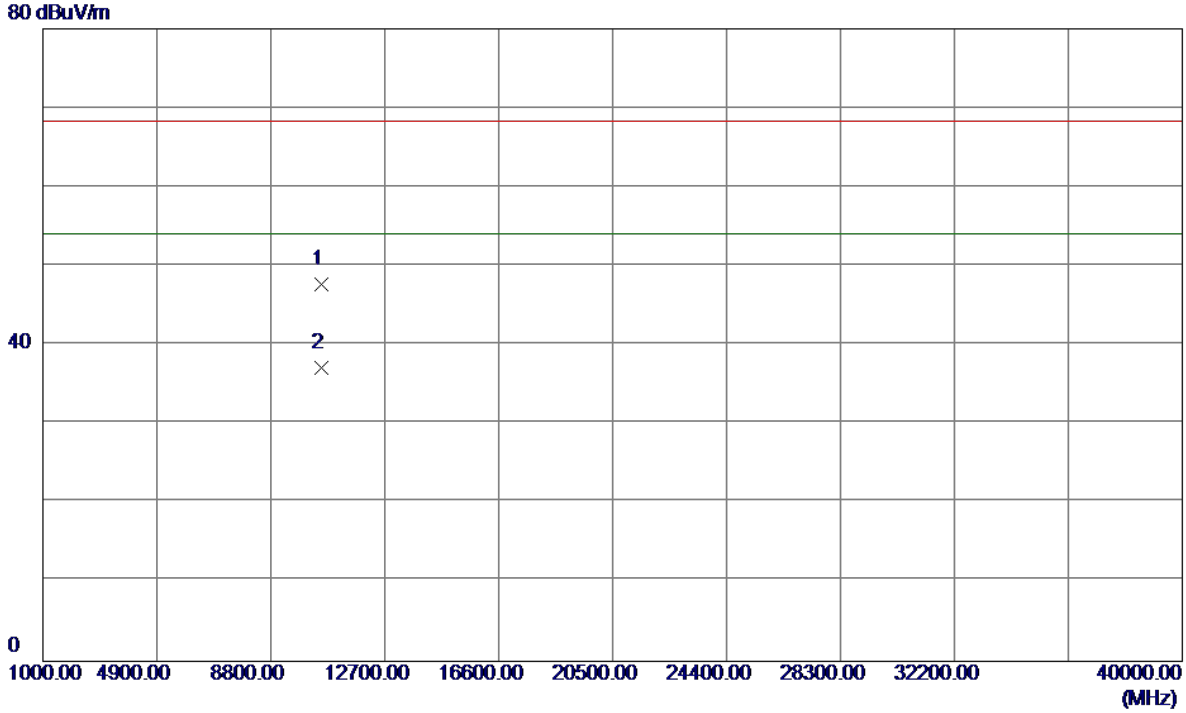

No.	Freq.	Reading Level	Correct Factor	Measure ment	Limit	Over		
	MHz	dBuV/m	dB	dBuV/m	dBuV/m	dB	Detector	Comment
1	10540.8700	33.85	13.84	47.69	68.30	-20.61	Peak	
2	10540.8700	23.28	13.84	37.12	54.00	-16.88	AVG	

Orthogonal Axis :	X
Test Mode :	UNII-2A/ TX AC40 Mode 5310MHz

Vertical

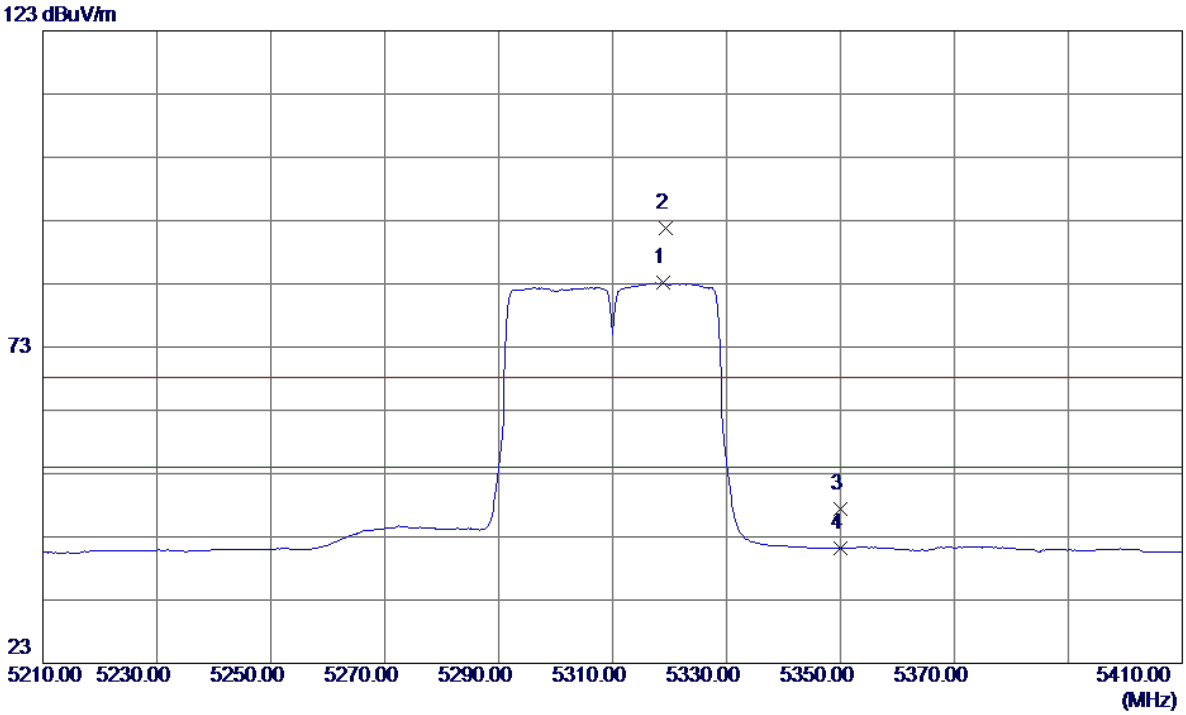

No.	Freq.	Reading Level	Correct Factor	Measure ment	Limit	Over		
	MHz	dBuV/m	dB	dBuV/m	dBuV/m	dB	Detector	Comment
1	5318.8000	42.59	40.58	83.17	54.00	29.17	AVG	no limit
2	5319.4000	51.31	40.58	91.89	68.30	23.59	Peak	no limit
3	5350.0000	6.71	40.64	47.35	68.30	-20.95	Peak	
4	5350.0000	0.51	40.64	41.15	54.00	-12.85	AVG	

Orthogonal Axis :	X
Test Mode :	UNII-2A/ TX AC40 Mode 5310MHz

Vertical

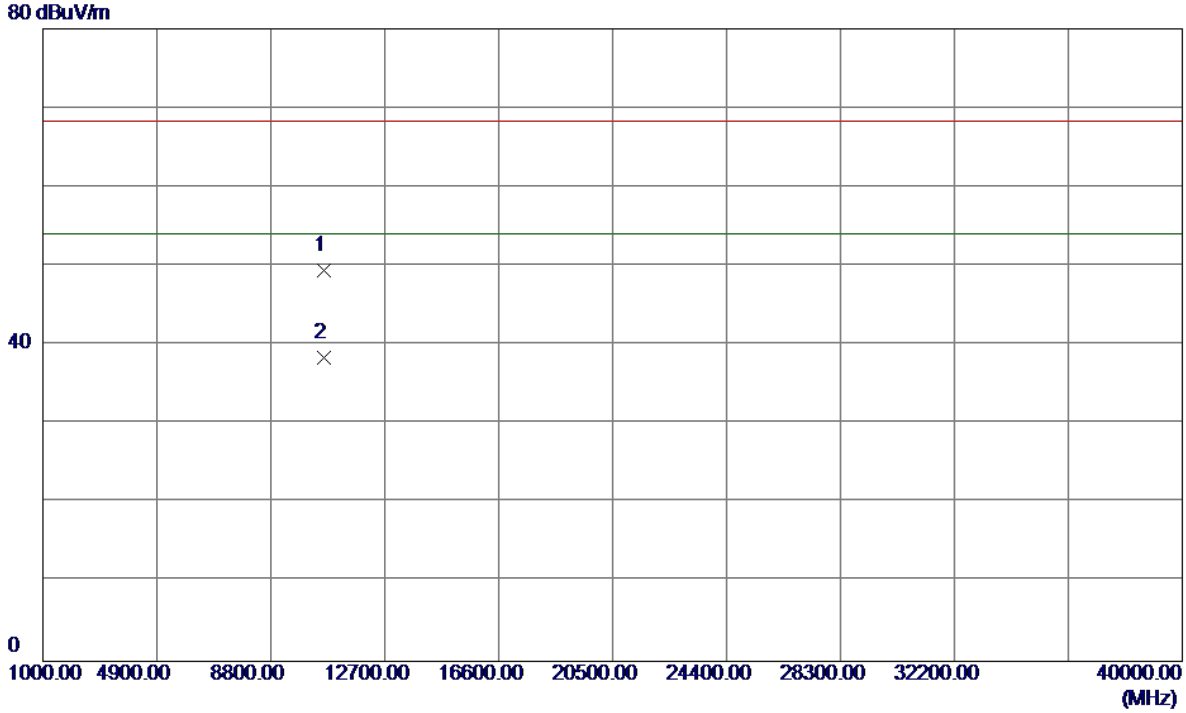

No.	Freq.	Reading Level	Correct Factor	Measure ment	Limit	Over		
	MHz	dBuV/m	dB	dBuV/m	dBuV/m	dB	Detector	Comment
1	10620.2500	35.21	14.17	49.38	68.30	-18.92	Peak	
2	10620.2500	24.30	14.17	38.47	54.00	-15.53	AVG	

Orthogonal Axis :	X
Test Mode :	UNII-2A/ TX AC40 Mode 5310MHz

Horizontal

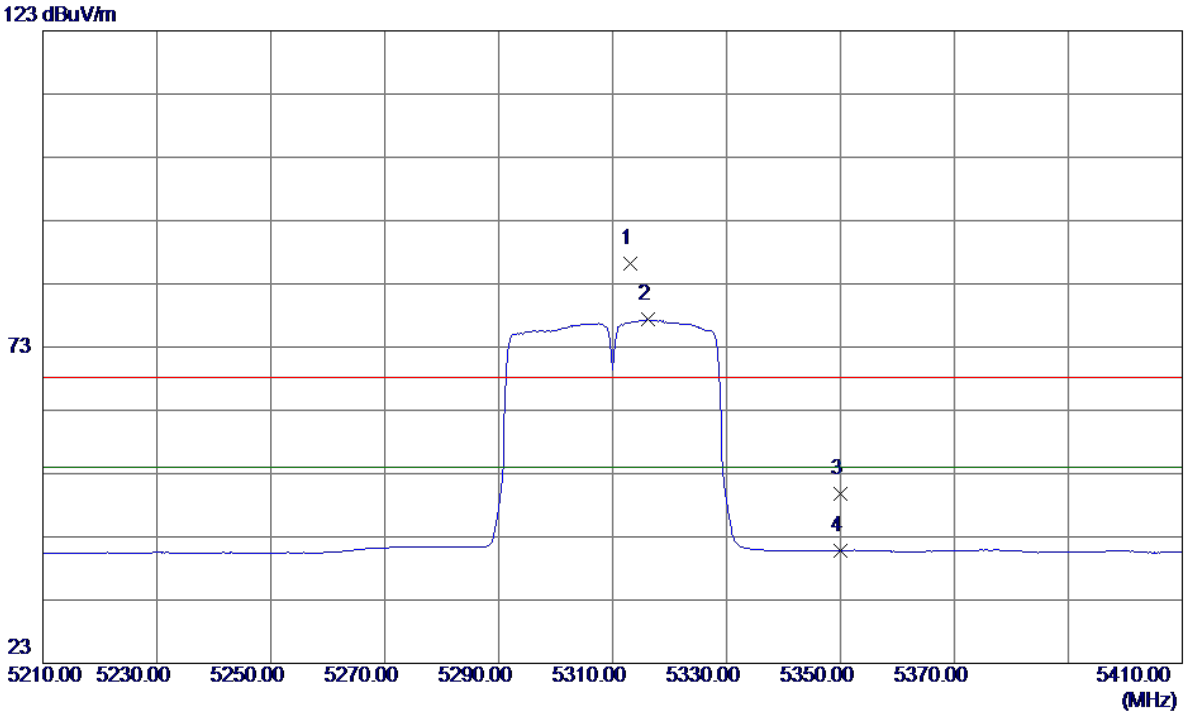

No.	Freq.	Reading Level	Correct Factor	Measure ment	Limit	Over		
	MHz	dBuV/m	dB	dBuV/m	dBuV/m	dB	Detector	Comment
1	5313.2000	45.61	40.56	86.17	68.30	17.87	Peak	no limit
2	5316.2000	36.74	40.57	77.31	54.00	23.31	AVG	no limit
3	5350.0000	9.17	40.64	49.81	68.30	-18.49	Peak	
4	5350.0000	0.12	40.64	40.76	54.00	-13.24	AVG	

Orthogonal Axis :	X
Test Mode :	UNII-2A/ TX AC40 Mode 5310MHz

Horizontal

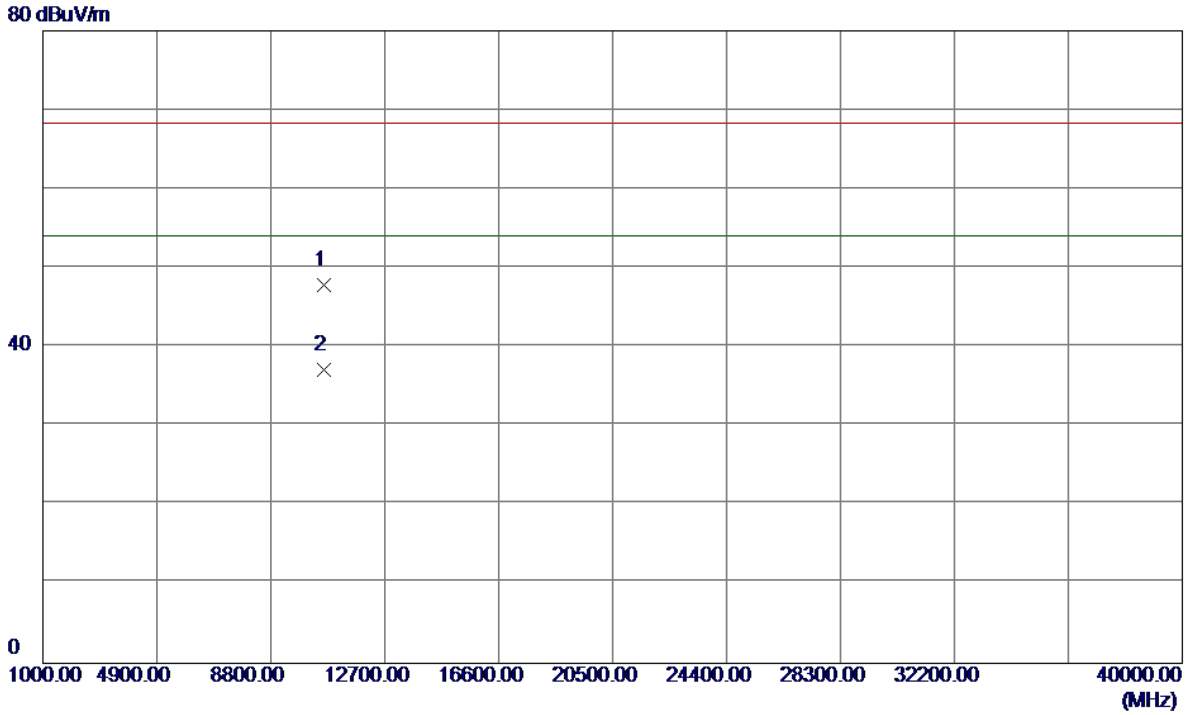

No.	Freq.	Reading Level	Correct Factor	Measure ment	Limit	Over		
	MHz	dBuV/m	dB	dBuV/m	dBuV/m	dB	Detector	Comment
1	10620.3700	33.69	14.17	47.86	68.30	-20.44	Peak	
2	10620.3700	22.99	14.17	37.16	54.00	-16.84	AVG	

Orthogonal Axis :	X
Test Mode :	UNII-2A/ TX AC80 Mode 5290MHz

Vertical

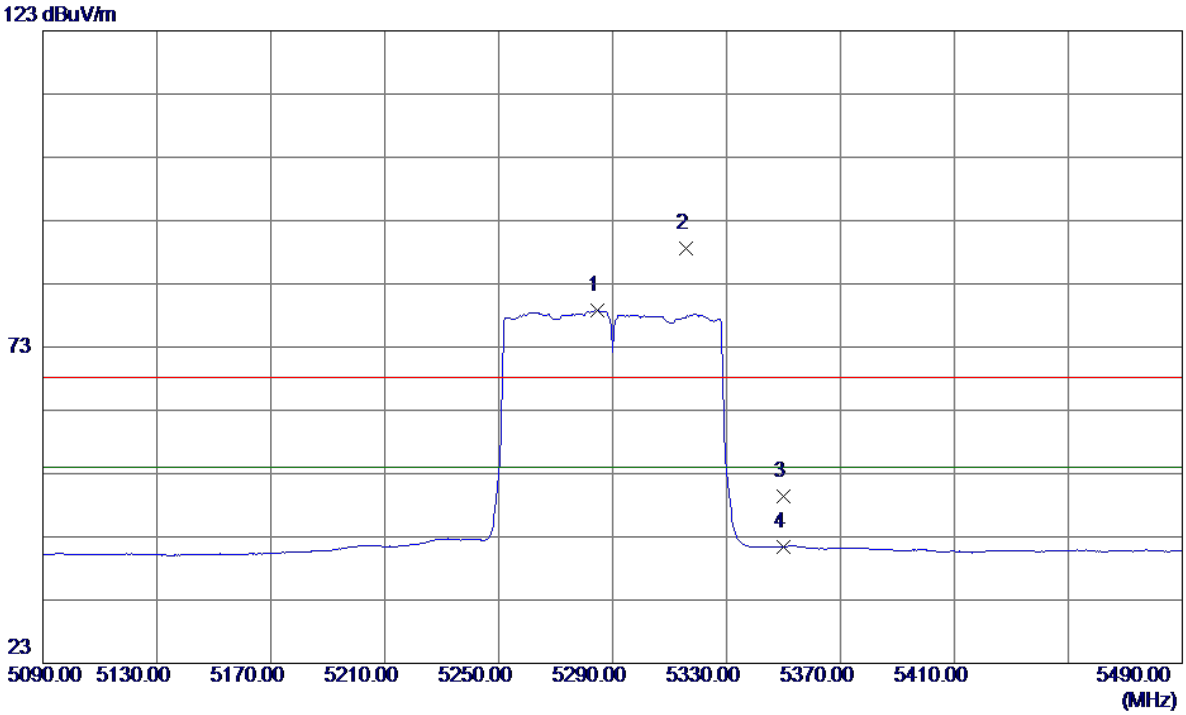

No.	Freq.	Reading Level	Correct Factor	Measure ment	Limit	Over		
	MHz	dBuV/m	dB	dBuV/m	dBuV/m	dB	Detector	Comment
1	5284.8000	38.30	40.50	78.80	54.00	24.80	AVG	no limit
2	5315.6000	48.09	40.57	88.66	68.30	20.36	Peak	no limit
3	5350.0000	8.80	40.64	49.44	68.30	-18.86	Peak	
4	5350.0000	0.82	40.64	41.46	54.00	-12.54	AVG	

Orthogonal Axis :	X
Test Mode :	UNII-2A/ TX AC80 Mode 5290MHz

Vertical

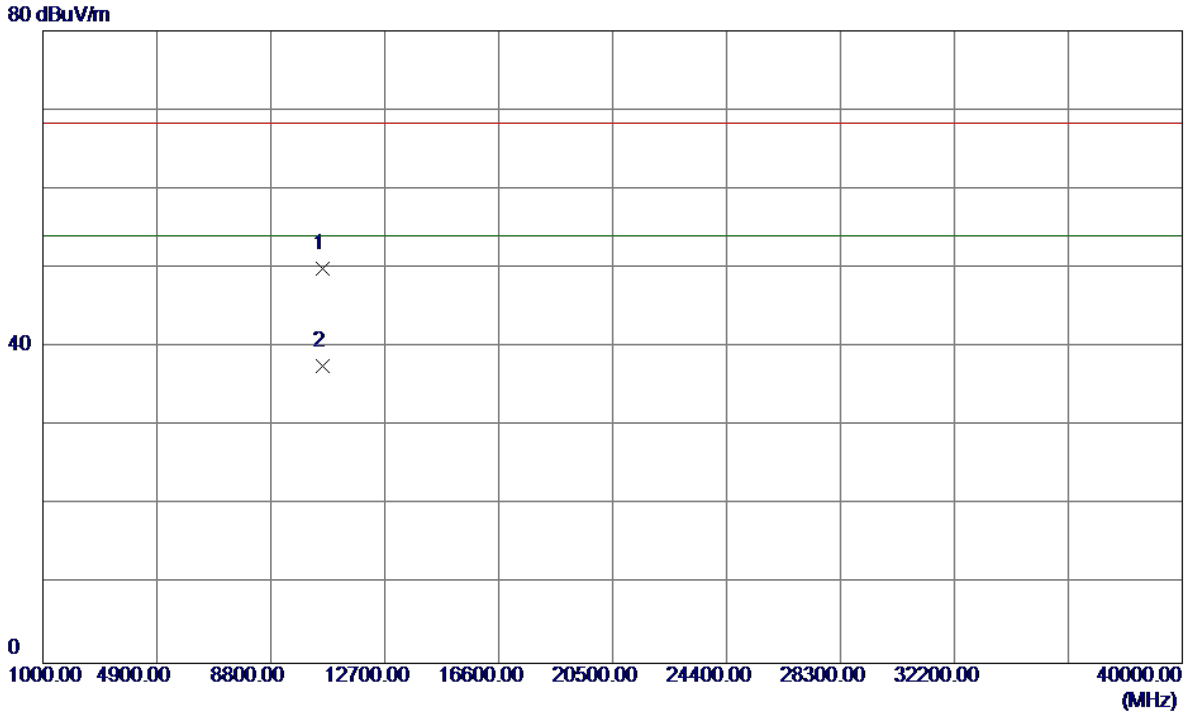

No.	Freq.	Reading Level	Correct Factor	Measure ment	Limit	Over		
	MHz	dBuV/m	dB	dBuV/m	dBuV/m	dB	Detector	Comment
1	10581.5199	35.86	14.00	49.86	68.30	-18.44	Peak	
2	10581.5199	23.58	14.00	37.58	54.00	-16.42	AVG	

Orthogonal Axis :	X
Test Mode :	UNII-2A/ TX AC80 Mode 5290MHz

Horizontal

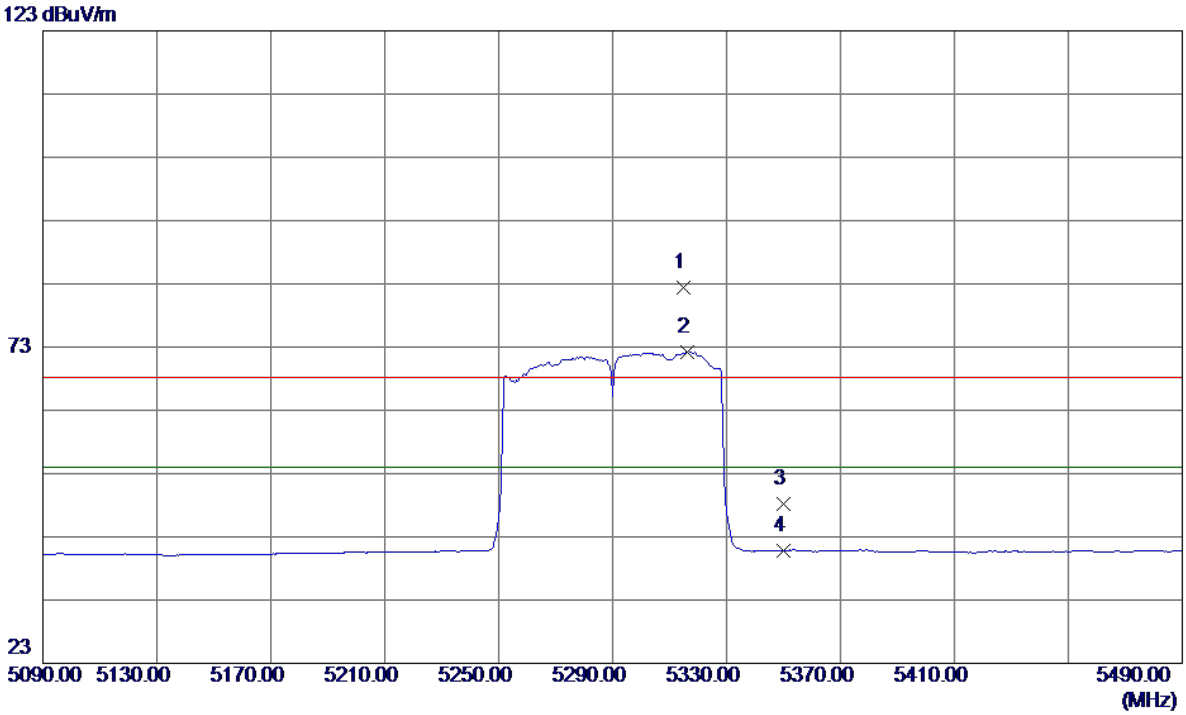

No.	Freq.	Reading Level	Correct Factor	Measure ment	Limit	Over		
	MHz	dBuV/m	dB	dBuV/m	dBuV/m	dB	Detector	Comment
1	5314.8000	41.87	40.57	82.44	68.30	14.14	Peak	no limit
2	5316.4000	31.62	40.57	72.19	54.00	18.19	AVG	no limit
3	5350.0000	7.65	40.64	48.29	68.30	-20.01	Peak	
4	5350.0000	0.18	40.64	40.82	54.00	-13.18	AVG	

Orthogonal Axis :	X
Test Mode :	UNII-2A/ TX AC80 Mode 5290MHz

Horizontal

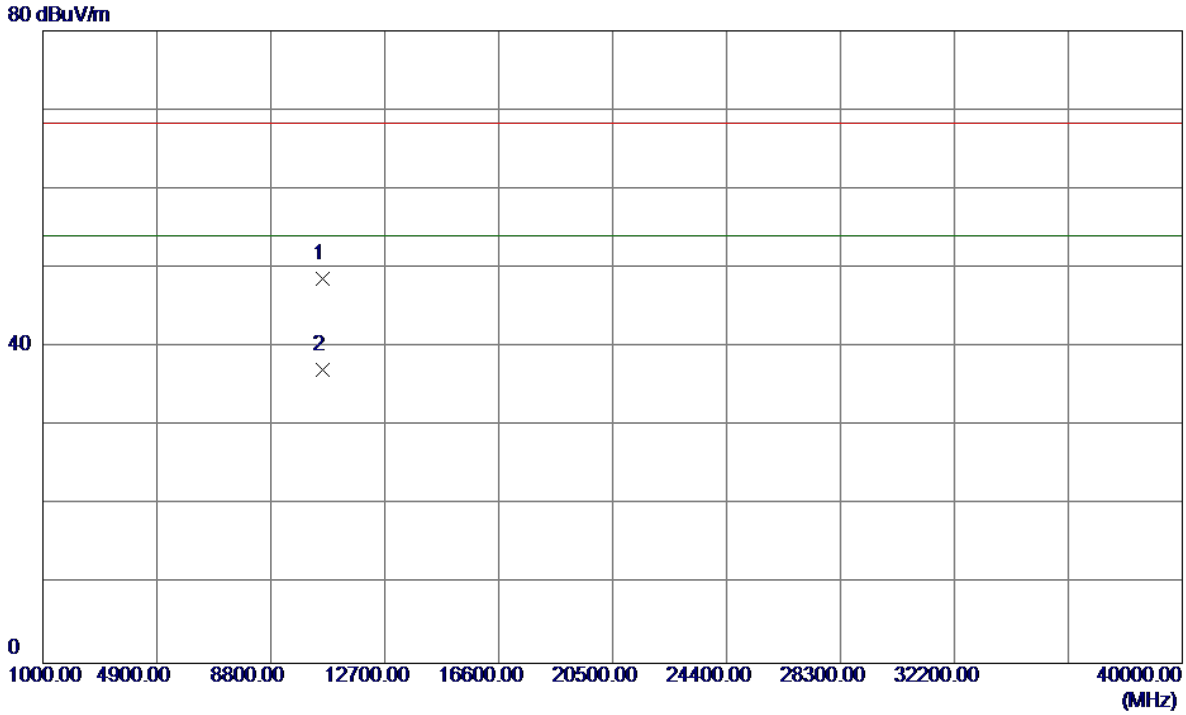

No.	Freq.	Reading Level	Correct Factor	Measure ment	Limit	Over		
	MHz	dBuV/m	dB	dBuV/m	dBuV/m	dB	Detector	Comment
1	10580.9900	34.57	14.00	48.57	68.30	-19.73	Peak	
2	10580.9900	23.14	14.00	37.14	54.00	-16.86	AVG	

Orthogonal Axis :	X
Test Mode :	UNII-2C/ TX AC20 Mode 5500MHz

Vertical

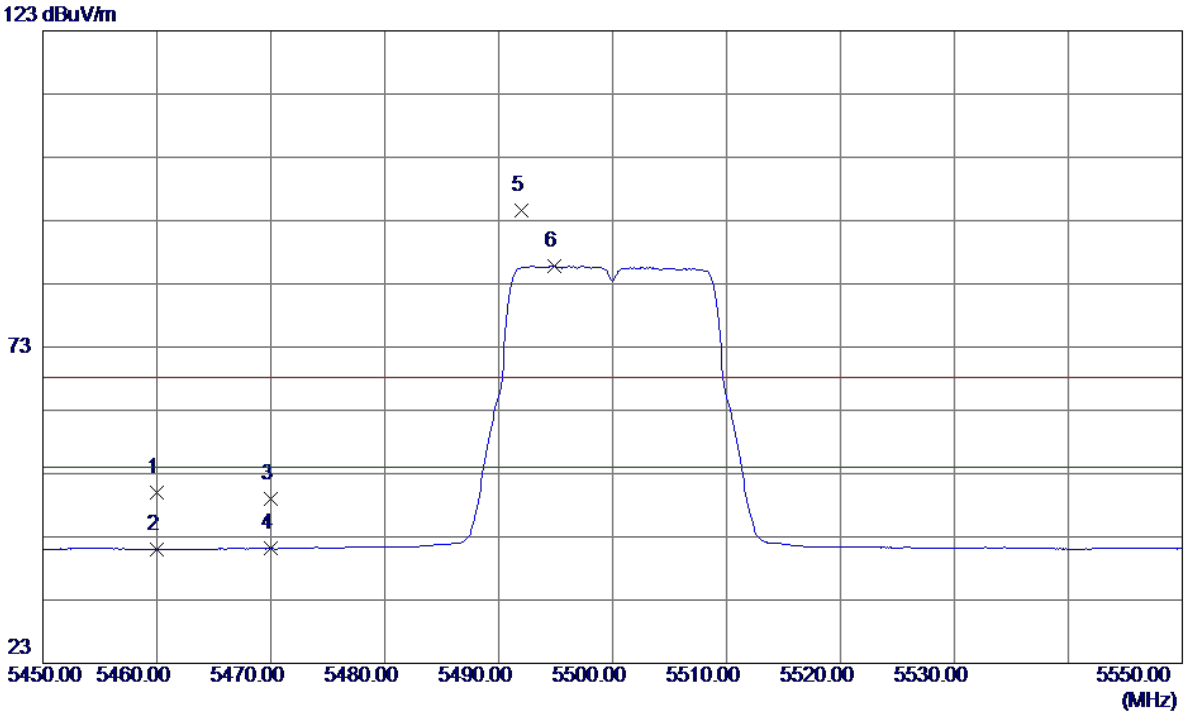

No.	Freq.	Reading Level	Correct Factor	Measure ment	Limit	Over		
	MHz	dBuV/m	dB	dBuV/m	dBuV/m	dB	Detector	Comment
1	5460.0000	9.12	40.88	50.00	68.30	-18.30	Peak	
2	5460.0000	0.08	40.88	40.96	54.00	-13.04	AVG	
3	5470.0000	8.04	40.90	48.94	68.30	-19.36	Peak	
4	5470.0000	0.24	40.90	41.14	54.00	-12.86	AVG	
5	5492.0000	53.72	40.94	94.66	68.30	26.36	Peak	no limit
6	5494.9000	44.88	40.95	85.83	54.00	31.83	AVG	no limit

Orthogonal Axis :	X
Test Mode :	UNII-2C/ TX AC20 Mode 5500MHz

Vertical

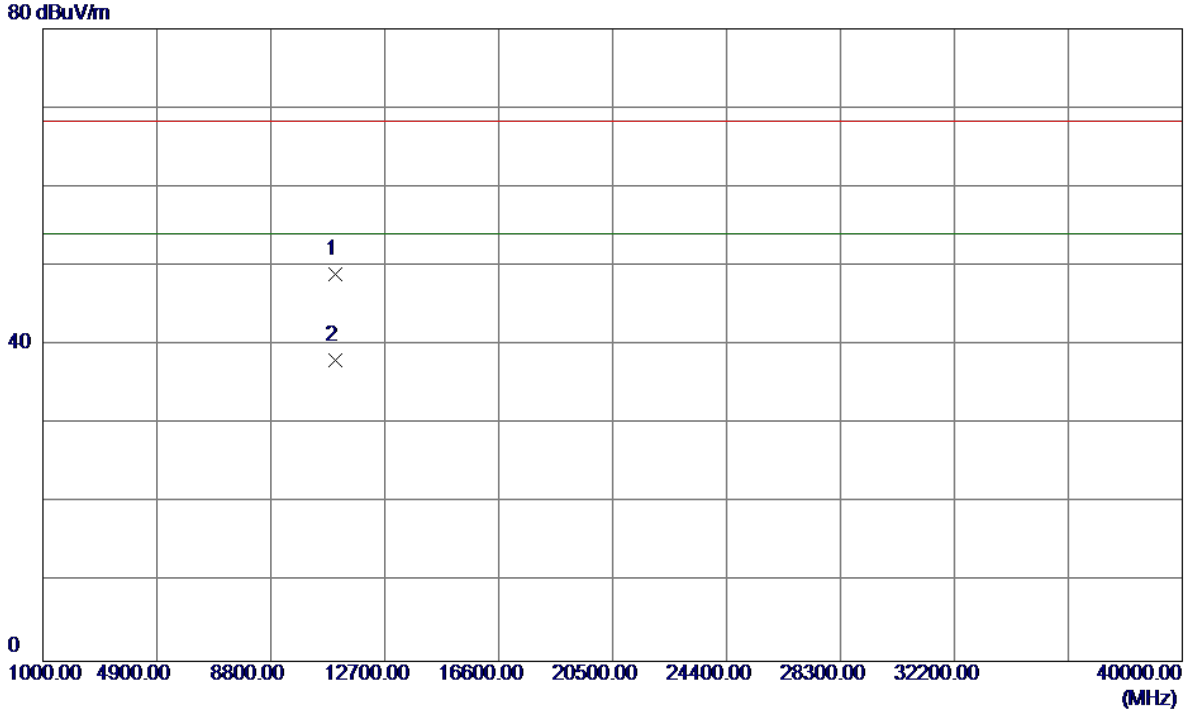

No.	Freq.	Reading Level	Correct Factor	Measure ment	Limit	Over		
	MHz	dBuV/m	dB	dBuV/m	dBuV/m	dB	Detector	Comment
1	11000.1600	33.22	15.75	48.97	68.30	-19.33	Peak	
2	11000.1600	22.30	15.75	38.05	54.00	-15.95	AVG	

Orthogonal Axis :	X
Test Mode :	UNII-2C/ TX AC20 Mode 5500MHz

Horizontal

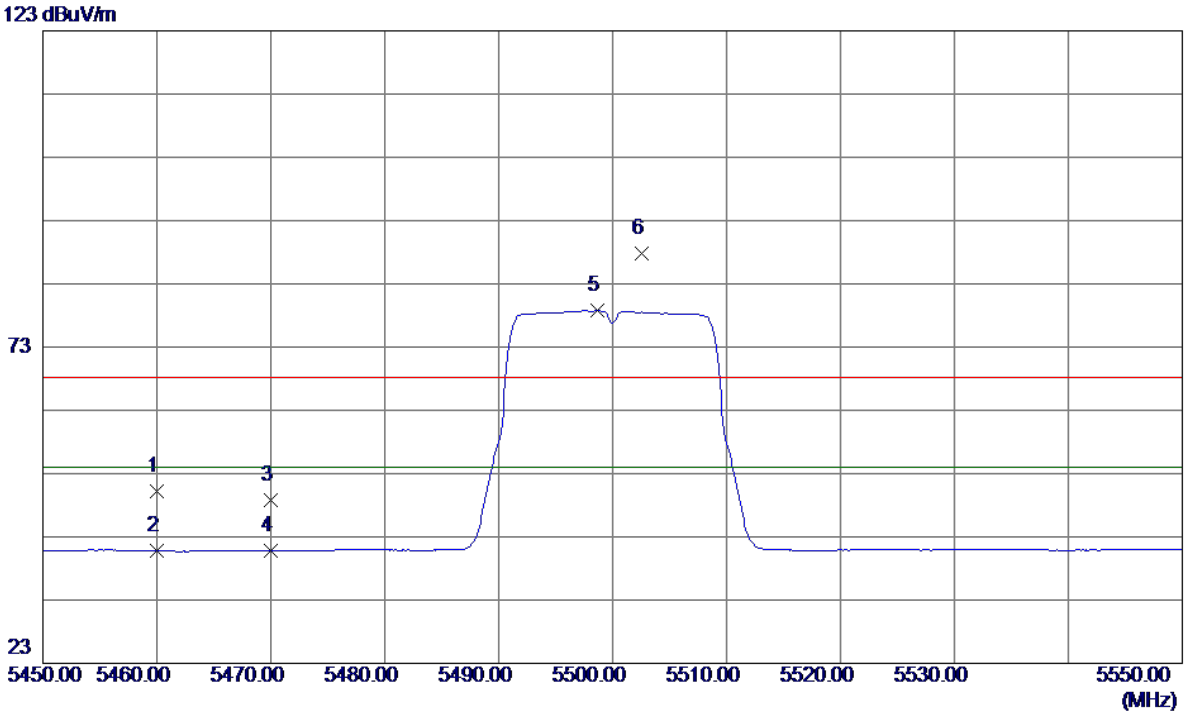

No.	Freq.	Reading Level	Correct Factor	Measure ment	Limit	Over		
	MHz	dBuV/m	dB	dBuV/m	dBuV/m	dB	Detector	Comment
1	5460.0000	9.31	40.88	50.19	68.30	-18.11	Peak	
2	5460.0000	-0.16	40.88	40.72	54.00	-13.28	AVG	
3	5470.0000	7.84	40.90	48.74	68.30	-19.56	Peak	
4	5470.0000	-0.16	40.90	40.74	54.00	-13.26	AVG	
5	5498.7000	37.78	40.96	78.74	54.00	24.74	AVG	no limit
6	5502.6000	46.84	40.96	87.80	68.30	19.50	Peak	no limit

Orthogonal Axis :	X
Test Mode :	UNII-2C/ TX AC20 Mode 5500MHz

Horizontal

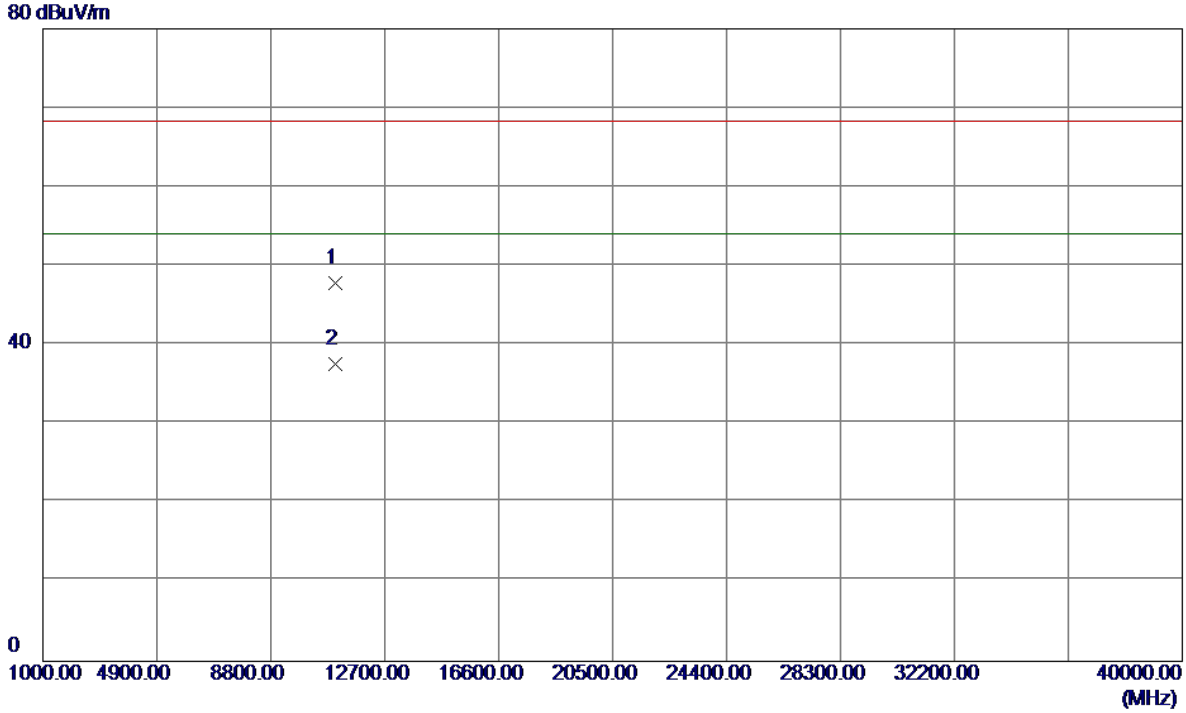

No.	Freq.	Reading Level	Correct Factor	Measure ment	Limit	Over		
	MHz	dBuV/m	dB	dBuV/m	dBuV/m	dB	Detector	Comment
1	11000.0800	32.07	15.75	47.82	68.30	-20.48	Peak	
2	11000.0800	21.90	15.75	37.65	54.00	-16.35	AVG	

Orthogonal Axis :	X
Test Mode :	UNII-2C/ TX AC20 Mode 5580MHz

Vertical

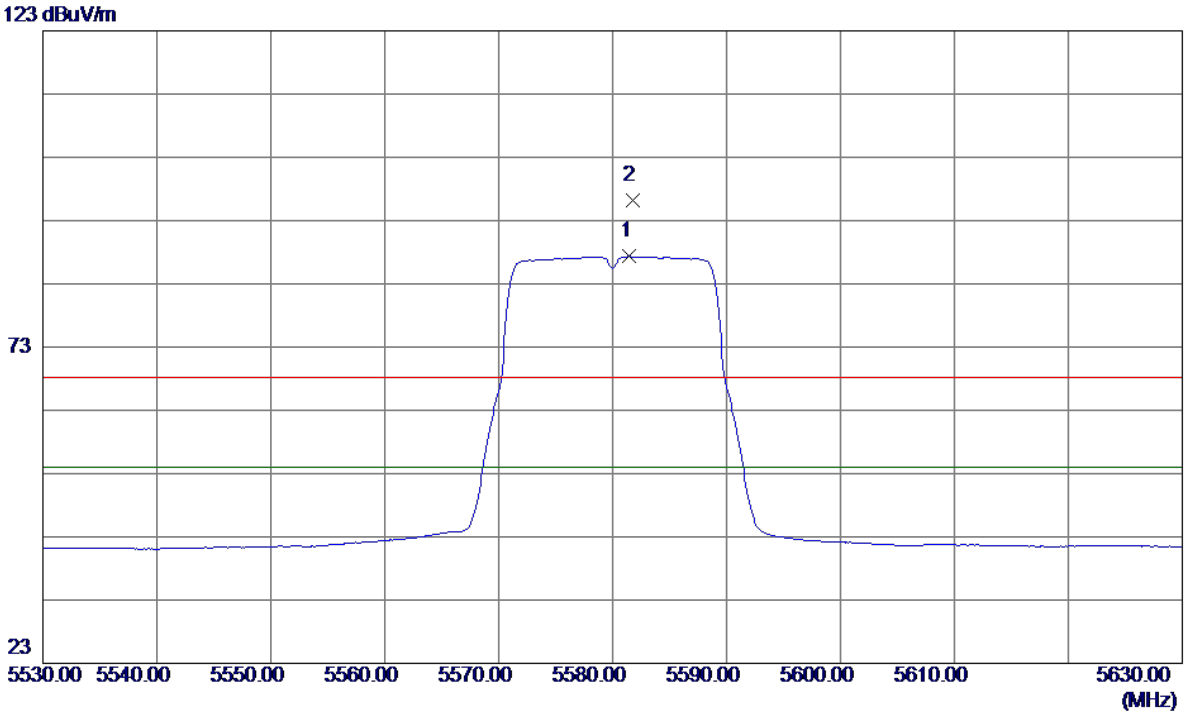

No.	Freq.	Reading Level	Correct Factor	Measure ment	Limit	Over		
	MHz	dBuV/m	dB	dBuV/m	dBuV/m	dB	Detector	Comment
1	5581.5000	46.24	41.07	87.31	54.00	33.31	AVG	no limit
2	5581.8000	55.09	41.07	96.16	68.30	27.86	Peak	no limit

Orthogonal Axis :	X
Test Mode :	UNII-2C/ TX AC20 Mode 5580MHz

Vertical

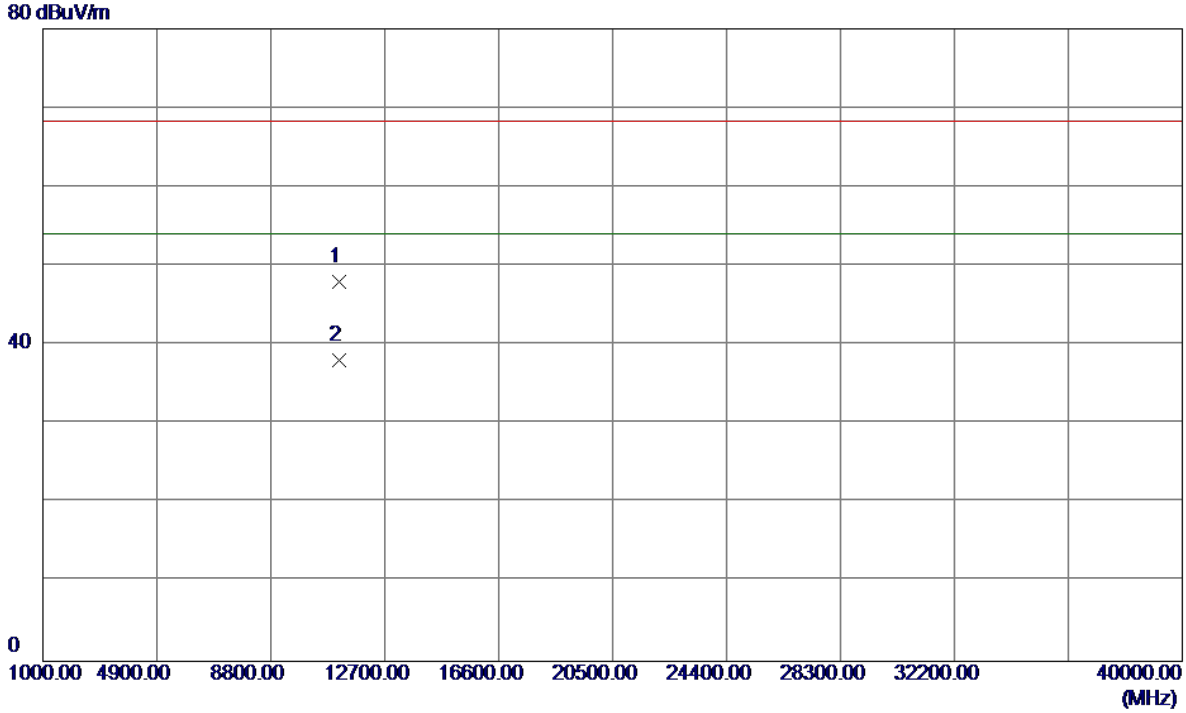

No.	Freq.	Reading Level	Correct Factor	Measure ment	Limit	Over		
	MHz	dBuV/m	dB	dBuV/m	dBuV/m	dB	Detector	Comment
1	11160.7100	31.89	16.13	48.02	68.30	-20.28	Peak	
2	11160.7100	21.88	16.13	38.01	54.00	-15.99	AVG	

Orthogonal Axis :	X
Test Mode :	UNII-2C/ TX AC20 Mode 5580MHz

Horizontal

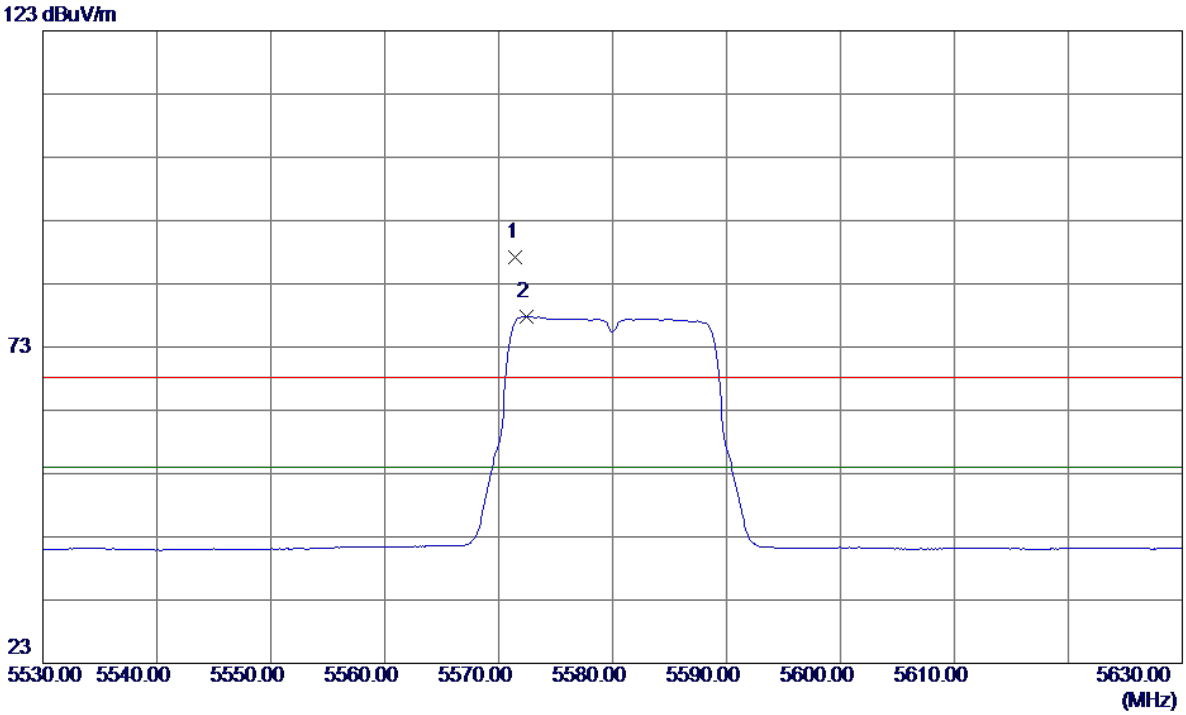

No.	Freq.	Reading Level	Correct Factor	Measure ment	Limit	Over		
	MHz	dBuV/m	dB	dBuV/m	dBuV/m	dB	Detector	Comment
1	5571.5000	46.06	41.06	87.12	68.30	18.82	Peak	no limit
2	5572.4000	36.78	41.06	77.84	54.00	23.84	AVG	no limit

Orthogonal Axis :	X
Test Mode :	UNII-2C/ TX AC20 Mode 5580MHz

Horizontal

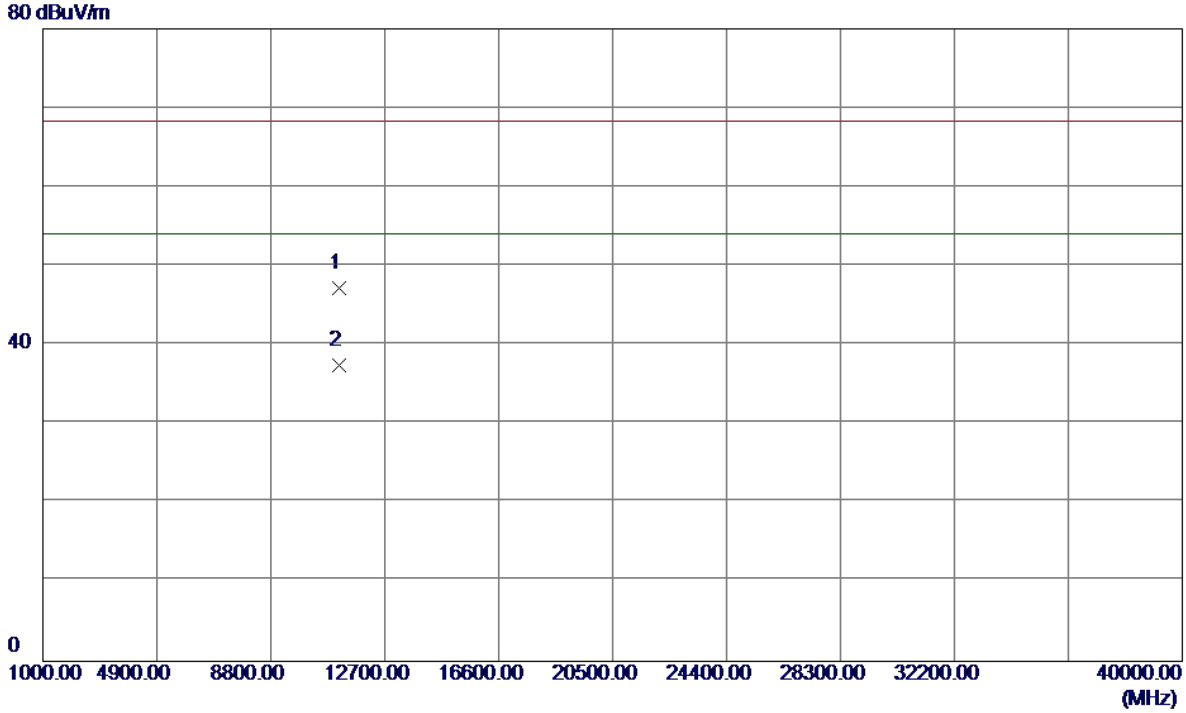

No.	Freq.	Reading Level	Correct Factor	Measure ment	Limit	Over		
	MHz	dBuV/m	dB	dBuV/m	dBuV/m	dB	Detector	Comment
1	11160.0300	31.10	16.13	47.23	68.30	-21.07	Peak	
2	11160.0300	21.29	16.13	37.42	54.00	-16.58	AVG	

Orthogonal Axis :	X
Test Mode :	UNII-2C/ TX AC20 Mode 5700MHz

Vertical

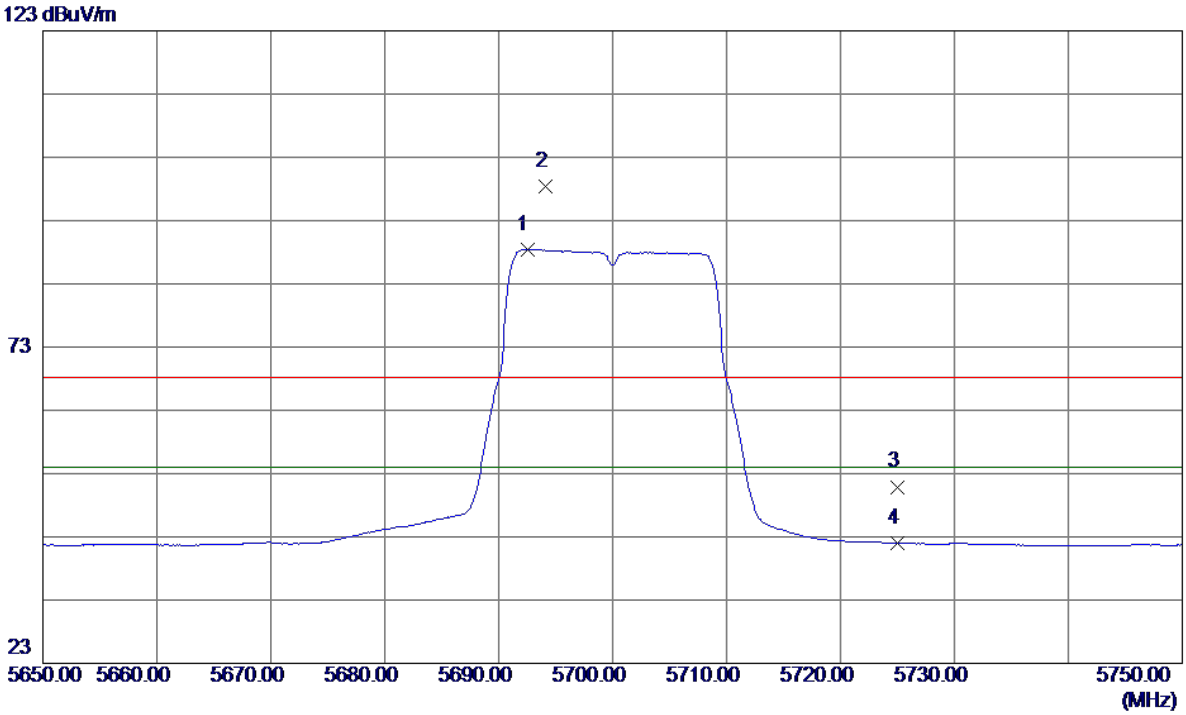

No.	Freq.	Reading Level	Correct Factor	Measure ment	Limit	Over		
	MHz	dBuV/m	dB	dBuV/m	dBuV/m	dB	Detector	Comment
1	5692.5000	47.22	41.22	88.44	54.00	34.44	AVG	no limit
2	5694.1000	57.22	41.22	98.44	68.30	30.14	Peak	no limit
3	5725.0000	9.63	41.27	50.90	68.30	-17.40	Peak	
4	5725.0000	0.73	41.27	42.00	54.00	-12.00	AVG	

Orthogonal Axis :	X
Test Mode :	UNII-2C/ TX AC20 Mode 5700MHz

Vertical

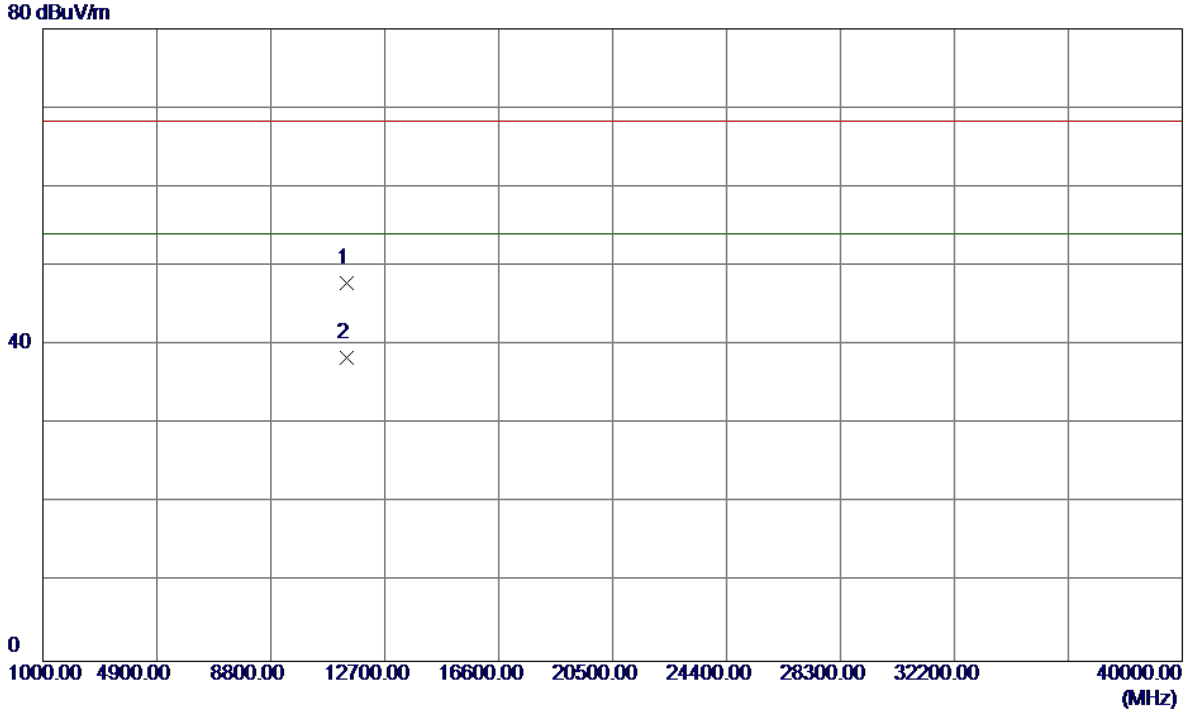

No.	Freq.	Reading Level	Correct Factor	Measure ment	Limit	Over		
	MHz	dBuV/m	dB	dBuV/m	dBuV/m	dB	Detector	Comment
1	11400.7900	31.21	16.70	47.91	68.30	-20.39	Peak	
2	11400.7900	21.63	16.70	38.33	54.00	-15.67	AVG	

Orthogonal Axis :	X
Test Mode :	UNII-2C/ TX AC20 Mode 5700MHz

Horizontal

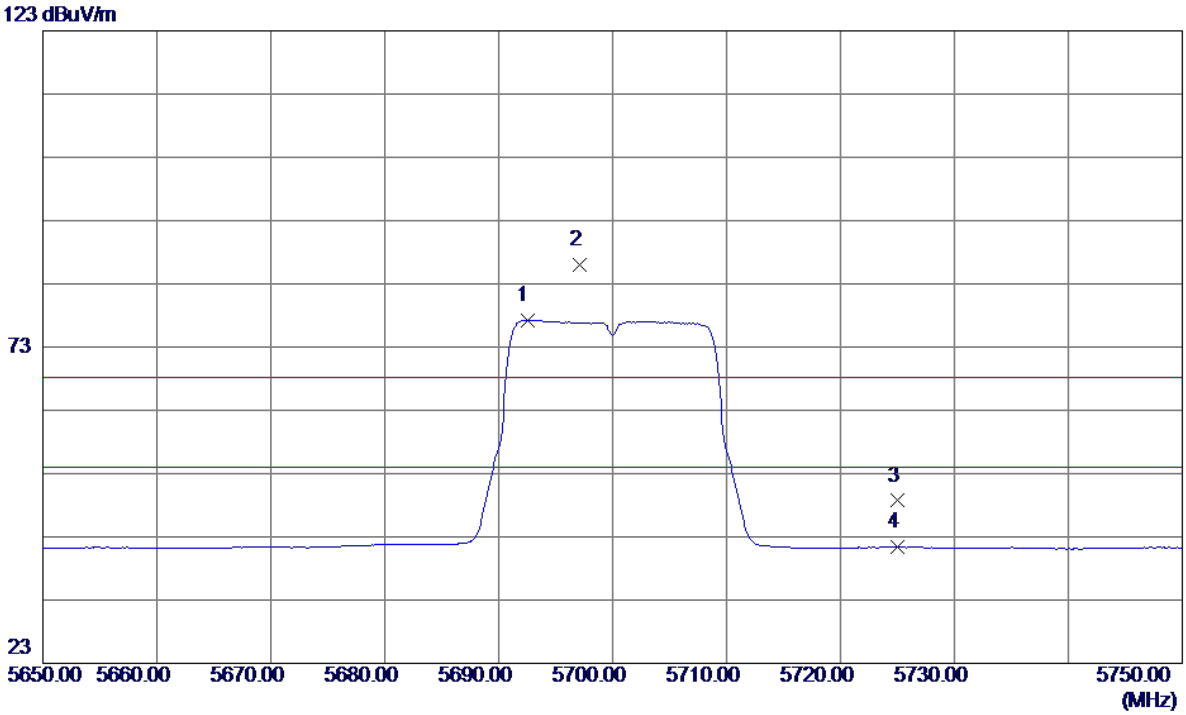

No.	Freq.	Reading Level	Correct Factor	Measure ment	Limit	Over		
	MHz	dBuV/m	dB	dBuV/m	dBuV/m	dB	Detector	Comment
1	5692.5000	36.04	41.22	77.26	54.00	23.26	AVG	no limit
2	5697.1000	44.84	41.23	86.07	68.30	17.77	Peak	no limit
3	5725.0000	7.43	41.27	48.70	68.30	-19.60	Peak	
4	5725.0000	0.14	41.27	41.41	54.00	-12.59	AVG	

Orthogonal Axis :	X
Test Mode :	UNII-2C/ TX AC20 Mode 5700MHz

Horizontal

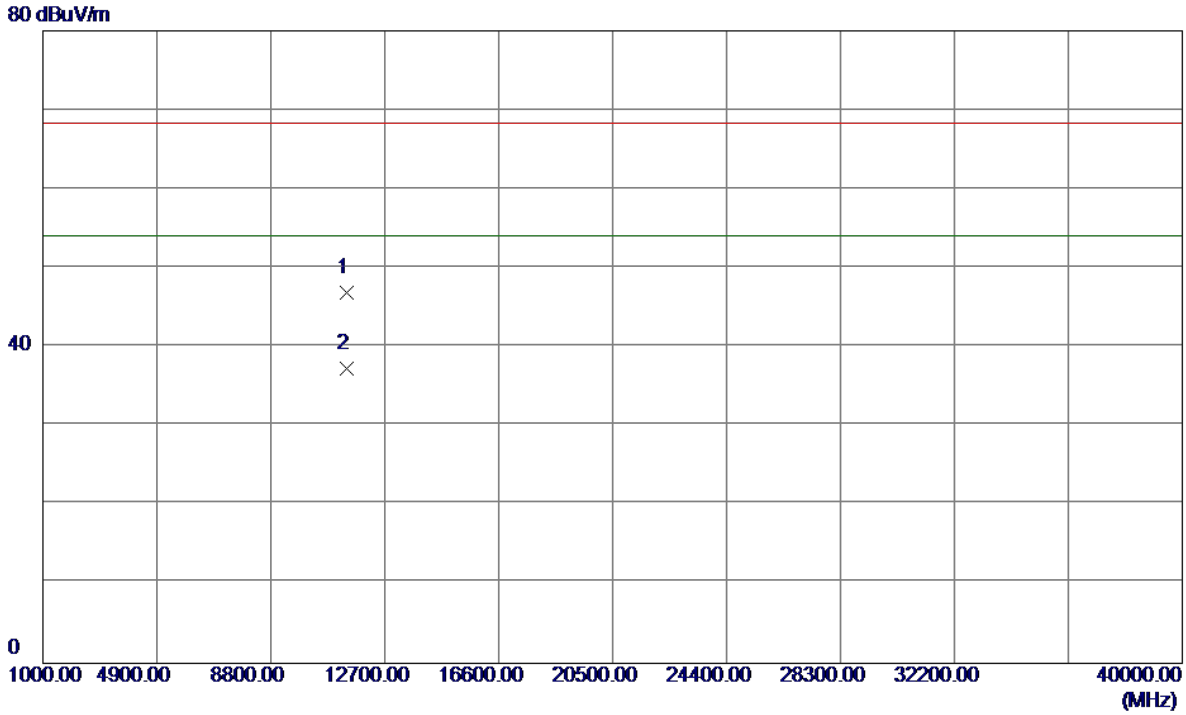

No.	Freq.	Reading Level	Correct Factor	Measure ment	Limit	Over		
	MHz	dBuV/m	dB	dBuV/m	dBuV/m	dB	Detector	Comment
1	11400.0500	30.14	16.70	46.84	68.30	-21.46	Peak	
2	11400.0500	20.64	16.70	37.34	54.00	-16.66	AVG	

Orthogonal Axis :	X
Test Mode :	UNII-2C/ TX AC40 Mode 5510MHz

Vertical

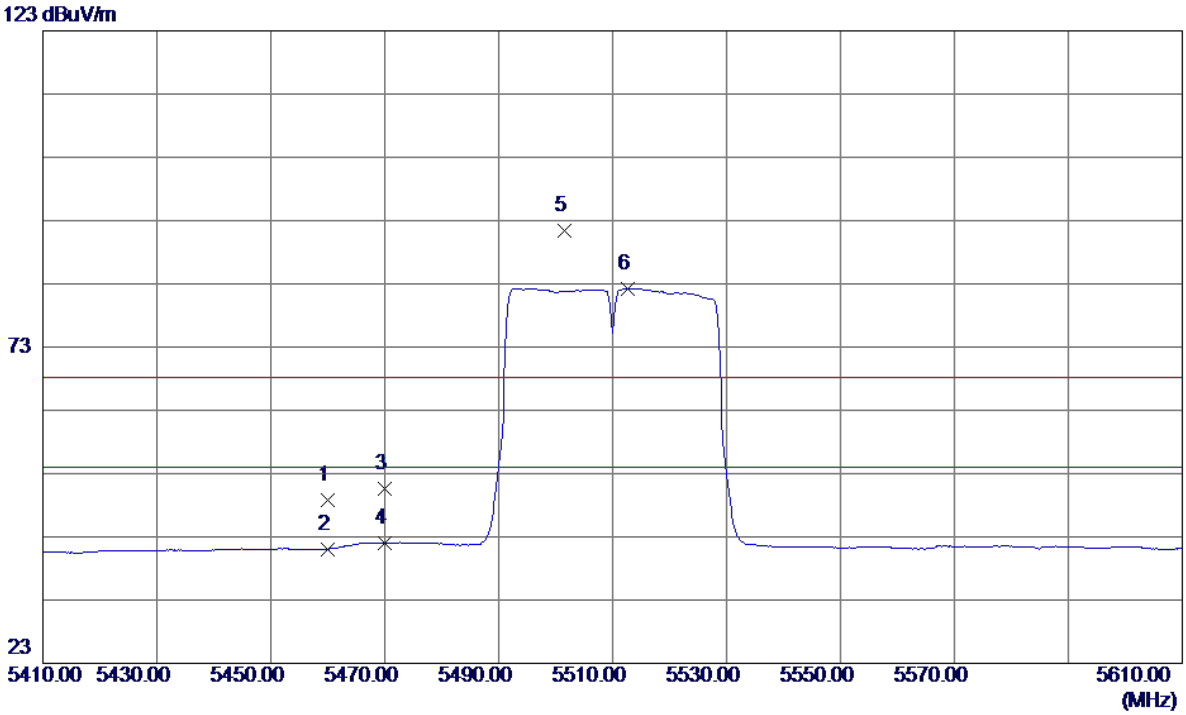

No.	Freq.	Reading Level	Correct Factor	Measure ment	Limit	Over		
	MHz	dBuV/m	dB	dBuV/m	dBuV/m	dB	Detector	Comment
1	5460.0000	7.89	40.88	48.77	68.30	-19.53	Peak	
2	5460.0000	0.14	40.88	41.02	54.00	-12.98	AVG	
3	5470.0000	9.74	40.90	50.64	68.30	-17.66	Peak	
4	5470.0000	1.13	40.90	42.03	54.00	-11.97	AVG	
5	5501.6000	50.37	40.96	91.33	68.30	23.03	Peak	no limit
6	5512.6000	41.31	40.98	82.29	54.00	28.29	AVG	no limit

Orthogonal Axis :	X
Test Mode :	UNII-2C/ TX AC40 Mode 5510MHz

Vertical

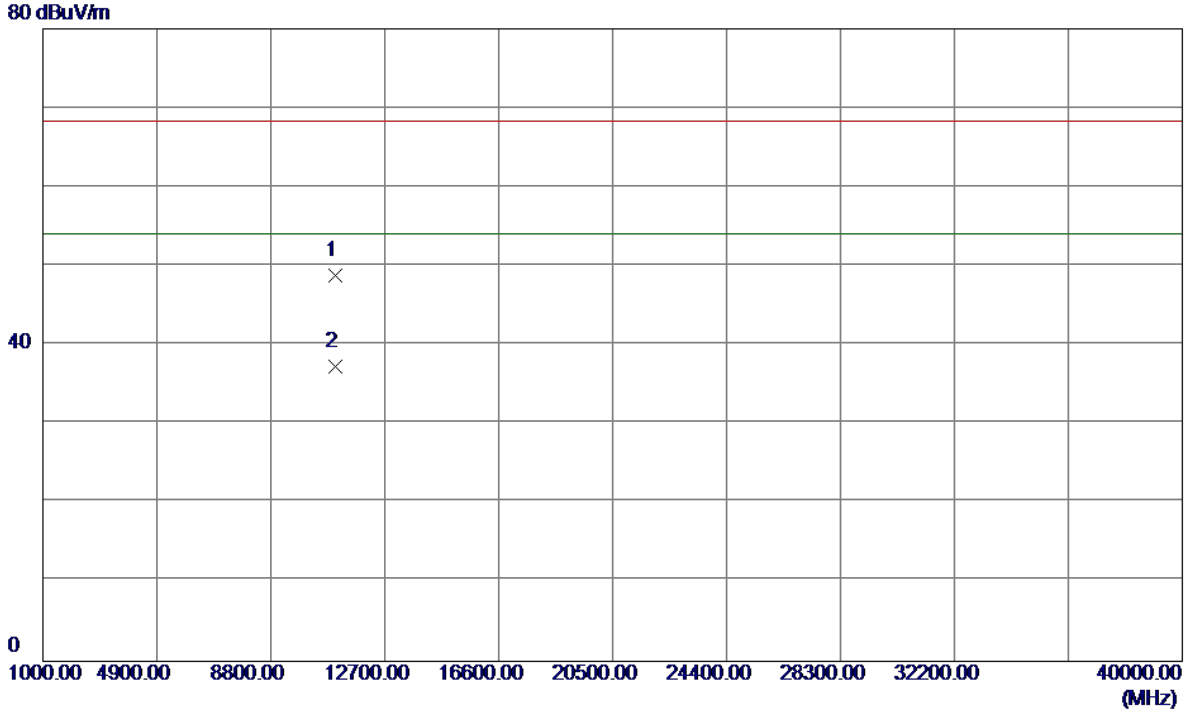

No.	Freq.	Reading Level	Correct Factor	Measure ment	Limit	Over		
	MHz	dBuV/m	dB	dBuV/m	dBuV/m	dB	Detector	Comment
1	11020.0300	32.95	15.80	48.75	68.30	-19.55	Peak	
2	11020.0300	21.54	15.80	37.34	54.00	-16.66	AVG	

Orthogonal Axis :	X
Test Mode :	UNII-2C/ TX AC40 Mode 5510MHz

Horizontal

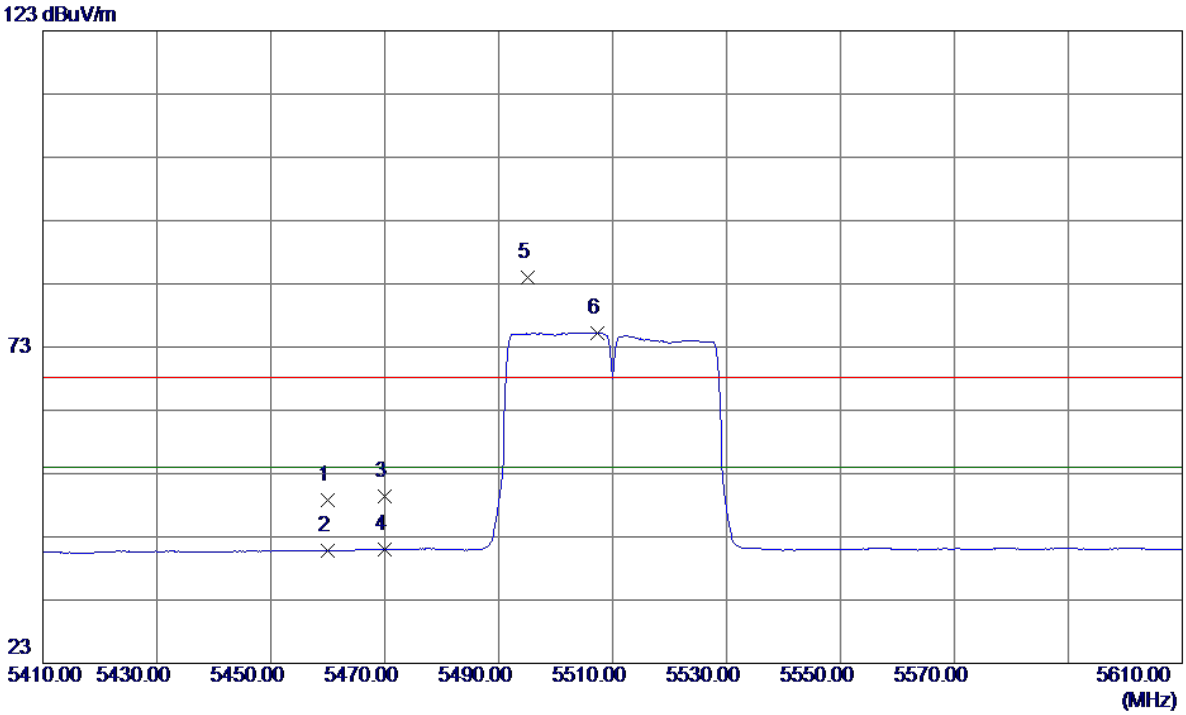

No.	Freq.	Reading Level	Correct Factor	Measure ment	Limit	Over		
	MHz	dBuV/m	dB	dBuV/m	dBuV/m	dB	Detector	Comment
1	5460.0000	7.99	40.88	48.87	68.30	-19.43	Peak	
2	5460.0000	-0.16	40.88	40.72	54.00	-13.28	AVG	
3	5470.0000	8.41	40.90	49.31	68.30	-18.99	Peak	
4	5470.0000	0.08	40.90	40.98	54.00	-13.02	AVG	
5	5495.2000	43.09	40.95	84.04	68.30	15.74	Peak	no limit
6	5507.4000	34.31	40.97	75.28	54.00	21.28	AVG	no limit

Orthogonal Axis :	X
Test Mode :	UNII-2C/ TX AC40 Mode 5510MHz

Horizontal

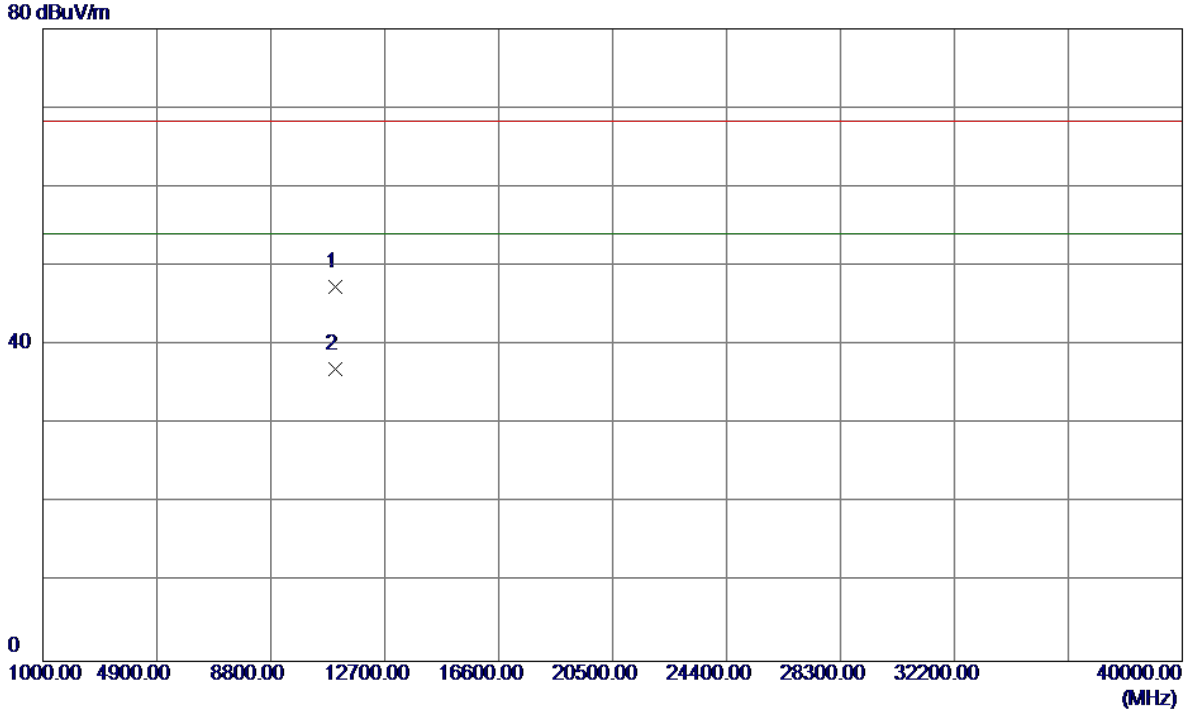

No.	Freq.	Reading Level	Correct Factor	Measure ment	Limit	Over		
	MHz	dBuV/m	dB	dBuV/m	dBuV/m	dB	Detector	Comment
1	11020.8800	31.59	15.80	47.39	68.30	-20.91	Peak	
2	11020.8800	21.14	15.80	36.94	54.00	-17.06	AVG	

Orthogonal Axis :	X
Test Mode :	UNII-2C/ TX AC40 Mode 5550MHz

Vertical

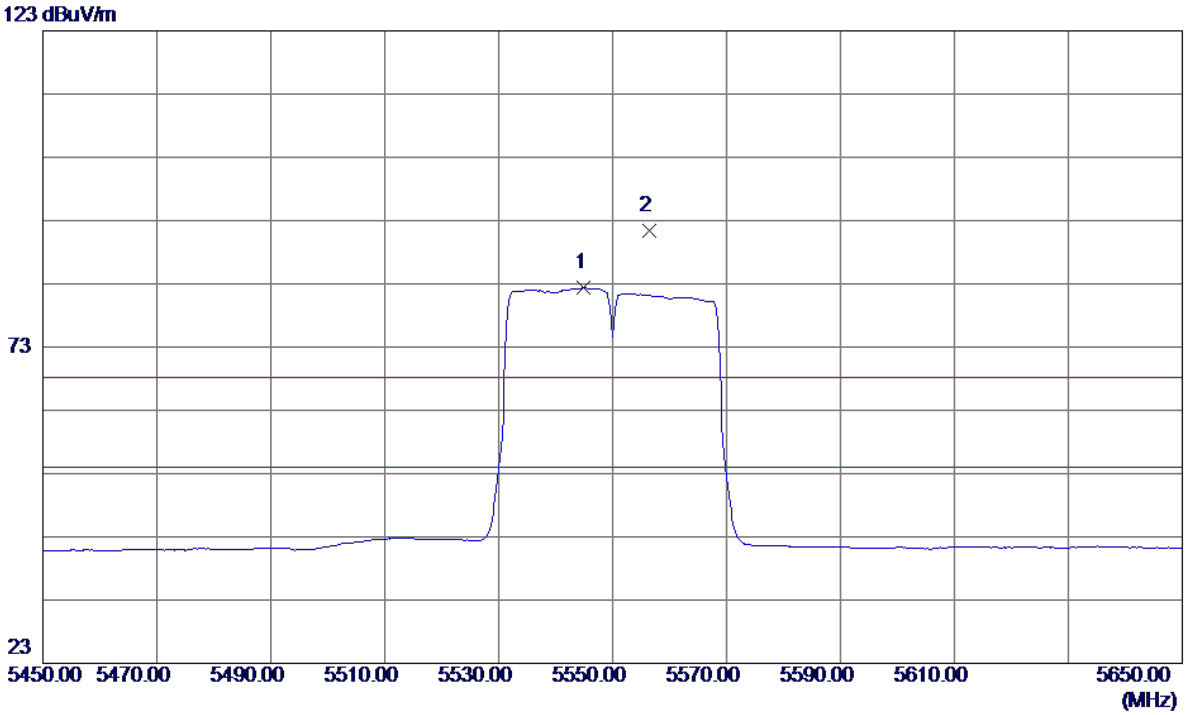

No.	Freq.	Reading Level	Correct Factor	Measure ment	Limit	Over		
	MHz	dBuV/m	dB	dBuV/m	dBuV/m	dB	Detector	Comment
1	5545.0000	41.32	41.02	82.34	54.00	28.34	AVG	no limit
2	5556.4000	50.45	41.04	91.49	68.30	23.19	Peak	no limit

Orthogonal Axis :	X
Test Mode :	UNII-2C/ TX AC40 Mode 5550MHz

Vertical

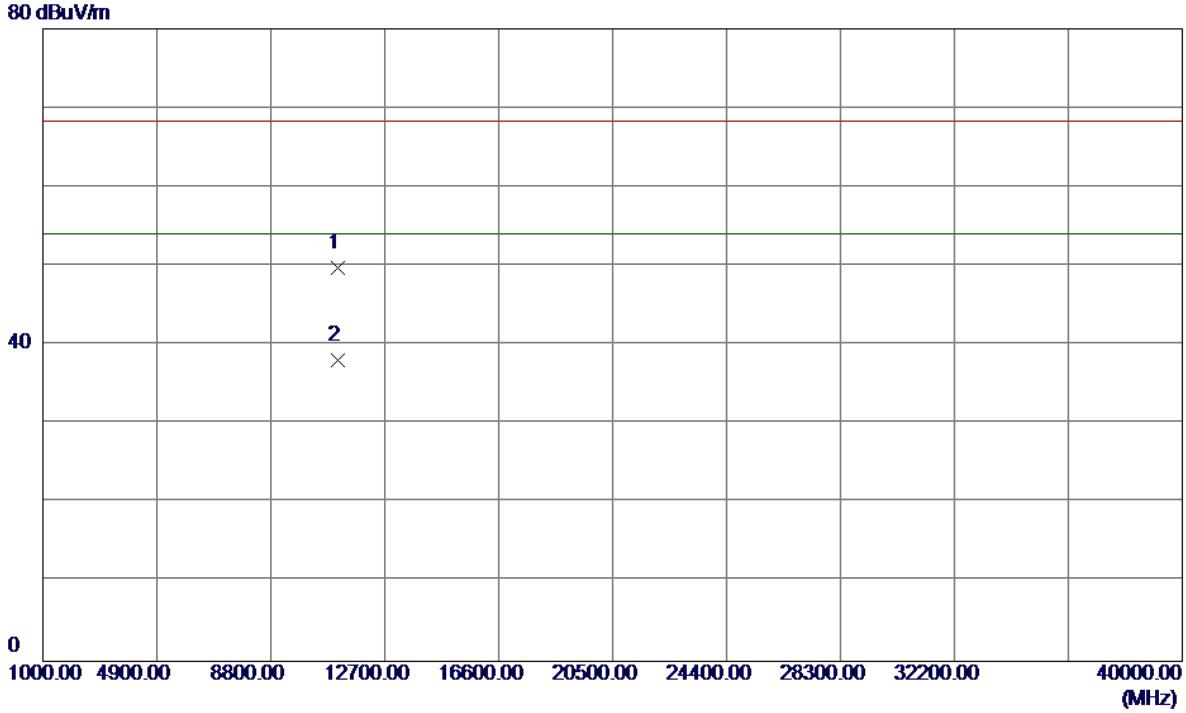

No.	Freq.	Reading Level	Correct Factor	Measure ment	Limit	Over		
	MHz	dBuV/m	dB	dBuV/m	dBuV/m	dB	Detector	Comment
1	11100.5800	33.75	15.99	49.74	68.30	-18.56	Peak	
2	11100.5800	22.14	15.99	38.13	54.00	-15.87	AVG	

Orthogonal Axis :	X
Test Mode :	UNII-2C/ TX AC40 Mode 5550MHz

Horizontal

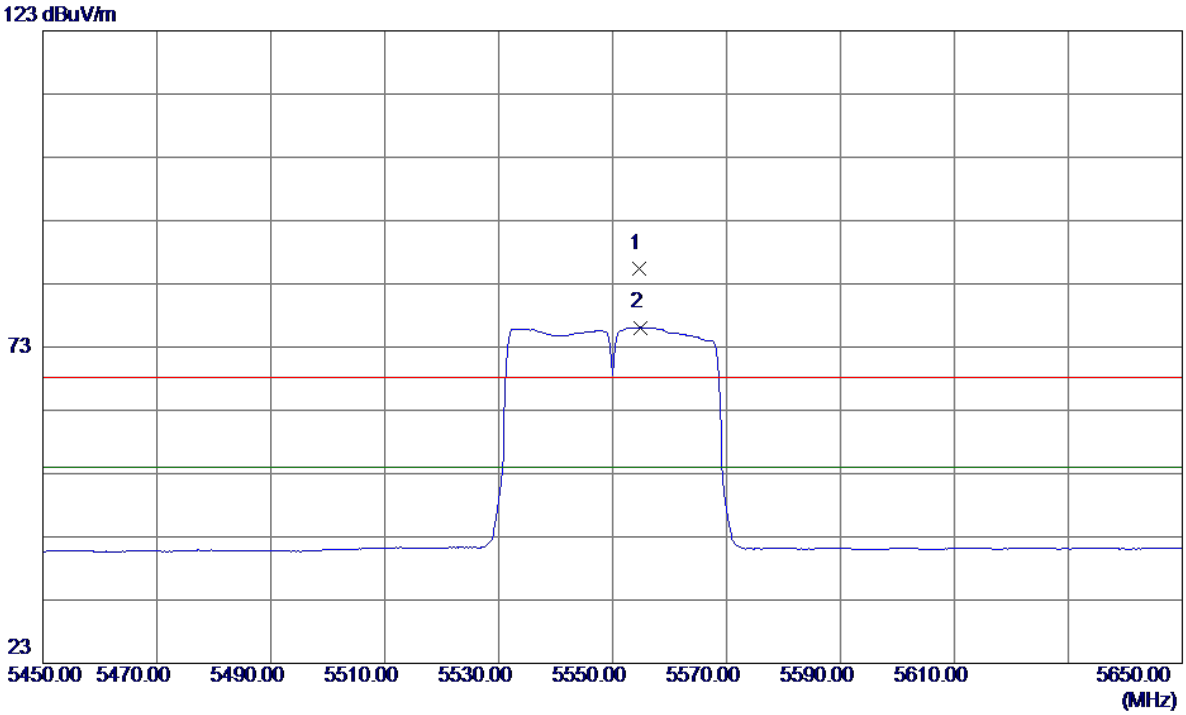

No.	Freq.	Reading Level	Correct Factor	Measure ment	Limit	Over		
	MHz	dBuV/m	dB	dBuV/m	dBuV/m	dB	Detector	Comment
1	5554.6000	44.41	41.03	85.44	68.30	17.14	Peak	no limit
2	5554.8000	35.07	41.03	76.10	54.00	22.10	AVG	no limit

Orthogonal Axis :	X
Test Mode :	UNII-2C/ TX AC40 Mode 5550MHz

Horizontal

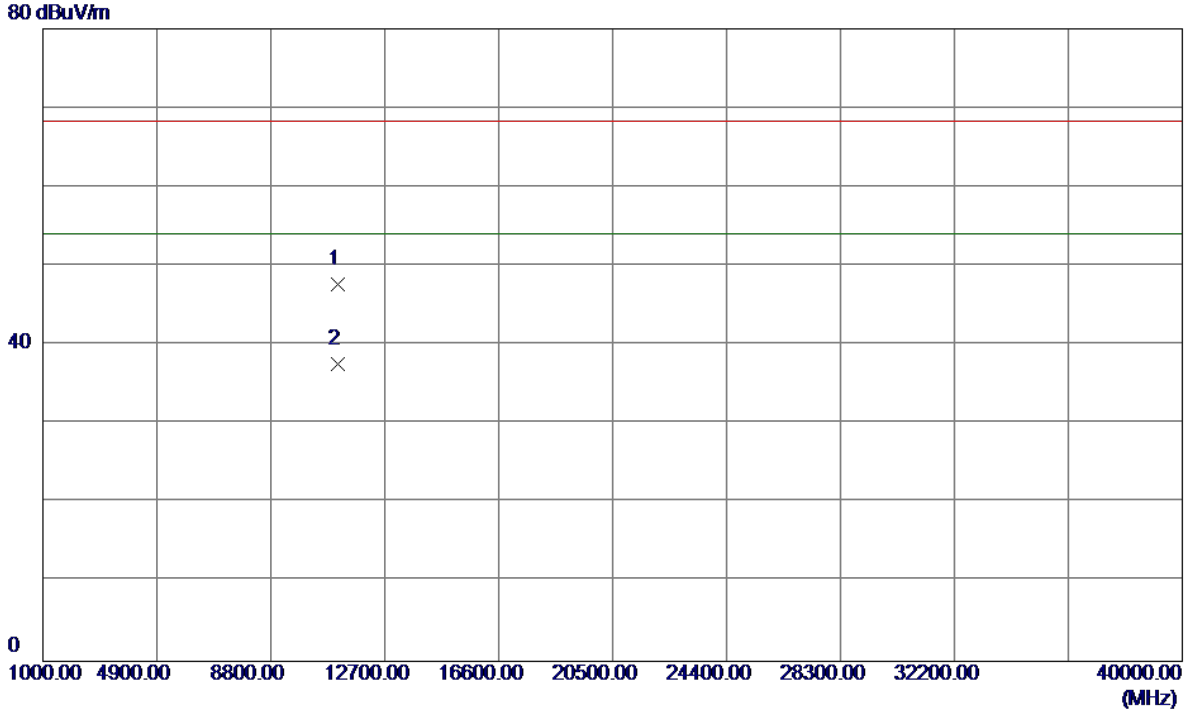

No.	Freq.	Reading Level	Correct Factor	Measure ment	Limit	Over		
	MHz	dBuV/m	dB	dBuV/m	dBuV/m	dB	Detector	Comment
1	11100.9800	31.65	15.99	47.64	68.30	-20.66	Peak	
2	11100.9800	21.55	15.99	37.54	54.00	-16.46	AVG	

Orthogonal Axis :	X
Test Mode :	UNII-2C/ TX AC40 Mode 5670MHz

Vertical

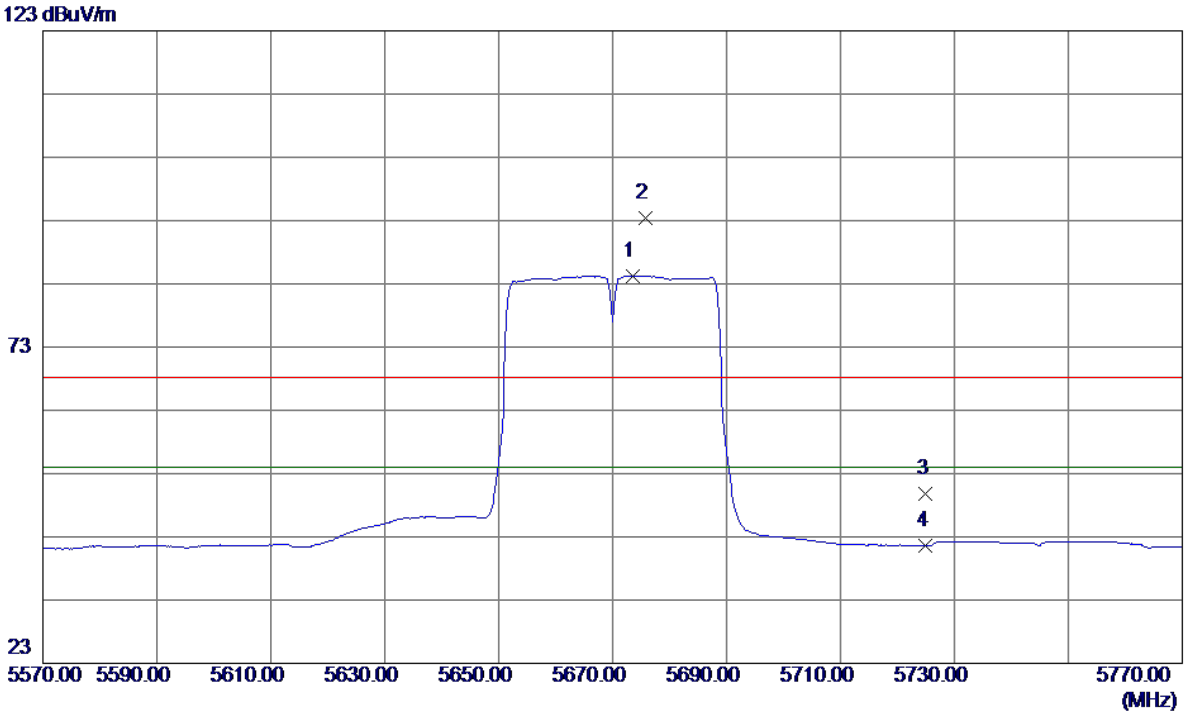

No.	Freq.	Reading Level	Correct Factor	Measure ment	Limit	Over		
	MHz	dBuV/m	dB	dBuV/m	dBuV/m	dB	Detector	Comment
1	5673.6000	43.03	41.20	84.23	54.00	30.23	AVG	no limit
2	5675.8000	52.21	41.20	93.41	68.30	25.11	Peak	no limit
3	5725.0000	8.52	41.27	49.79	68.30	-18.51	Peak	
4	5725.0000	0.38	41.27	41.65	54.00	-12.35	AVG	

Orthogonal Axis :	X
Test Mode :	UNII-2C/ TX AC40 Mode 5670MHz

Vertical

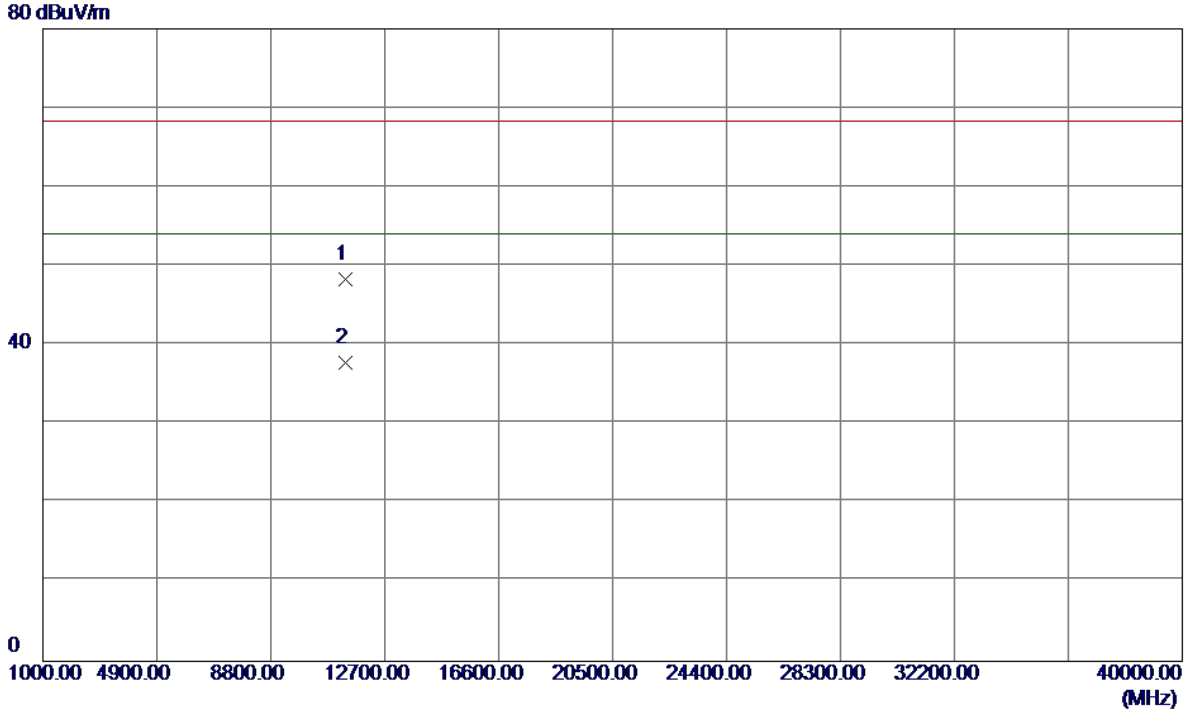

No.	Freq.	Reading Level	Correct Factor	Measure ment	Limit	Over		
	MHz	dBuV/m	dB	dBuV/m	dBuV/m	dB	Detector	Comment
1	11341.2300	31.79	16.56	48.35	68.30	-19.95	Peak	
2	11341.2300	21.26	16.56	37.82	54.00	-16.18	AVG	

Orthogonal Axis :	X
Test Mode :	UNII-2C/ TX AC40 Mode 5670MHz

Horizontal

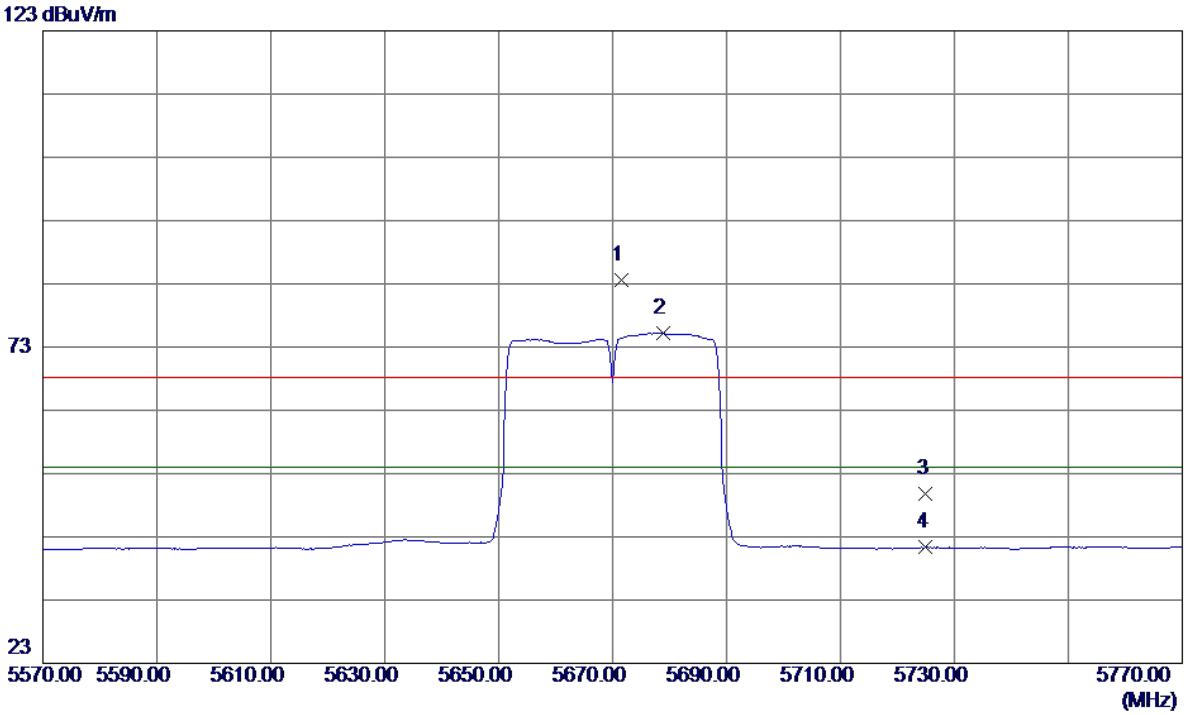

No.	Freq.	Reading Level	Correct Factor	Measure ment	Limit	Over		
	MHz	dBuV/m	dB	dBuV/m	dBuV/m	dB	Detector	Comment
1	5671.6000	42.37	41.19	83.56	68.30	15.26	Peak	no limit
2	5678.8000	34.03	41.20	75.23	54.00	21.23	AVG	no limit
3	5725.0000	8.47	41.27	49.74	68.30	-18.56	Peak	
4	5725.0000	0.05	41.27	41.32	54.00	-12.68	AVG	

Orthogonal Axis :	X
Test Mode :	UNII-2C/ TX AC40 Mode 5670MHz

Horizontal

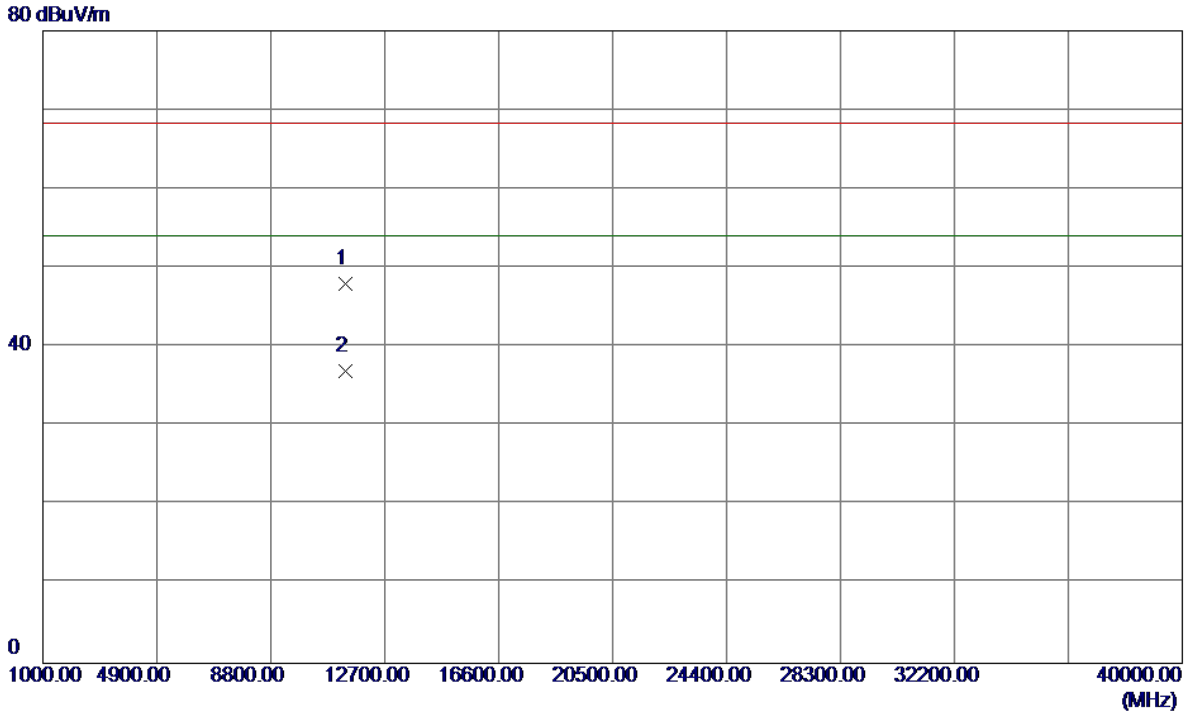

No.	Freq.	Reading Level	Correct Factor	Measure ment	Limit	Over		
	MHz	dBuV/m	dB	dBuV/m	dBuV/m	dB	Detector	Comment
1	11340.5199	31.47	16.56	48.03	68.30	-20.27	Peak	
2	11340.5199	20.45	16.56	37.01	54.00	-16.99	AVG	

Orthogonal Axis :	X
Test Mode :	UNII-2C/ TX AC80 Mode 5530MHz

Vertical

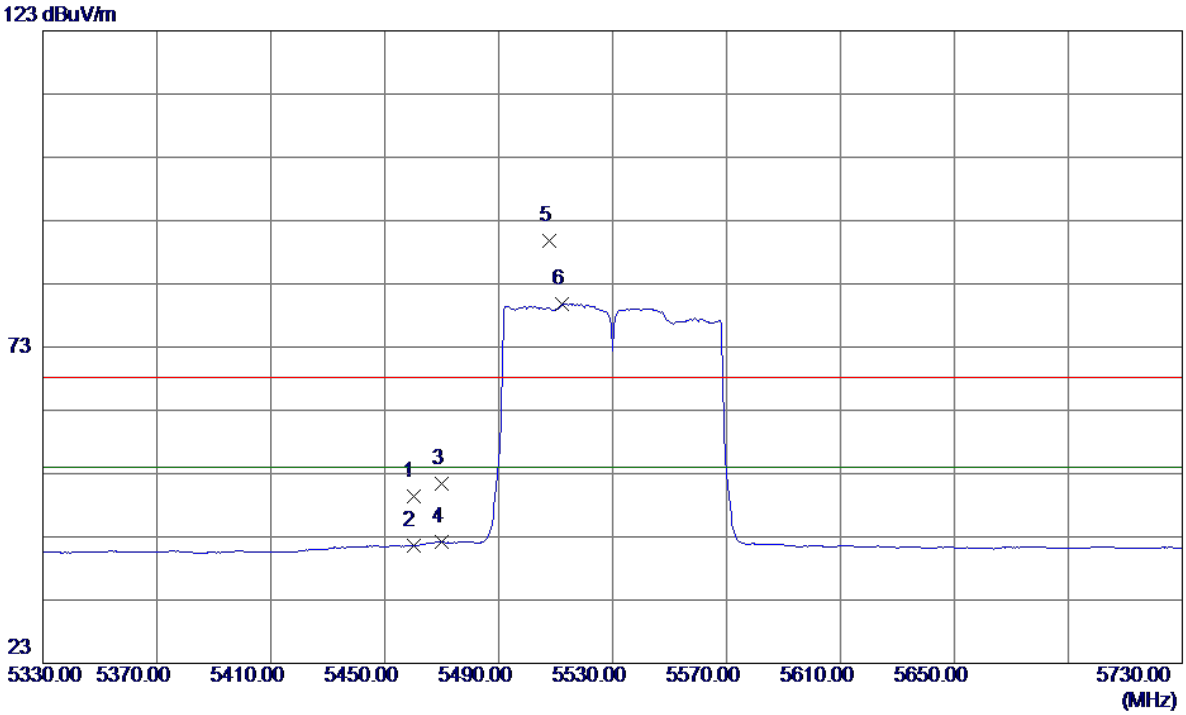

No.	Freq.	Reading Level	Correct Factor	Measure ment	Limit	Over		
	MHz	dBuV/m	dB	dBuV/m	dBuV/m	dB	Detector	Comment
1	5460.0000	8.57	40.88	49.45	68.30	-18.85	Peak	
2	5460.0000	0.68	40.88	41.56	54.00	-12.44	AVG	
3	5470.0000	10.43	40.90	51.33	68.30	-16.97	Peak	
4	5470.0000	1.22	40.90	42.12	54.00	-11.88	AVG	
5	5507.6000	48.76	40.97	89.73	68.30	21.43	Peak	no limit
6	5512.4000	38.80	40.98	79.78	54.00	25.78	AVG	no limit

Orthogonal Axis :	X
Test Mode :	UNII-2C/ TX AC80 Mode 5530MHz

Vertical

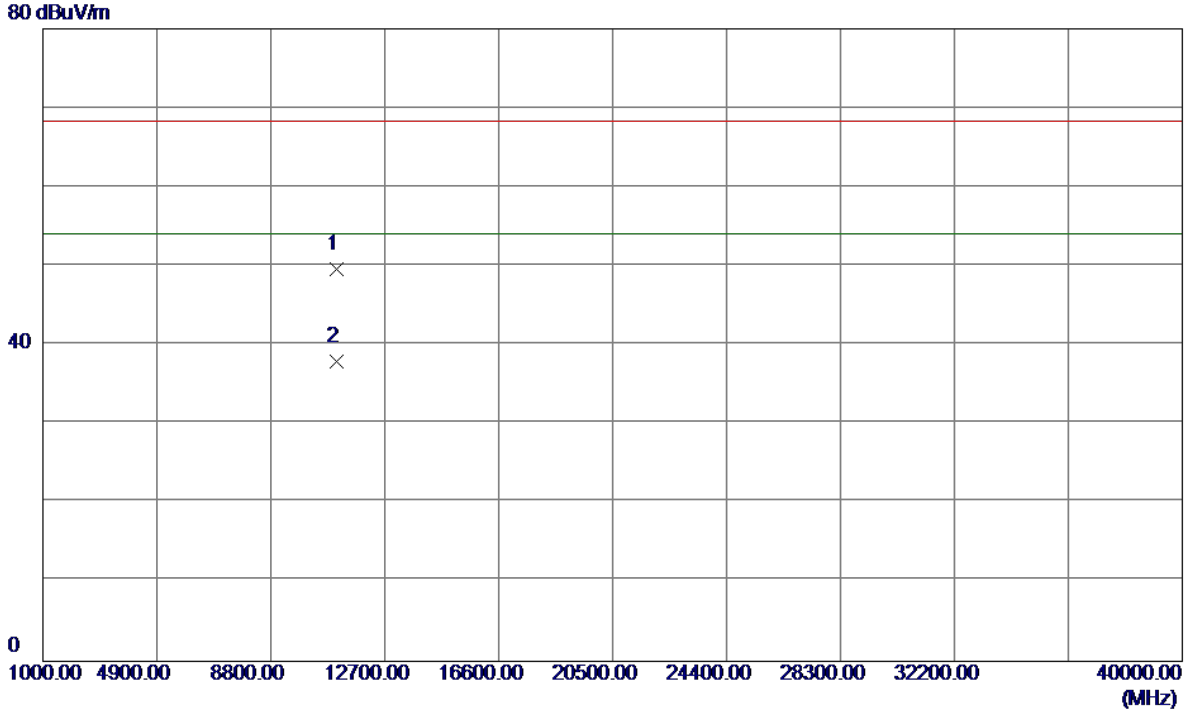

No.	Freq.	Reading Level	Correct Factor	Measure ment	Limit	Over		
	MHz	dBuV/m	dB	dBuV/m	dBuV/m	dB	Detector	Comment
1	11062.3300	33.75	15.90	49.65	68.30	-18.65	Peak	
2	11062.3300	22.08	15.90	37.98	54.00	-16.02	AVG	

Orthogonal Axis :	X
Test Mode :	UNII-2C/ TX AC80 Mode 5530MHz

Horizontal

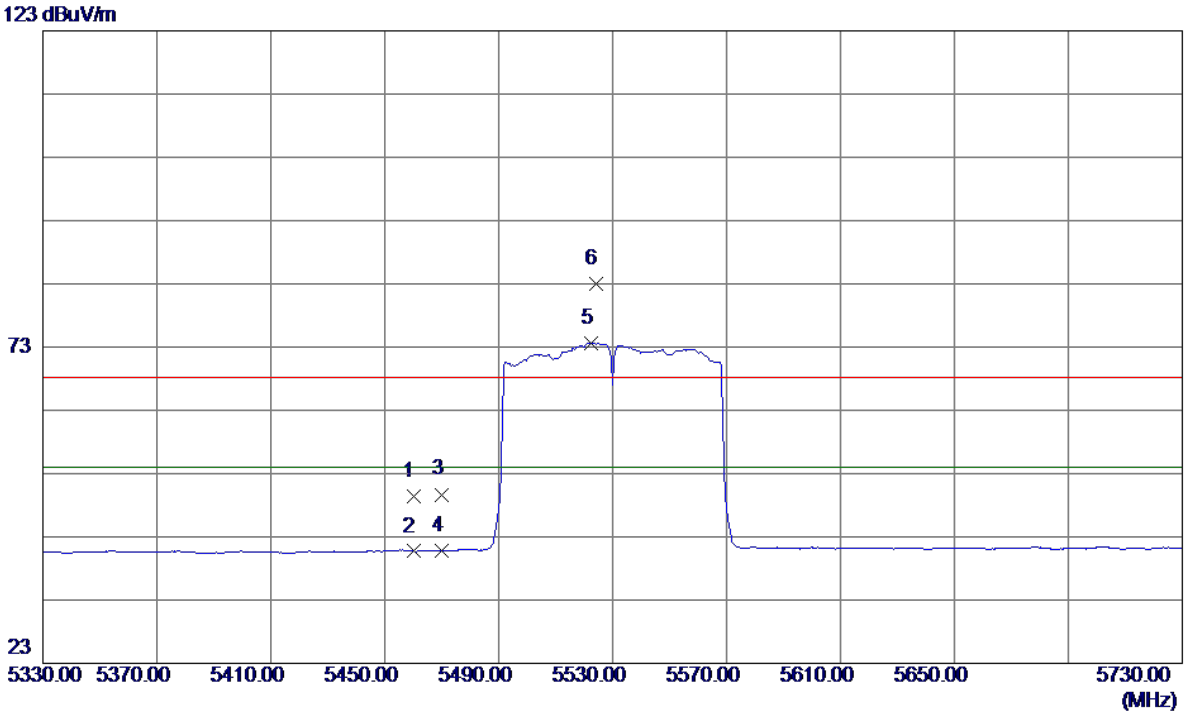

No.	Freq.	Reading Level	Correct Factor	Measure ment	Limit	Over		
	MHz	dBuV/m	dB	dBuV/m	dBuV/m	dB	Detector	Comment
1	5460.0000	8.45	40.88	49.33	68.30	-18.97	Peak	
2	5460.0000	-0.18	40.88	40.70	54.00	-13.30	AVG	
3	5470.0000	8.80	40.90	49.70	68.30	-18.60	Peak	
4	5470.0000	-0.12	40.90	40.78	54.00	-13.22	AVG	
5	5522.4000	32.65	40.99	73.64	54.00	19.64	AVG	no limit
6	5524.0000	42.09	40.99	83.08	68.30	14.78	Peak	no limit

Orthogonal Axis :	X
Test Mode :	UNII-2C/ TX AC80 Mode 5530MHz

Horizontal

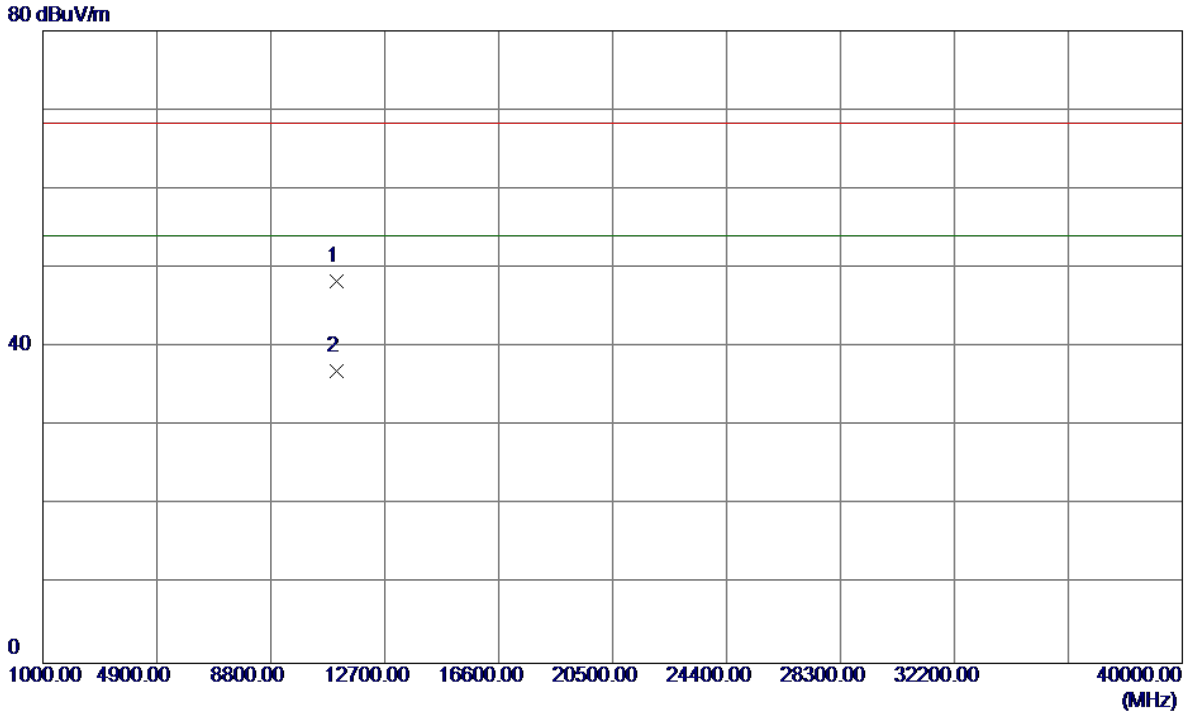

No.	Freq.	Reading Level	Correct Factor	Measure ment	Limit	Over		
	MHz	dBuV/m	dB	dBuV/m	dBuV/m	dB	Detector	Comment
1	11059.8700	32.38	15.89	48.27	68.30	-20.03	Peak	
2	11059.8700	21.14	15.89	37.03	54.00	-16.97	AVG	

Orthogonal Axis :	X
Test Mode :	UNII-2C/ TX AC80 Mode 5610MHz

Vertical

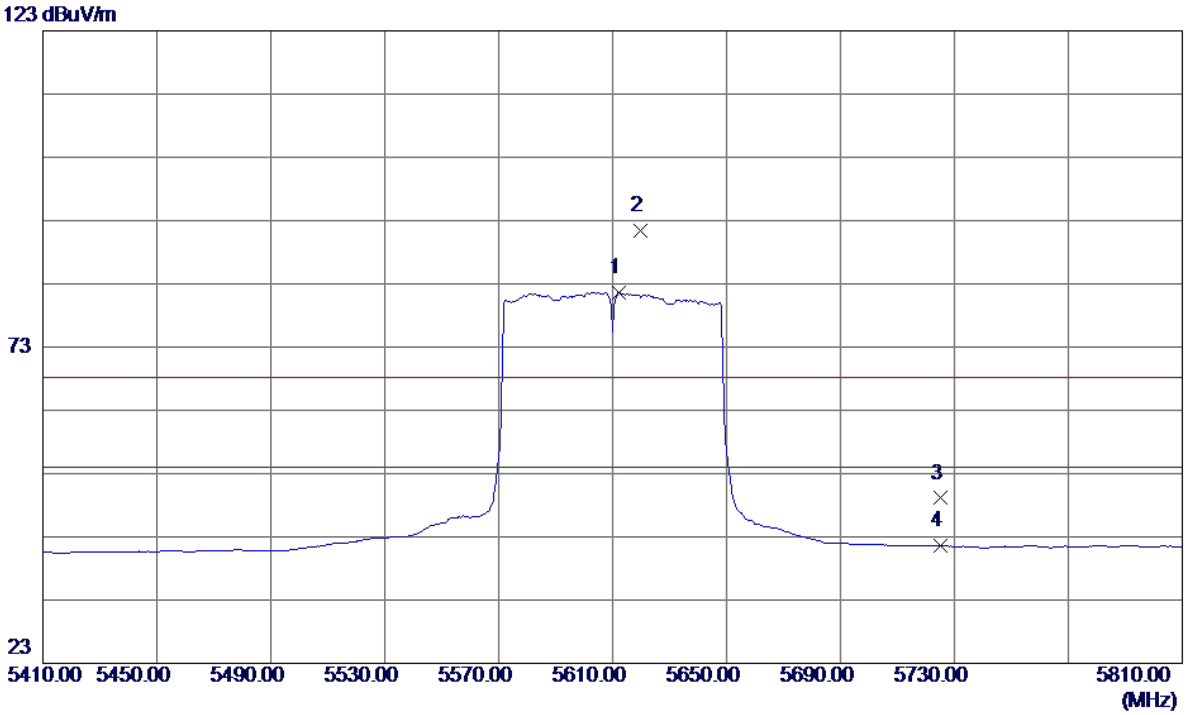

No.	Freq.	Reading Level	Correct Factor	Measure ment	Limit	Over		
	MHz	dBuV/m	dB	dBuV/m	dBuV/m	dB	Detector	Comment
1	5612.4000	40.50	41.11	81.61	54.00	27.61	AVG	no limit
2	5619.6000	50.23	41.12	91.35	68.30	23.05	Peak	no limit
3	5725.0000	7.83	41.27	49.10	68.30	-19.20	Peak	
4	5725.0000	0.32	41.27	41.59	54.00	-12.41	AVG	

Orthogonal Axis :	X
Test Mode :	UNII-2C/ TX AC80 Mode 5610MHz

Vertical

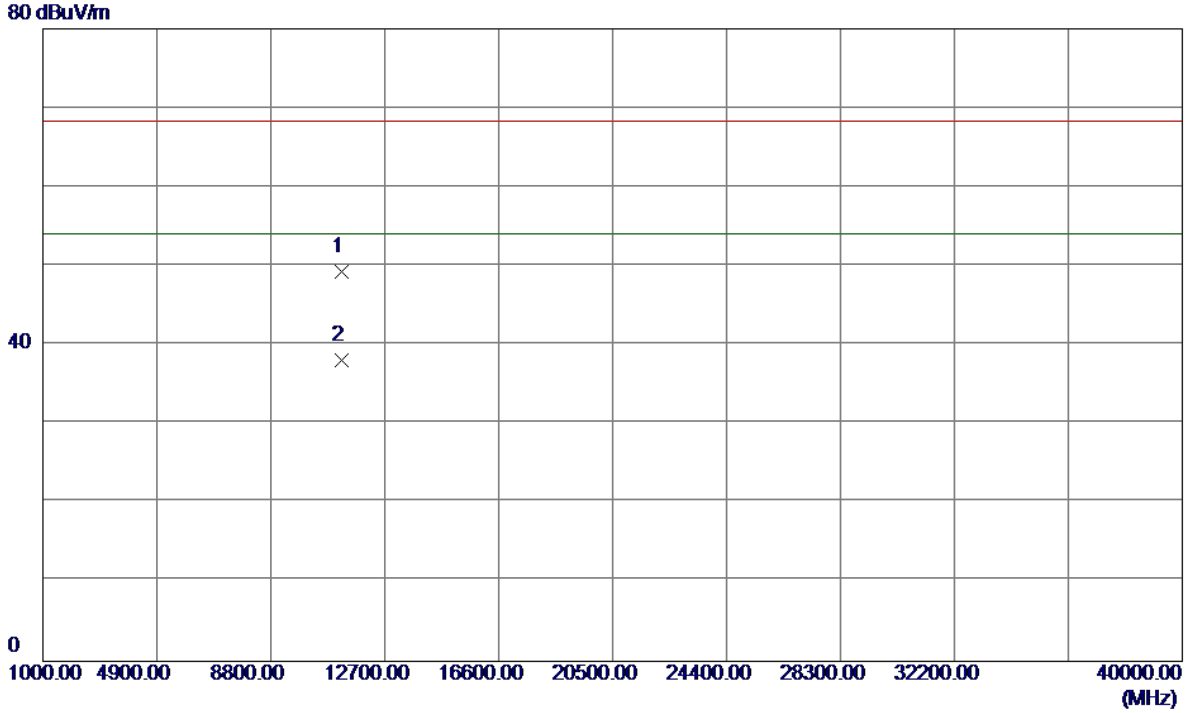

No.	Freq.	Reading Level	Correct Factor	Measure ment	Limit	Over		
	MHz	dBuV/m	dB	dBuV/m	dBuV/m	dB	Detector	Comment
1	11221.2800	33.01	16.27	49.28	68.30	-19.02	Peak	
2	11221.2800	21.78	16.27	38.05	54.00	-15.95	AVG	

Orthogonal Axis :	X
Test Mode :	UNII-2C/ TX AC80 Mode 5610MHz

Horizontal

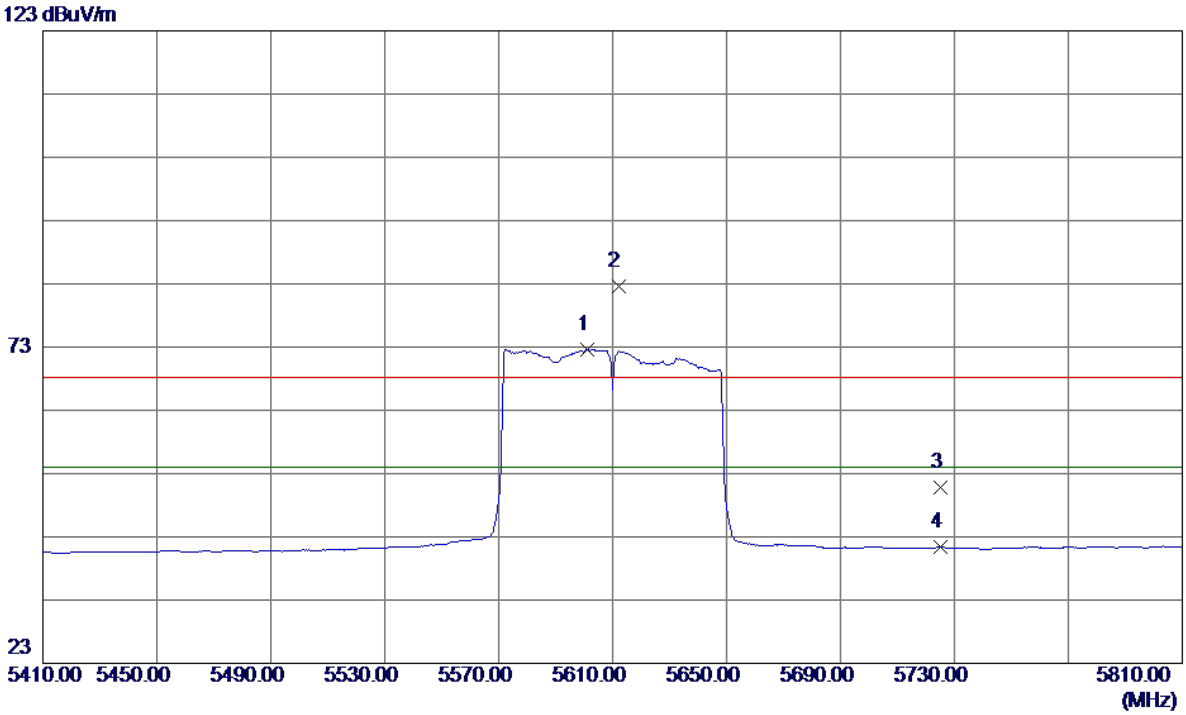

No.	Freq.	Reading Level	Correct Factor	Measure ment	Limit	Over		
	MHz	dBuV/m	dB	dBuV/m	dBuV/m	dB	Detector	Comment
1	5601.2000	31.51	41.10	72.61	54.00	18.61	AVG	no limit
2	5612.0000	41.51	41.11	82.62	68.30	14.32	Peak	no limit
3	5725.0000	9.53	41.27	50.80	68.30	-17.50	Peak	
4	5725.0000	0.08	41.27	41.35	54.00	-12.65	AVG	

Orthogonal Axis :	X
Test Mode :	UNII-2C/ TX AC80 Mode 5610MHz

Horizontal

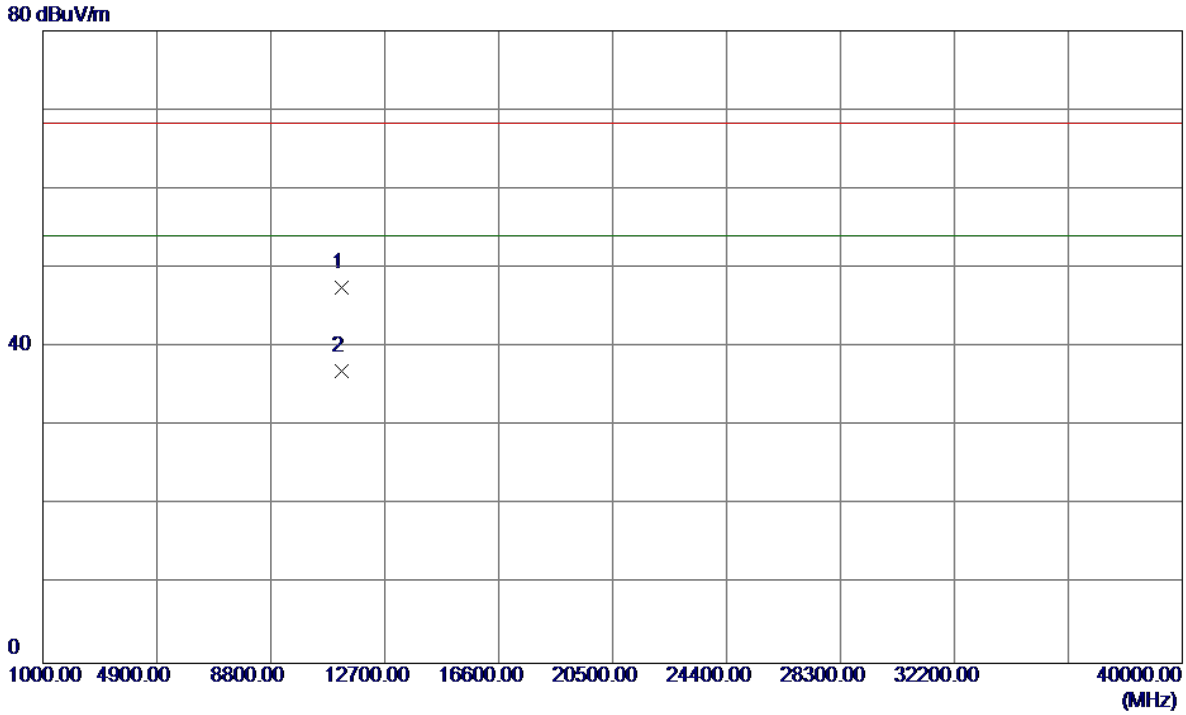

No.	Freq.	Reading Level	Correct Factor	Measure ment	Limit	Over		
	MHz	dBuV/m	dB	dBuV/m	dBuV/m	dB	Detector	Comment
1	11220.8200	31.28	16.27	47.55	68.30	-20.75	Peak	
2	11220.8200	20.75	16.27	37.02	54.00	-16.98	AVG	

Orthogonal Axis:	X
Test Mode:	UNII-3/TX AC20 Mode 5745MHz

Vertical

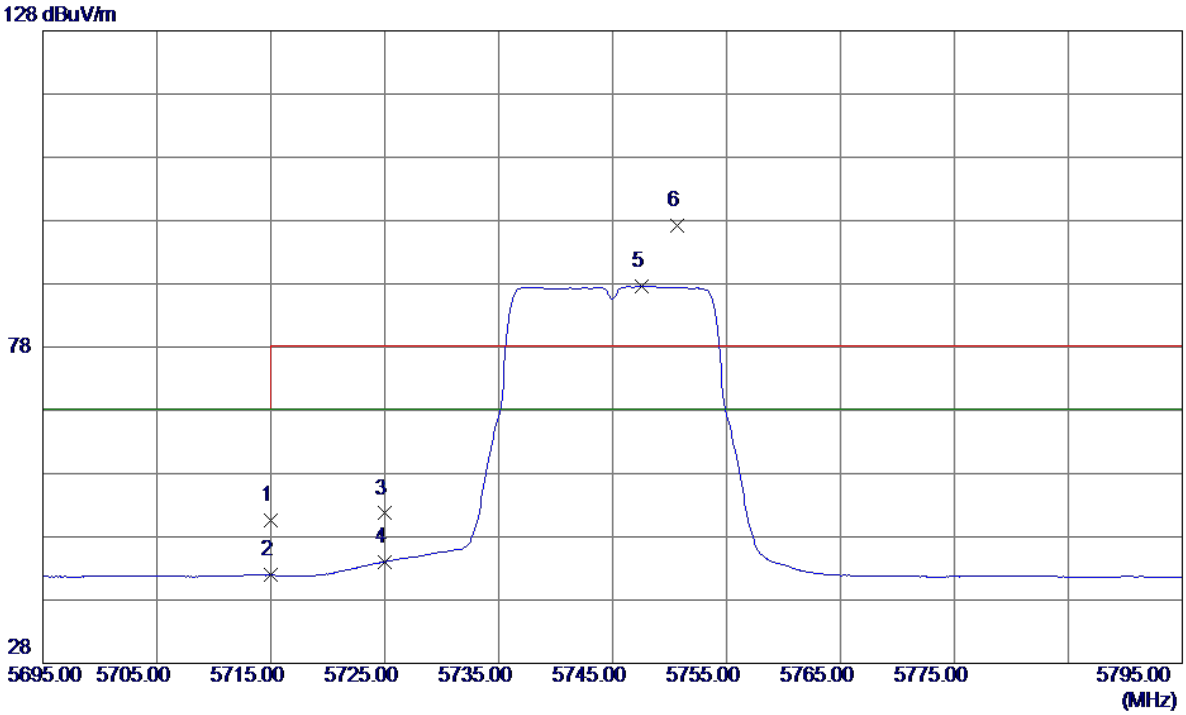

No.	Freq.	Reading Level	Correct Factor	Measure ment	Limit	Over		
	MHz	dBuV/m	dB	dBuV/m	dBuV/m	dB	Detector	Comment
1	5715.0000	9.41	41.25	50.66	68.30	-17.64	Peak	
2	5715.0000	0.70	41.25	41.95	68.30	-26.35	AVG	
3	5725.0000	10.43	41.27	51.70	78.30	-26.60	Peak	
4	5725.0000	2.76	41.27	44.03	68.30	-24.27	AVG	
5	5747.6000	46.28	41.30	87.58	68.30	19.28	AVG	no limit
6	5750.7000	55.81	41.30	97.11	78.30	18.81	Peak	no limit

Orthogonal Axis:	X
Test Mode:	UNII-3/TX AC20 Mode 5745MHz

Vertical

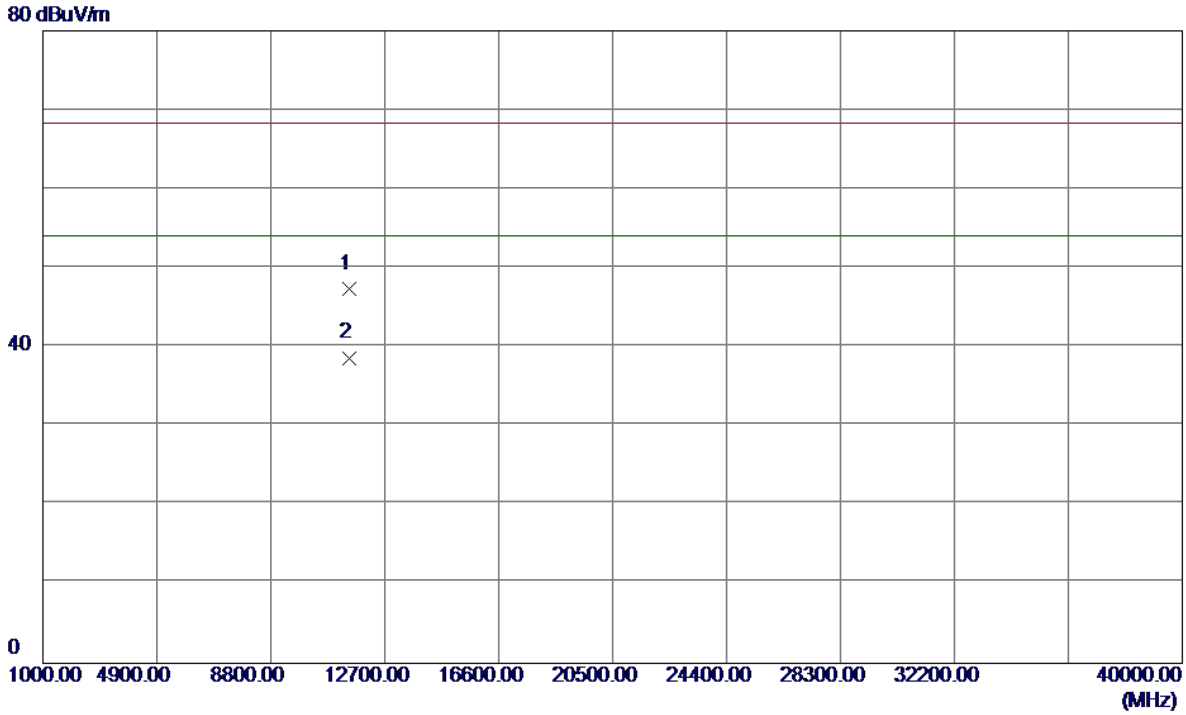

No.	Freq.	Reading Level	Correct Factor	Measure ment	Limit	Over		
	MHz	dBuV/m	dB	dBuV/m	dBuV/m	dB	Detector	Comment
1	11490.7100	30.41	16.91	47.32	68.30	-20.98	Peak	
2	11490.7100	21.73	16.91	38.64	54.00	-15.36	AVG	

Orthogonal Axis:	X
Test Mode:	UNII-3/TX AC20 Mode 5745MHz

Horizontal

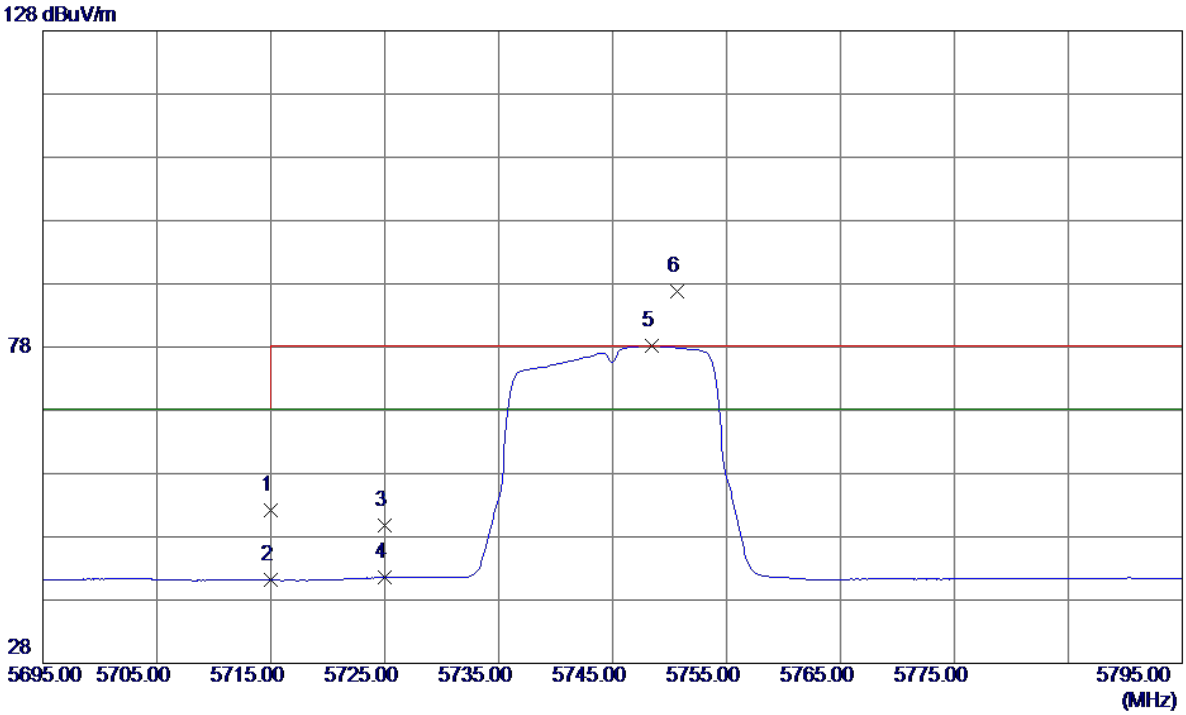

No.	Freq.	Reading Level	Correct Factor	Measure ment	Limit	Over		
	MHz	dBuV/m	dB	dBuV/m	dBuV/m	dB	Detector	Comment
1	5715.0000	10.86	41.25	52.11	68.30	-16.19	Peak	
2	5715.0000	-0.06	41.25	41.19	68.30	-27.11	AVG	
3	5725.0000	8.44	41.27	49.71	78.30	-28.59	Peak	
4	5725.0000	0.30	41.27	41.57	68.30	-26.73	AVG	
5	5748.4000	36.89	41.30	78.19	68.30	9.89	AVG	no limit
6	5750.7000	45.45	41.30	86.75	78.30	8.45	Peak	no limit

Orthogonal Axis:	X
Test Mode:	UNII-3/TX AC20 Mode 5745MHz

Horizontal

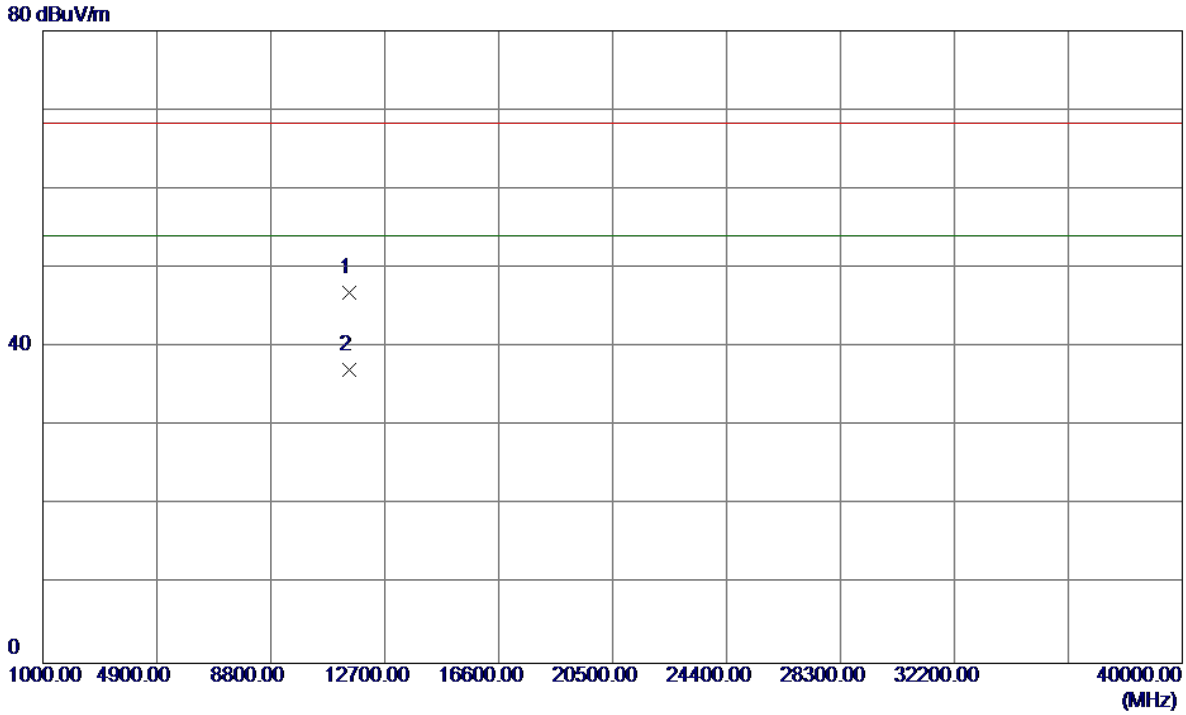

No.	Freq.	Reading Level	Correct Factor	Measure ment	Limit	Over		
	MHz	dBuV/m	dB	dBuV/m	dBuV/m	dB	Detector	Comment
1	11490.3400	29.92	16.91	46.83	68.30	-21.47	Peak	
2	11490.3400	20.21	16.91	37.12	54.00	-16.88	AVG	

Orthogonal Axis:	X
Test Mode:	UNII-3/TX AC20 Mode 5785MHz

Vertical

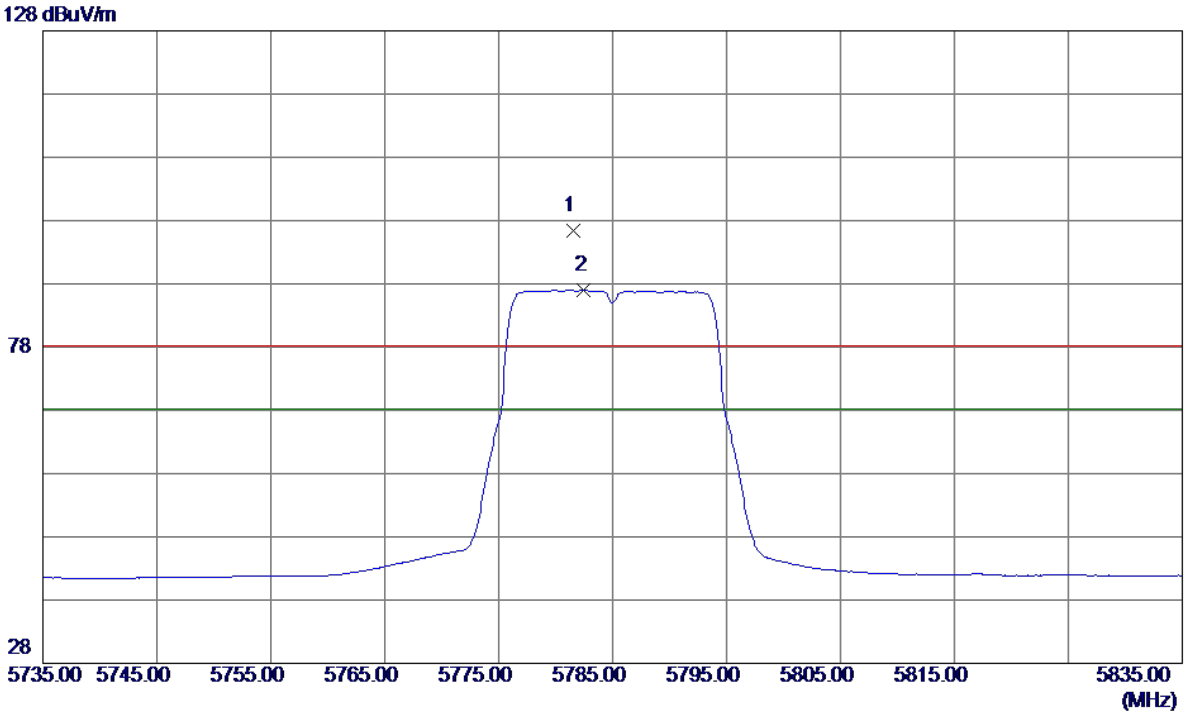

No.	Freq.	Reading Level	Correct Factor	Measure ment	Limit	Over		
	MHz	dBuV/m	dB	dBuV/m	dBuV/m	dB	Detector	Comment
1	5781.6000	55.09	41.34	96.43	78.30	18.13	Peak	no limit
2	5782.5000	45.62	41.34	86.96	68.30	18.66	AVG	no limit

Orthogonal Axis:	X
Test Mode:	UNII-3/TX AC20 Mode 5785MHz

Vertical

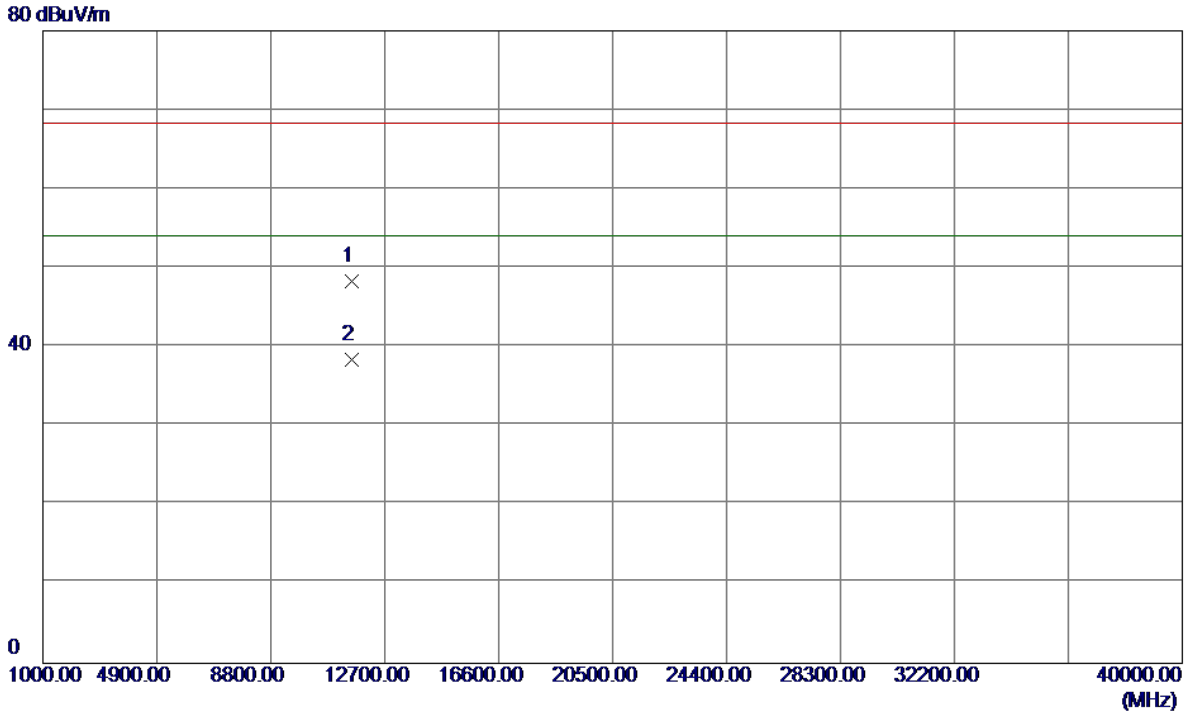

No.	Freq.	Reading Level	Correct Factor	Measure ment	Limit	Over		
	MHz	dBuV/m	dB	dBuV/m	dBuV/m	dB	Detector	Comment
1	11570.0100	31.32	17.05	48.37	68.30	-19.93	Peak	
2	11570.0100	21.41	17.05	38.46	54.00	-15.54	AVG	

Orthogonal Axis:	X
Test Mode:	UNII-3/TX AC20 Mode 5785MHz

Horizontal

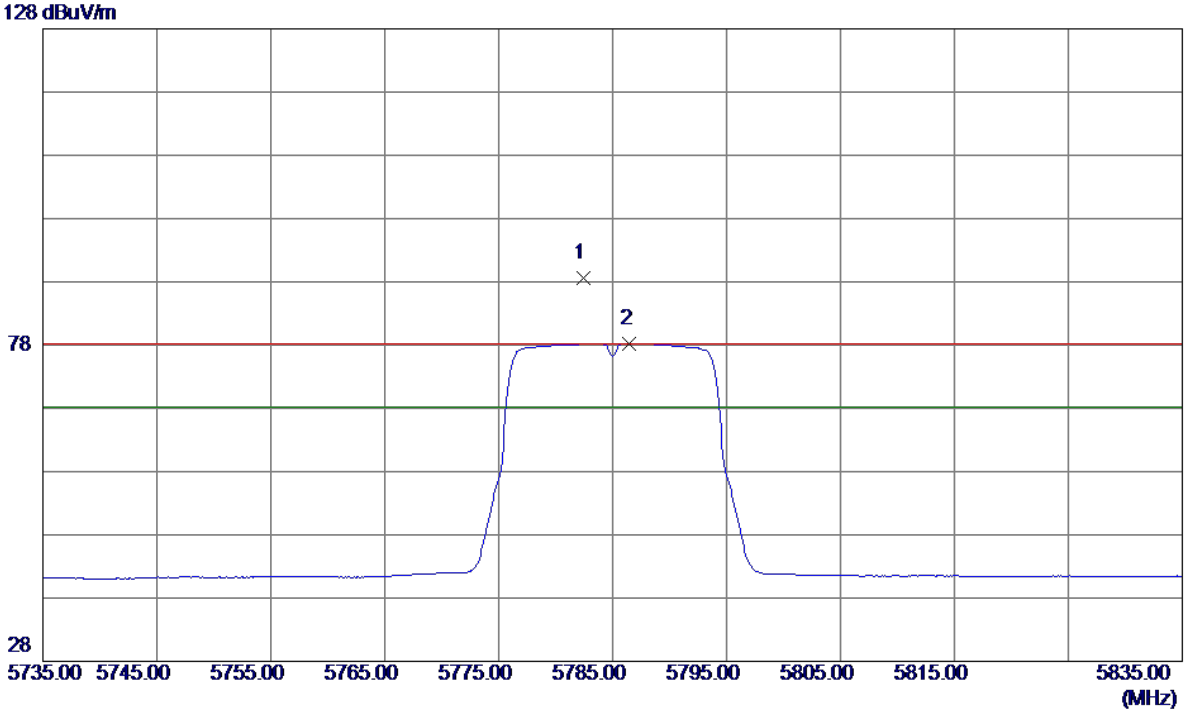

No.	Freq.	Reading Level	Correct Factor	Measure ment	Limit	Over		
	MHz	dBuV/m	dB	dBuV/m	dBuV/m	dB	Detector	Comment
1	5782.4000	47.33	41.34	88.67	78.30	10.37	Peak	no limit
2	5786.5000	36.91	41.35	78.26	68.30	9.96	AVG	no limit

Orthogonal Axis:	X
Test Mode:	UNII-3/TX AC20 Mode 5785MHz

Horizontal

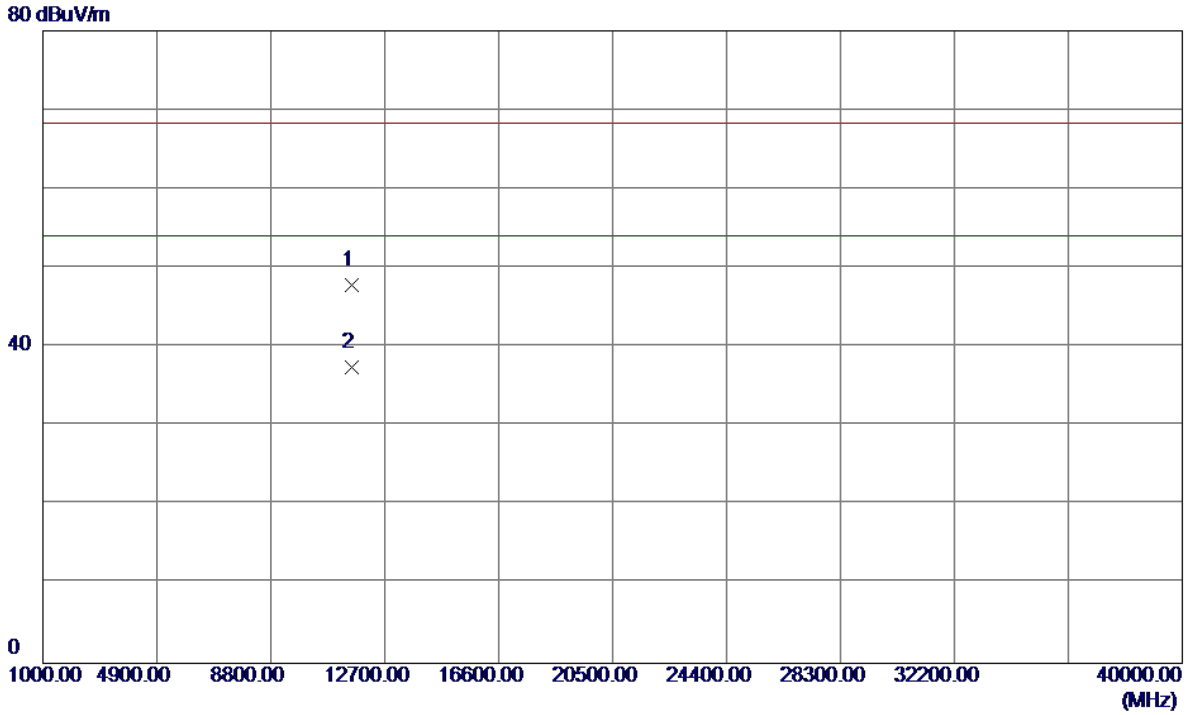

No.	Freq.	Reading Level	Correct Factor	Measure ment	Limit	Over		
	MHz	dBuV/m	dB	dBuV/m	dBuV/m	dB	Detector	Comment
1	11570.1700	30.80	17.05	47.85	68.30	-20.45	Peak	
2	11570.1700	20.41	17.05	37.46	54.00	-16.54	AVG	

Orthogonal Axis:	X
Test Mode:	UNII-3/TX AC20 Mode 5825MHz

Vertical

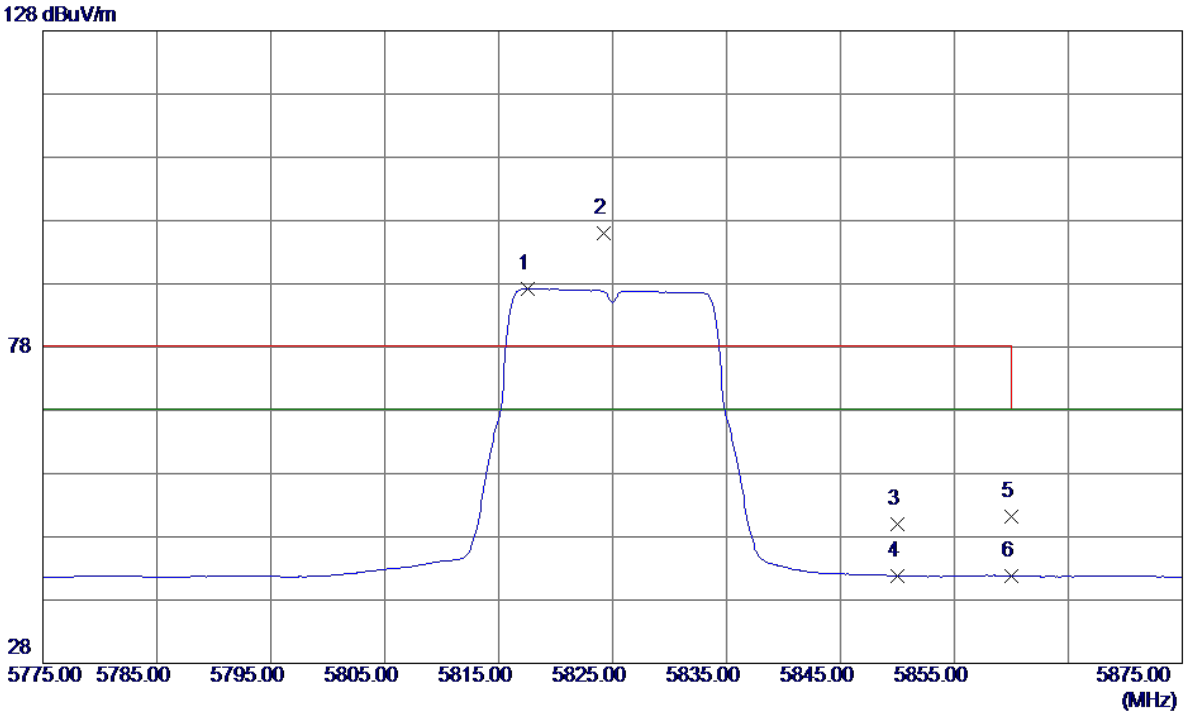

No.	Freq.	Reading Level	Correct Factor	Measure ment	Limit	Over		
	MHz	dBuV/m	dB	dBuV/m	dBuV/m	dB	Detector	Comment
1	5817.6000	45.87	41.39	87.26	68.30	18.96	AVG	no limit
2	5824.2000	54.56	41.40	95.96	78.30	17.66	Peak	no limit
3	5850.0000	8.64	41.44	50.08	78.30	-28.22	Peak	
4	5850.0000	0.44	41.44	41.88	68.30	-26.42	AVG	
5	5860.0000	9.71	41.45	51.16	78.30	-27.14	Peak	
6	5860.0000	0.40	41.45	41.85	68.30	-26.45	AVG	

Orthogonal Axis:	X
Test Mode:	UNII-3/TX AC20 Mode 5825MHz

Vertical

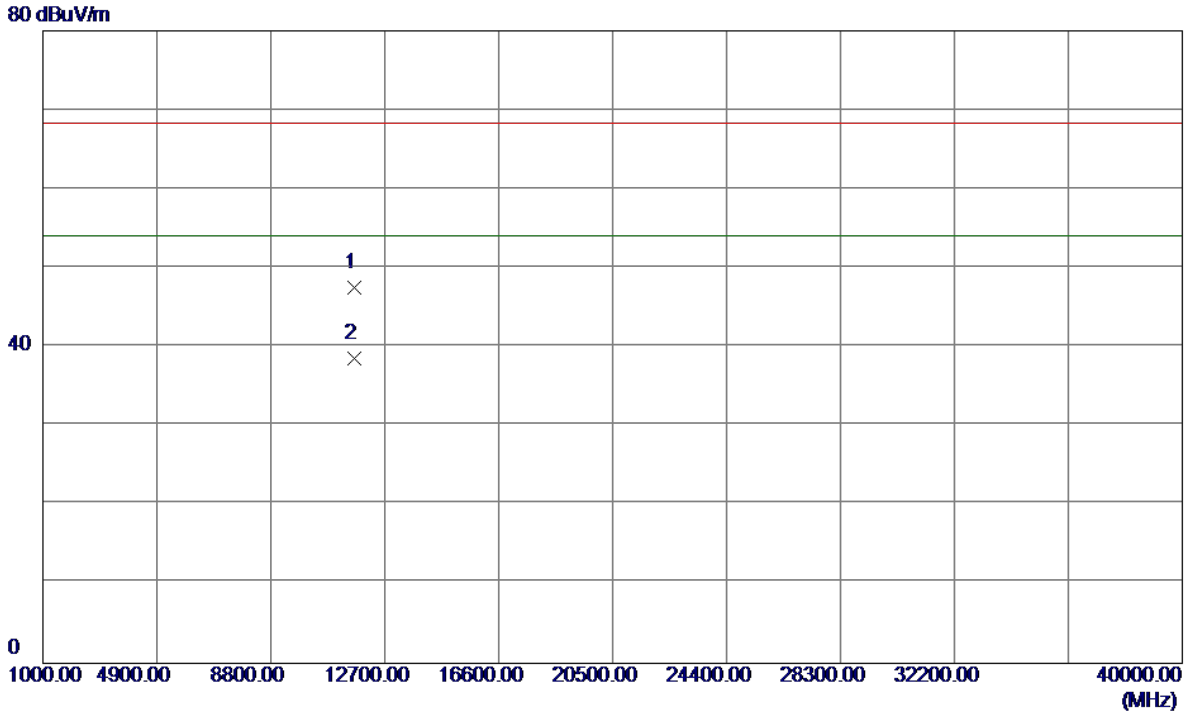

No.	Freq.	Reading Level	Correct Factor	Measure ment	Limit	Over		
	MHz	dBuV/m	dB	dBuV/m	dBuV/m	dB	Detector	Comment
1	11650.1300	30.38	17.17	47.55	68.30	-20.75	Peak	
2	11650.1300	21.44	17.17	38.61	54.00	-15.39	AVG	

Orthogonal Axis:	X
Test Mode:	UNII-3/TX AC20 Mode 5825MHz

Horizontal

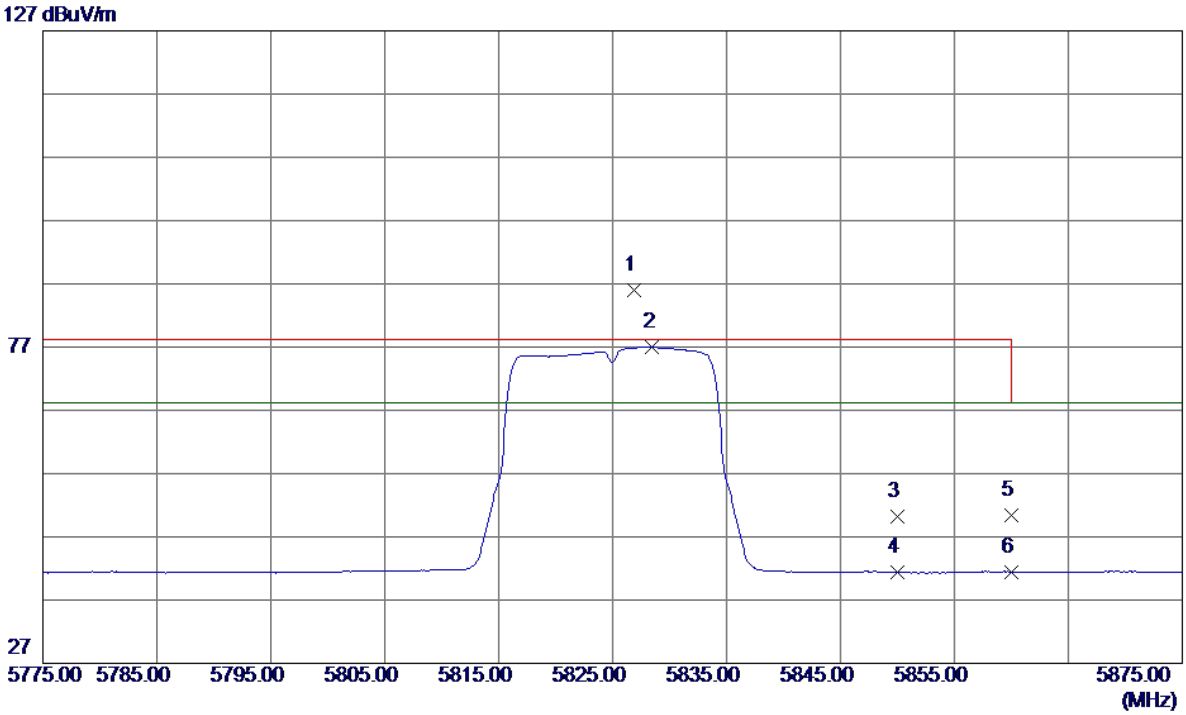

No.	Freq.	Reading Level	Correct Factor	Measure ment	Limit	Over		
	MHz	dBuV/m	dB	dBuV/m	dBuV/m	dB	Detector	Comment
1	5826.9000	44.68	41.40	86.08	78.30	7.78	Peak	no limit
2	5828.5000	35.55	41.41	76.96	68.30	8.66	AVG	no limit
3	5850.0000	8.72	41.44	50.16	78.30	-28.14	Peak	
4	5850.0000	-0.09	41.44	41.35	68.30	-26.95	AVG	
5	5860.0000	8.89	41.45	50.34	78.30	-27.96	Peak	
6	5860.0000	0.02	41.45	41.47	68.30	-26.83	AVG	

Orthogonal Axis:	X
Test Mode:	UNII-3/TX AC20 Mode 5825MHz

Horizontal

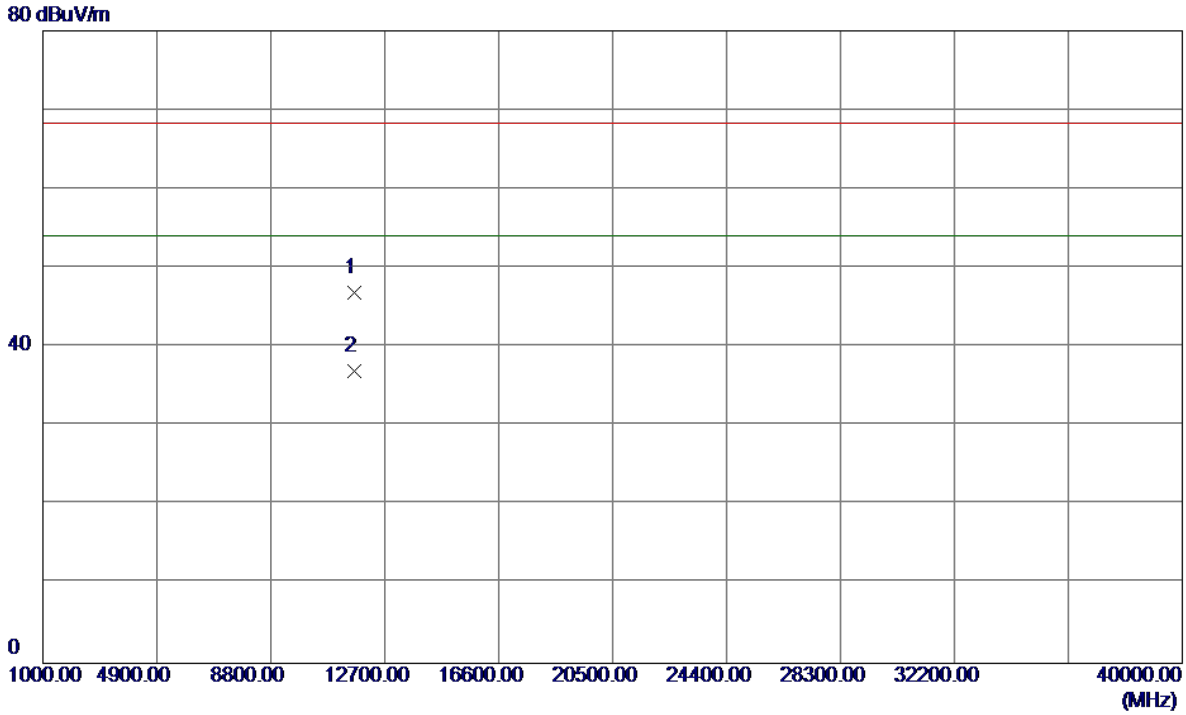

No.	Freq.	Reading Level	Correct Factor	Measure ment	Limit	Over		
	MHz	dBuV/m	dB	dBuV/m	dBuV/m	dB	Detector	Comment
1	11650.3400	29.71	17.17	46.88	68.30	-21.42	Peak	
2	11650.3400	19.85	17.17	37.02	54.00	-16.98	AVG	

Orthogonal Axis:	X
Test Mode:	UNII-3/TX AC40 Mode 5755MHz

Vertical

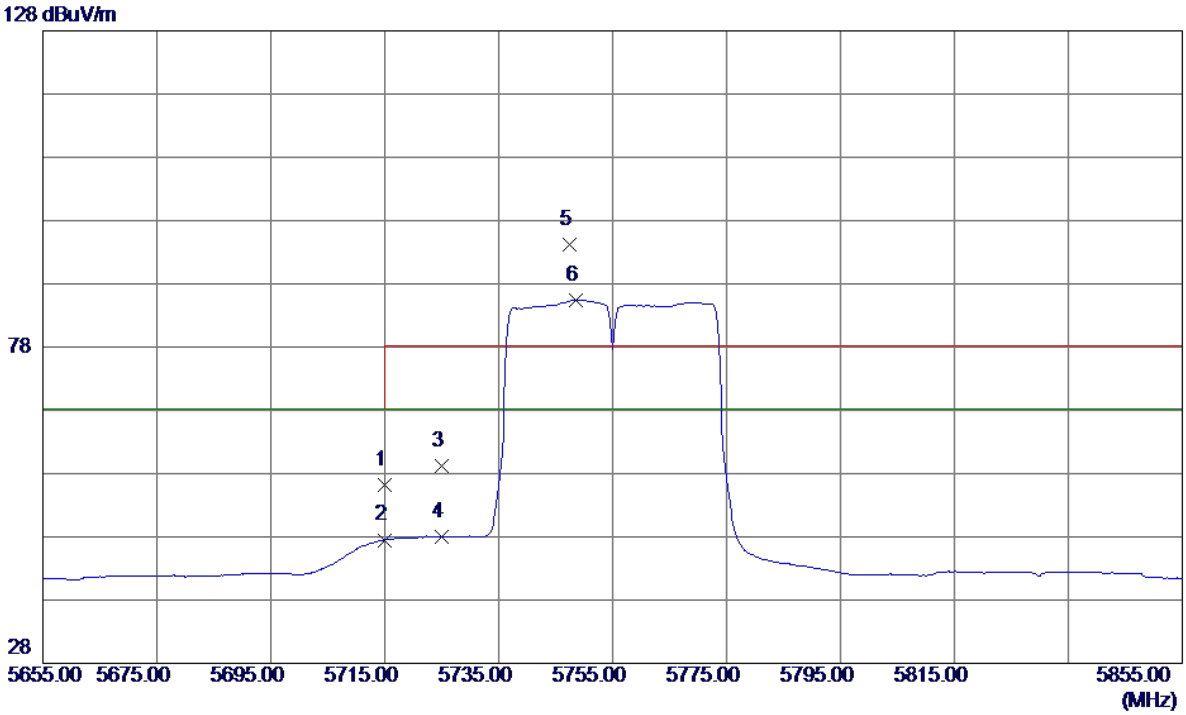

No.	Freq.	Reading Level	Correct Factor	Measure ment	Limit	Over		
	MHz	dBuV/m	dB	dBuV/m	dBuV/m	dB	Detector	Comment
1	5715.0000	14.97	41.25	56.22	68.30	-12.08	Peak	
2	5715.0000	6.25	41.25	47.50	68.30	-20.80	AVG	
3	5725.0000	17.95	41.27	59.22	78.30	-19.08	Peak	
4	5725.0000	6.75	41.27	48.02	68.30	-20.28	AVG	
5	5747.4000	52.85	41.30	94.15	78.30	15.85	Peak	no limit
6	5748.6000	44.15	41.30	85.45	68.30	17.15	AVG	no limit

Orthogonal Axis:	X
Test Mode:	UNII-3/TX AC40 Mode 5755MHz

Vertical

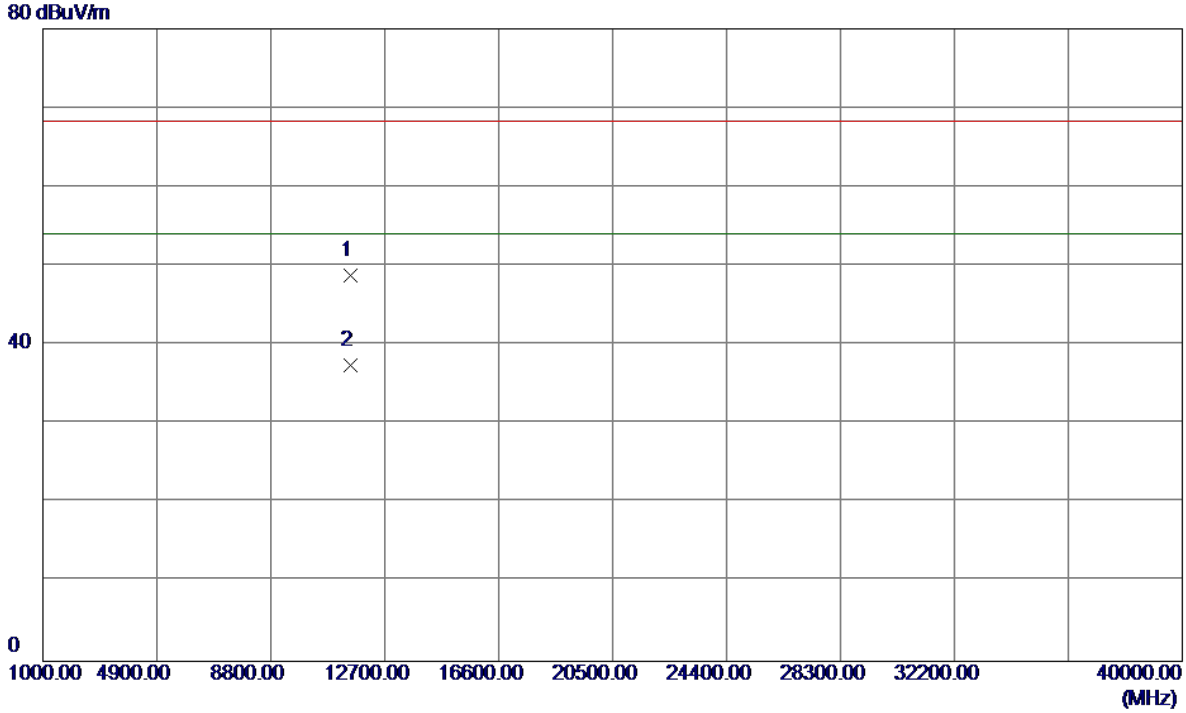

No.	Freq.	Reading Level	Correct Factor	Measure ment	Limit	Over		
	MHz	dBuV/m	dB	dBuV/m	dBuV/m	dB	Detector	Comment
1	11510.8800	31.81	16.95	48.76	68.30	-19.54	Peak	
2	11510.8800	20.44	16.95	37.39	54.00	-16.61	AVG	

Orthogonal Axis:	X
Test Mode:	UNII-3/TX AC40 Mode 5755MHz

Horizontal

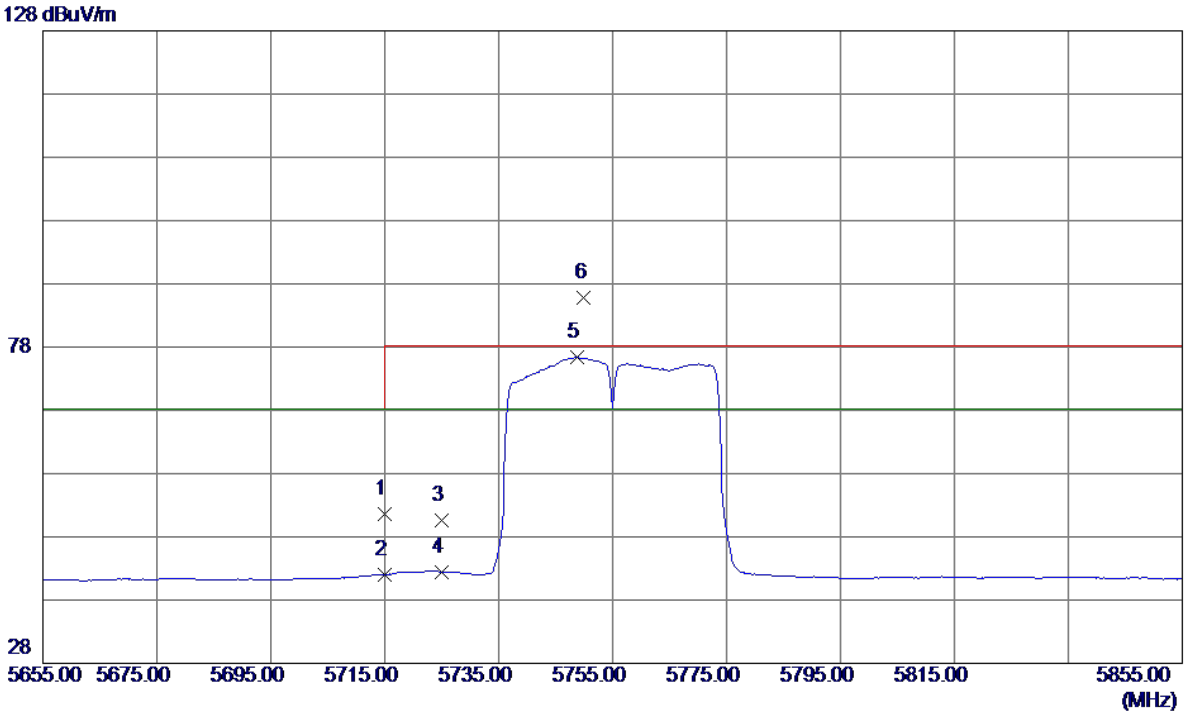

No.	Freq.	Reading Level	Correct Factor	Measure ment	Limit	Over		
	MHz	dBuV/m	dB	dBuV/m	dBuV/m	dB	Detector	Comment
1	5715.0000	10.28	41.25	51.53	68.30	-16.77	Peak	
2	5715.0000	0.80	41.25	42.05	68.30	-26.25	AVG	
3	5725.0000	9.30	41.27	50.57	78.30	-27.73	Peak	
4	5725.0000	1.22	41.27	42.49	68.30	-25.81	AVG	
5	5748.8000	35.04	41.30	76.34	68.30	8.04	AVG	no limit
6	5750.0000	44.58	41.30	85.88	78.30	7.58	Peak	no limit

Orthogonal Axis:	X
Test Mode:	UNII-3/TX AC40 Mode 5755MHz

Horizontal

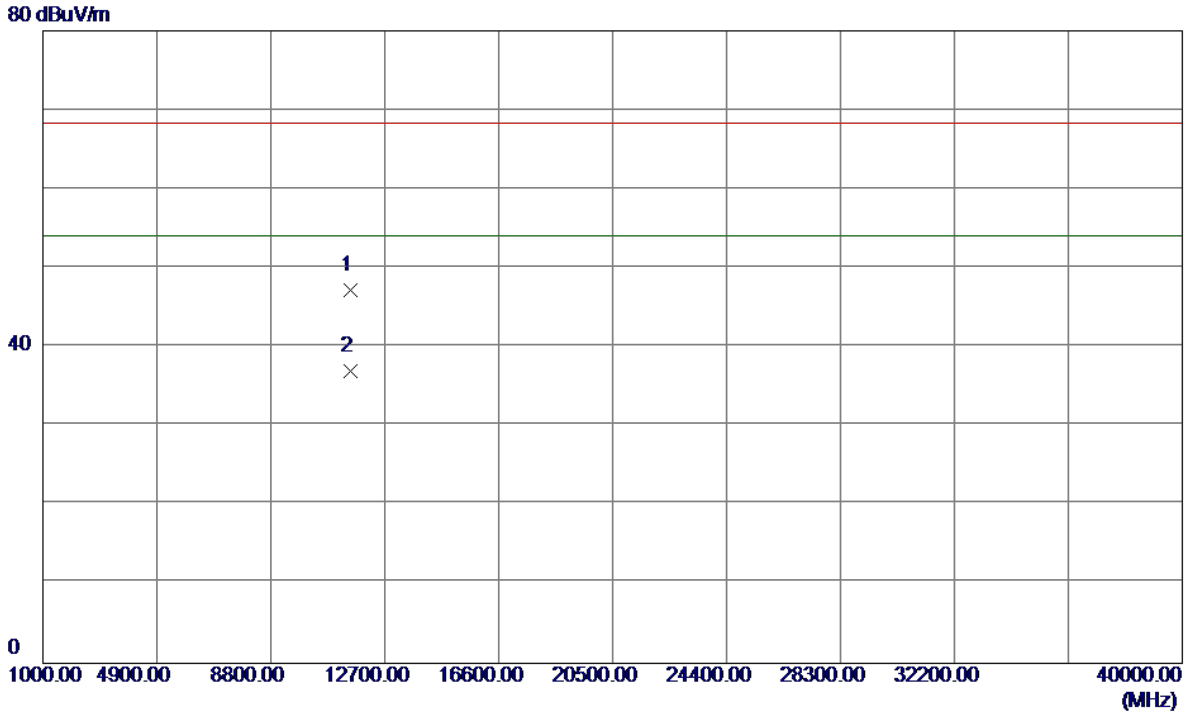

No.	Freq.	Reading Level	Correct Factor	Measure ment	Limit	Over		
	MHz	dBuV/m	dB	dBuV/m	dBuV/m	dB	Detector	Comment
1	11510.2699	30.29	16.95	47.24	68.30	-21.06	Peak	
2	11510.2699	20.08	16.95	37.03	54.00	-16.97	AVG	

Orthogonal Axis:	X
Test Mode:	UNII-3/TX AC40 Mode 5795MHz

Vertical

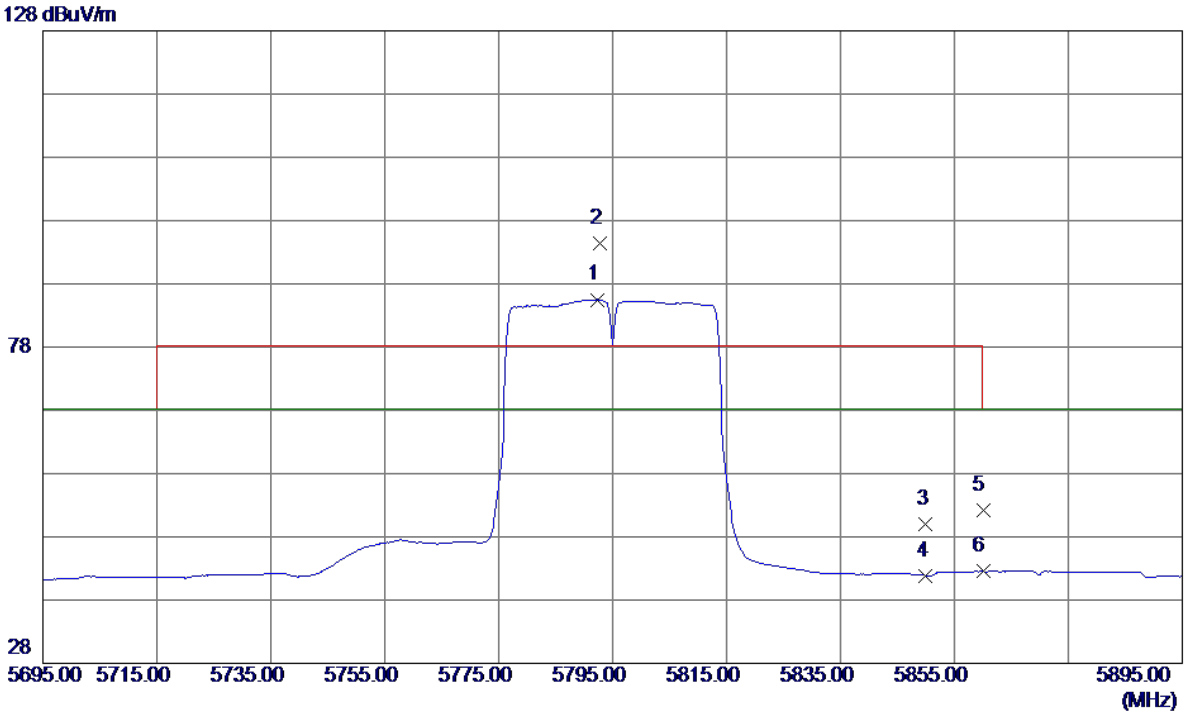

No.	Freq.	Reading Level	Correct Factor	Measure ment	Limit	Over		
	MHz	dBuV/m	dB	dBuV/m	dBuV/m	dB	Detector	Comment
1	5792.4000	44.14	41.36	85.50	68.30	17.20	AVG	no limit
2	5792.8000	52.99	41.36	94.35	78.30	16.05	Peak	no limit
3	5850.0000	8.55	41.44	49.99	78.30	-28.31	Peak	
4	5850.0000	0.45	41.44	41.89	68.30	-26.41	AVG	
5	5860.0000	10.79	41.45	52.24	78.30	-26.06	Peak	
6	5860.0000	1.07	41.45	42.52	68.30	-25.78	AVG	

Orthogonal Axis:	X
Test Mode:	UNII-3/TX AC40 Mode 5795MHz

Vertical

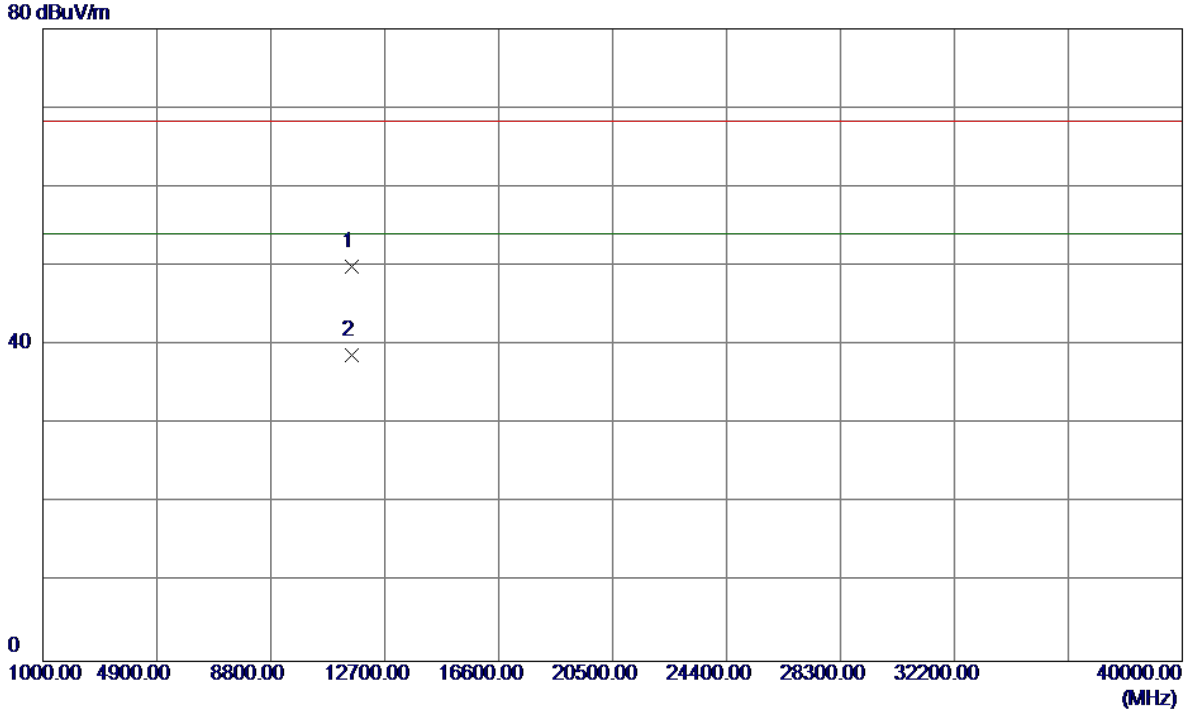

No.	Freq.	Reading Level	Correct Factor	Measure ment	Limit	Over		
	MHz	dBuV/m	dB	dBuV/m	dBuV/m	dB	Detector	Comment
1	11590.0300	32.80	17.08	49.88	68.30	-18.42	Peak	
2	11590.0300	21.58	17.08	38.66	54.00	-15.34	AVG	

Orthogonal Axis:	X
Test Mode:	UNII-3/TX AC40 Mode 5795MHz

Horizontal

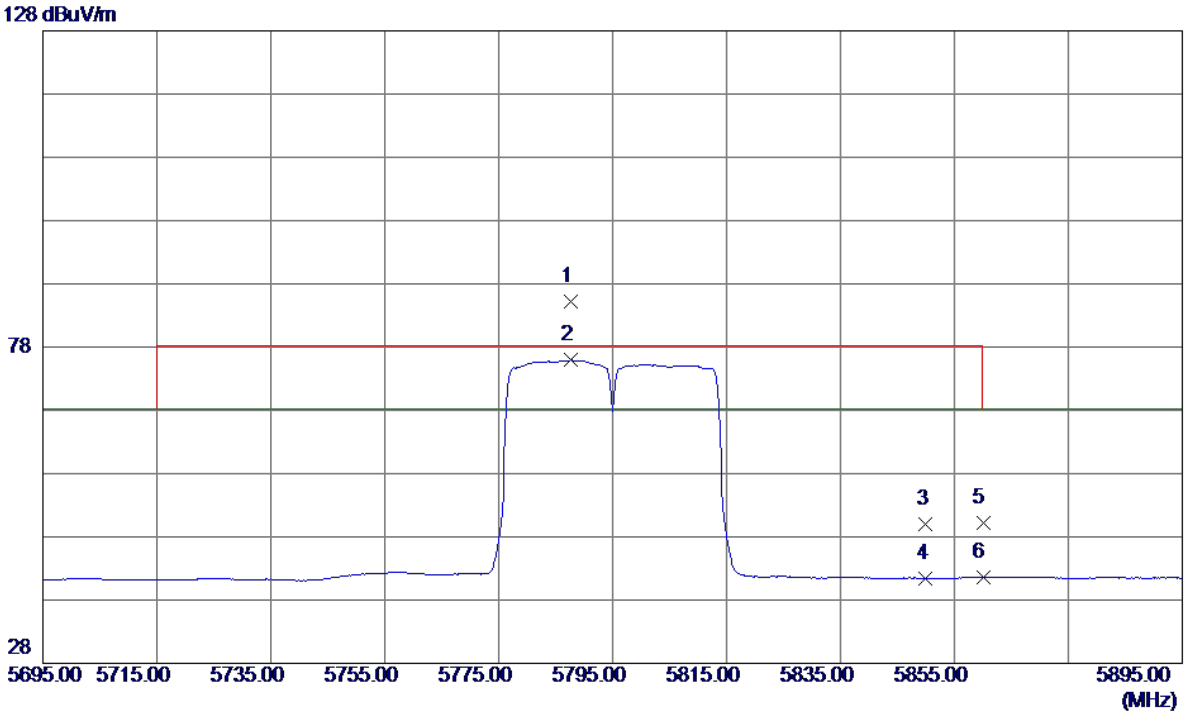

No.	Freq.	Reading Level	Correct Factor	Measure ment	Limit	Over		
	MHz	dBuV/m	dB	dBuV/m	dBuV/m	dB	Detector	Comment
1	5787.6000	43.82	41.35	85.17	78.30	6.87	Peak	no limit
2	5787.6000	34.56	41.35	75.91	68.30	7.61	AVG	no limit
3	5850.0000	8.51	41.44	49.95	78.30	-28.35	Peak	
4	5850.0000	0.01	41.44	41.45	68.30	-26.85	AVG	
5	5860.0000	8.74	41.45	50.19	78.30	-28.11	Peak	
6	5860.0000	0.16	41.45	41.61	68.30	-26.69	AVG	

Orthogonal Axis:	X
Test Mode:	UNII-3/TX AC40 Mode 5795MHz

Horizontal

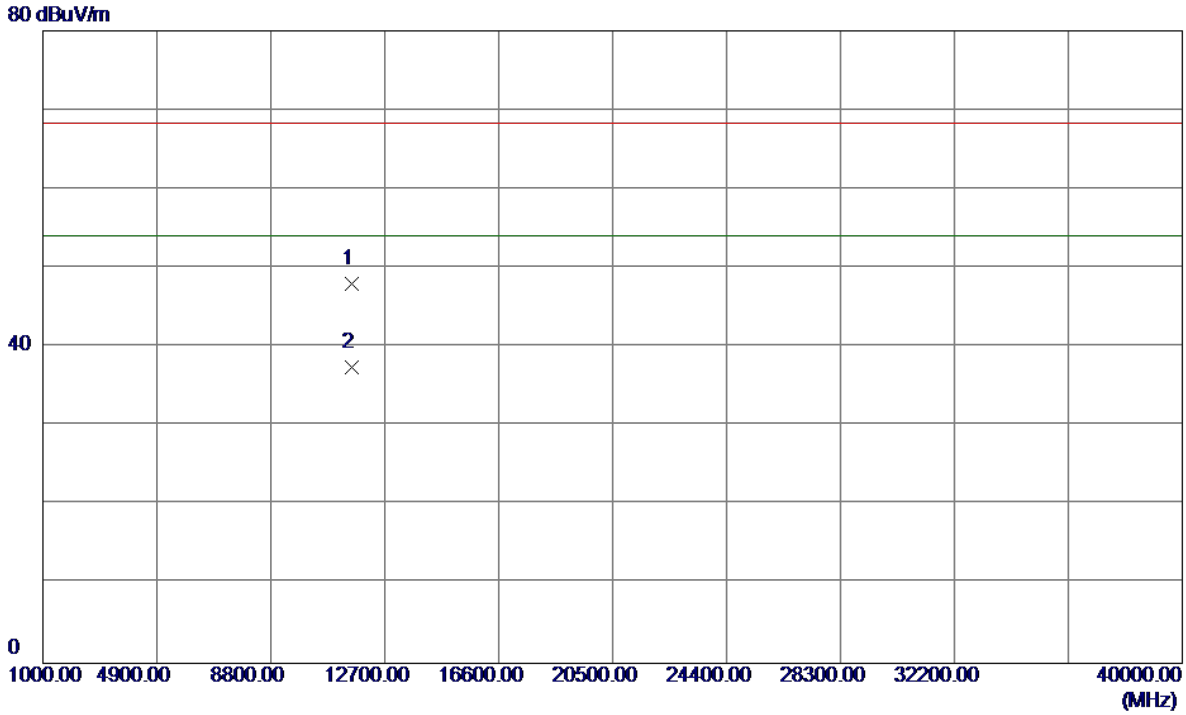

No.	Freq.	Reading Level	Correct Factor	Measure ment	Limit	Over		
	MHz	dBuV/m	dB	dBuV/m	dBuV/m	dB	Detector	Comment
1	11590.7400	30.94	17.08	48.02	68.30	-20.28	Peak	
2	11590.7400	20.38	17.08	37.46	54.00	-16.54	AVG	

Orthogonal Axis:	X
Test Mode:	UNII-3/TX AC80 Mode 5775MHz

Vertical

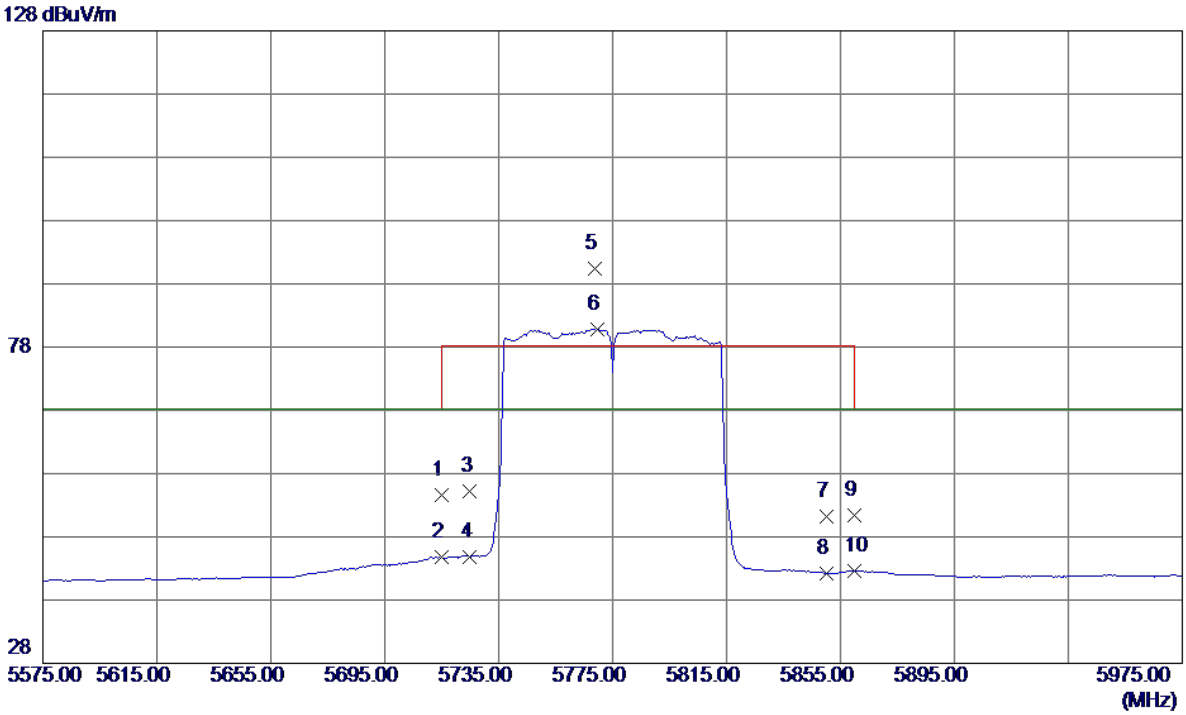

No.	Freq.	Reading Level	Correct Factor	Measure ment	Limit	Over		
	MHz	dBuV/m	dB	dBuV/m	dBuV/m	dB	Detector	Comment
1	5715.0000	13.44	41.25	54.69	68.30	-13.61	Peak	
2	5715.0000	3.47	41.25	44.72	68.30	-23.58	AVG	
3	5725.0000	13.93	41.27	55.20	78.30	-23.10	Peak	
4	5725.0000	3.60	41.27	44.87	68.30	-23.43	AVG	
5	5768.6000	49.05	41.33	90.38	78.30	12.08	Peak	no limit
6	5769.8000	39.52	41.33	80.85	68.30	12.55	AVG	no limit
7	5850.0000	9.77	41.44	51.21	78.30	-27.09	Peak	
8	5850.0000	0.76	41.44	42.20	68.30	-26.10	AVG	
9	5860.0000	9.90	41.45	51.35	78.30	-26.95	Peak	
10	5860.0000	1.09	41.45	42.54	68.30	-25.76	AVG	

Orthogonal Axis:	X
Test Mode:	UNII-3/TX AC80 Mode 5775MHz

Vertical

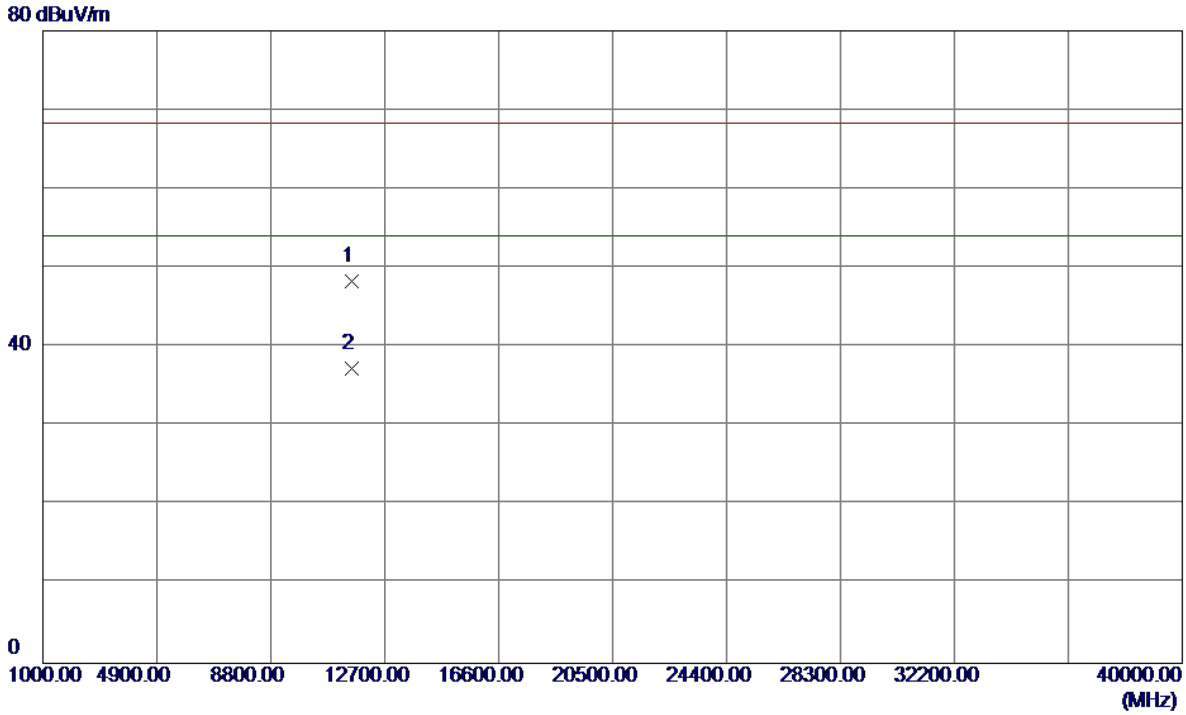

No.	Freq.	Reading Level	Correct Factor	Measure ment	Limit	Over		
	MHz	dBuV/m	dB	dBuV/m	dBuV/m	dB	Detector	Comment
1	11552.3700	31.35	17.02	48.37	68.30	-19.93	Peak	
2	11552.3700	20.22	17.02	37.24	54.00	-16.76	AVG	

Orthogonal Axis:	X
Test Mode:	UNII-3/TX AC80 Mode 5775MHz

Horizontal

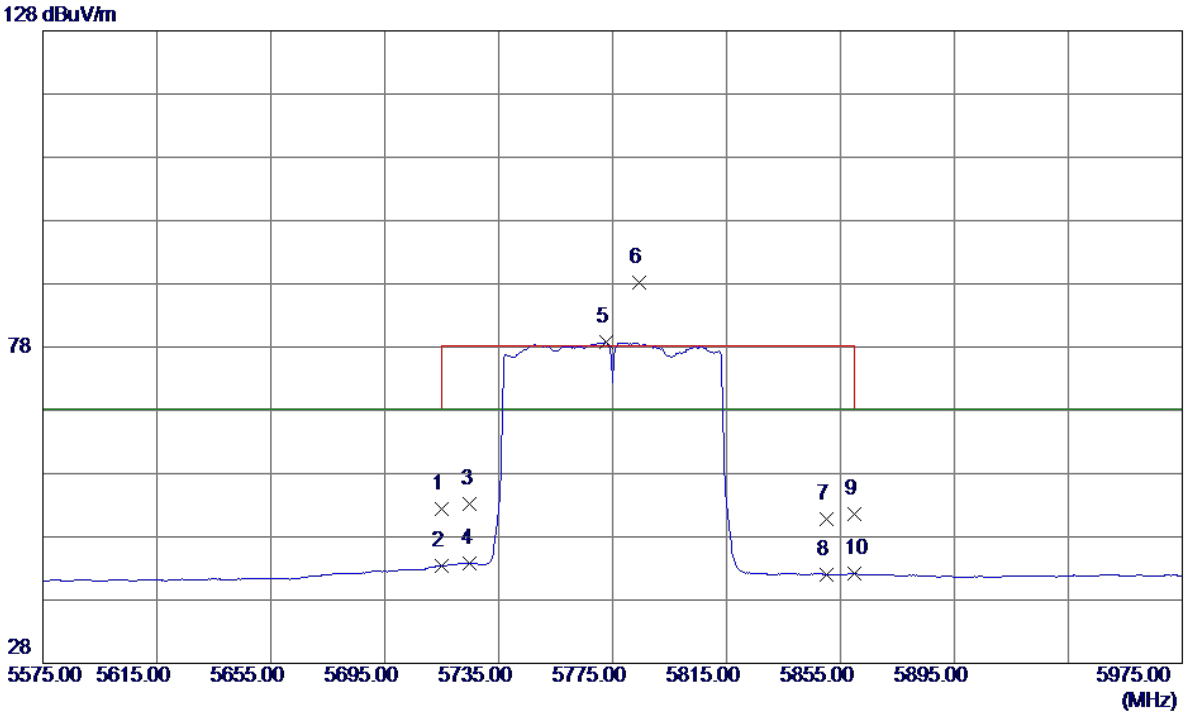

No.	Freq.	Reading Level	Correct Factor	Measure ment	Limit	Over		
	MHz	dBuV/m	dB	dBuV/m	dBuV/m	dB	Detector	Comment
1	5715.0000	11.13	41.25	52.38	68.30	-15.92	Peak	
2	5715.0000	2.18	41.25	43.43	68.30	-24.87	AVG	
3	5725.0000	11.96	41.27	53.23	78.30	-25.07	Peak	
4	5725.0000	2.53	41.27	43.80	68.30	-24.50	AVG	
5	5772.6000	37.42	41.33	78.75	68.30	10.45	AVG	no limit
6	5784.2000	46.92	41.35	88.27	78.30	9.97	Peak	no limit
7	5850.0000	9.30	41.44	50.74	78.30	-27.56	Peak	
8	5850.0000	0.54	41.44	41.98	68.30	-26.32	AVG	
9	5860.0000	10.09	41.45	51.54	78.30	-26.76	Peak	
10	5860.0000	0.67	41.45	42.12	68.30	-26.18	AVG	

Orthogonal Axis:	X
Test Mode:	UNII-3/TX AC80 Mode 5775MHz

Horizontal

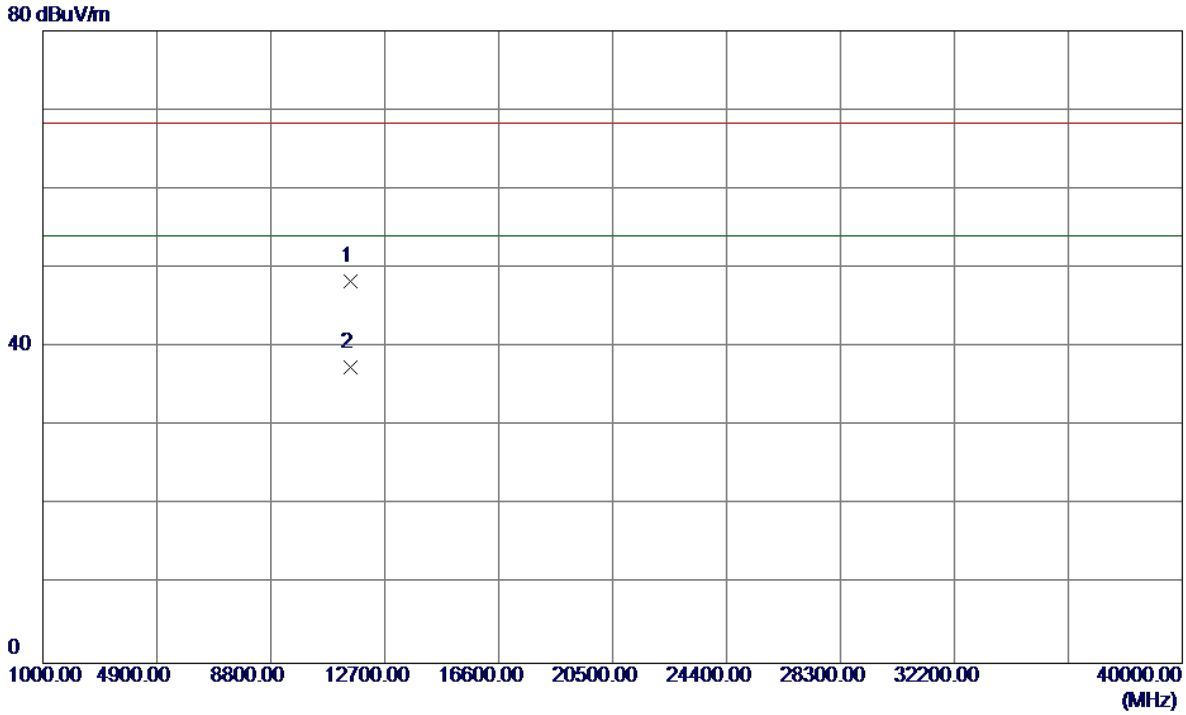

No.	Freq.	Reading Level	Correct Factor	Measure ment	Limit	Over		
	MHz	dBuV/m	dB	dBuV/m	dBuV/m	dB	Detector	Comment
1	11550.1600	31.32	17.01	48.33	68.30	-19.97	Peak	
2	11550.1600	20.40	17.01	37.41	54.00	-16.59	AVG	

TX A Mode_DUTY CYCLE

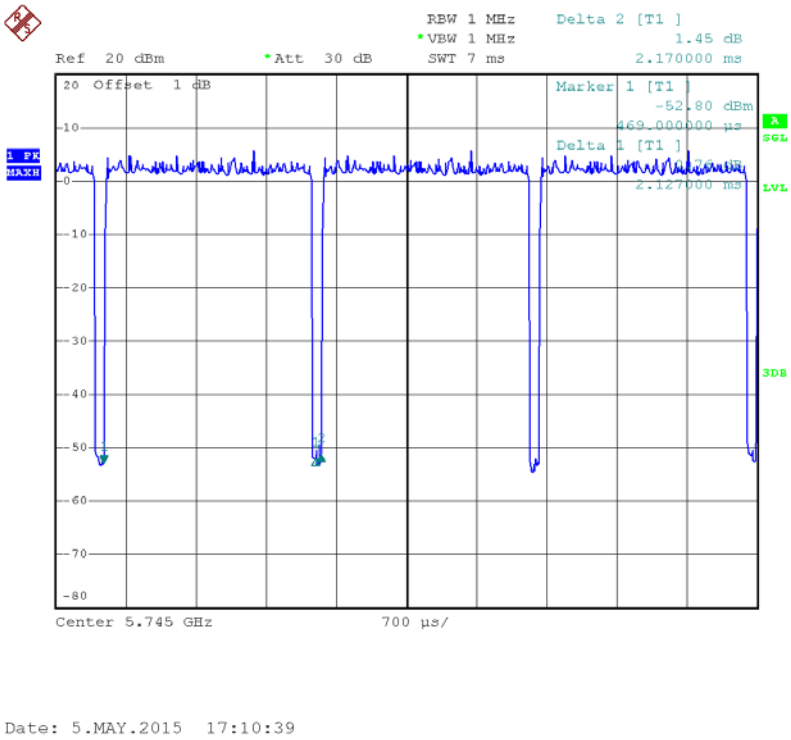

Duty cycle: TX DUTYMHz

Duty cycle = T_{ON} /T_{Total}

T_{ON}:2.13msec

T_{Total}:2.17msec

Duty cycle: 98.16%

Duty Factor= 10 log(1/Duty cycle)

Duty Factor =0.08

Note: The EUT was programmed to be in countinously transmitting mode and the transmit duty cycle is not less than 98 %, so, the output power and power density should be cacluated as Output Power = Measured power + Ducy factor
Power Spectral Density = Measured density + Duty factor

TX N20 Mode_DUTY CYCLE

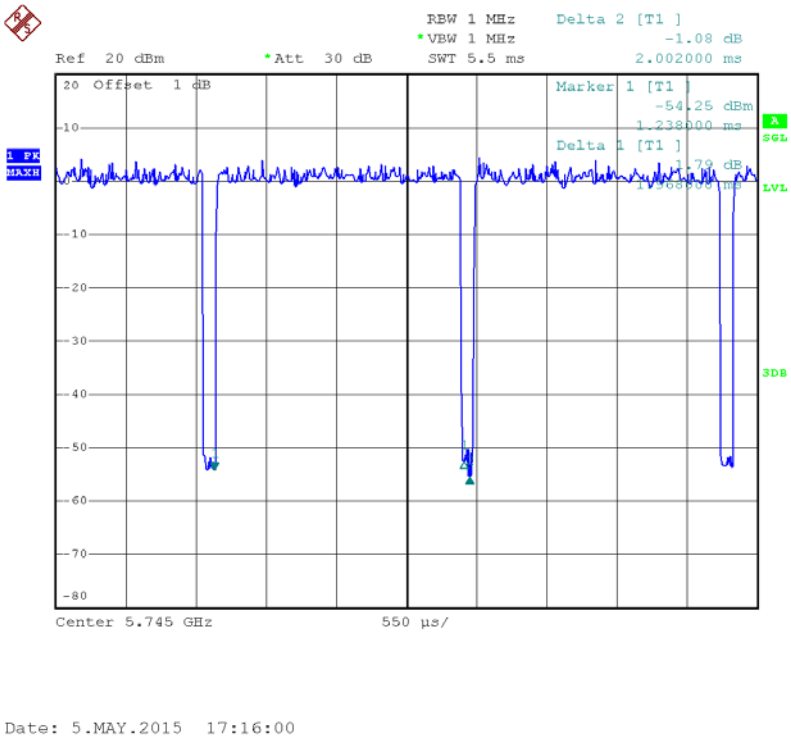

Duty cycle: TX DUTYMHz

Duty cycle = T_{ON} /T_{Total}

T_{ON}:1.97msec

T_{Total}:2.00msec

Duty cycle: 98.50%

Duty Factor= 10 log(1/Duty cycle)

Duty Factor =0.07

Note: The EUT was programmed to be in countinously transmitting mode and the transmit duty cycle is not less than 98 %, so, the output power and power density should be cacluated as Output Power = Measured power + Ducy factor
Power Spectral Density = Measured density + Duty factor

TX N40 Mode_DUTY CYCLE

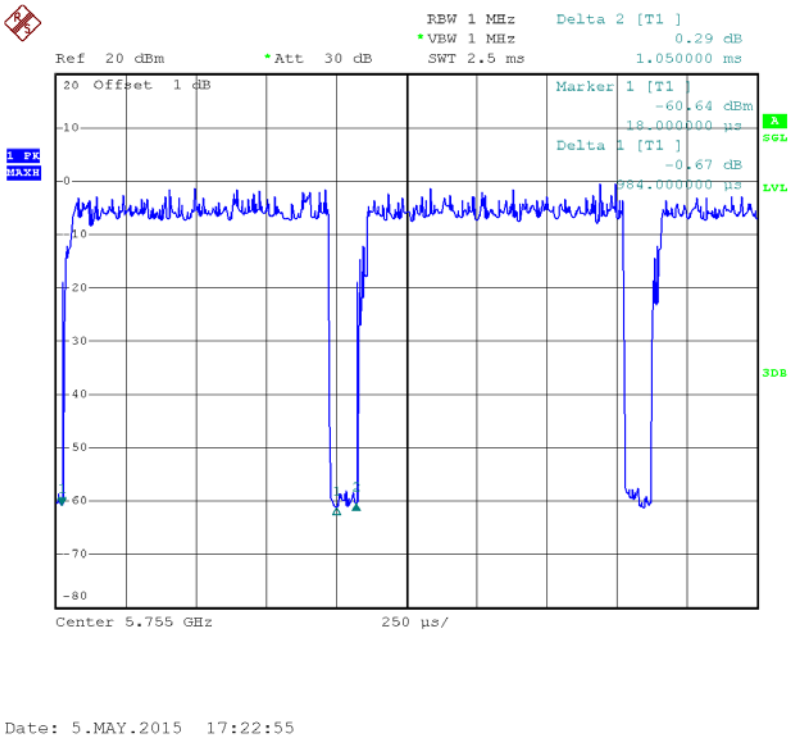

Duty cycle: TX DUTYMHz

Duty cycle = T_{ON} /T_{Total}

T_{ON}:0.98msec

T_{Total}:1.05msec

Duty cycle: 93.33%

Duty Factor= 10 log(1/Duty cycle)

Duty Factor =0.30

Note: The EUT was programmed to be in countinously transmitting mode and the transmit duty cycle is not less than 98 %, so, the output power and power density should be cacluated as Output Power = Measured power + Ducy factor
Power Spectral Density = Measured density + Duty factor