## Appendix B. SAR Measurement Plots

| Table of contents |
|---|
| CDMA800- head |
| CDMA800- body |
| CDMA 1700- head |
| CDMA1700- body |
| CDMA1900- head |
| CDMA1900- body |
| LTE Band II- head |
| LTE Band II- body |
| LTE Band IV- head |
| LTE Band IV- body |
| WiFi(802.11b)- head |
| WiFi(802.11b)- body |

Date/Time: 11/5/2011 1:02:40, Date/Time: 11/5/2011 1:10:44

Test Laboratory: HUAWEI SAR Lab

## M920 CDMA800 384CH Left hand touch cheek

### DUT: M920; Type: Mobile Phone ; Serial: B7PIEB1191400041

Communication System: HW-CDMA2000; Frequency: 836.52 MHz
Medium parameters used: f = 837 MHz; $\sigma$ = 0.895 mho/m; $\varepsilon_r$ = 42.8; $\rho$ = 1000 kg/m$^3$
Phantom section: Left Section

DASY5 Configuration:

- Probe: EX3DV4 - SN3753; ConvF(9.06, 9.06, 9.06); Calibrated: 12/13/2010
- Sensor-Surface: 4mm (Mechanical Surface Detection)
- Electronics: DAE4 Sn1291; Calibrated: 10/10/2011
- Phantom: SAM2; Type: SAM; Serial: TP-1474
- Measurement SW: DASY5, V5.2 Build 157; SEMCAD X Version 14.0 Build 57

**Configuration/Head/Area Scan (8x12x1):** Measurement grid: dx=15mm, dy=15mm
Maximum value of SAR (measured) = 0.381 mW/g

**Configuration/Head/Zoom Scan (7x7x7)/Cube 0:** Measurement grid: dx=5mm, dy=5mm, dz=5mm
Reference Value = 5.72 V/m; Power Drift = -0.021 dB
Peak SAR (extrapolated) = 0.484 W/kg
**SAR(1 g) = 0.356 mW/g; SAR(10 g) = 0.257 mW/g**
Maximum value of SAR (measured) = 0.376 mW/g

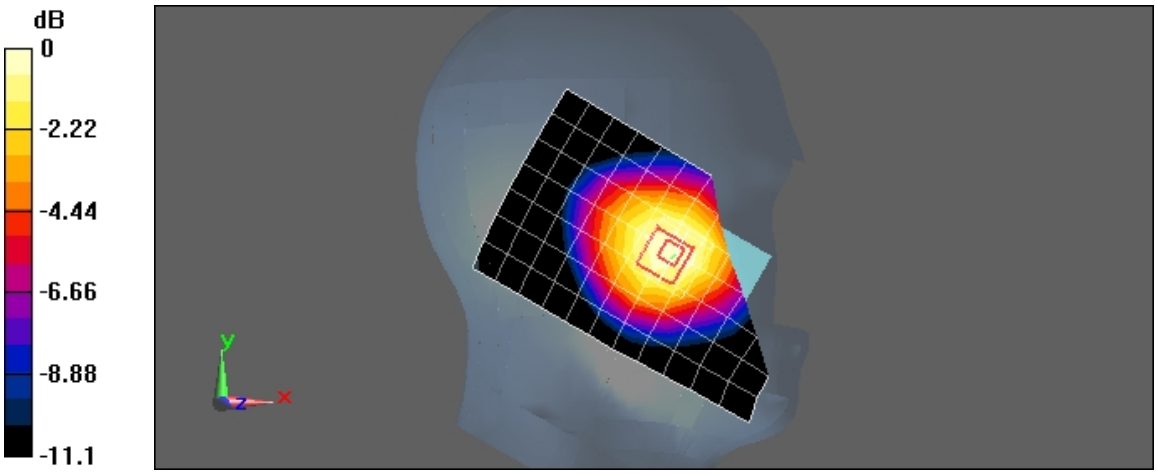


0 dB = 0.376mW/g

Date/Time: 11/5/2011 2:12:31, Date/Time: 11/5/2011 2:20:36

Test Laboratory: HUAWEI SAR Lab

## M920 CDMA800 384CH Left hand tilt 15 degree

### DUT: M920; Type: Mobile Phone ; Serial: B7PIEB1191400041

Communication System: HW-CDMA2000; Frequency: 836.52 MHz
Medium parameters used: f = 837 MHz; $\sigma$ = 0.895 mho/m; $\varepsilon_r$ = 42.8; $\rho$ = 1000 kg/m$^3$
Phantom section: Left Section

DASY5 Configuration:

- Probe: EX3DV4 - SN3753; ConvF(9.06, 9.06, 9.06); Calibrated: 12/13/2010
- Sensor-Surface: 4mm (Mechanical Surface Detection)
- Electronics: DAE4 Sn1291; Calibrated: 10/10/2011
- Phantom: SAM2; Type: SAM; Serial: TP-1474
- Measurement SW: DASY5, V5.2 Build 157; SEMCAD X Version 14.0 Build 57

**Configuration/Head/Area Scan (8x12x1):** Measurement grid: dx=15mm, dy=15mm
Maximum value of SAR (measured) = 0.284 mW/g

**Configuration/Head/Zoom Scan (7x7x7)/Cube 0:** Measurement grid: dx=5mm, dy=5mm, dz=5mm
Reference Value = 12.6 V/m; Power Drift = 0.017 dB
Peak SAR (extrapolated) = 0.358 W/kg
**SAR(1 g) = 0.284 mW/g; SAR(10 g) = 0.218 mW/g**
Maximum value of SAR (measured) = 0.296 mW/g




0 dB = 0.296mW/g

Date/Time: 11/5/2011 4:19:51, Date/Time: 11/5/2011 4:27:53

Test Laboratory: HUAWEI SAR Lab

## M920 CDMA800 777CH Right hand touch cheek

### DUT: M920; Type: Mobile Phone ; Serial: B7PIEB1191400041

Communication System: HW-CDMA2000; Frequency: 848.31 MHz
Medium parameters used (interpolated): f = 848.31 MHz; $\sigma$ = 0.903 mho/m; $\varepsilon_r$ = 42.6; $\rho$ = 1000 kg/m$^3$
Phantom section: Right Section

DASY5 Configuration:

- Probe: EX3DV4 - SN3753; ConvF(9.06, 9.06, 9.06); Calibrated: 12/13/2010
- Sensor-Surface: 4mm (Mechanical Surface Detection)
- Electronics: DAE4 Sn1291; Calibrated: 10/10/2011
- Phantom: SAM2; Type: SAM; Serial: TP-1474
- Measurement SW: DASY5, V5.2 Build 157; SEMCAD X Version 14.0 Build 57

**Configuration/Head/Area Scan (8x12x1):** Measurement grid: dx=15mm, dy=15mm

Info: Interpolated medium parameters used for SAR evaluation.
Maximum value of SAR (measured) = 1.09 mW/g

**Configuration/Head/Zoom Scan (7x7x7)/Cube 0:** Measurement grid: dx=5mm, dy=5mm, dz=5mm
Reference Value = 10.7 V/m; Power Drift = -0.096 dB
Peak SAR (extrapolated) = 1.46 W/kg
**SAR(1 g) = 1.01 mW/g; SAR(10 g) = 0.695 mW/g**

Info: Interpolated medium parameters used for SAR evaluation.
Maximum value of SAR (measured) = 1.07 mW/g


dB
0
-2.25
-4.49
-6.74
-8.99
-11.2

0 dB = 1.07mW/g

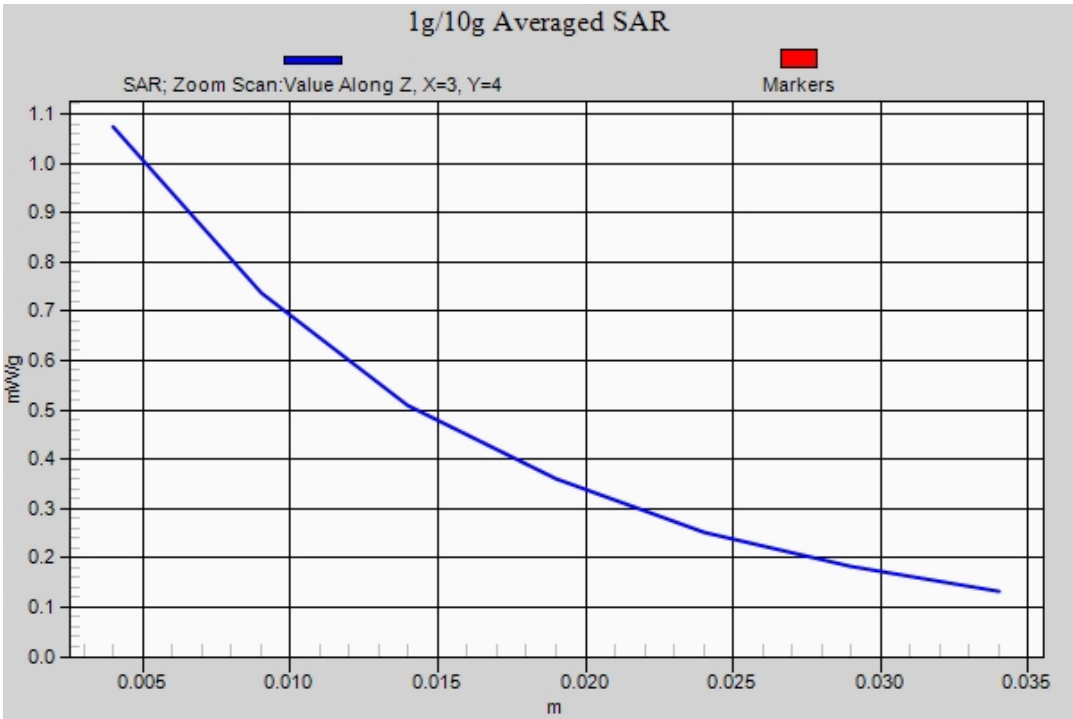
1g/10g Averaged SAR
SAR; Zoom Scan:Value Along Z, X=3, Y=4
Markers
mW/g
1.1
1.0
0.9
0.8
0.7
0.6
0.5
0.4
0.3
0.2
0.1
0.0
0.005
0.010
0.015
0.020
0.025
0.030
0.035
m

Date/Time: 11/5/2011 0:07:26, Date/Time: 11/5/2011 0:15:27

Test Laboratory: HUAWEI SAR Lab

## M920 CDMA800 384CH Right hand touch cheek

### DUT: M920; Type: Mobile Phone ; Serial: B7PIEB1191400041

Communication System: HW-CDMA2000; Frequency: 836.52 MHz
Medium parameters used: f = 837 MHz; $\sigma$ = 0.895 mho/m; $\varepsilon_r$ = 42.8; $\rho$ = 1000 kg/m$^3$
Phantom section: Right Section

DASY5 Configuration:

- Probe: EX3DV4 - SN3753; ConvF(9.06, 9.06, 9.06); Calibrated: 12/13/2010
- Sensor-Surface: 4mm (Mechanical Surface Detection)
- Electronics: DAE4 Sn1291; Calibrated: 10/10/2011
- Phantom: SAM2; Type: SAM; Serial: TP-1474
- Measurement SW: DASY5, V5.2 Build 157; SEMCAD X Version 14.0 Build 57

**Configuration/Head/Area Scan (8x12x1):** Measurement grid: dx=15mm, dy=15mm
Maximum value of SAR (measured) = 0.915 mW/g

**Configuration/Head/Zoom Scan (7x7x7)/Cube 0:** Measurement grid: dx=5mm, dy=5mm, dz=5mm
Reference Value = 8.81 V/m; Power Drift = -0.066 dB
Peak SAR (extrapolated) = 1.23 W/kg
**SAR(1 g) = 0.854 mW/g; SAR(10 g) = 0.591 mW/g**
Maximum value of SAR (measured) = 0.910 mW/g

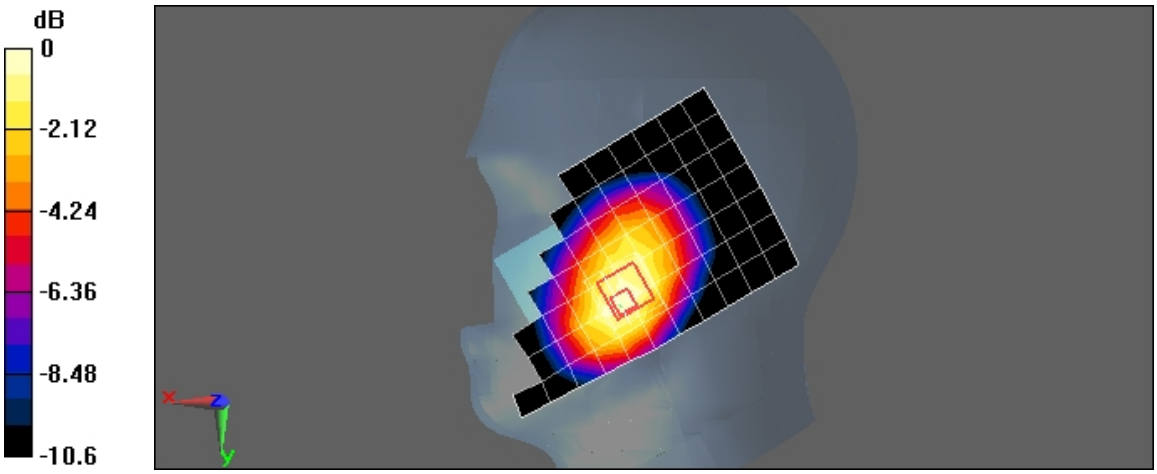


0 dB = 0.910mW/g

Date/Time: 11/5/2011 4:43:47, Date/Time: 11/5/2011 4:51:49

Test Laboratory: HUAWEI SAR Lab

## M920 CDMA800 1013CH Right hand touch cheek

### DUT: M920; Type: Mobile Phone ; Serial: B7PIEB1191400041

Communication System: HW-CDMA2000; Frequency: 824.7 MHz
Medium parameters used: f = 825 MHz; $\sigma$ = 0.876 mho/m; $\varepsilon_r$ = 42.9; $\rho$ = 1000 kg/m$^3$
Phantom section: Right Section

DASY5 Configuration:

- Probe: EX3DV4 - SN3753; ConvF(9.06, 9.06, 9.06); Calibrated: 12/13/2010
- Sensor-Surface: 4mm (Mechanical Surface Detection)
- Electronics: DAE4 Sn1291; Calibrated: 10/10/2011
- Phantom: SAM2; Type: SAM; Serial: TP-1474
- Measurement SW: DASY5, V5.2 Build 157; SEMCAD X Version 14.0 Build 57

**Configuration/Head/Area Scan (8x12x1):** Measurement grid: dx=15mm, dy=15mm
Maximum value of SAR (measured) = 0.684 mW/g

**Configuration/Head/Zoom Scan (7x7x7)/Cube 0:** Measurement grid: dx=5mm, dy=5mm, dz=5mm
Reference Value = 8.44 V/m; Power Drift = 0.084 dB
Peak SAR (extrapolated) = 0.936 W/kg
**SAR(1 g) = 0.651 mW/g; SAR(10 g) = 0.450 mW/g**
Maximum value of SAR (measured) = 0.689 mW/g




0 dB = 0.689mW/g

Date/Time: 11/5/2011 0:31:48, Date/Time: 11/5/2011 0:39:49

Test Laboratory: HUAWEI SAR Lab

## M920 CDMA800 384CH Right hand tilt 15 degree

### DUT: M920; Type: Mobile Phone ; Serial: B7PIEB1191400041

Communication System: HW-CDMA2000; Frequency: 836.52 MHz
Medium parameters used: f = 837 MHz; $\sigma$ = 0.895 mho/m; $\varepsilon_r$ = 42.8; $\rho$ = 1000 kg/m$^3$
Phantom section: Right Section

DASY5 Configuration:

- Probe: EX3DV4 - SN3753; ConvF(9.06, 9.06, 9.06); Calibrated: 12/13/2010
- Sensor-Surface: 4mm (Mechanical Surface Detection)
- Electronics: DAE4 Sn1291; Calibrated: 10/10/2011
- Phantom: SAM2; Type: SAM; Serial: TP-1474
- Measurement SW: DASY5, V5.2 Build 157; SEMCAD X Version 14.0 Build 57

**Configuration/Head/Area Scan (8x12x1):** Measurement grid: dx=15mm, dy=15mm
Maximum value of SAR (measured) = 0.340 mW/g

**Configuration/Head/Zoom Scan (7x7x7)/Cube 0:** Measurement grid: dx=5mm, dy=5mm, dz=5mm
Reference Value = 11.9 V/m; Power Drift = -0.059 dB
Peak SAR (extrapolated) = 0.431 W/kg
**SAR(1 g) = 0.334 mW/g; SAR(10 g) = 0.252 mW/g**
Maximum value of SAR (measured) = 0.353 mW/g




0 dB = 0.353mW/g

Date/Time: 11/5/2011 8:08:11, Date/Time: 11/5/2011 8:17:08

Test Laboratory: HUAWEI SAR Lab

## M920 CDMA800 384CH Left hand touch cheek with EVDO Rev.0

### DUT: M920; Type: Mobile Phone ; Serial: B7PIEB1191400041

Communication System: HW-CDMA2000; Frequency: 836.52 MHz
Medium parameters used: f = 837 MHz; $\sigma$ = 0.895 mho/m; $\varepsilon_r$ = 42.8; $\rho$ = 1000 kg/m$^3$
Phantom section: Left Section

DASY5 Configuration:

- Probe: EX3DV4 - SN3753; ConvF(9.06, 9.06, 9.06); Calibrated: 12/13/2010
- Sensor-Surface: 4mm (Mechanical Surface Detection)
- Electronics: DAE4 Sn1291; Calibrated: 10/10/2011
- Phantom: SAM2; Type: SAM; Serial: TP-1474
- Measurement SW: DASY5, V5.2 Build 157; SEMCAD X Version 14.0 Build 57

**Configuration/Head/Area Scan (8x12x1):** Measurement grid: dx=15mm, dy=15mm
Maximum value of SAR (measured) = 0.464 mW/g

**Configuration/Head/Zoom Scan (7x7x7)/Cube 0:** Measurement grid: dx=5mm, dy=5mm, dz=5mm
Reference Value = 6.86 V/m; Power Drift = 0.186 dB
Peak SAR (extrapolated) = 0.685 W/kg
**SAR(1 g) = 0.446 mW/g; SAR(10 g) = 0.324 mW/g**

Maximum value of SAR (measured) = 0.521 mW/g




0 dB = 0.521mW/g

Date/Time: 11/5/2011 8:34:57, Date/Time: 11/5/2011 8:51:32

Test Laboratory: HUAWEI SAR Lab

## M920 CDMA800 384CH Left hand tilt 15 degree with EVDO Rev.0

### DUT: M920; Type: Mobile Phone ; Serial: B7PIEB1191400041

Communication System: HW-CDMA2000; Frequency: 836.52 MHz
Medium parameters used: f = 837 MHz; $\sigma$ = 0.895 mho/m; $\varepsilon_r$ = 42.8; $\rho$ = 1000 kg/m$^3$
Phantom section: Left Section

DASY5 Configuration:

- Probe: EX3DV4 - SN3753; ConvF(9.06, 9.06, 9.06); Calibrated: 12/13/2010
- Sensor-Surface: 4mm (Mechanical Surface Detection)
- Electronics: DAE4 Sn1291; Calibrated: 10/10/2011
- Phantom: SAM2; Type: SAM; Serial: TP-1474
- Measurement SW: DASY5, V5.2 Build 157; SEMCAD X Version 14.0 Build 57

**Configuration/Head/Area Scan (8x12x1):** Measurement grid: dx=15mm, dy=15mm
Maximum value of SAR (measured) = 0.218 mW/g

**Configuration/Head/Zoom Scan (7x7x7)/Cube 0:** Measurement grid: dx=5mm, dy=5mm, dz=5mm
Reference Value = 11.3 V/m; Power Drift = -0.104 dB
Peak SAR (extrapolated) = 0.402 W/kg
**SAR(1 g) = 0.218 mW/g; SAR(10 g) = 0.160 mW/g**
Maximum value of SAR (measured) = 0.251 mW/g




0 dB = 0.251mW/g

Date/Time: 11/5/2011 6:09:19, Date/Time: 11/5/2011 6:17:21

Test Laboratory: HUAWEI SAR Lab

## M920 CDMA800 777CH Right hand touch cheek with EVDO Rev.0

### DUT: M920; Type: Mobile Phone ; Serial: B7PIEB1191400041

Communication System: HW-CDMA2000; Frequency: 848.31 MHz
Medium parameters used (interpolated): f = 848.31 MHz; $\sigma$ = 0.903 mho/m; $\varepsilon_r$ = 42.6; $\rho$ = 1000 kg/m$^3$
Phantom section: Right Section

DASY5 Configuration:

- Probe: EX3DV4 - SN3753; ConvF(9.06, 9.06, 9.06); Calibrated: 12/13/2010
- Sensor-Surface: 4mm (Mechanical Surface Detection)
- Electronics: DAE4 Sn1291; Calibrated: 10/10/2011
- Phantom: SAM2; Type: SAM; Serial: TP-1474
- Measurement SW: DASY5, V5.2 Build 157; SEMCAD X Version 14.0 Build 57

**Configuration/Head/Area Scan (8x12x1):** Measurement grid: dx=15mm, dy=15mm

Info: Interpolated medium parameters used for SAR evaluation.
Maximum value of SAR (measured) = 1.01 mW/g

**Configuration/Head/Zoom Scan (7x7x7)/Cube 0:** Measurement grid: dx=5mm, dy=5mm, dz=5mm
Reference Value = 9.54 V/m; Power Drift = -0.046 dB
Peak SAR (extrapolated) = 1.36 W/kg
**SAR(1 g) = 0.928 mW/g; SAR(10 g) = 0.639 mW/g**

Info: Interpolated medium parameters used for SAR evaluation.
Maximum value of SAR (measured) = 0.995 mW/g




0 dB = 0.995mW/g

Date/Time: 11/5/2011 5:20:48, Date/Time: 11/5/2011 5:28:49

Test Laboratory: HUAWEI SAR Lab

## M920 CDMA800 384CH Right hand touch cheek with EVDO Rev.0

### DUT: M920; Type: Mobile Phone ; Serial: B7PIEB1191400041

Communication System: HW-CDMA2000; Frequency: 836.52 MHz
Medium parameters used: f = 837 MHz; $\sigma$ = 0.895 mho/m; $\varepsilon_r$ = 42.8; $\rho$ = 1000 kg/m$^3$
Phantom section: Right Section

DASY5 Configuration:

- Probe: EX3DV4 - SN3753; ConvF(9.06, 9.06, 9.06); Calibrated: 12/13/2010
- Sensor-Surface: 4mm (Mechanical Surface Detection)
- Electronics: DAE4 Sn1291; Calibrated: 10/10/2011
- Phantom: SAM2; Type: SAM; Serial: TP-1474
- Measurement SW: DASY5, V5.2 Build 157; SEMCAD X Version 14.0 Build 57

**Configuration/Head/Area Scan (8x12x1):** Measurement grid: dx=15mm, dy=15mm
Maximum value of SAR (measured) = 0.904 mW/g

**Configuration/Head/Zoom Scan (7x7x7)/Cube 0:** Measurement grid: dx=5mm, dy=5mm, dz=5mm
Reference Value = 8.34 V/m; Power Drift = -0.172 dB
Peak SAR (extrapolated) = 1.28 W/kg
**SAR(1 g) = 0.853 mW/g; SAR(10 g) = 0.580 mW/g**
Maximum value of SAR (measured) = 0.913 mW/g

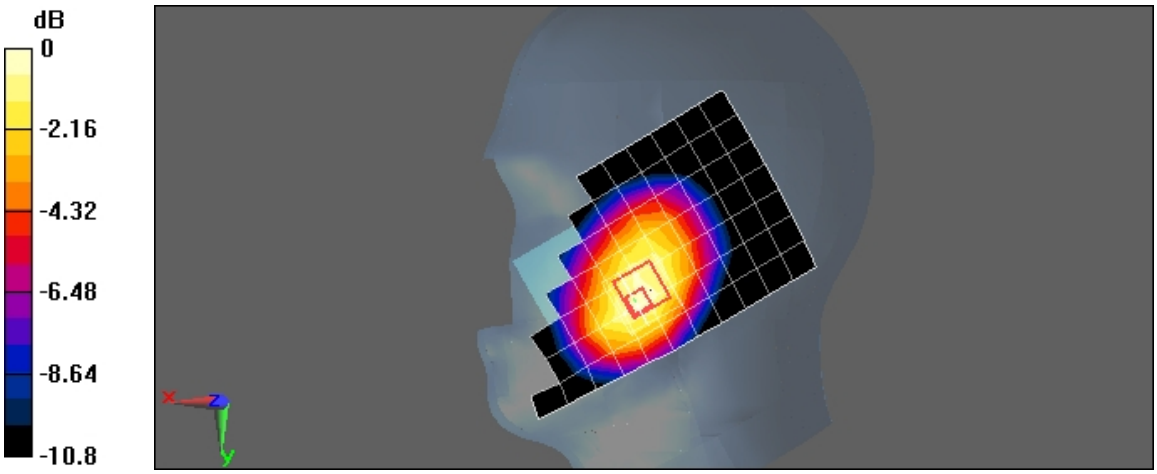


0 dB = 0.913mW/g

Date/Time: 11/5/2011 9:42:06, Date/Time: 11/5/2011 9:50:07

Test Laboratory: HUAWEI SAR Lab

## M920 CDMA800 1013CH Right hand touch cheek with EVDO Rev.0

### DUT: M920; Type: Mobile Phone ; Serial: B7PIEB1191400041

Communication System: HW-CDMA2000; Frequency: 824.7 MHz
Medium parameters used: f = 825 MHz; $\sigma$ = 0.876 mho/m; $\varepsilon_r$ = 42.9; $\rho$ = 1000 kg/m$^3$
Phantom section: Right Section

DASY5 Configuration:

- Probe: EX3DV4 - SN3753; ConvF(9.06, 9.06, 9.06); Calibrated: 12/13/2010
- Sensor-Surface: 4mm (Mechanical Surface Detection)
- Electronics: DAE4 Sn1291; Calibrated: 10/10/2011
- Phantom: SAM2; Type: SAM; Serial: TP-1474
- Measurement SW: DASY5, V5.2 Build 157; SEMCAD X Version 14.0 Build 57

**Configuration/Head/Area Scan (8x12x1):** Measurement grid: dx=15mm, dy=15mm
Maximum value of SAR (measured) = 0.440 mW/g

**Configuration/Head/Zoom Scan (7x7x7)/Cube 0:** Measurement grid: dx=5mm, dy=5mm, dz=5mm
Reference Value = 6.39 V/m; Power Drift = -0.070 dB
Peak SAR (extrapolated) = 0.690 W/kg
**SAR(1 g) = 0.435 mW/g; SAR(10 g) = 0.293 mW/g**
Maximum value of SAR (measured) = 0.547 mW/g

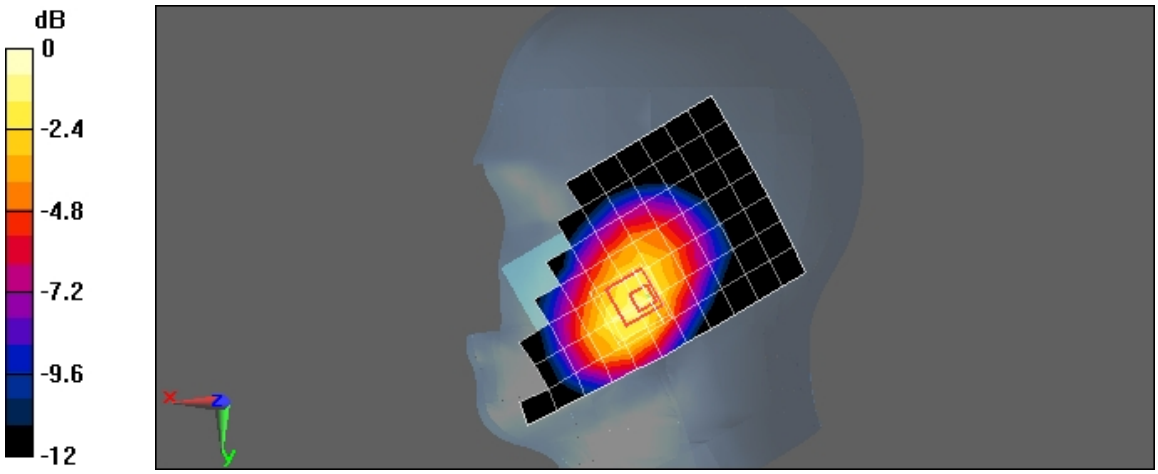


0 dB = 0.547mW/g

Date/Time: 11/5/2011 9:09:39, Date/Time: 11/5/2011 9:24:44

Test Laboratory: HUAWEI SAR Lab

## M920 CDMA800 384CH Right hand tilt 15 degree with EVDO Rev.0

### DUT: M920; Type: Mobile Phone ; Serial: B7PIEB1191400041

Communication System: HW-CDMA2000; Frequency: 836.52 MHz
Medium parameters used: f = 837 MHz; $\sigma$ = 0.895 mho/m; $\varepsilon_r$ = 42.8; $\rho$ = 1000 kg/m$^3$
Phantom section: Right Section

DASY5 Configuration:

- Probe: EX3DV4 - SN3753; ConvF(9.06, 9.06, 9.06); Calibrated: 12/13/2010
- Sensor-Surface: 4mm (Mechanical Surface Detection)
- Electronics: DAE4 Sn1291; Calibrated: 10/10/2011
- Phantom: SAM2; Type: SAM; Serial: TP-1474
- Measurement SW: DASY5, V5.2 Build 157; SEMCAD X Version 14.0 Build 57

**Configuration/Head/Area Scan (8x12x1):** Measurement grid: dx=15mm, dy=15mm
Maximum value of SAR (measured) = 0.252 mW/g

**Configuration/Head/Zoom Scan (7x7x7)/Cube 0:** Measurement grid: dx=5mm, dy=5mm, dz=5mm
Reference Value = 11.6 V/m; Power Drift = -0.179 dB
Peak SAR (extrapolated) = 0.375 W/kg
**SAR(1 g) = 0.245 mW/g; SAR(10 g) = 0.183 mW/g**
Maximum value of SAR (measured) = 0.273 mW/g




0 dB = 0.273mW/g

Date/Time: 11/6/2011 16:56:46, Date/Time: 11/6/2011 17:06:06

Test Laboratory: HUAWEI SAR Lab

## M920 CDMA800 384CH Towards Phantom 10mm

### DUT: M920; Type: Mobile Phone ; Serial: B7PIEB1191400041

Communication System: HW-CDMA2000; Frequency: 836.52 MHz
Medium parameters used: f = 837 MHz; $\sigma$ = 0.944 mho/m; $\varepsilon_r$ = 54.2; $\rho$ = 1000 kg/m$^3$
Phantom section: Flat Section

DASY5 Configuration:

- Probe: EX3DV4 - SN3753; ConvF(9.07, 9.07, 9.07); Calibrated: 12/13/2010
- Sensor-Surface: 4mm (Mechanical Surface Detection)
- Electronics: DAE4 Sn1291; Calibrated: 10/10/2011
- Phantom: SAM2; Type: SAM; Serial: TP-1474
- Measurement SW: DASY5, V5.2 Build 157; SEMCAD X Version 14.0 Build 57

**Configuration/Body/Area Scan (8x12x1):** Measurement grid: dx=15mm, dy=15mm
Maximum value of SAR (measured) = 0.700 mW/g

**Configuration/Body/Zoom Scan (7x7x7)/Cube 0:** Measurement grid: dx=5mm, dy=5mm, dz=5mm
Reference Value = 22.5 V/m; Power Drift = -0.190 dB
Peak SAR (extrapolated) = 1.05 W/kg
**SAR(1 g) = 0.706 mW/g; SAR(10 g) = 0.479 mW/g**
Maximum value of SAR (measured) = 0.752 mW/g

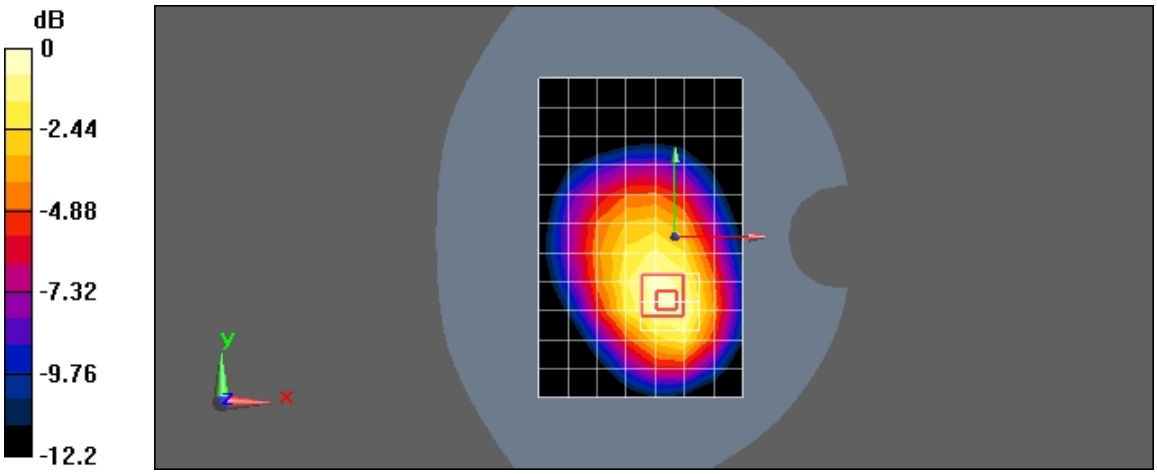


0 dB = 0.752mW/g

Date/Time: 11/6/2011 20:09:17, Date/Time: 11/6/2011 20:18:38

Test Laboratory: HUAWEI SAR Lab

## M920 CDMA800 777CH Towards Ground 10mm

### DUT: M920; Type: Mobile Phone ; Serial: B7PIEB1191400041

Communication System: HW-CDMA2000; Frequency: 848.31 MHz
Medium parameters used (interpolated): f = 848.31 MHz; $\sigma$ = 0.928 mho/m; $\varepsilon_r$ = 54.1; $\rho$ = 1000 kg/m$^3$
Phantom section: Flat Section

DASY5 Configuration:

- Probe: EX3DV4 - SN3753; ConvF(9.07, 9.07, 9.07); Calibrated: 12/13/2010
- Sensor-Surface: 4mm (Mechanical Surface Detection)
- Electronics: DAE4 Sn1291; Calibrated: 10/10/2011
- Phantom: SAM2; Type: SAM; Serial: TP-1474
- Measurement SW: DASY5, V5.2 Build 157; SEMCAD X Version 14.0 Build 57

**Configuration/Body/Area Scan (8x12x1):** Measurement grid: dx=15mm, dy=15mm

Info: Interpolated medium parameters used for SAR evaluation.
Maximum value of SAR (measured) = 1.28 mW/g

**Configuration/Body/Zoom Scan (7x7x7)/Cube 0:** Measurement grid: dx=5mm, dy=5mm, dz=5mm
Reference Value = 29 V/m; Power Drift = 0.018 dB
Peak SAR (extrapolated) = 1.83 W/kg
**SAR(1 g) = 1.22 mW/g; SAR(10 g) = 0.826 mW/g**

Info: Interpolated medium parameters used for SAR evaluation.
Maximum value of SAR (measured) = 1.31 mW/g

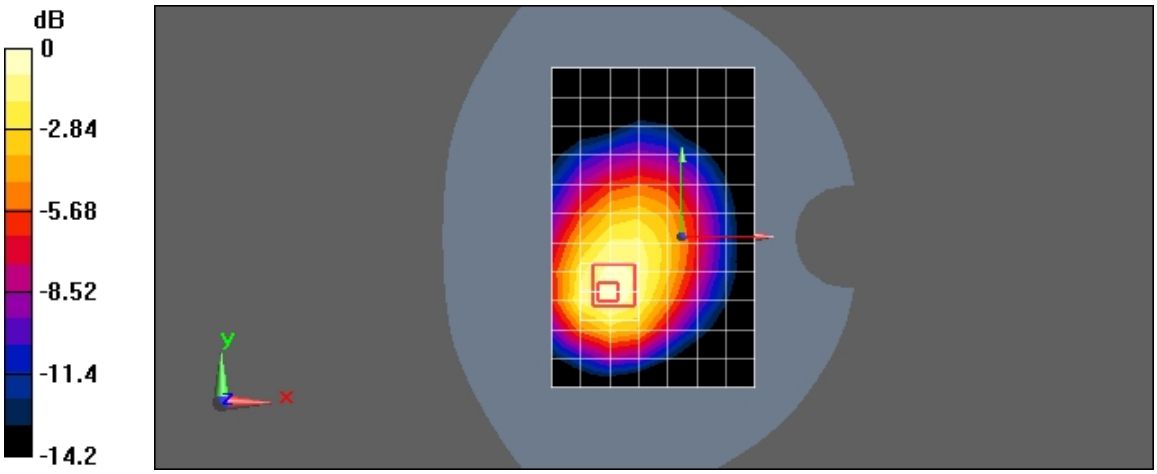


0 dB = 1.31mW/g

Date/Time: 11/5/2011 19:43:10, Date/Time: 11/5/2011 19:52:31

Test Laboratory: HUAWEI SAR Lab

## M920 CDMA800 384CH Towards Ground 10mm

### DUT: M920; Type: Mobile Phone ; Serial: B7PIEB1191400041

Communication System: HW-CDMA2000; Frequency: 836.52 MHz
Medium parameters used: f = 837 MHz; $\sigma$ = 0.944 mho/m; $\varepsilon_r$ = 54.2; $\rho$ = 1000 kg/m$^3$
Phantom section: Flat Section

DASY5 Configuration:

- Probe: EX3DV4 - SN3753; ConvF(9.07, 9.07, 9.07); Calibrated: 12/13/2010
- Sensor-Surface: 4mm (Mechanical Surface Detection)
- Electronics: DAE4 Sn1291; Calibrated: 10/10/2011
- Phantom: SAM2; Type: SAM; Serial: TP-1474
- Measurement SW: DASY5, V5.2 Build 157; SEMCAD X Version 14.0 Build 57

**Configuration/Body/Area Scan (8x12x1):** Measurement grid: dx=15mm, dy=15mm
Maximum value of SAR (measured) = 1.39 mW/g

**Configuration/Body/Zoom Scan (7x7x7)/Cube 0:** Measurement grid: dx=5mm, dy=5mm, dz=5mm
Reference Value = 28.8 V/m; Power Drift = -0.046 dB
Peak SAR (extrapolated) = 2.04 W/kg
**SAR(1 g) = 1.36 mW/g; SAR(10 g) = 0.910 mW/g**

Maximum value of SAR (measured) = 1.46 mW/g

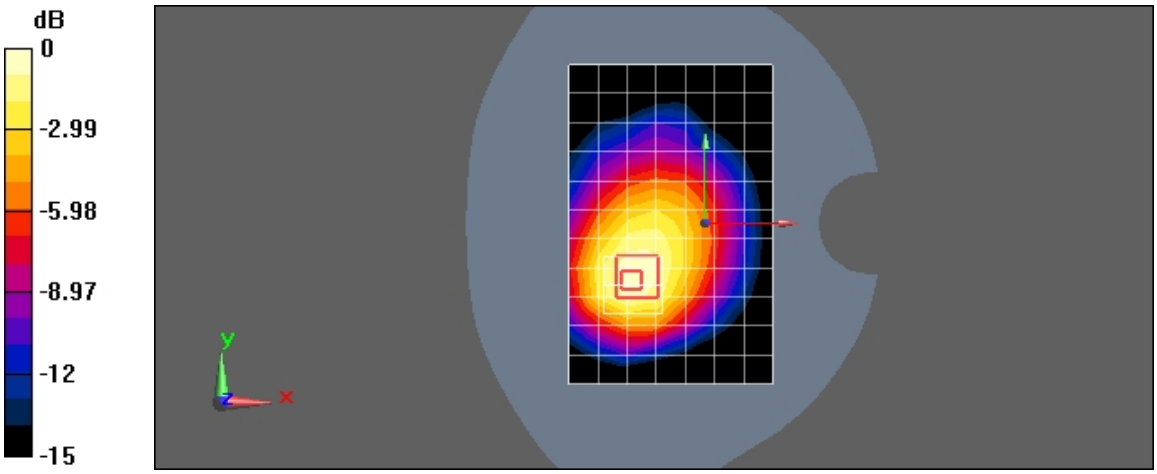
dB
0
-2.99
-5.98
-8.97
-12
-15
y
x

0 dB = 1.46mW/g

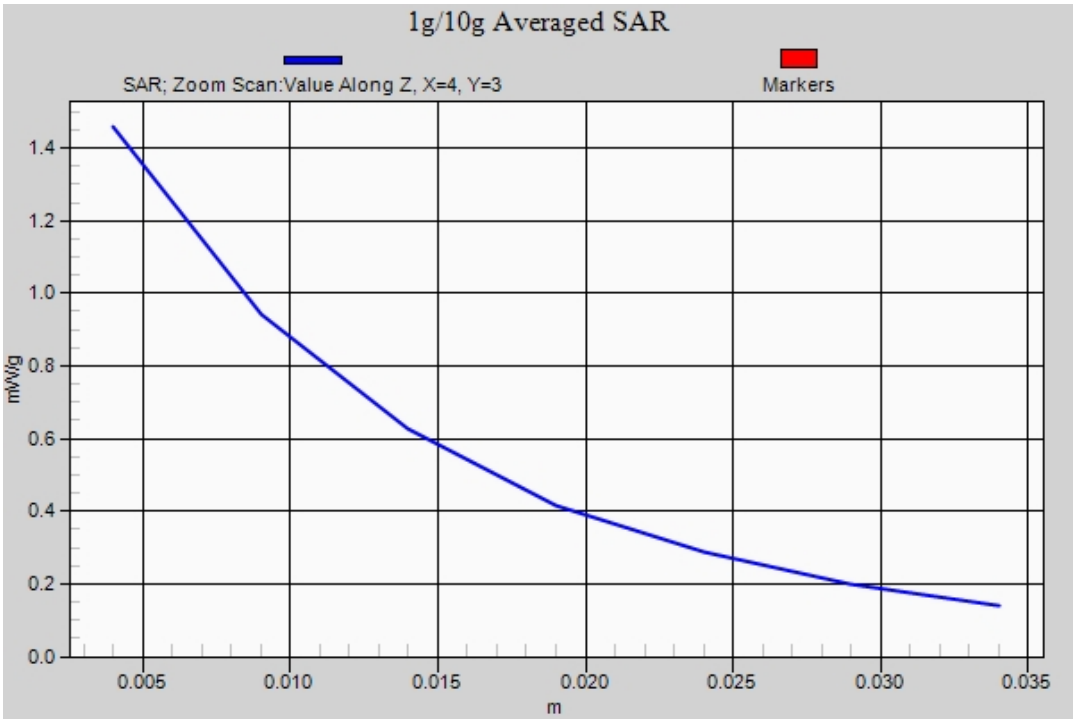
1g/10g Averaged SAR
SAR; Zoom Scan:Value Along Z, X=4, Y=3
Markers
mW/g
1.4
1.2
1.0
0.8
0.6
0.4
0.2
0.0
0.005
0.010
0.015
0.020
0.025
0.030
0.035
m

Date/Time: 11/6/2011 20:33:30, Date/Time: 11/6/2011 20:42:50

Test Laboratory: HUAWEI SAR Lab

## M920 CDMA800 1013CH Towards Ground 10mm

### DUT: M920; Type: Mobile Phone ; Serial: B7PIEB1191400041

Communication System: HW-CDMA2000; Frequency: 824.7 MHz
Medium parameters used: f = 825 MHz; $\sigma$ = 0.923 mho/m; $\varepsilon_r$ = 54.3; $\rho$ = 1000 kg/m$^3$
Phantom section: Flat Section

DASY5 Configuration:

- Probe: EX3DV4 - SN3753; ConvF(9.07, 9.07, 9.07); Calibrated: 12/13/2010
- Sensor-Surface: 4mm (Mechanical Surface Detection)
- Electronics: DAE4 Sn1291; Calibrated: 10/10/2011
- Phantom: SAM2; Type: SAM; Serial: TP-1474
- Measurement SW: DASY5, V5.2 Build 157; SEMCAD X Version 14.0 Build 57

**Configuration/Body/Area Scan (8x12x1):** Measurement grid: dx=15mm, dy=15mm
Maximum value of SAR (measured) = 1.16 mW/g

**Configuration/Body/Zoom Scan (7x7x7)/Cube 0:** Measurement grid: dx=5mm, dy=5mm, dz=5mm
Reference Value = 24.1 V/m; Power Drift = 0.039 dB
Peak SAR (extrapolated) = 1.6 W/kg
**SAR(1 g) = 1.08 mW/g; SAR(10 g) = 0.723 mW/g**

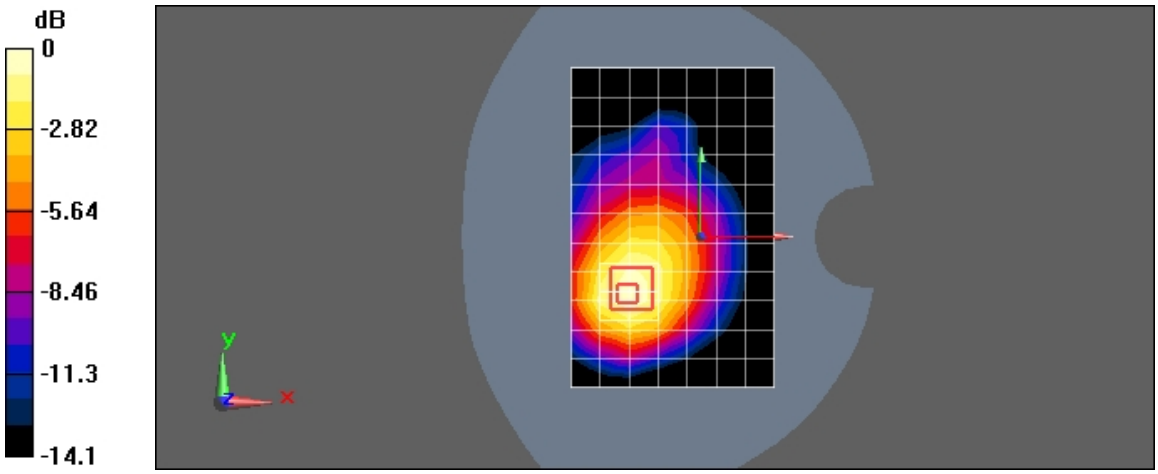


0 dB = 1.16mW/g

Date/Time: 11/6/2011 21:02:46, Date/Time: 11/6/2011 21:12:07

Test Laboratory: HUAWEI SAR Lab

## M920 CDMA800 384CH Towards Ground 10mm with headset

### DUT: M920; Type: Mobile Phone ; Serial: B7PIEB1191400041

Communication System: HW-CDMA2000; Frequency: 836.52 MHz
Medium parameters used: f = 837 MHz; $\sigma$ = 0.944 mho/m; $\varepsilon_r$ = 54.2; $\rho$ = 1000 kg/m$^3$
Phantom section: Flat Section

DASY5 Configuration:

- Probe: EX3DV4 - SN3753; ConvF(9.07, 9.07, 9.07); Calibrated: 12/13/2010
- Sensor-Surface: 4mm (Mechanical Surface Detection)
- Electronics: DAE4 Sn1291; Calibrated: 10/10/2011
- Phantom: SAM2; Type: SAM; Serial: TP-1474
- Measurement SW: DASY5, V5.2 Build 157; SEMCAD X Version 14.0 Build 57

**Configuration/Body/Area Scan (8x12x1):** Measurement grid: dx=15mm, dy=15mm
Maximum value of SAR (measured) = 1.32 mW/g

**Configuration/Body/Zoom Scan (7x7x7)/Cube 0:** Measurement grid: dx=5mm, dy=5mm, dz=5mm
Reference Value = 26.3 V/m; Power Drift = 0.026 dB
Peak SAR (extrapolated) = 1.96 W/kg
**SAR(1 g) = 1.24 mW/g; SAR(10 g) = 0.820 mW/g**
Maximum value of SAR (measured) = 1.31 mW/g

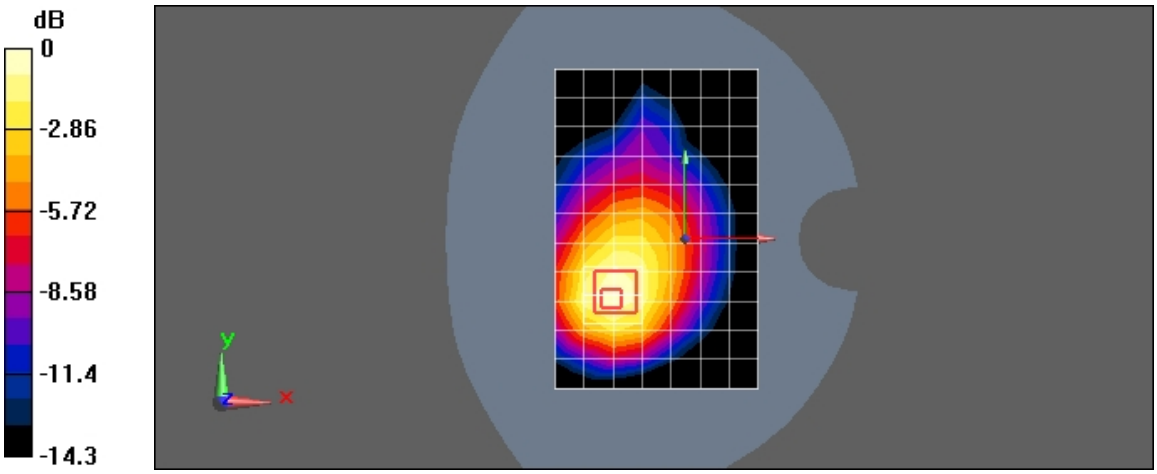


0 dB = 1.31mW/g

Date/Time: 11/7/2011 2:37:11, Date/Time: 11/7/2011 2:45:11

Test Laboratory: HUAWEI SAR Lab

## M920 CDMA1700 450CH Left hand touch cheek

### DUT: M920; Type: Mobile Phone ; Serial: B7PIEB1191400041

Communication System: HW-CDMA2000; Frequency: 1732.5 MHz
Medium parameters used (interpolated): f = 1732.5 MHz; $\sigma$ = 1.37 mho/m; $\varepsilon_r$ = 39.3; $\rho$ = 1000 kg/m$^3$
Phantom section: Left Section

DASY5 Configuration:

- Probe: EX3DV4 - SN3753; ConvF(8.25, 8.25, 8.25); Calibrated: 12/13/2010
- Sensor-Surface: 4mm (Mechanical Surface Detection)
- Electronics: DAE4 Sn1291; Calibrated: 10/10/2011
- Phantom: SAM1; Type: SAM; Serial: TP-1475
- Measurement SW: DASY5, V5.2 Build 157; SEMCAD X Version 14.0 Build 57

**Configuration/Head/Area Scan (8x12x1):** Measurement grid: dx=15mm, dy=15mm

Info: Interpolated medium parameters used for SAR evaluation.
Maximum value of SAR (measured) = 0.290 mW/g

**Configuration/Head/Zoom Scan (7x7x7)/Cube 0:** Measurement grid: dx=5mm, dy=5mm, dz=5mm
Reference Value = 7.33 V/m; Power Drift = 0.070 dB
Peak SAR (extrapolated) = 0.412 W/kg
**SAR(1 g) = 0.278 mW/g; SAR(10 g) = 0.176 mW/g**

Info: Interpolated medium parameters used for SAR evaluation.
Maximum value of SAR (measured) = 0.301 mW/g

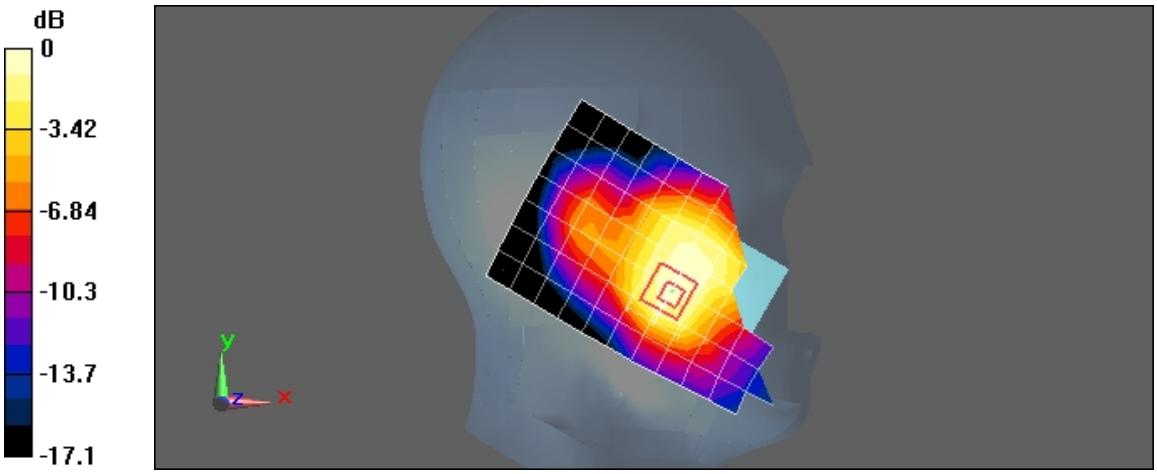


0 dB = 0.301mW/g

Date/Time: 11/7/2011 3:00:35, Date/Time: 11/7/2011 3:08:35

Test Laboratory: HUAWEI SAR Lab

## M920 CDMA1700 450CH Left hand tilt 15 degree

### DUT: M920; Type: Mobile Phone ; Serial: B7PIEB1191400041

Communication System: HW-CDMA2000; Frequency: 1732.5 MHz
Medium parameters used (interpolated): f = 1732.5 MHz; $\sigma$ = 1.37 mho/m; $\varepsilon_r$ = 39.3; $\rho$ = 1000 kg/m$^3$
Phantom section: Left Section

DASY5 Configuration:

- Probe: EX3DV4 - SN3753; ConvF(8.25, 8.25, 8.25); Calibrated: 12/13/2010
- Sensor-Surface: 4mm (Mechanical Surface Detection)
- Electronics: DAE4 Sn1291; Calibrated: 10/10/2011
- Phantom: SAM1; Type: SAM; Serial: TP-1475
- Measurement SW: DASY5, V5.2 Build 157; SEMCAD X Version 14.0 Build 57

**Configuration/Head/Area Scan (8x12x1):** Measurement grid: dx=15mm, dy=15mm

Info: Interpolated medium parameters used for SAR evaluation.
Maximum value of SAR (measured) = 0.146 mW/g

**Configuration/Head/Zoom Scan (7x7x7)/Cube 0:** Measurement grid: dx=5mm, dy=5mm, dz=5mm
Reference Value = 10.3 V/m; Power Drift = -0.018 dB
Peak SAR (extrapolated) = 0.220 W/kg
**SAR(1 g) = 0.137 mW/g; SAR(10 g) = 0.083 mW/g**

Info: Interpolated medium parameters used for SAR evaluation.
Maximum value of SAR (measured) = 0.149 mW/g

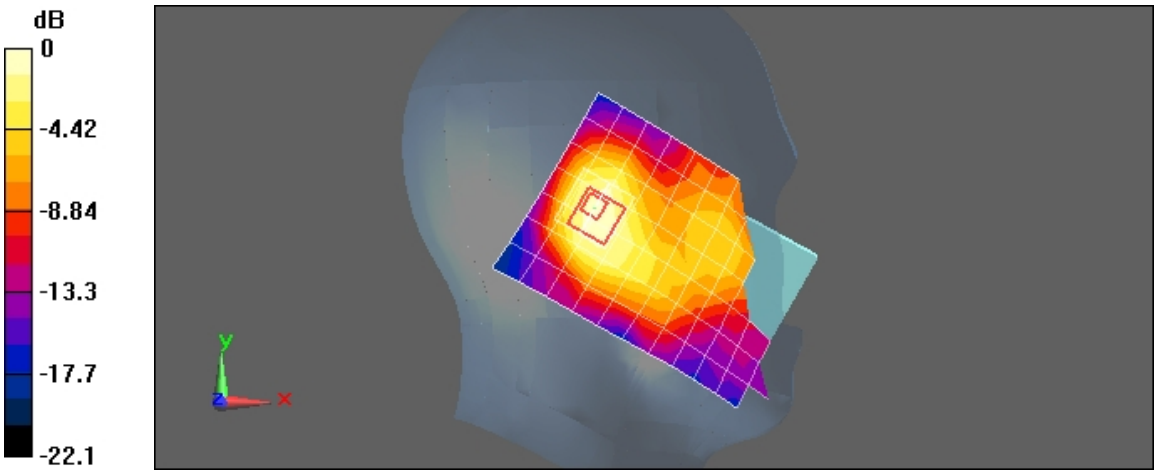


0 dB = 0.149mW/g

Date/Time: 11/7/2011 1:40:54, Date/Time: 11/7/2011 1:48:32

Test Laboratory: HUAWEI SAR Lab

## M920 CDMA1700 450CH Right hand touch cheek

### DUT: M920; Type: Mobile Phone ; Serial: B7PIEB1191400041

Communication System: HW-CDMA2000; Frequency: 1732.5 MHz
Medium parameters used (interpolated): f = 1732.5 MHz; $\sigma$ = 1.37 mho/m; $\varepsilon_r$ = 39.3; $\rho$ = 1000 kg/m$^3$
Phantom section: Right Section

DASY5 Configuration:

- Probe: EX3DV4 - SN3753; ConvF(8.25, 8.25, 8.25); Calibrated: 12/13/2010
- Sensor-Surface: 4mm (Mechanical Surface Detection)
- Electronics: DAE4 Sn1291; Calibrated: 10/10/2011
- Phantom: SAM1; Type: SAM; Serial: TP-1475
- Measurement SW: DASY5, V5.2 Build 157; SEMCAD X Version 14.0 Build 57

**Configuration/Head/Area Scan (8x12x1):** Measurement grid: dx=15mm, dy=15mm

Info: Interpolated medium parameters used for SAR evaluation.
Maximum value of SAR (measured) = 0.706 mW/g

**Configuration/Head/Zoom Scan (7x7x7)/Cube 0:** Measurement grid: dx=5mm, dy=5mm, dz=5mm
Reference Value = 6.59 V/m; Power Drift = -0.118 dB
Peak SAR (extrapolated) = 0.772 W/kg
**SAR(1 g) = 0.437 mW/g; SAR(10 g) = 0.260 mW/g**

Info: Interpolated medium parameters used for SAR evaluation.
Maximum value of SAR (measured) = 0.526 mW/g

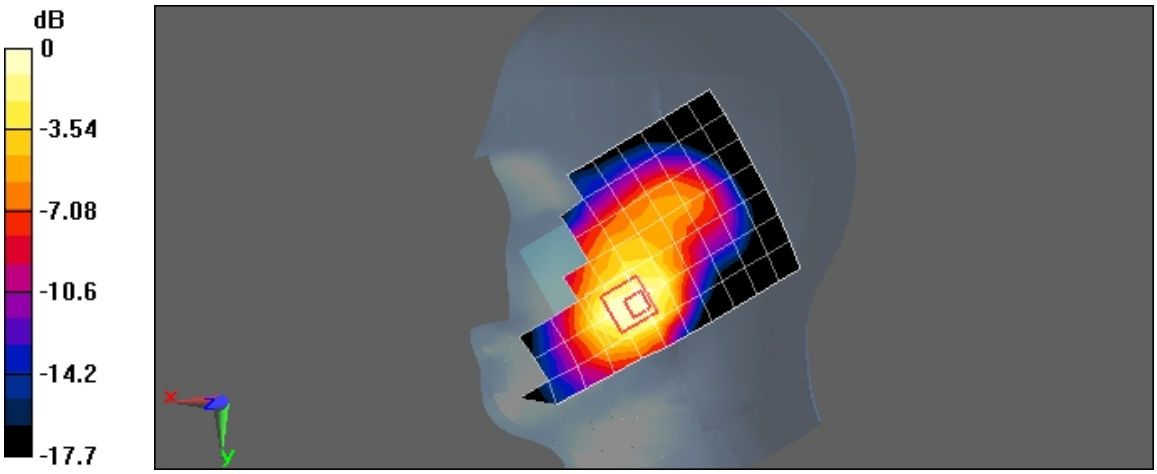


0 dB = 0.526mW/g

Date/Time: 11/7/2011 2:03:58, Date/Time: 11/7/2011 2:11:36

Test Laboratory: HUAWEI SAR Lab

## M920 CDMA1700 450CH Right hand tilt 15 degree

### DUT: M920; Type: Mobile Phone ; Serial: B7PIEB1191400041

Communication System: HW-CDMA2000; Frequency: 1732.5 MHz
Medium parameters used (interpolated): f = 1732.5 MHz; $\sigma$ = 1.37 mho/m; $\varepsilon_r$ = 39.3; $\rho$ = 1000 kg/m$^3$
Phantom section: Right Section

DASY5 Configuration:

- Probe: EX3DV4 - SN3753; ConvF(8.25, 8.25, 8.25); Calibrated: 12/13/2010
- Sensor-Surface: 4mm (Mechanical Surface Detection)
- Electronics: DAE4 Sn1291; Calibrated: 10/10/2011
- Phantom: SAM1; Type: SAM; Serial: TP-1475
- Measurement SW: DASY5, V5.2 Build 157; SEMCAD X Version 14.0 Build 57

**Configuration/Head/Area Scan (8x12x1):** Measurement grid: dx=15mm, dy=15mm

Info: Interpolated medium parameters used for SAR evaluation.
Maximum value of SAR (measured) = 0.177 mW/g

**Configuration/Head/Zoom Scan (7x7x7)/Cube 0:** Measurement grid: dx=5mm, dy=5mm, dz=5mm
Reference Value = 10.2 V/m; Power Drift = 0.036 dB
Peak SAR (extrapolated) = 0.266 W/kg
**SAR(1 g) = 0.172 mW/g; SAR(10 g) = 0.105 mW/g**

Info: Interpolated medium parameters used for SAR evaluation.
Maximum value of SAR (measured) = 0.186 mW/g

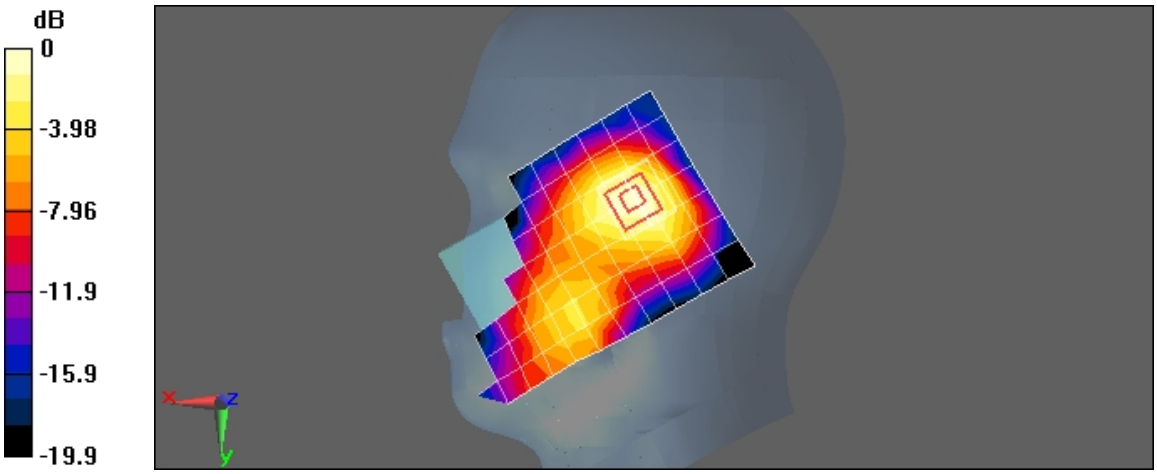


0 dB = 0.186mW/g

Date/Time: 11/6/2011 23:38:51, Date/Time: 11/6/2011 23:47:21

Test Laboratory: HUAWEI SAR Lab

## M920 CDMA1700 450CH Left hand touch cheek with EVDO Rev.0

### DUT: M920; Type: Mobile Phone ; Serial: B7PIEB1191400041

Communication System: HW-CDMA2000; Frequency: 1732.5 MHz
Medium parameters used (interpolated): f = 1732.5 MHz; $\sigma$ = 1.37 mho/m; $\varepsilon_r$ = 39.3; $\rho$ = 1000 kg/m$^3$
Phantom section: Left Section

DASY5 Configuration:

- Probe: EX3DV4 - SN3753; ConvF(8.25, 8.25, 8.25); Calibrated: 12/13/2010
- Sensor-Surface: 4mm (Mechanical Surface Detection)
- Electronics: DAE4 Sn1291; Calibrated: 10/10/2011
- Phantom: SAM1; Type: SAM; Serial: TP-1475
- Measurement SW: DASY5, V5.2 Build 157; SEMCAD X Version 14.0 Build 57

**Configuration/Head/Area Scan (8x12x1):** Measurement grid: dx=15mm, dy=15mm

Info: Interpolated medium parameters used for SAR evaluation.
Maximum value of SAR (measured) = 0.321 mW/g

**Configuration/Head/Zoom Scan (7x7x7)/Cube 0:** Measurement grid: dx=5mm, dy=5mm, dz=5mm
Reference Value = 8.14 V/m; Power Drift = 0.155 dB
Peak SAR (extrapolated) = 0.466 W/kg
**SAR(1 g) = 0.301 mW/g; SAR(10 g) = 0.195 mW/g**

Info: Interpolated medium parameters used for SAR evaluation.

Maximum value of SAR (measured) = 0.354 mW/g

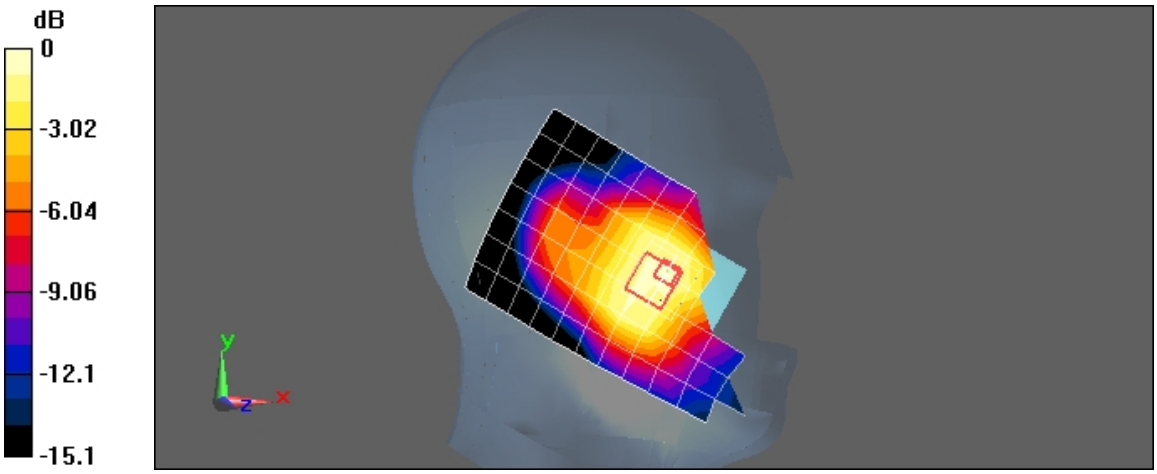


0 dB = 0.354mW/g

Date/Time: 11/7/2011 0:06:28, Date/Time: 11/7/2011 0:14:28

Test Laboratory: HUAWEI SAR Lab

## M920 CDMA1700 450CH Left hand tilt 15 degree with EVDO Rev.0

### DUT: M920; Type: Mobile Phone ; Serial: B7PIEB1191400041

Communication System: HW-CDMA2000; Frequency: 1732.5 MHz
Medium parameters used (interpolated): f = 1732.5 MHz; $\sigma$ = 1.37 mho/m; $\varepsilon_r$ = 39.3; $\rho$ = 1000 kg/m$^3$
Phantom section: Left Section

DASY5 Configuration:

- Probe: EX3DV4 - SN3753; ConvF(8.25, 8.25, 8.25); Calibrated: 12/13/2010
- Sensor-Surface: 4mm (Mechanical Surface Detection)
- Electronics: DAE4 Sn1291; Calibrated: 10/10/2011
- Phantom: SAM1; Type: SAM; Serial: TP-1475
- Measurement SW: DASY5, V5.2 Build 157; SEMCAD X Version 14.0 Build 57

**Configuration/Head/Area Scan (8x12x1):** Measurement grid: dx=15mm, dy=15mm

Info: Interpolated medium parameters used for SAR evaluation.
Maximum value of SAR (measured) = 0.168 mW/g

**Configuration/Head/Zoom Scan (7x7x7)/Cube 0:** Measurement grid: dx=5mm, dy=5mm, dz=5mm
Reference Value = 10.8 V/m; Power Drift = -0.037 dB
Peak SAR (extrapolated) = 0.262 W/kg
**SAR(1 g) = 0.165 mW/g; SAR(10 g) = 0.099 mW/g**

Info: Interpolated medium parameters used for SAR evaluation.

Maximum value of SAR (measured) = 0.179 mW/g

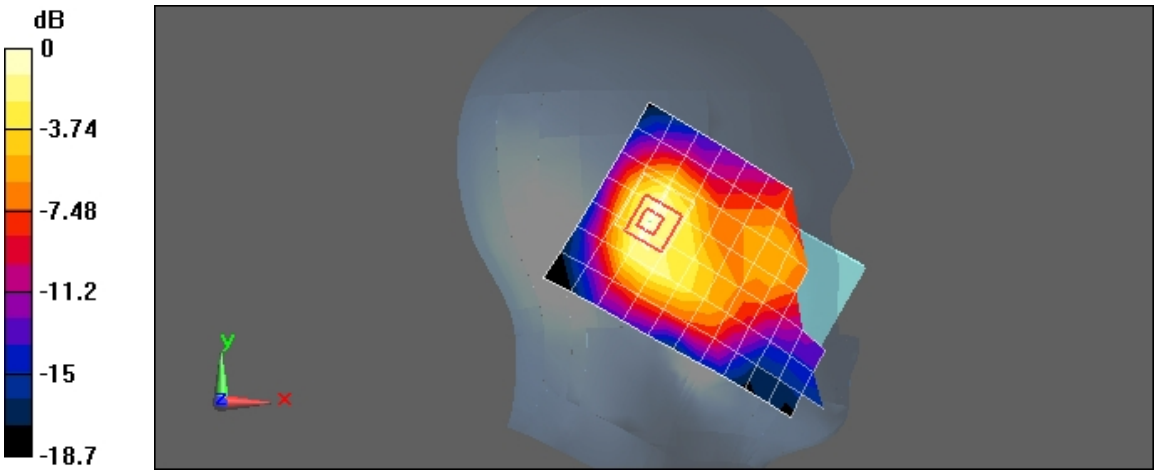


0 dB = 0.179mW/g

Date/Time: 11/6/2011 22:23:57, Date/Time: 11/6/2011 22:31:33

Test Laboratory: HUAWEI SAR Lab

## M920 CDMA1700 450CH Right hand touch cheek with EVDO Rev.0

### DUT: M920; Type: Mobile Phone ; Serial: B7PIEB1191400041

Communication System: HW-CDMA2000; Frequency: 1732.5 MHz
Medium parameters used (interpolated): f = 1732.5 MHz; $\sigma$ = 1.37 mho/m; $\varepsilon_r$ = 39.3; $\rho$ = 1000 kg/m$^3$
Phantom section: Right Section

DASY5 Configuration:

- Probe: EX3DV4 - SN3753; ConvF(8.25, 8.25, 8.25); Calibrated: 12/13/2010
- Sensor-Surface: 4mm (Mechanical Surface Detection)
- Electronics: DAE4 Sn1291; Calibrated: 10/10/2011
- Phantom: SAM1; Type: SAM; Serial: TP-1475
- Measurement SW: DASY5, V5.2 Build 157; SEMCAD X Version 14.0 Build 57

**Configuration/Head/Area Scan (8x12x1):** Measurement grid: dx=15mm, dy=15mm

Info: Interpolated medium parameters used for SAR evaluation.
Maximum value of SAR (measured) = 0.823 mW/g

**Configuration/Head/Zoom Scan (7x7x7)/Cube 0:** Measurement grid: dx=5mm, dy=5mm, dz=5mm
Reference Value = 7 V/m; Power Drift = -0.152 dB
Peak SAR (extrapolated) = 0.938 W/kg
**SAR(1 g) = 0.516 mW/g; SAR(10 g) = 0.310 mW/g**

Info: Interpolated medium parameters used for SAR evaluation.
Maximum value of SAR (measured) = 0.719 mW/g

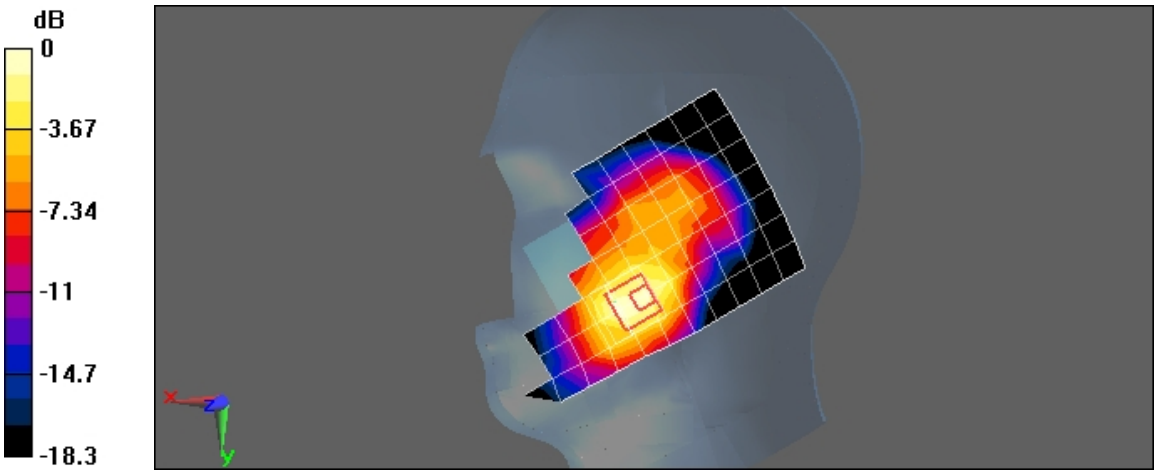
dB
0
-3.67
-7.34
-11
-14.7
-18.3

0 dB = 0.719mW/g

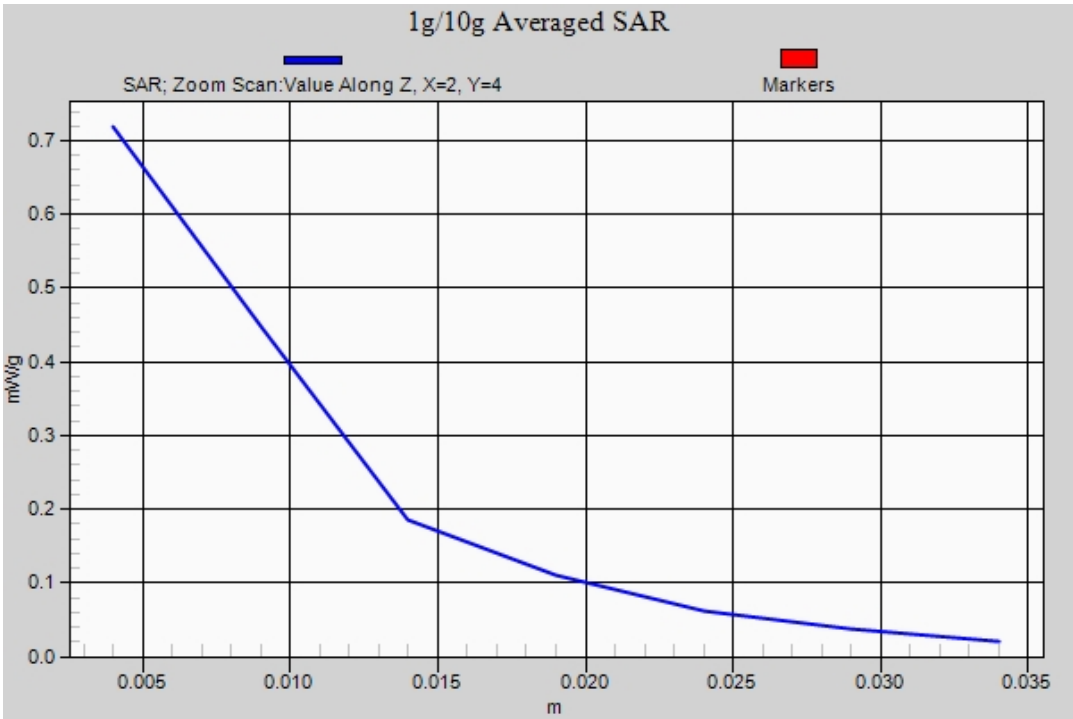
1g/10g Averaged SAR
SAR; Zoom Scan:Value Along Z, X=2, Y=4
Markers
mW/g
0.0
0.1
0.2
0.3
0.4
0.5
0.6
0.7
0.005
0.010
0.015
0.020
0.025
0.030
0.035
m

Date/Time: 11/6/2011 22:47:46, Date/Time: 11/6/2011 22:55:24

Test Laboratory: HUAWEI SAR Lab

## M920 CDMA1700 450CH Right hand tilt 15 degree with EVDO Rev.0

### DUT: M920; Type: Mobile Phone ; Serial: B7PIEB1191400041

Communication System: HW-CDMA2000; Frequency: 1732.5 MHz
Medium parameters used (interpolated): f = 1732.5 MHz; $\sigma$ = 1.37 mho/m; $\varepsilon_r$ = 39.3; $\rho$ = 1000 kg/m$^3$
Phantom section: Right Section

DASY5 Configuration:

- Probe: EX3DV4 - SN3753; ConvF(8.25, 8.25, 8.25); Calibrated: 12/13/2010
- Sensor-Surface: 4mm (Mechanical Surface Detection)
- Electronics: DAE4 Sn1291; Calibrated: 10/10/2011
- Phantom: SAM1; Type: SAM; Serial: TP-1475
- Measurement SW: DASY5, V5.2 Build 157; SEMCAD X Version 14.0 Build 57

**Configuration/Head/Area Scan (8x12x1):** Measurement grid: dx=15mm, dy=15mm

Info: Interpolated medium parameters used for SAR evaluation.
Maximum value of SAR (measured) = 0.207 mW/g

**Configuration/Head/Zoom Scan (7x7x7)/Cube 0:** Measurement grid: dx=5mm, dy=5mm, dz=5mm
Reference Value = 10.7 V/m; Power Drift = 0.017 dB
Peak SAR (extrapolated) = 0.306 W/kg
**SAR(1 g) = 0.199 mW/g; SAR(10 g) = 0.122 mW/g**

Info: Interpolated medium parameters used for SAR evaluation.

Maximum value of SAR (measured) = 0.217 mW/g

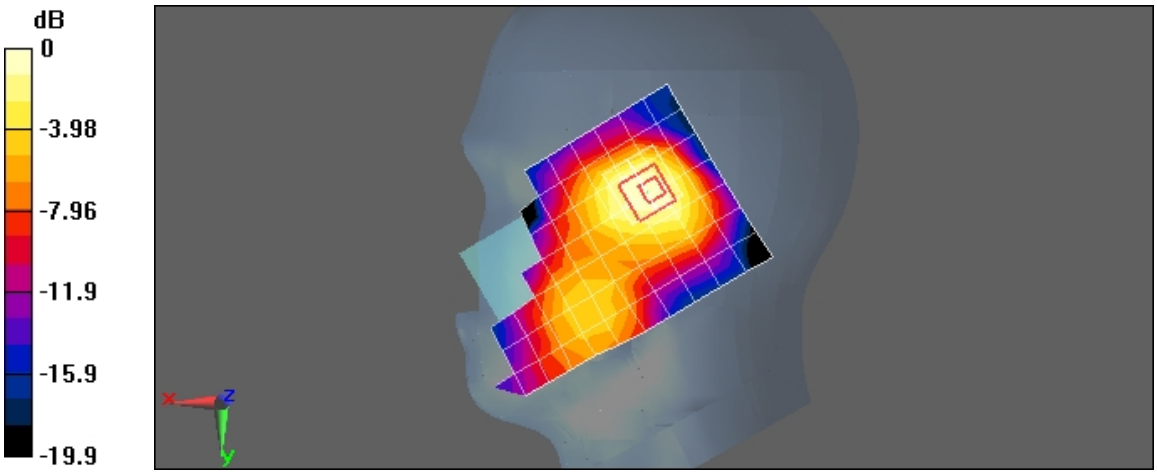


0 dB = 0.217mW/g

Date/Time: 11/6/2011 10:51:58, Date/Time: 11/6/2011 11:01:12

Test Laboratory: HUAWEI SAR Lab

## M920 CDMA1700 450CH Towards Phantom 10mm

### DUT: M920; Type: Mobile Phone ; Serial: B7PIEB1191400041

Communication System: HW-CDMA2000; Frequency: 1732.5 MHz
Medium parameters used (interpolated): f = 1732.5 MHz; $\sigma$ = 1.44 mho/m; $\varepsilon_r$ = 51.6; $\rho$ = 1000 kg/m$^3$
Phantom section: Flat Section

DASY5 Configuration:

- Probe: EX3DV4 - SN3753; ConvF(7.48, 7.48, 7.48); Calibrated: 12/13/2010
- Sensor-Surface: 4mm (Mechanical Surface Detection)
- Electronics: DAE4 Sn1291; Calibrated: 10/10/2011
- Phantom: SAM1; Type: SAM; Serial: TP-1475
- Measurement SW: DASY5, V5.2 Build 157; SEMCAD X Version 14.0 Build 57

**Configuration/Body/Area Scan (8x12x1):** Measurement grid: dx=15mm, dy=15mm

Info: Interpolated medium parameters used for SAR evaluation.
Maximum value of SAR (measured) = 0.616 mW/g

**Configuration/Body/Zoom Scan (7x7x7)/Cube 0:** Measurement grid: dx=5mm, dy=5mm, dz=5mm
Reference Value = 9.35 V/m; Power Drift = -0.194 dB
Peak SAR (extrapolated) = 0.907 W/kg
**SAR(1 g) = 0.565 mW/g; SAR(10 g) = 0.337 mW/g**

Info: Interpolated medium parameters used for SAR evaluation.

Maximum value of SAR (measured) = 0.623 mW/g

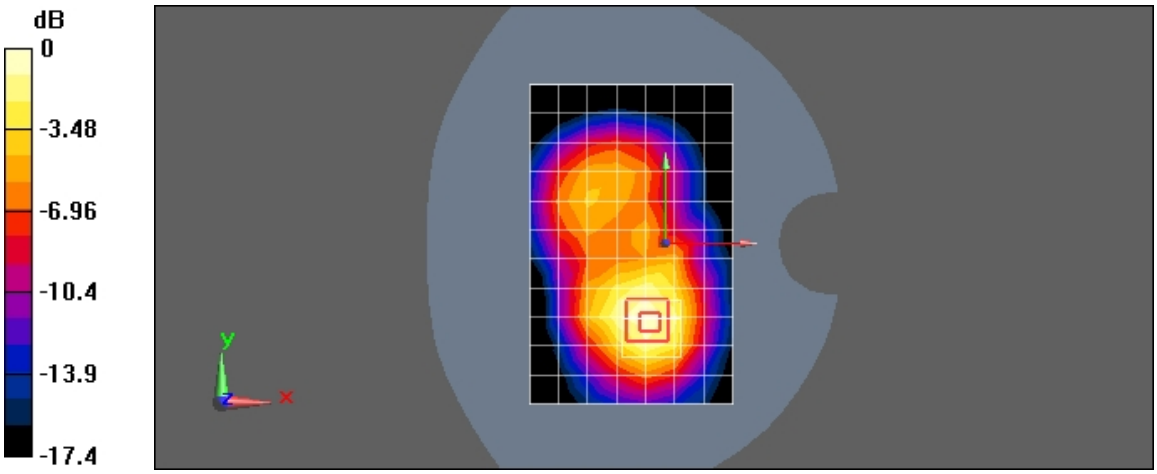


0 dB = 0.623mW/g

Date/Time: 11/6/2011 11:42:38, Date/Time: 11/6/2011 11:51:51

Test Laboratory: HUAWEI SAR Lab

## M920 CDMA1700 850CH Towards Ground 10mm

### DUT: M920; Type: Mobile Phone ; Serial: B7PIEB1191400041

Communication System: HW-CDMA2000; Frequency: 1752.5 MHz
Medium parameters used (interpolated): f = 1752.5 MHz; $\sigma$ = 1.46 mho/m; $\varepsilon_r$ = 51.5; $\rho$ = 1000 kg/m$^3$
Phantom section: Flat Section

DASY5 Configuration:

- Probe: EX3DV4 - SN3753; ConvF(7.48, 7.48, 7.48); Calibrated: 12/13/2010
- Sensor-Surface: 4mm (Mechanical Surface Detection)
- Electronics: DAE4 Sn1291; Calibrated: 10/10/2011
- Phantom: SAM1; Type: SAM; Serial: TP-1475
- Measurement SW: DASY5, V5.2 Build 157; SEMCAD X Version 14.0 Build 57

**Configuration/Body/Area Scan (8x12x1):** Measurement grid: dx=15mm, dy=15mm

Info: Interpolated medium parameters used for SAR evaluation.
Maximum value of SAR (measured) = 0.891 mW/g

**Configuration/Body/Zoom Scan (7x7x7)/Cube 0:** Measurement grid: dx=5mm, dy=5mm, dz=5mm
Reference Value = 11.4 V/m; Power Drift = -0.052 dB
Peak SAR (extrapolated) = 1.64 W/kg
**SAR(1 g) = 0.965 mW/g; SAR(10 g) = 0.546 mW/g**

Info: Interpolated medium parameters used for SAR evaluation.
Maximum value of SAR (measured) = 1.08 mW/g

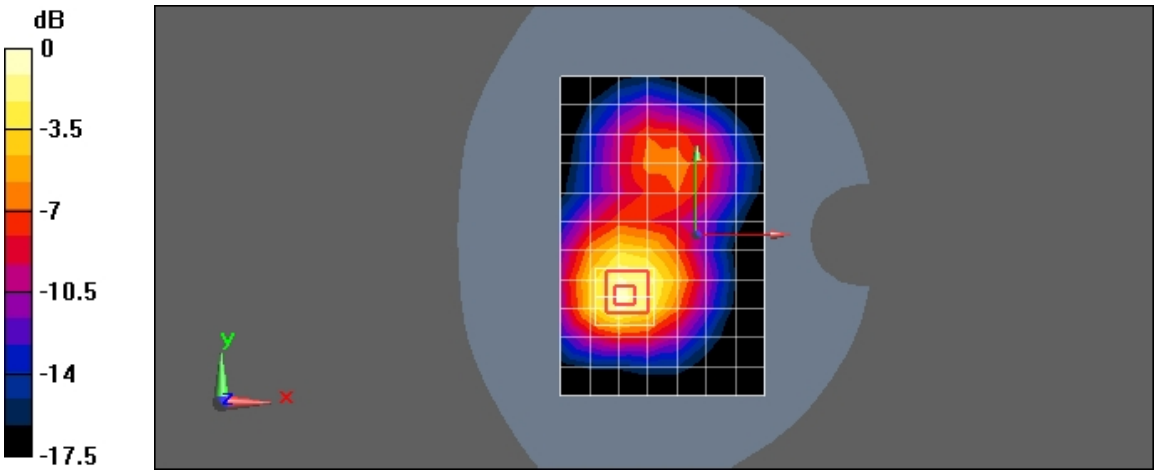


0 dB = 1.08mW/g

Date/Time: 11/6/2011 11:18:44, Date/Time: 11/6/2011 11:28:00

Test Laboratory: HUAWEI SAR Lab

## M920 CDMA1700 450CH Towards Ground 10mm

### DUT: M920; Type: Mobile Phone ; Serial: B7PIEB1191400041

Communication System: HW-CDMA2000; Frequency: 1732.5 MHz
Medium parameters used (interpolated): f = 1732.5 MHz; $\sigma$ = 1.44 mho/m; $\varepsilon_r$ = 51.6; $\rho$ = 1000 kg/m$^3$
Phantom section: Flat Section

DASY5 Configuration:

- Probe: EX3DV4 - SN3753; ConvF(7.48, 7.48, 7.48); Calibrated: 12/13/2010
- Sensor-Surface: 4mm (Mechanical Surface Detection)
- Electronics: DAE4 Sn1291; Calibrated: 10/10/2011
- Phantom: SAM1; Type: SAM; Serial: TP-1475
- Measurement SW: DASY5, V5.2 Build 157; SEMCAD X Version 14.0 Build 57

**Configuration/Body/Area Scan (8x12x1):** Measurement grid: dx=15mm, dy=15mm

Info: Interpolated medium parameters used for SAR evaluation.
Maximum value of SAR (measured) = 0.904 mW/g

**Configuration/Body/Zoom Scan (7x7x7)/Cube 0:** Measurement grid: dx=5mm, dy=5mm, dz=5mm
Reference Value = 11.1 V/m; Power Drift = 0.024 dB
Peak SAR (extrapolated) = 1.56 W/kg
**SAR(1 g) = 0.934 mW/g; SAR(10 g) = 0.530 mW/g**

Info: Interpolated medium parameters used for SAR evaluation.
Maximum value of SAR (measured) = 1.04 mW/g

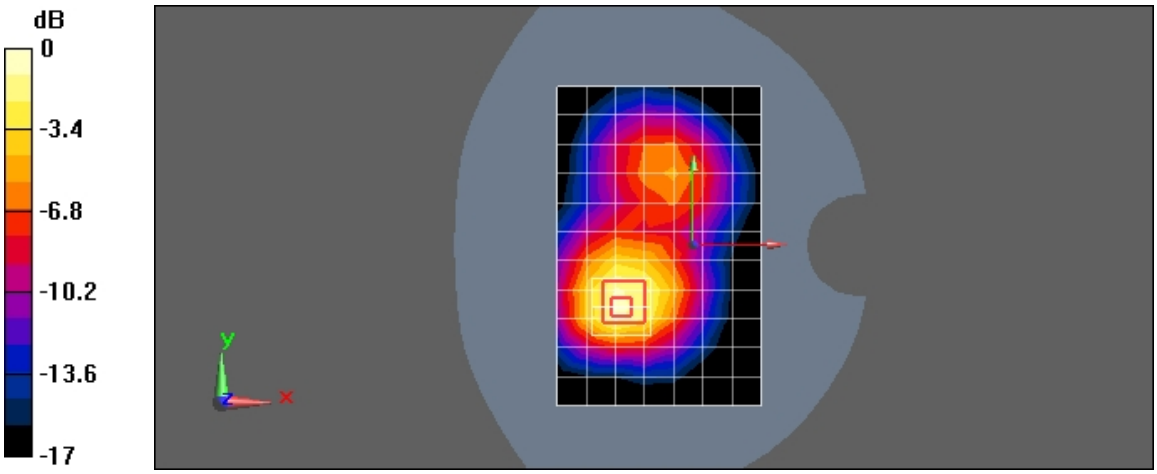


0 dB = 1.04mW/g

Date/Time: 11/6/2011 12:06:45, Date/Time: 11/6/2011 12:15:58

Test Laboratory: HUAWEI SAR Lab

## M920 CDMA1700 25CH Towards Ground 10mm

### DUT: M920; Type: Mobile Phone ; Serial: B7PIEB1191400041

Communication System: HW-CDMA2000; Frequency: 1711.25 MHz
Medium parameters used (interpolated): f = 1711.25 MHz; $\sigma$ = 1.42 mho/m; $\varepsilon_r$ = 51.7; $\rho$ = 1000 kg/m$^3$
Phantom section: Flat Section

DASY5 Configuration:

- Probe: EX3DV4 - SN3753; ConvF(7.48, 7.48, 7.48); Calibrated: 12/13/2010
- Sensor-Surface: 4mm (Mechanical Surface Detection)
- Electronics: DAE4 Sn1291; Calibrated: 10/10/2011
- Phantom: SAM1; Type: SAM; Serial: TP-1475
- Measurement SW: DASY5, V5.2 Build 157; SEMCAD X Version 14.0 Build 57

**Configuration/Body/Area Scan (8x12x1):** Measurement grid: dx=15mm, dy=15mm

Info: Interpolated medium parameters used for SAR evaluation.
Maximum value of SAR (measured) = 0.952 mW/g

**Configuration/Body/Zoom Scan (7x7x7)/Cube 0:** Measurement grid: dx=5mm, dy=5mm, dz=5mm
Reference Value = 11.8 V/m; Power Drift = -0.194 dB
Peak SAR (extrapolated) = 1.69 W/kg
**SAR(1 g) = 0.994 mW/g; SAR(10 g) = 0.556 mW/g**

Info: Interpolated medium parameters used for SAR evaluation.
Maximum value of SAR (measured) = 1.11 mW/g

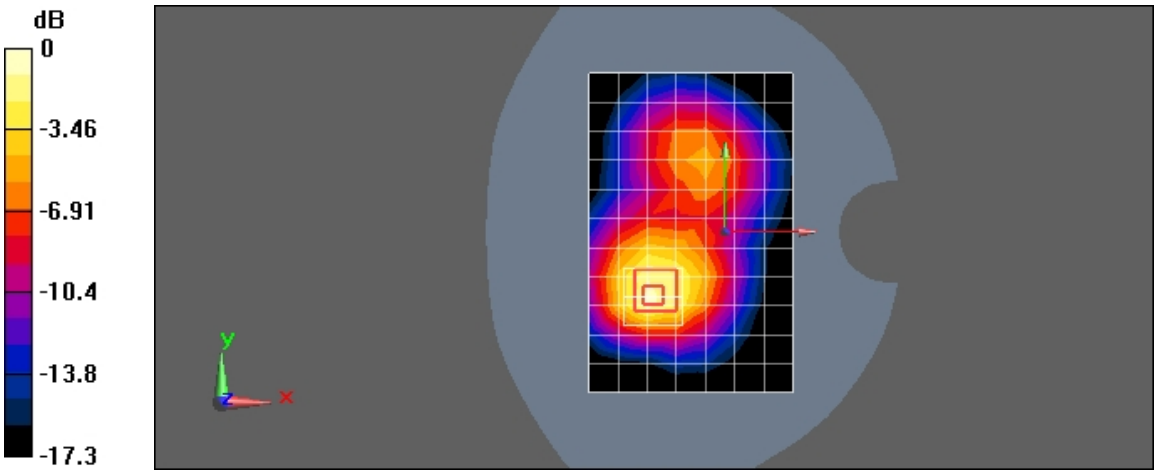
dB
0
-3.46
-6.91
-10.4
-13.8
-17.3
y
x

0 dB = 1.11mW/g

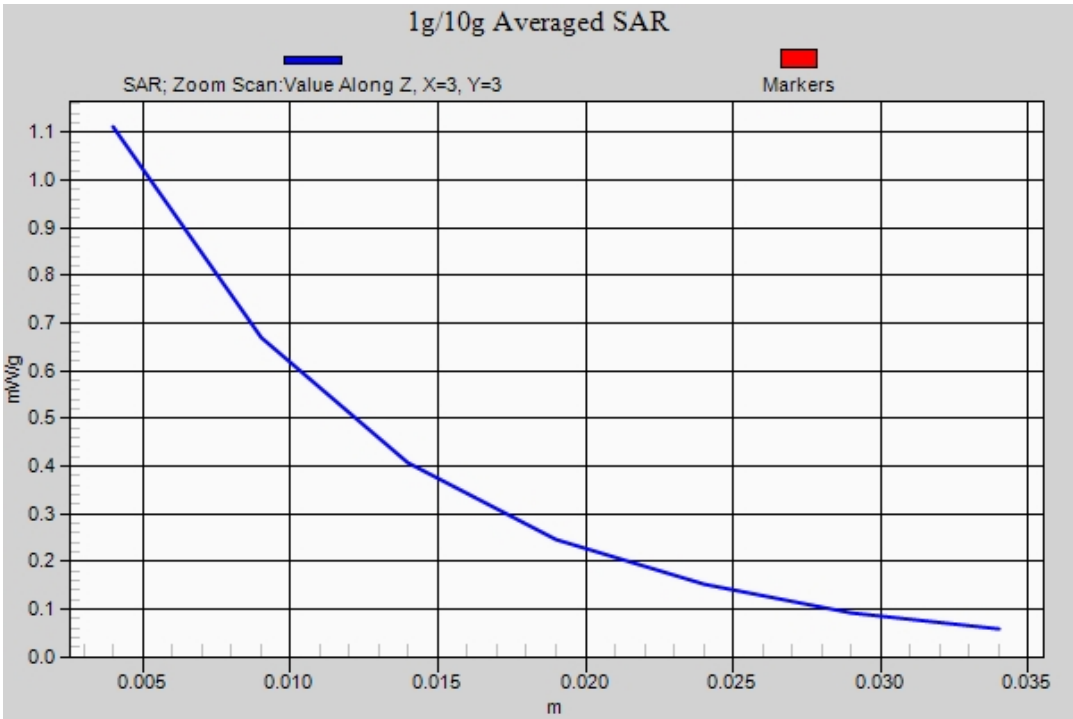
1g/10g Averaged SAR
SAR; Zoom Scan:Value Along Z, X=3, Y=3
Markers
mW/g
1.1
1.0
0.9
0.8
0.7
0.6
0.5
0.4
0.3
0.2
0.1
0.0
0.005
0.010
0.015
0.020
0.025
0.030
0.035
m

Date/Time: 11/6/2011 14:07:26, Date/Time: 11/6/2011 14:16:39

Test Laboratory: HUAWEI SAR Lab

## M920 CDMA1700 25CH Towards Ground 10mm with Headset

### DUT: M920; Type: Mobile Phone ; Serial: B7PIEB1191400041

Communication System: HW-CDMA2000; Frequency: 1711.25 MHz
Medium parameters used (interpolated): f = 1711.25 MHz; $\sigma$ = 1.42 mho/m; $\varepsilon_r$ = 51.7; $\rho$ = 1000 kg/m$^3$
Phantom section: Flat Section

DASY5 Configuration:

- Probe: EX3DV4 - SN3753; ConvF(7.48, 7.48, 7.48); Calibrated: 12/13/2010
- Sensor-Surface: 4mm (Mechanical Surface Detection)
- Electronics: DAE4 Sn1291; Calibrated: 10/10/2011
- Phantom: SAM1; Type: SAM; Serial: TP-1475
- Measurement SW: DASY5, V5.2 Build 157; SEMCAD X Version 14.0 Build 57

**Configuration/Body/Area Scan (8x12x1):** Measurement grid: dx=15mm, dy=15mm

Info: Interpolated medium parameters used for SAR evaluation.
Maximum value of SAR (measured) = 0.899 mW/g

**Configuration/Body/Zoom Scan (7x7x7)/Cube 0:** Measurement grid: dx=5mm, dy=5mm, dz=5mm
Reference Value = 13.3 V/m; Power Drift = -0.172 dB
Peak SAR (extrapolated) = 1.62 W/kg
**SAR(1 g) = 0.952 mW/g; SAR(10 g) = 0.535 mW/g**

Info: Interpolated medium parameters used for SAR evaluation.
Maximum value of SAR (measured) = 1.07 mW/g

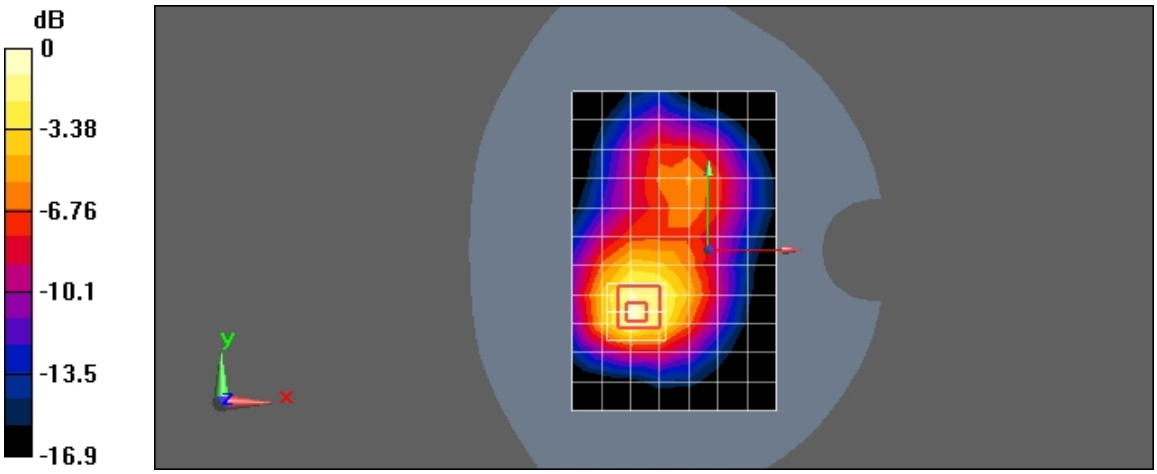


0 dB = 1.07mW/g

Date/Time: 11/5/2011 19:27:27, Date/Time: 11/5/2011 19:39:27

Test Laboratory: HUAWEI SAR Lab

## M920 CDMA1900 600CH Left hand touch cheek

### DUT: M920; Type: Mobile Phone ; Serial: B7PIEB1191400041

Communication System: HW-CDMA2000; Frequency: 1880 MHz
Medium parameters used: f = 1880 MHz; $\sigma$ = 1.43 mho/m; $\varepsilon_r$ = 39.6; $\rho$ = 1000 kg/m$^3$
Phantom section: Left Section

DASY5 Configuration:

- Probe: EX3DV4 - SN3753; ConvF(7.9, 7.9, 7.9); Calibrated: 12/13/2010
- Sensor-Surface: 4mm (Mechanical Surface Detection)
- Electronics: DAE4 Sn1291; Calibrated: 10/10/2011
- Phantom: SAM1; Type: SAM; Serial: TP-1475
- Measurement SW: DASY5, V5.2 Build 157; SEMCAD X Version 14.0 Build 57

**Configuration/Head/Area Scan (8x12x1):** Measurement grid: dx=15mm, dy=15mm
Maximum value of SAR (measured) = 0.370 mW/g

**Configuration/Head/Zoom Scan (7x7x7)/Cube 0:** Measurement grid: dx=5mm, dy=5mm, dz=5mm
Reference Value = 8.69 V/m; Power Drift = 0.142 dB
Peak SAR (extrapolated) = 0.777 W/kg
**SAR(1 g) = 0.397 mW/g; SAR(10 g) = 0.250 mW/g**
Maximum value of SAR (measured) = 0.490 mW/g

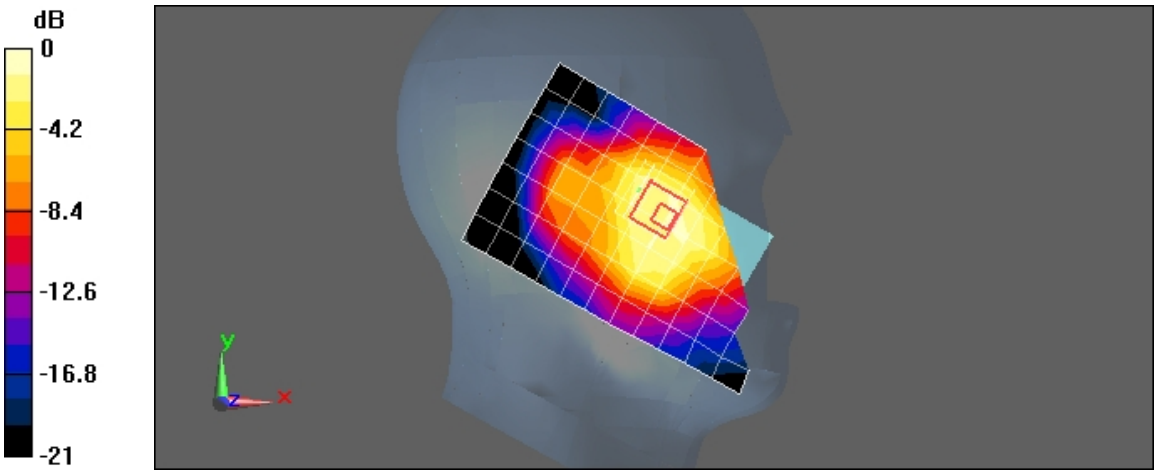


0 dB = 0.490mW/g

Date/Time: 11/5/2011 19:02:02, Date/Time: 11/5/2011 19:10:16

Test Laboratory: HUAWEI SAR Lab

## M920 CDMA1900 600CH Left hand tilt 15 degree

### DUT: M920; Type: Mobile Phone ; Serial: B7PIEB1191400041

Communication System: HW-CDMA2000; Frequency: 1880 MHz
Medium parameters used: f = 1880 MHz; $\sigma$ = 1.43 mho/m; $\varepsilon_r$ = 39.6; $\rho$ = 1000 kg/m$^3$
Phantom section: Left Section

DASY5 Configuration:

- Probe: EX3DV4 - SN3753; ConvF(7.9, 7.9, 7.9); Calibrated: 12/13/2010
- Sensor-Surface: 4mm (Mechanical Surface Detection)
- Electronics: DAE4 Sn1291; Calibrated: 10/10/2011
- Phantom: SAM1; Type: SAM; Serial: TP-1475
- Measurement SW: DASY5, V5.2 Build 157; SEMCAD X Version 14.0 Build 57

**Configuration/Head/Area Scan (8x12x1):** Measurement grid: dx=15mm, dy=15mm
Maximum value of SAR (measured) = 0.265 mW/g

**Configuration/Head/Zoom Scan (7x7x7)/Cube 0:** Measurement grid: dx=5mm, dy=5mm, dz=5mm
Reference Value = 12.8 V/m; Power Drift = -0.097 dB
Peak SAR (extrapolated) = 0.353 W/kg
**SAR(1 g) = 0.215 mW/g; SAR(10 g) = 0.126 mW/g**
Maximum value of SAR (measured) = 0.232 mW/g

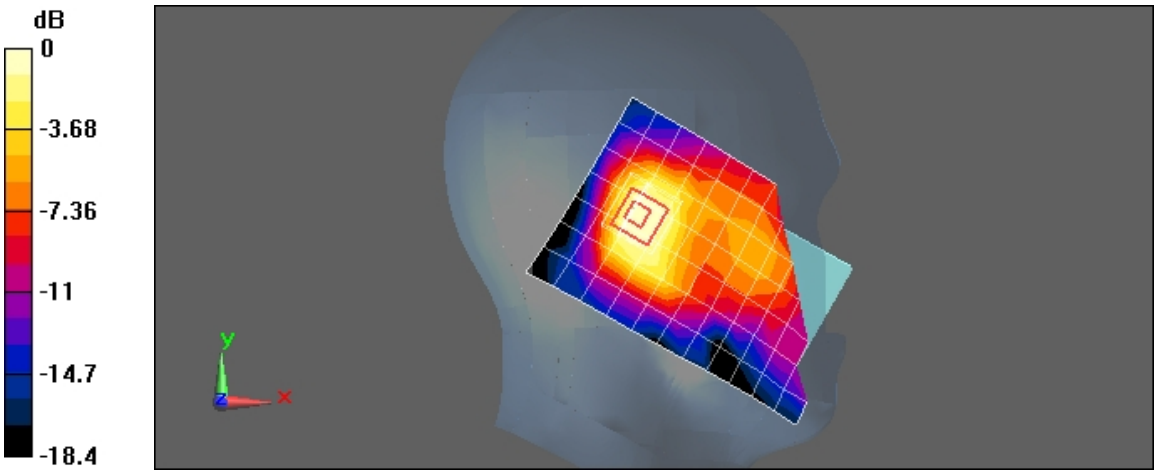


0 dB = 0.232mW/g

Date/Time: 11/5/2011 17:29:40, Date/Time: 11/5/2011 17:37:40

Test Laboratory: HUAWEI SAR Lab

## M920 CDMA1900 600CH Right hand touch cheek

### DUT: M920; Type: Mobile Phone ; Serial: B7PIEB1191400041

Communication System: HW-CDMA2000; Frequency: 1880 MHz
Medium parameters used: f = 1880 MHz; $\sigma$ = 1.43 mho/m; $\varepsilon_r$ = 39.6; $\rho$ = 1000 kg/m$^3$
Phantom section: Right Section

DASY5 Configuration:

- Probe: EX3DV4 - SN3753; ConvF(7.9, 7.9, 7.9); Calibrated: 12/13/2010
- Sensor-Surface: 4mm (Mechanical Surface Detection)
- Electronics: DAE4 Sn1291; Calibrated: 10/10/2011
- Phantom: SAM1; Type: SAM; Serial: TP-1475
- Measurement SW: DASY5, V5.2 Build 157; SEMCAD X Version 14.0 Build 57

**Configuration/Head/Area Scan (8x12x1):** Measurement grid: dx=15mm, dy=15mm
Maximum value of SAR (measured) = 0.675 mW/g

**Configuration/Head/Zoom Scan (7x7x7)/Cube 0:** Measurement grid: dx=5mm, dy=5mm, dz=5mm
Reference Value = 8.25 V/m; Power Drift = -0.118 dB
Peak SAR (extrapolated) = 1.08 W/kg
**SAR(1 g) = 0.676 mW/g; SAR(10 g) = 0.399 mW/g**
Maximum value of SAR (measured) = 0.737 mW/g

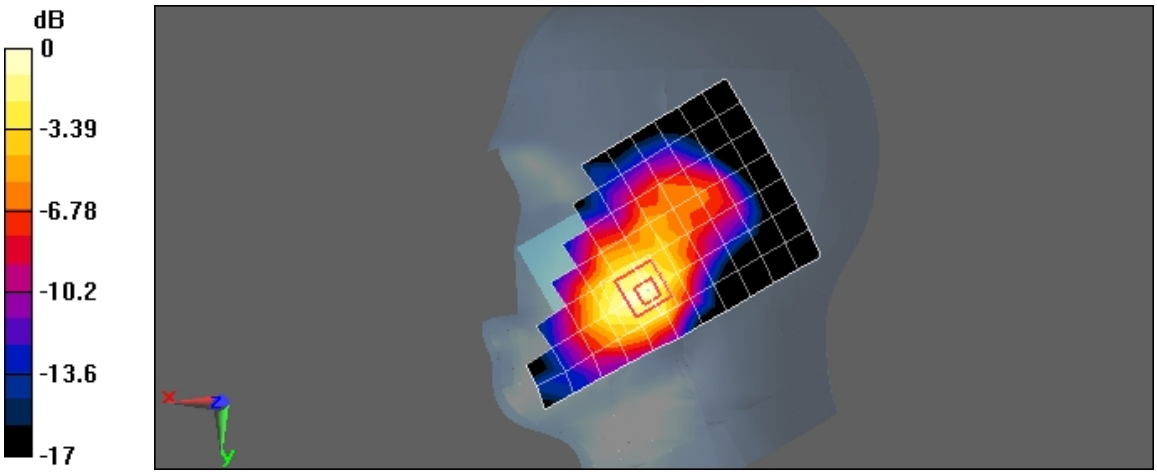
dB
0
-3.39
-6.78
-10.2
-13.6
-17

0 dB = 0.737mW/g

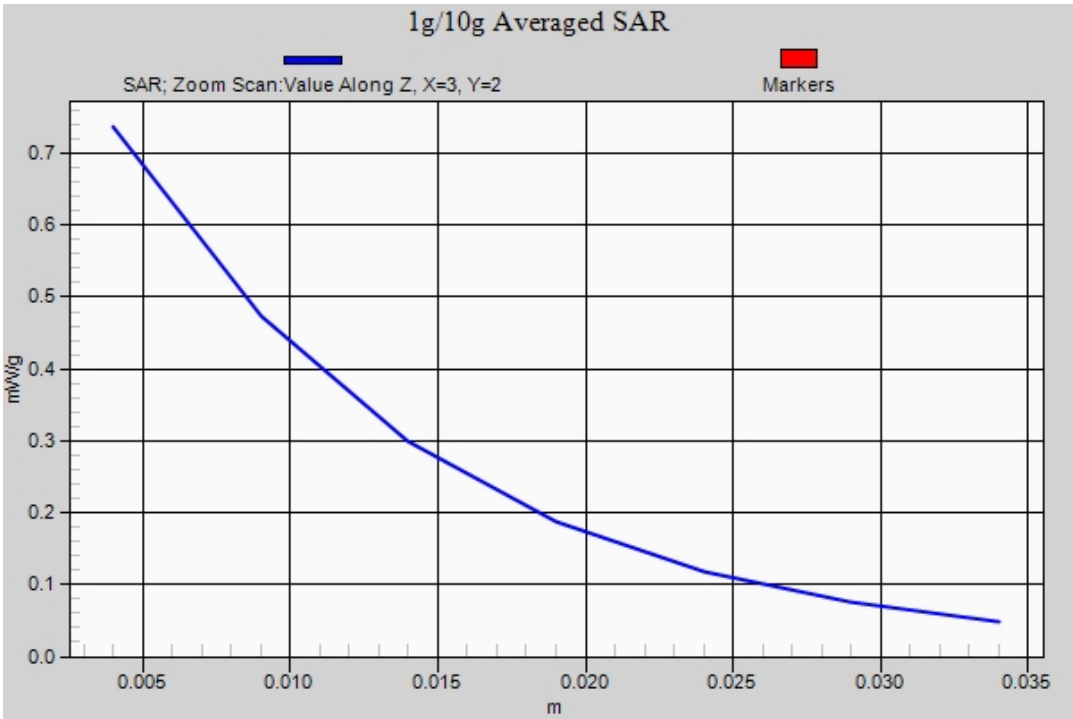
1g/10g Averaged SAR
SAR; Zoom Scan:Value Along Z, X=3, Y=2
Markers
mW/g
0.0
0.1
0.2
0.3
0.4
0.5
0.6
0.7
0.005
0.010
0.015
0.020
0.025
0.030
0.035
m

Date/Time: 11/5/2011 19:56:43, Date/Time: 11/5/2011 20:04:43

Test Laboratory: HUAWEI SAR Lab

## M920 CDMA1900 600CH Right hand tilt 15 degree

### DUT: M920; Type: Mobile Phone ; Serial: B7PIEB1191400041

Communication System: HW-CDMA2000; Frequency: 1880 MHz
Medium parameters used: f = 1880 MHz; $\sigma$ = 1.43 mho/m; $\varepsilon_r$ = 39.6; $\rho$ = 1000 kg/m$^3$
Phantom section: Right Section

DASY5 Configuration:

- Probe: EX3DV4 - SN3753; ConvF(7.9, 7.9, 7.9); Calibrated: 12/13/2010
- Sensor-Surface: 4mm (Mechanical Surface Detection)
- Electronics: DAE4 Sn1291; Calibrated: 10/10/2011
- Phantom: SAM1; Type: SAM; Serial: TP-1475
- Measurement SW: DASY5, V5.2 Build 157; SEMCAD X Version 14.0 Build 57

**Configuration/Head/Area Scan (8x12x1):** Measurement grid: dx=15mm, dy=15mm
Maximum value of SAR (measured) = 0.235 mW/g

**Configuration/Head/Zoom Scan (7x7x7)/Cube 0:** Measurement grid: dx=5mm, dy=5mm, dz=5mm
Reference Value = 12 V/m; Power Drift = -0.148 dB
Peak SAR (extrapolated) = 0.354 W/kg
**SAR(1 g) = 0.232 mW/g; SAR(10 g) = 0.142 mW/g**
Maximum value of SAR (measured) = 0.256 mW/g

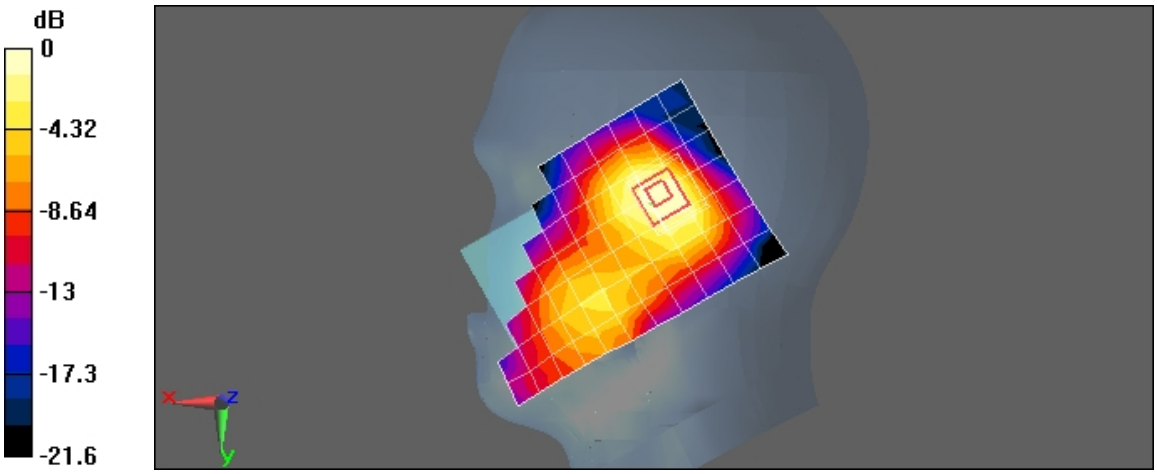


0 dB = 0.256mW/g

Date/Time: 11/5/2011 15:04:23, Date/Time: 11/5/2011 15:12:30

Test Laboratory: HUAWEI SAR Lab

## M920 CDMA1900 600CH Left hand touch cheek with EVDO Rev.0

### DUT: M920; Type: Mobile Phone ; Serial: B7PIEB1191400041

Communication System: HW-CDMA2000; Frequency: 1880 MHz
Medium parameters used: f = 1880 MHz; $\sigma$ = 1.43 mho/m; $\varepsilon_r$ = 39.6; $\rho$ = 1000 kg/m$^3$
Phantom section: Left Section

DASY5 Configuration:

- Probe: EX3DV4 - SN3753; ConvF(7.9, 7.9, 7.9); Calibrated: 12/13/2010
- Sensor-Surface: 4mm (Mechanical Surface Detection)
- Electronics: DAE4 Sn1291; Calibrated: 10/10/2011
- Phantom: SAM1; Type: SAM; Serial: TP-1475
- Measurement SW: DASY5, V5.2 Build 157; SEMCAD X Version 14.0 Build 57

**Configuration/Head/Area Scan (8x12x1):** Measurement grid: dx=15mm, dy=15mm
Maximum value of SAR (measured) = 0.434 mW/g

**Configuration/Head/Zoom Scan (7x7x7)/Cube 0:** Measurement grid: dx=5mm, dy=5mm, dz=5mm
Reference Value = 8.3 V/m; Power Drift = -0.117 dB
Peak SAR (extrapolated) = 0.644 W/kg
**SAR(1 g) = 0.419 mW/g; SAR(10 g) = 0.262 mW/g**

Maximum value of SAR (measured) = 0.466 mW/g




0 dB = 0.466mW/g

Date/Time: 11/5/2011 15:28:34, Date/Time: 11/5/2011 15:37:24

Test Laboratory: HUAWEI SAR Lab

## M920 CDMA1900 600CH Left hand tilt 15 degree with EVDO Rev.0

### DUT: M920; Type: Mobile Phone ; Serial: B7PIEB1191400041

Communication System: HW-CDMA2000; Frequency: 1880 MHz
Medium parameters used: f = 1880 MHz; $\sigma$ = 1.43 mho/m; $\varepsilon_r$ = 39.6; $\rho$ = 1000 kg/m$^3$
Phantom section: Left Section

DASY5 Configuration:

- Probe: EX3DV4 - SN3753; ConvF(7.9, 7.9, 7.9); Calibrated: 12/13/2010
- Sensor-Surface: 4mm (Mechanical Surface Detection)
- Electronics: DAE4 Sn1291; Calibrated: 10/10/2011
- Phantom: SAM1; Type: SAM; Serial: TP-1475
- Measurement SW: DASY5, V5.2 Build 157; SEMCAD X Version 14.0 Build 57

**Configuration/Head/Area Scan (8x12x1):** Measurement grid: dx=15mm, dy=15mm
Maximum value of SAR (measured) = 0.203 mW/g

**Configuration/Head/Zoom Scan (7x7x7)/Cube 0:** Measurement grid: dx=5mm, dy=5mm, dz=5mm
Reference Value = 12.5 V/m; Power Drift = -0.153 dB
Peak SAR (extrapolated) = 0.330 W/kg
**SAR(1 g) = 0.202 mW/g; SAR(10 g) = 0.119 mW/g**
Maximum value of SAR (measured) = 0.220 mW/g

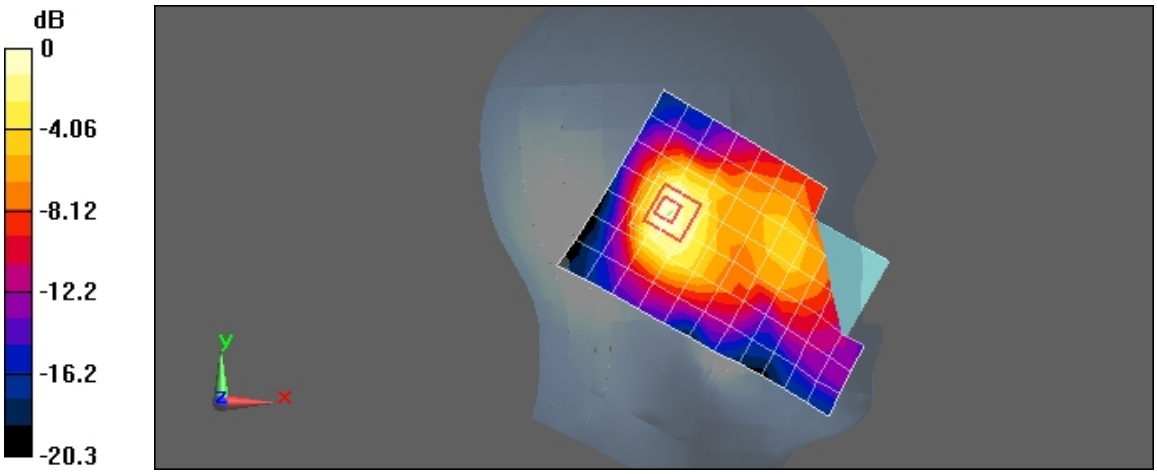


0 dB = 0.220mW/g

Date/Time: 11/5/2011 16:34:05, Date/Time: 11/5/2011 16:42:04

Test Laboratory: HUAWEI SAR Lab

## M920 CDMA1900 600CH Right hand touch cheek with EVDO Rev.0

### DUT: M920; Type: Mobile Phone ; Serial: B7PIEB1191400041

Communication System: HW-CDMA2000; Frequency: 1880 MHz
Medium parameters used: f = 1880 MHz; $\sigma$ = 1.43 mho/m; $\varepsilon_r$ = 39.6; $\rho$ = 1000 kg/m$^3$
Phantom section: Right Section

DASY5 Configuration:

- Probe: EX3DV4 - SN3753; ConvF(7.9, 7.9, 7.9); Calibrated: 12/13/2010
- Sensor-Surface: 4mm (Mechanical Surface Detection)
- Electronics: DAE4 Sn1291; Calibrated: 10/10/2011
- Phantom: SAM1; Type: SAM; Serial: TP-1475
- Measurement SW: DASY5, V5.2 Build 157; SEMCAD X Version 14.0 Build 57

**Configuration/Head/Area Scan (8x12x1):** Measurement grid: dx=15mm, dy=15mm
Maximum value of SAR (measured) = 0.754 mW/g

**Configuration/Head/Zoom Scan (7x7x7)/Cube 0:** Measurement grid: dx=5mm, dy=5mm, dz=5mm
Reference Value = 8.39 V/m; Power Drift = 0.162 dB
Peak SAR (extrapolated) = 1.17 W/kg
**SAR(1 g) = 0.676 mW/g; SAR(10 g) = 0.393 mW/g**
Maximum value of SAR (measured) = 0.747 mW/g

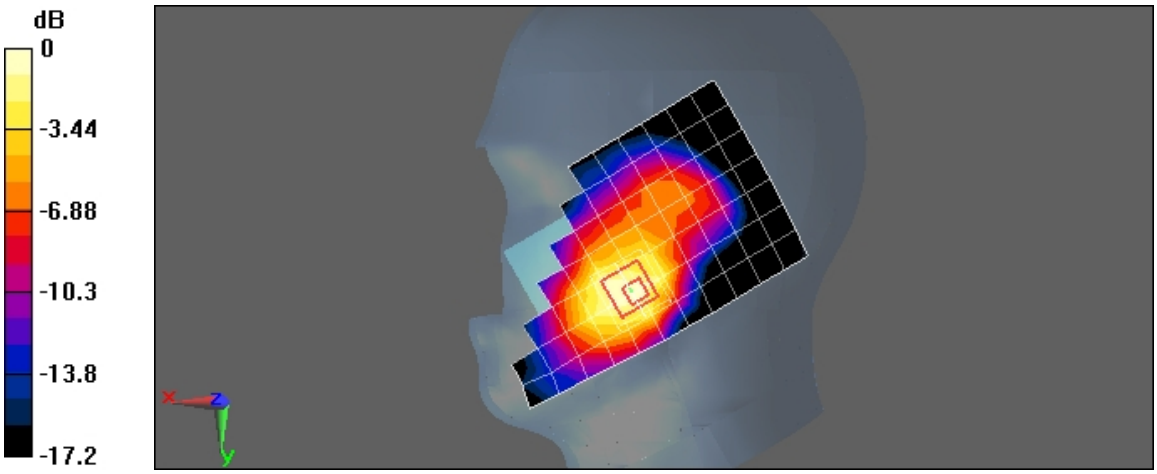


0 dB = 0.747mW/g