Date/Time: 11/5/2011 15:54:25, Date/Time: 11/5/2011 16:02:31

Test Laboratory: HUAWEI SAR Lab

M920 CDMA1900 600CH Right hand tilt 15 degree with EVDO Rev.0

DUT: M920; Type: Mobile Phone ; Serial: B7PIEB1191400041

Communication System: HW-CDMA2000; Frequency: 1880 MHz
Medium parameters used: f = 1880 MHz; σ = 1.43 mho/m; ε_r = 39.6; ρ = 1000 kg/m^3
Phantom section: Right Section

DASY5 Configuration:

- Probe: EX3DV4 - SN3753; ConvF(7.9, 7.9, 7.9); Calibrated: 12/13/2010
- Sensor-Surface: 4mm (Mechanical Surface Detection)
- Electronics: DAE4 Sn1291; Calibrated: 10/10/2011
- Phantom: SAM1; Type: SAM; Serial: TP-1475
- Measurement SW: DASY5, V5.2 Build 157; SEMCAD X Version 14.0 Build 57

Configuration/Head/Area Scan (8x12x1): Measurement grid: dx=15mm, dy=15mm
Maximum value of SAR (measured) = 0.228 mW/g

Configuration/Head/Zoom Scan (7x7x7)/Cube 0: Measurement grid: dx=5mm, dy=5mm, dz=5mm
Reference Value = 12.1 V/m; Power Drift = -0.014 dB
Peak SAR (extrapolated) = 0.320 W/kg
SAR(1 g) = 0.218 mW/g; SAR(10 g) = 0.135 mW/g
Maximum value of SAR (measured) = 0.234 mW/g

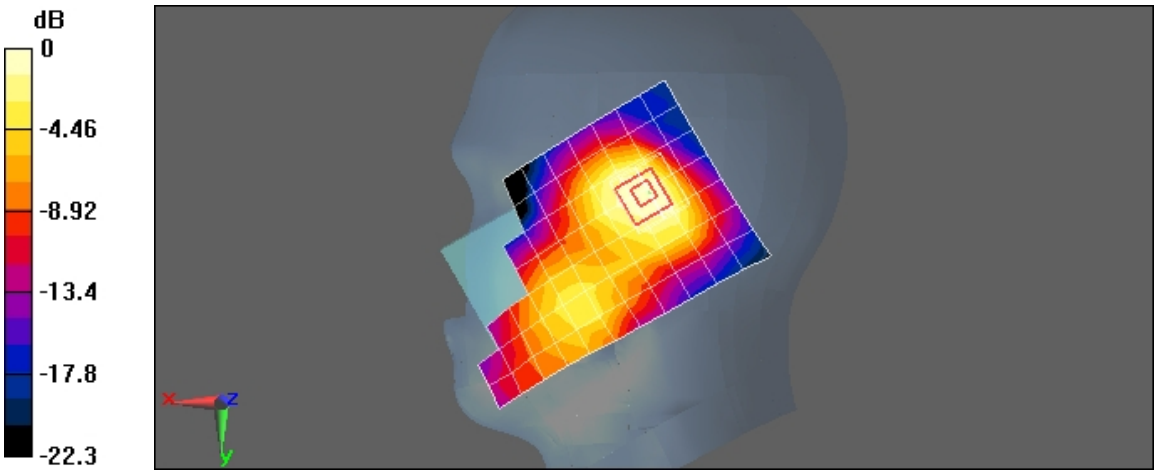

0 dB = 0.234mW/g

Date/Time: 11/4/2011 21:27:26, Date/Time: 11/4/2011 21:36:39

Test Laboratory: HUAWEI SAR Lab

M920 CDMA1900 600CH Towards Phantom 10mm 1XRTT

DUT: M920; Type: Mobile Phone ; Serial: B7PIEB1191400041

Communication System: HW-CDMA2000; Frequency: 1880 MHz
Medium parameters used: f = 1880 MHz; σ = 1.57 mho/m; ε_r = 51.5; ρ = 1000 kg/m^3
Phantom section: Flat Section

DASY5 Configuration:

- Probe: EX3DV4 - SN3753; ConvF(7.17, 7.17, 7.17); Calibrated: 12/13/2010
- Sensor-Surface: 4mm (Mechanical Surface Detection)
- Electronics: DAE4 Sn1291; Calibrated: 10/10/2011
- Phantom: SAM1; Type: SAM; Serial: TP-1475
- Measurement SW: DASY5, V5.2 Build 157; SEMCAD X Version 14.0 Build 57

Configuration/Body/Area Scan (8x12x1): Measurement grid: dx=15mm, dy=15mm
Maximum value of SAR (measured) = 0.794 mW/g

Configuration/Body/Zoom Scan (7x7x7)/Cube 0: Measurement grid: dx=5mm, dy=5mm, dz=5mm
Reference Value = 10.4 V/m; Power Drift = -0.183 dB
Peak SAR (extrapolated) = 1.16 W/kg
SAR(1 g) = 0.724 mW/g; SAR(10 g) = 0.443 mW/g
Maximum value of SAR (measured) = 0.772 mW/g

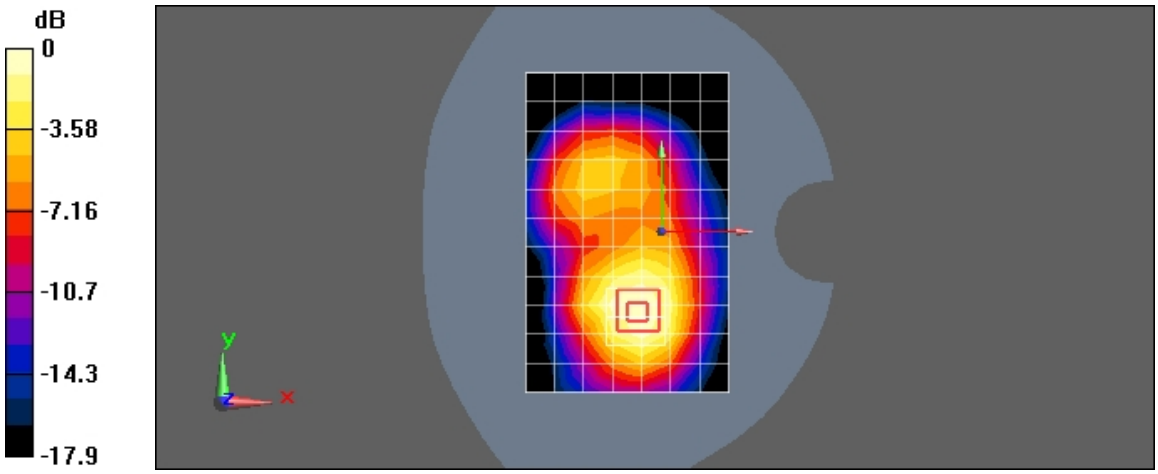

0 dB = 0.772mW/g

Date/Time: 11/4/2011 19:49:27, Date/Time: 11/4/2011 19:58:39

Test Laboratory: HUAWEI SAR Lab

M920 CDMA1900 1175CH Towards Ground 10mm 1XRTT

DUT: M920; Type: Mobile Phone ; Serial: B7PIEB1191400041

Communication System: HW-CDMA2000; Frequency: 1908.75 MHz
Medium parameters used: f = 1909 MHz; σ = 1.59 mho/m; ε_r = 51.4; ρ = 1000 kg/m^3
Phantom section: Flat Section

DASY5 Configuration:

- Probe: EX3DV4 - SN3753; ConvF(7.17, 7.17, 7.17); Calibrated: 12/13/2010
- Sensor-Surface: 4mm (Mechanical Surface Detection)
- Electronics: DAE4 Sn1291; Calibrated: 10/10/2011
- Phantom: SAM1; Type: SAM; Serial: TP-1475
- Measurement SW: DASY5, V5.2 Build 157; SEMCAD X Version 14.0 Build 57

Configuration/Body/Area Scan (8x12x1): Measurement grid: dx=15mm, dy=15mm
Maximum value of SAR (measured) = 0.874 mW/g

Configuration/Body/Zoom Scan (7x7x7)/Cube 0: Measurement grid: dx=5mm, dy=5mm, dz=5mm
Reference Value = 11.1 V/m; Power Drift = -0.168 dB
Peak SAR (extrapolated) = 1.48 W/kg
SAR(1 g) = 0.855 mW/g; SAR(10 g) = 0.486 mW/g
Maximum value of SAR (measured) = 0.922 mW/g

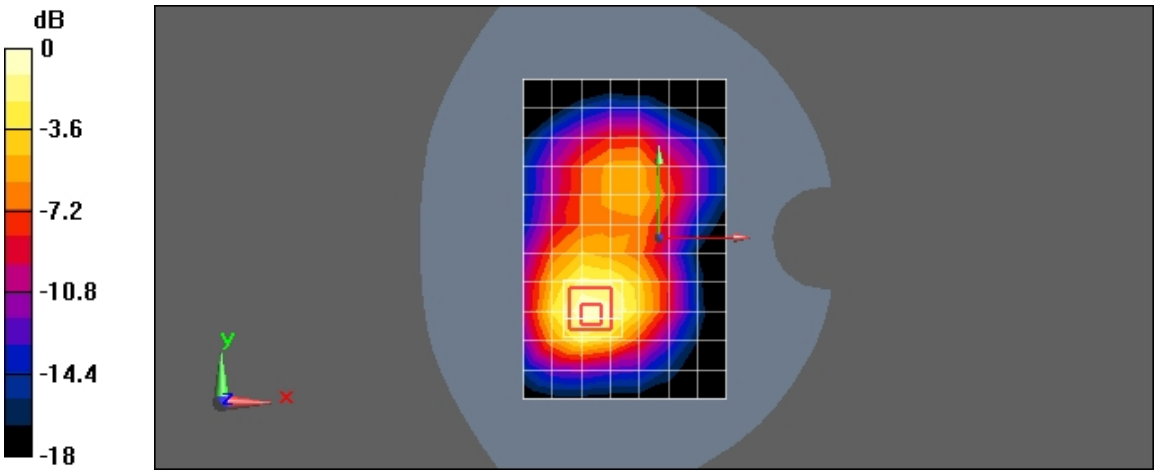

0 dB = 0.922mW/g

Date/Time: 11/4/2011 19:24:04, Date/Time: 11/4/2011 19:33:17

Test Laboratory: HUAWEI SAR Lab

M920 CDMA1900 600CH Towards Ground 10mm 1XRTT

DUT: M920; Type: Mobile Phone ; Serial: B7PIEB1191400041

Communication System: HW-CDMA2000; Frequency: 1880 MHz
Medium parameters used: f = 1880 MHz; σ = 1.57 mho/m; ε_r = 51.5; ρ = 1000 kg/m^3
Phantom section: Flat Section

DASY5 Configuration:

- Probe: EX3DV4 - SN3753; ConvF(7.17, 7.17, 7.17); Calibrated: 12/13/2010
- Sensor-Surface: 4mm (Mechanical Surface Detection)
- Electronics: DAE4 Sn1291; Calibrated: 10/10/2011
- Phantom: SAM1; Type: SAM; Serial: TP-1475
- Measurement SW: DASY5, V5.2 Build 157; SEMCAD X Version 14.0 Build 57

Configuration/Body/Area Scan (8x12x1): Measurement grid: dx=15mm, dy=15mm
Maximum value of SAR (measured) = 0.901 mW/g

Configuration/Body/Zoom Scan (7x7x7)/Cube 0: Measurement grid: dx=5mm, dy=5mm, dz=5mm
Reference Value = 11.7 V/m; Power Drift = 0.137 dB
Peak SAR (extrapolated) = 1.49 W/kg
SAR(1 g) = 0.854 mW/g; SAR(10 g) = 0.489 mW/g
Maximum value of SAR (measured) = 0.936 mW/g

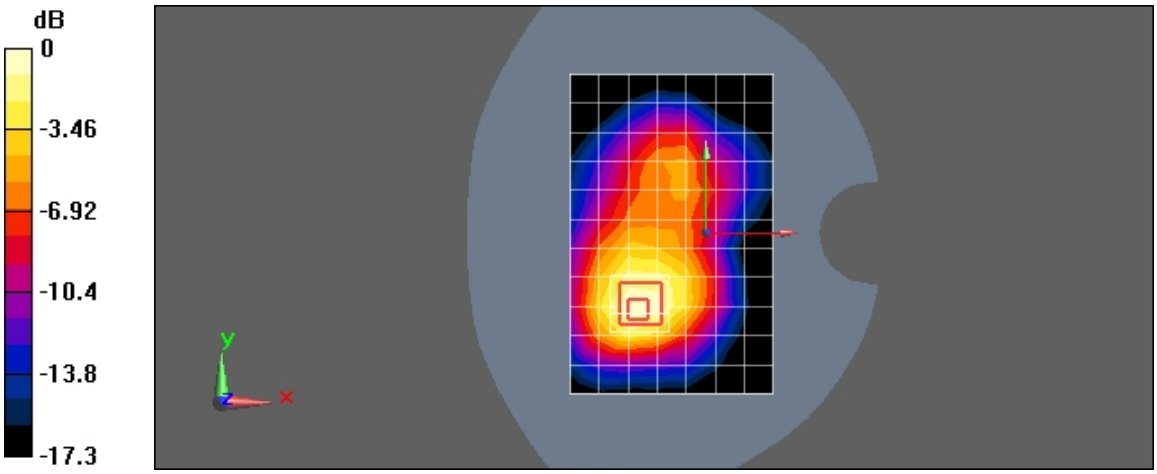

0 dB = 0.936mW/g

Date/Time: 11/4/2011 20:43:38, Date/Time: 11/4/2011 20:52:57

Test Laboratory: HUAWEI SAR Lab

M920 CDMA1900 25CH Towards Ground 10mm 1XRTT

DUT: M920; Type: Mobile Phone ; Serial: B7PIEB1191400041

Communication System: HW-CDMA2000; Frequency: 1851.25 MHz
Medium parameters used (interpolated): f = 1851.25 MHz; σ = 1.55 mho/m; ε_r = 51.5; ρ = 1000 kg/m^3
Phantom section: Flat Section

DASY5 Configuration:

- Probe: EX3DV4 - SN3753; ConvF(7.17, 7.17, 7.17); Calibrated: 12/13/2010
- Sensor-Surface: 4mm (Mechanical Surface Detection)
- Electronics: DAE4 Sn1291; Calibrated: 10/10/2011
- Phantom: SAM1; Type: SAM; Serial: TP-1475
- Measurement SW: DASY5, V5.2 Build 157; SEMCAD X Version 14.0 Build 57

Configuration/Body/Area Scan (8x12x1): Measurement grid: dx=15mm, dy=15mm

Info: Interpolated medium parameters used for SAR evaluation.
Maximum value of SAR (measured) = 0.879 mW/g

Configuration/Body/Zoom Scan (7x7x7)/Cube 0: Measurement grid: dx=5mm, dy=5mm, dz=5mm
Reference Value = 8.05 V/m; Power Drift = 0.184 dB
Peak SAR (extrapolated) = 3.53 W/kg
SAR(1 g) = 0.939 mW/g; SAR(10 g) = 0.435 mW/g

Info: Interpolated medium parameters used for SAR evaluation.

Maximum value of SAR (measured) = 0.918 mW/g

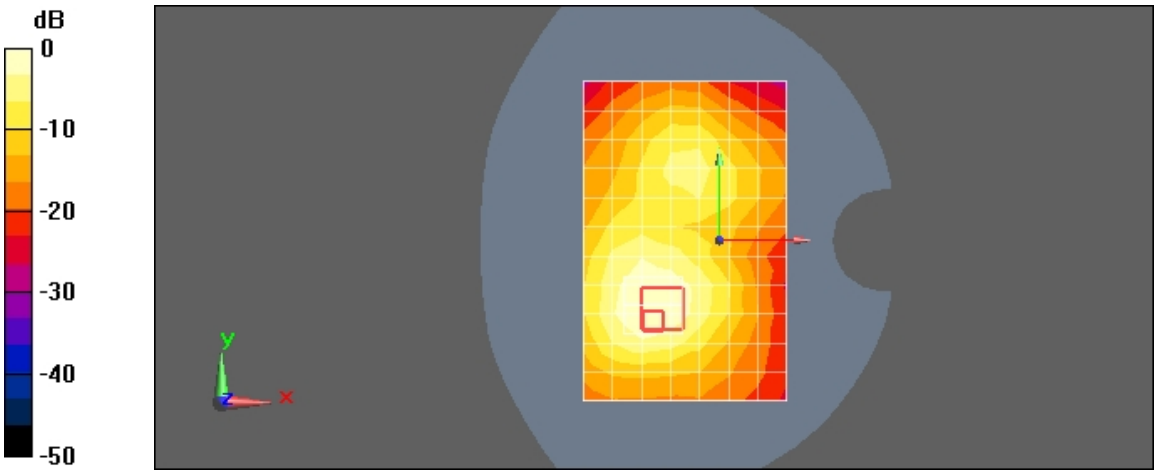
dB
0
-10
-20
-30
-40
-50
y
x

0 dB = 0.918mW/g

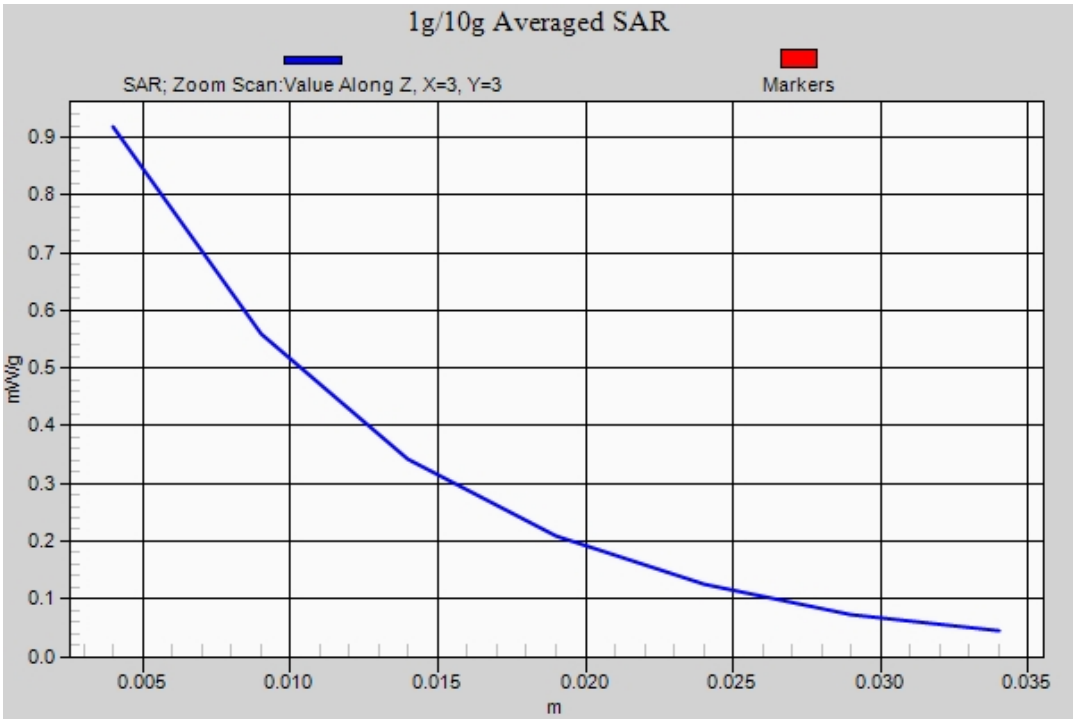
1g/10g Averaged SAR
SAR; Zoom Scan:Value Along Z, X=3, Y=3
Markers
mW/g
0.0
0.1
0.2
0.3
0.4
0.5
0.6
0.7
0.8
0.9
0.005
0.010
0.015
0.020
0.025
0.030
0.035
m

Date/Time: 11/4/2011 22:40:15, Date/Time: 11/4/2011 22:49:28

Test Laboratory: HUAWEI SAR Lab

M920 CDMA1900 25CH Towards Ground 10mm 1XRTT with headset

DUT: M920; Type: Mobile Phone ; Serial: B7PIEB1191400041

Communication System: HW-CDMA2000; Frequency: 1851.25 MHz
Medium parameters used (interpolated): f = 1851.25 MHz; σ = 1.55 mho/m; ε_r = 51.5; ρ = 1000 kg/m^3
Phantom section: Flat Section

DASY5 Configuration:

- Probe: EX3DV4 - SN3753; ConvF(7.17, 7.17, 7.17); Calibrated: 12/13/2010
- Sensor-Surface: 4mm (Mechanical Surface Detection)
- Electronics: DAE4 Sn1291; Calibrated: 10/10/2011
- Phantom: SAM1; Type: SAM; Serial: TP-1475
- Measurement SW: DASY5, V5.2 Build 157; SEMCAD X Version 14.0 Build 57

Configuration/Body/Area Scan (8x12x1): Measurement grid: dx=15mm, dy=15mm

Info: Interpolated medium parameters used for SAR evaluation.
Maximum value of SAR (measured) = 0.844 mW/g

Configuration/Body/Zoom Scan (7x7x7)/Cube 0: Measurement grid: dx=5mm, dy=5mm, dz=5mm
Reference Value = 10.4 V/m; Power Drift = -0.177 dB
Peak SAR (extrapolated) = 1.42 W/kg
SAR(1 g) = 0.822 mW/g; SAR(10 g) = 0.472 mW/g

Info: Interpolated medium parameters used for SAR evaluation.
Maximum value of SAR (measured) = 0.887 mW/g

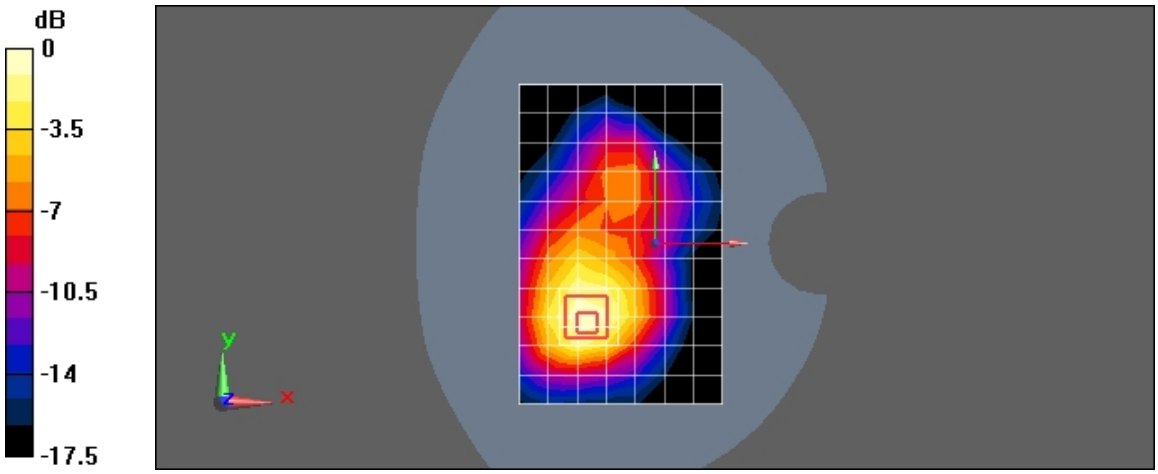

0 dB = 0.887mW/g

Date/Time: 11/19/2011 0:16:12, Date/Time: 11/19/2011 0:24:16

Test Laboratory: HUAWEI SAR Lab

M920 LTE Band II 10M QPSK 50%RB#13 19150CH Left Hand Touched Cheek

DUT: M920; Type: Mobile Phone ; Serial: B7PIEB1191400041

Communication System: LTE-FDD(SC-FDMA,1RB/50%RB/100%RB,10MHz,QPSK/16QAM); Frequency: 1905 MHz
Medium parameters used: f = 1905 MHz; σ = 1.41 mho/m; ε_r = 38.9; ρ = 1000 kg/m^3
Phantom section: Left Section

DASY5 Configuration:

- Probe: EX3DV4 - SN3753; ConvF(7.9, 7.9, 7.9); Calibrated: 12/13/2010
- Sensor-Surface: 4mm (Mechanical Surface Detection)
- Electronics: DAE4 Sn1291; Calibrated: 10/10/2011
- Phantom: SAM2; Type: SAM; Serial: TP-1474
- Measurement SW: DASY5, V5.2 Build 157; SEMCAD X Version 14.0 Build 57

Configuration/Head/Area Scan (8x12x1): Measurement grid: dx=15mm, dy=15mm
Maximum value of SAR (measured) = 0.725 mW/g

Configuration/Head/Zoom Scan (7x7x7)/Cube 0: Measurement grid: dx=5mm, dy=5mm, dz=5mm
Reference Value = 7.8 V/m; Power Drift = 0.105 dB
Peak SAR (extrapolated) = 0.990 W/kg
SAR(1 g) = 0.605 mW/g; SAR(10 g) = 0.340 mW/g
Maximum value of SAR (measured) = 0.664 mW/g

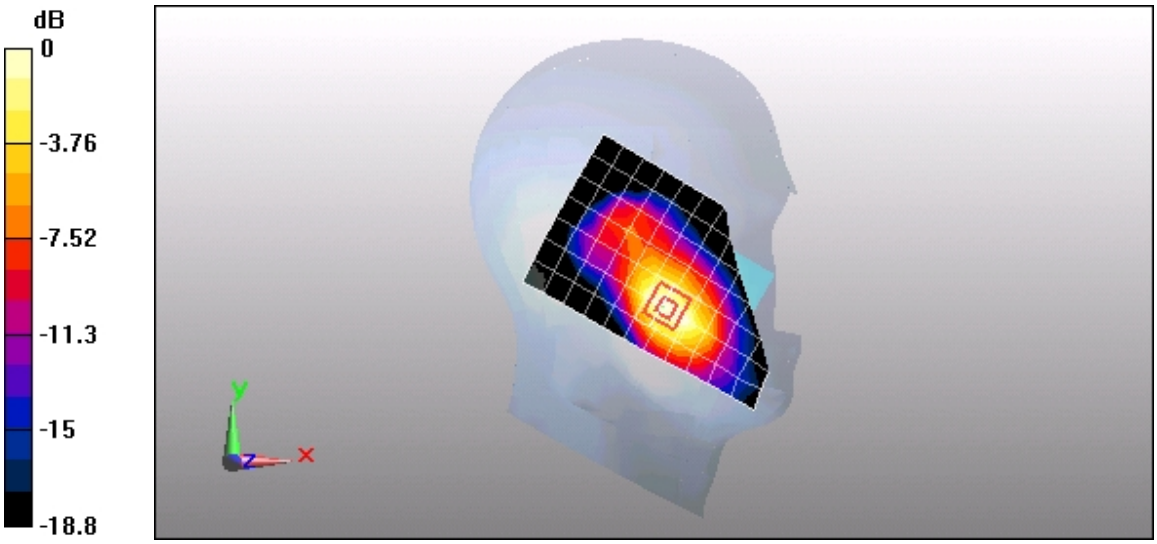

0 dB = 0.664mW/g

Date/Time: 11/18/2011 23:50:02, Date/Time: 11/18/2011 23:58:07

Test Laboratory: HUAWEI SAR Lab

M920 LTE Band II 10M QPSK 50%RB#13 19150CH Left Hand Tilt 15 degree

DUT: M920; Type: Mobile Phone ; Serial: B7PIEB1191400041

Communication System: LTE-FDD(SC-FDMA,1RB/50%RB/100%RB,10MHz,QPSK/16QAM); Frequency: 1905 MHz
Medium parameters used: f = 1905 MHz; σ = 1.41 mho/m; ε_r = 38.9; ρ = 1000 kg/m^3
Phantom section: Left Section

DASY5 Configuration:

- Probe: EX3DV4 - SN3753; ConvF(7.9, 7.9, 7.9); Calibrated: 12/13/2010
- Sensor-Surface: 4mm (Mechanical Surface Detection)
- Electronics: DAE4 Sn1291; Calibrated: 10/10/2011
- Phantom: SAM2; Type: SAM; Serial: TP-1474
- Measurement SW: DASY5, V5.2 Build 157; SEMCAD X Version 14.0 Build 57

Configuration/Head/Area Scan (8x12x1): Measurement grid: dx=15mm, dy=15mm
Maximum value of SAR (measured) = 0.186 mW/g

Configuration/Head/Zoom Scan (7x7x7)/Cube 0: Measurement grid: dx=5mm, dy=5mm, dz=5mm
Reference Value = 9.64 V/m; Power Drift = 0.040 dB
Peak SAR (extrapolated) = 0.261 W/kg
SAR(1 g) = 0.169 mW/g; SAR(10 g) = 0.099 mW/g
Maximum value of SAR (measured) = 0.190 mW/g

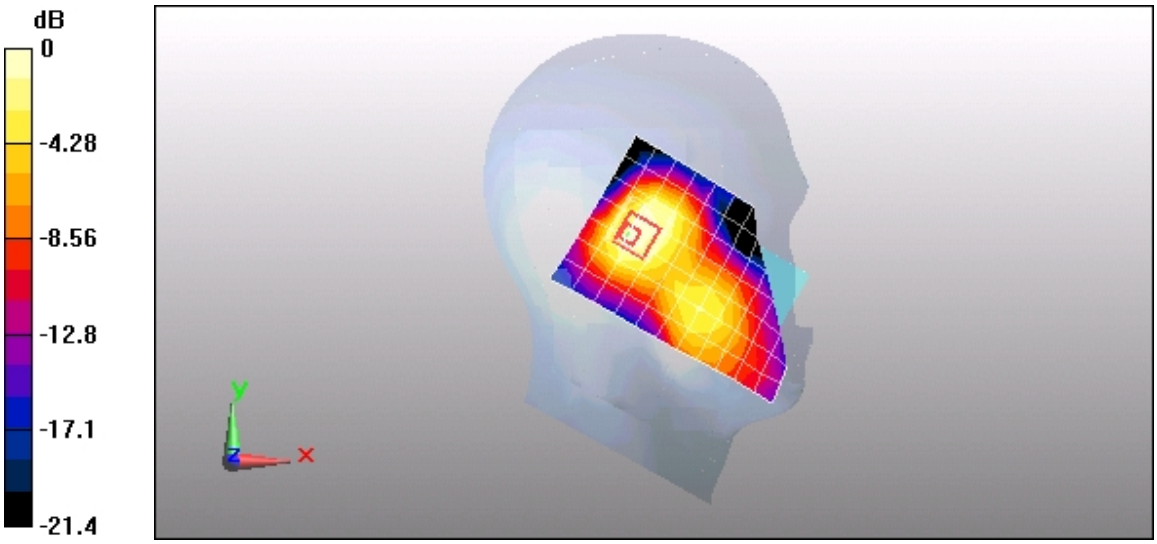

0 dB = 0.190mW/g

Date/Time: 11/19/2011 10:03:30, Date/Time: 11/19/2011 10:17:52

Test Laboratory: HUAWEI SAR Lab

M920 LTE Band II 10M QPSK 50%RB#13 19150CH Right Hand Touched Cheek

DUT: M920; Type: Mobile Phone ; Serial: B7PIEB1191400041

Communication System: LTE-FDD(SC-FDMA,1RB/50%RB/100%RB,10MHz,QPSK/16QAM); Frequency: 1905 MHz
Medium parameters used: f = 1905 MHz; σ = 1.41 mho/m; ε_r = 38.9; ρ = 1000 kg/m^3
Phantom section: Right Section

DASY5 Configuration:

- Probe: EX3DV4 - SN3753; ConvF(7.9, 7.9, 7.9); Calibrated: 12/13/2010
- Sensor-Surface: 4mm (Mechanical Surface Detection)
- Electronics: DAE4 Sn1291; Calibrated: 10/10/2011
- Phantom: SAM2; Type: SAM; Serial: TP-1474
- Measurement SW: DASY5, V5.2 Build 157; SEMCAD X Version 14.0 Build 57

Configuration/Head/Area Scan (8x12x1): Measurement grid: dx=15mm, dy=15mm
Maximum value of SAR (measured) = 0.364 mW/g

Configuration/Head/Zoom Scan (7x7x7)/Cube 0: Measurement grid: dx=5mm, dy=5mm, dz=5mm
Reference Value = 7.54 V/m; Power Drift = 0.049 dB
Peak SAR (extrapolated) = 0.569 W/kg
SAR(1 g) = 0.374 mW/g; SAR(10 g) = 0.228 mW/g
Maximum value of SAR (measured) = 0.404 mW/g

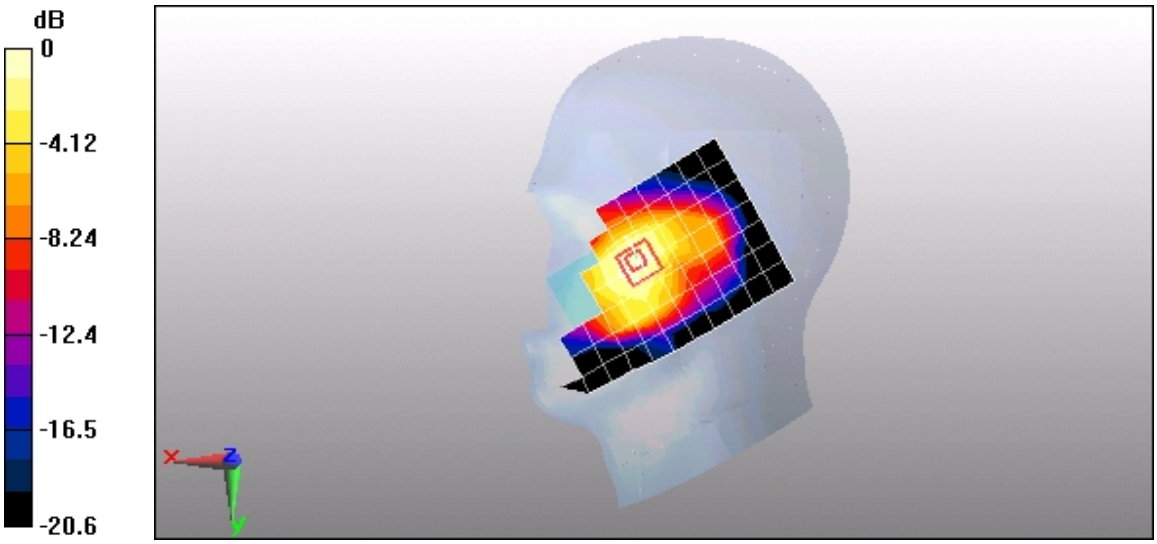

0 dB = 0.404mW/g

Date/Time: 11/19/2011 6:27:31, Date/Time: 11/19/2011 6:35:23

Test Laboratory: HUAWEI SAR Lab

M920 LTE Band II 10M QPSK 50%RB#13 19150CH Right Hand Tilt 15 degree

DUT: M920; Type: Mobile Phone ; Serial: B7PIEB1191400041

Communication System: LTE-FDD(SC-FDMA,1RB/50%RB/100%RB,10MHz,QPSK/16QAM); Frequency: 1905 MHz
Medium parameters used: f = 1905 MHz; σ = 1.41 mho/m; ε_r = 38.9; ρ = 1000 kg/m^3
Phantom section: Right Section

DASY5 Configuration:

- Probe: EX3DV4 - SN3753; ConvF(7.9, 7.9, 7.9); Calibrated: 12/13/2010
- Sensor-Surface: 4mm (Mechanical Surface Detection)
- Electronics: DAE4 Sn1291; Calibrated: 10/10/2011
- Phantom: SAM2; Type: SAM; Serial: TP-1474
- Measurement SW: DASY5, V5.2 Build 157; SEMCAD X Version 14.0 Build 57

Configuration/Head/Area Scan (8x12x1): Measurement grid: dx=15mm, dy=15mm
Maximum value of SAR (measured) = 0.204 mW/g

Configuration/Head/Zoom Scan (7x7x7)/Cube 0: Measurement grid: dx=5mm, dy=5mm, dz=5mm
Reference Value = 11.2 V/m; Power Drift = 0.022 dB
Peak SAR (extrapolated) = 0.295 W/kg
SAR(1 g) = 0.184 mW/g; SAR(10 g) = 0.106 mW/g
Maximum value of SAR (measured) = 0.201 mW/g



0 dB = 0.201mW/g

Date/Time: 11/19/2011 1:03:50, Date/Time: 11/19/2011 1:11:54

Test Laboratory: HUAWEI SAR Lab

M920 LTE Band II 10M QPSK 1RB#0 19150CH Left Hand Touched Cheek

DUT: M920; Type: Mobile Phone ; Serial: B7PIEB1191400041

Communication System: LTE-FDD(SC-FDMA,1RB/50%RB/100%RB,10MHz,QPSK/16QAM); Frequency: 1905 MHz
Medium parameters used: f = 1905 MHz; σ = 1.41 mho/m; ε_r = 38.9; ρ = 1000 kg/m^3
Phantom section: Left Section

DASY5 Configuration:

- Probe: EX3DV4 - SN3753; ConvF(7.9, 7.9, 7.9); Calibrated: 12/13/2010
- Sensor-Surface: 4mm (Mechanical Surface Detection)
- Electronics: DAE4 Sn1291; Calibrated: 10/10/2011
- Phantom: SAM2; Type: SAM; Serial: TP-1474
- Measurement SW: DASY5, V5.2 Build 157; SEMCAD X Version 14.0 Build 57

Configuration/Head/Area Scan (8x12x1): Measurement grid: dx=15mm, dy=15mm
Maximum value of SAR (measured) = 0.988 mW/g

Configuration/Head/Zoom Scan (7x7x7)/Cube 0: Measurement grid: dx=5mm, dy=5mm, dz=5mm
Reference Value = 9.55 V/m; Power Drift = -0.039 dB
Peak SAR (extrapolated) = 1.45 W/kg
SAR(1 g) = 0.888 mW/g; SAR(10 g) = 0.501 mW/g
Maximum value of SAR (measured) = 0.983 mW/g

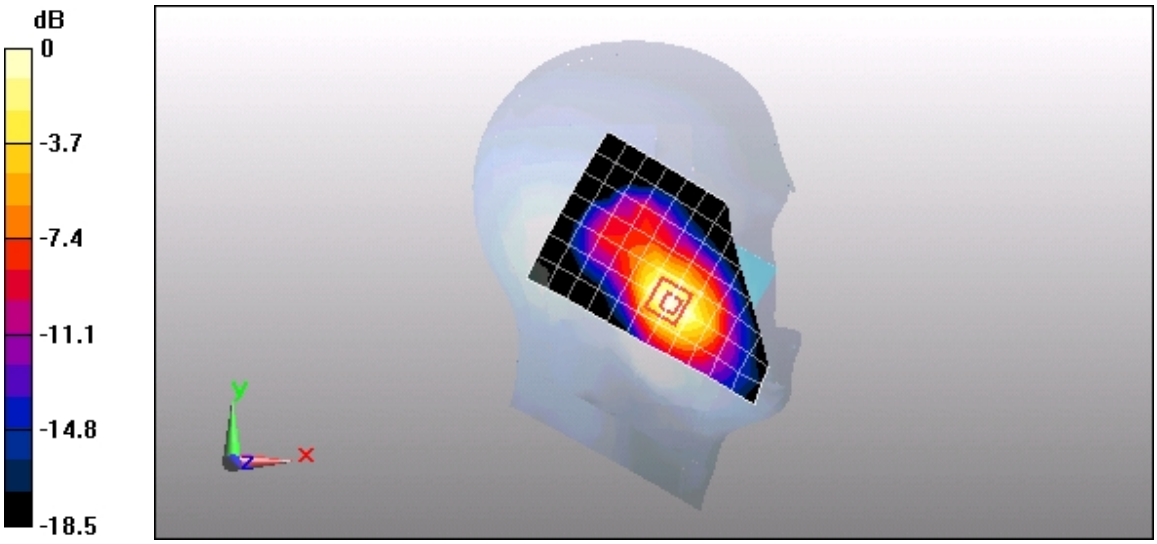

0 dB = 0.983mW/g

Date/Time: 11/19/2011 3:30:31, Date/Time: 11/19/2011 3:42:20

Test Laboratory: HUAWEI SAR Lab

M920 LTE Band II 10M QPSK 1RB#0 19150CH Left Hand Tilt 15 degree

DUT: M920; Type: Mobile Phone ; Serial: B7PIEB1191400041

Communication System: LTE-FDD(SC-FDMA,1RB/50%RB/100%RB,10MHz,QPSK/16QAM); Frequency: 1905 MHz
Medium parameters used: f = 1905 MHz; σ = 1.41 mho/m; ε_r = 38.9; ρ = 1000 kg/m^3
Phantom section: Left Section

DASY5 Configuration:

- Probe: EX3DV4 - SN3753; ConvF(7.9, 7.9, 7.9); Calibrated: 12/13/2010
- Sensor-Surface: 4mm (Mechanical Surface Detection)
- Electronics: DAE4 Sn1291; Calibrated: 10/10/2011
- Phantom: SAM2; Type: SAM; Serial: TP-1474
- Measurement SW: DASY5, V5.2 Build 157; SEMCAD X Version 14.0 Build 57

Configuration/Head/Area Scan (8x12x1): Measurement grid: dx=15mm, dy=15mm
Maximum value of SAR (measured) = 0.192 mW/g

Configuration/Head/Zoom Scan (7x7x7)/Cube 0: Measurement grid: dx=5mm, dy=5mm, dz=5mm
Reference Value = 11.4 V/m; Power Drift = 0.029 dB
Peak SAR (extrapolated) = 0.395 W/kg
SAR(1 g) = 0.253 mW/g; SAR(10 g) = 0.153 mW/g
Maximum value of SAR (measured) = 0.274 mW/g

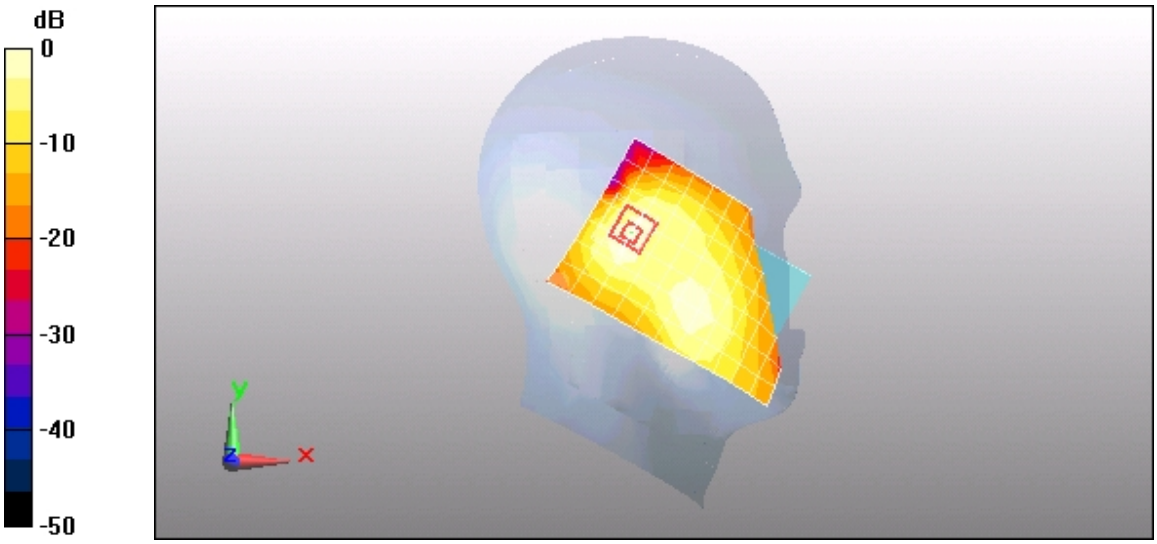

0 dB = 0.274mW/g

Date/Time: 11/19/2011 4:06:55, Date/Time: 11/19/2011 4:14:46

Test Laboratory: HUAWEI SAR Lab

M920 LTE Band II 10M QPSK 1RB#0 19150CH Right Hand Touched Cheek

DUT: M920; Type: Mobile Phone ; Serial: B7PIEB1191400041

Communication System: LTE-FDD(SC-FDMA,1RB/50%RB/100%RB,10MHz,QPSK/16QAM); Frequency: 1905 MHz
Medium parameters used: f = 1905 MHz; σ = 1.41 mho/m; ε_r = 38.9; ρ = 1000 kg/m^3
Phantom section: Right Section

DASY5 Configuration:

- Probe: EX3DV4 - SN3753; ConvF(7.9, 7.9, 7.9); Calibrated: 12/13/2010
- Sensor-Surface: 4mm (Mechanical Surface Detection)
- Electronics: DAE4 Sn1291; Calibrated: 10/10/2011
- Phantom: SAM2; Type: SAM; Serial: TP-1474
- Measurement SW: DASY5, V5.2 Build 157; SEMCAD X Version 14.0 Build 57

Configuration/Head/Area Scan (8x12x1): Measurement grid: dx=15mm, dy=15mm
Maximum value of SAR (measured) = 0.604 mW/g

Configuration/Head/Zoom Scan (7x7x7)/Cube 0: Measurement grid: dx=5mm, dy=5mm, dz=5mm
Reference Value = 10.7 V/m; Power Drift = -0.072 dB
Peak SAR (extrapolated) = 0.909 W/kg
SAR(1 g) = 0.592 mW/g; SAR(10 g) = 0.361 mW/g
Maximum value of SAR (measured) = 0.653 mW/g

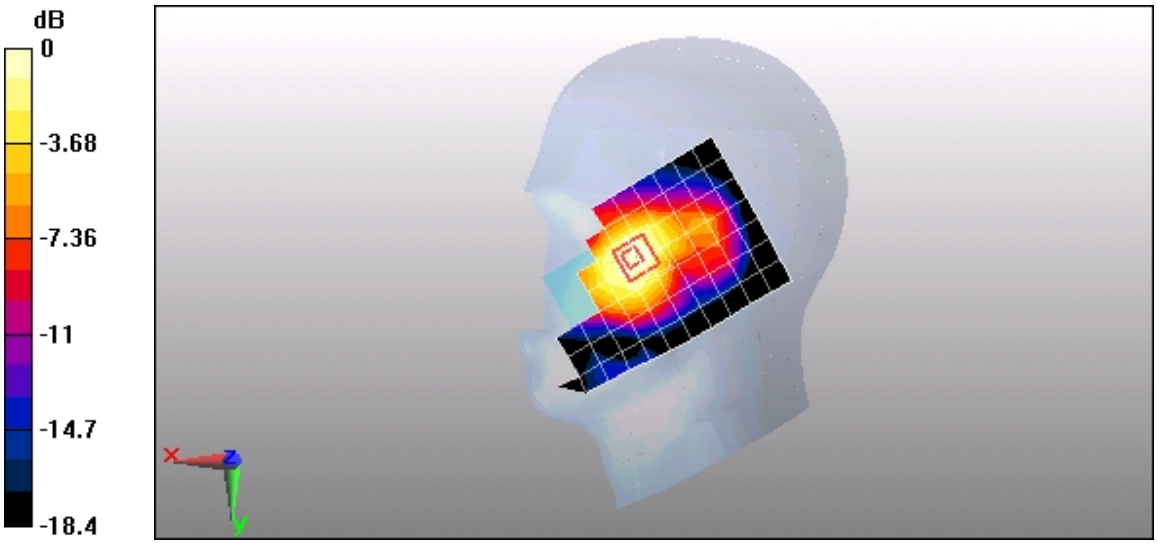

0 dB = 0.653mW/g

Date/Time: 11/19/2011 6:02:32, Date/Time: 11/19/2011 6:10:25

Test Laboratory: HUAWEI SAR Lab

M920 LTE Band II 10M QPSK 1RB#0 19150CH Right Hand Tilt 15 degree

DUT: M920; Type: Mobile Phone ; Serial: B7PIEB1191400041

Communication System: LTE-FDD(SC-FDMA,1RB/50%RB/100%RB,10MHz,QPSK/16QAM); Frequency: 1905 MHz
Medium parameters used: f = 1905 MHz; σ = 1.41 mho/m; ε_r = 38.9; ρ = 1000 kg/m^3
Phantom section: Right Section

DASY5 Configuration:

- Probe: EX3DV4 - SN3753; ConvF(7.9, 7.9, 7.9); Calibrated: 12/13/2010
- Sensor-Surface: 4mm (Mechanical Surface Detection)
- Electronics: DAE4 Sn1291; Calibrated: 10/10/2011
- Phantom: SAM2; Type: SAM; Serial: TP-1474
- Measurement SW: DASY5, V5.2 Build 157; SEMCAD X Version 14.0 Build 57

Configuration/Head/Area Scan (8x12x1): Measurement grid: dx=15mm, dy=15mm
Maximum value of SAR (measured) = 0.251 mW/g

Configuration/Head/Zoom Scan (7x7x7)/Cube 0: Measurement grid: dx=5mm, dy=5mm, dz=5mm
Reference Value = 12.5 V/m; Power Drift = -0.165 dB
Peak SAR (extrapolated) = 0.440 W/kg
SAR(1 g) = 0.275 mW/g; SAR(10 g) = 0.155 mW/g
Maximum value of SAR (measured) = 0.309 mW/g

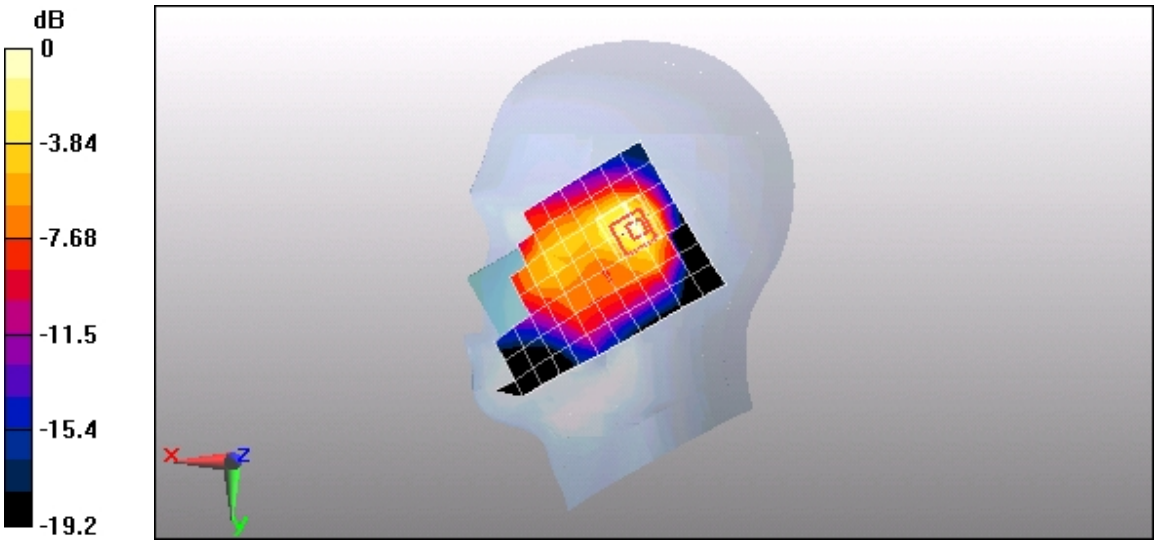

0 dB = 0.309mW/g

Date/Time: 11/19/2011 14:42:52, Date/Time: 11/19/2011 14:50:24

Test Laboratory: HUAWEI SAR Lab

M920 LTE Band II 10M QPSK 1RB#49 18650CH Left Hand Touched Cheek

DUT: M920; Type: Mobile Phone ; Serial: B7PIEB1191400041

Communication System: LTE-FDD(SC-FDMA,1RB/50%RB/100%RB,10MHz,QPSK/16QAM); Frequency: 1855 MHz
Medium parameters used: f = 1855 MHz; σ = 1.36 mho/m; ε_r = 38.7; ρ = 1000 kg/m^3
Phantom section: Left Section

DASY5 Configuration:

- Probe: EX3DV4 - SN3753; ConvF(7.9, 7.9, 7.9); Calibrated: 12/13/2010
- Sensor-Surface: 4mm (Mechanical Surface Detection)
- Electronics: DAE4 Sn1291; Calibrated: 10/10/2011
- Phantom: SAM2; Type: SAM; Serial: TP-1474
- Measurement SW: DASY5, V5.2 Build 157; SEMCAD X Version 14.0 Build 57

Configuration/Head/Area Scan (8x11x1): Measurement grid: dx=15mm, dy=15mm
Maximum value of SAR (measured) = 1.47 mW/g

Configuration/Head/Zoom Scan (7x7x7)/Cube 0: Measurement grid: dx=5mm, dy=5mm, dz=5mm
Reference Value = 10.2 V/m; Power Drift = 0.014 dB
Peak SAR (extrapolated) = 2.17 W/kg
SAR(1 g) = 1.33 mW/g; SAR(10 g) = 0.761 mW/g
Maximum value of SAR (measured) = 1.48 mW/g

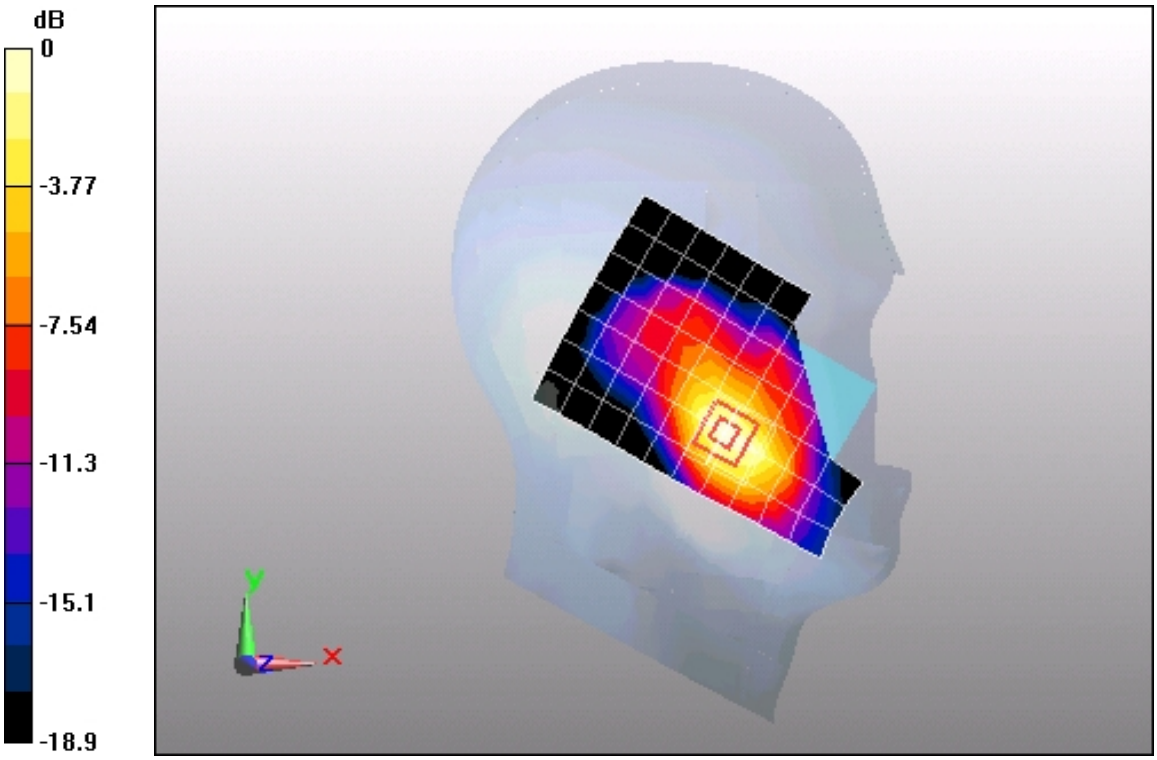
dB
0
-3.77
-7.54
-11.3
-15.1
-18.9
y
z
x

0 dB = 1.48mW/g

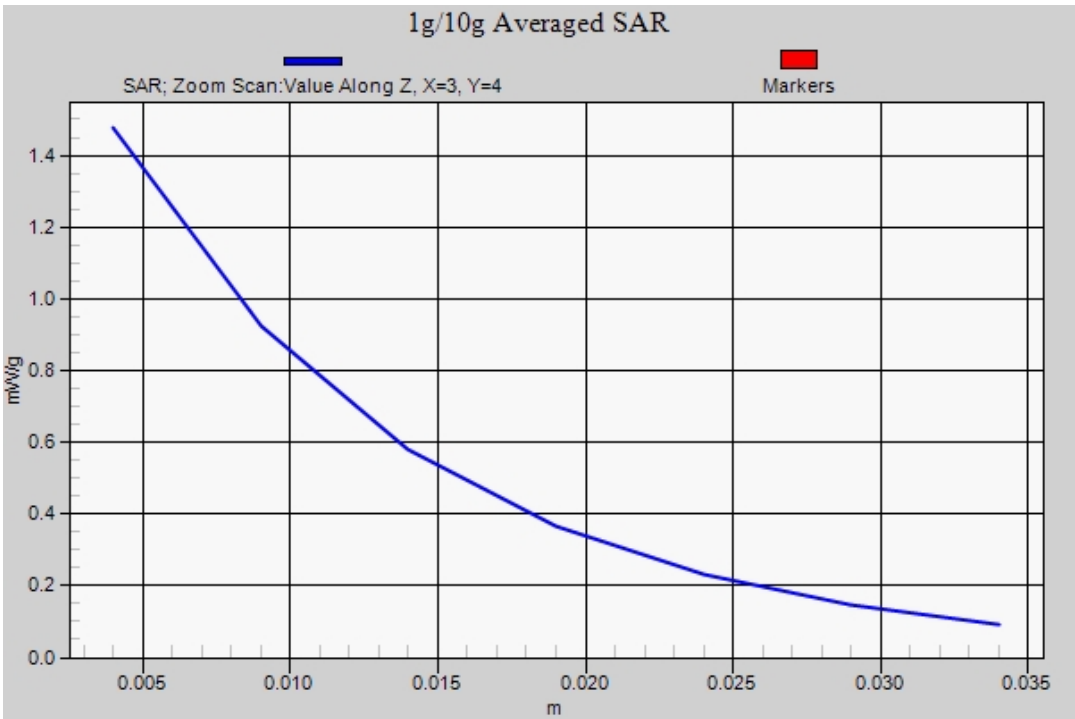
1g/10g Averaged SAR
SAR; Zoom Scan:Value Along Z, X=3, Y=4
Markers
mW/g
1.4
1.2
1.0
0.8
0.6
0.4
0.2
0.0
0.005
0.010
0.015
0.020
0.025
0.030
0.035
m

Date/Time: 11/19/2011 15:08:42, Date/Time: 11/19/2011 15:16:14

Test Laboratory: HUAWEI SAR Lab

M920 LTE Band II 10M QPSK 1RB#49 18650CH Left Hand Tilt 15 degree

DUT: M920; Type: Mobile Phone ; Serial: B7PIEB1191400041

Communication System: LTE-FDD(SC-FDMA,1RB/50%RB/100%RB,10MHz,QPSK/16QAM); Frequency: 1855 MHz
Medium parameters used: f = 1855 MHz; σ = 1.36 mho/m; ε_r = 38.7; ρ = 1000 kg/m^3
Phantom section: Left Section

DASY5 Configuration:

- Probe: EX3DV4 - SN3753; ConvF(7.9, 7.9, 7.9); Calibrated: 12/13/2010
- Sensor-Surface: 4mm (Mechanical Surface Detection)
- Electronics: DAE4 Sn1291; Calibrated: 10/10/2011
- Phantom: SAM2; Type: SAM; Serial: TP-1474
- Measurement SW: DASY5, V5.2 Build 157; SEMCAD X Version 14.0 Build 57

Configuration/Head/Area Scan (8x11x1): Measurement grid: dx=15mm, dy=15mm
Maximum value of SAR (measured) = 0.308 mW/g

Configuration/Head/Zoom Scan (7x7x7)/Cube 0: Measurement grid: dx=5mm, dy=5mm, dz=5mm
Reference Value = 15.1 V/m; Power Drift = -0.085 dB
Peak SAR (extrapolated) = 0.470 W/kg
SAR(1 g) = 0.303 mW/g; SAR(10 g) = 0.179 mW/g
Maximum value of SAR (measured) = 0.332 mW/g

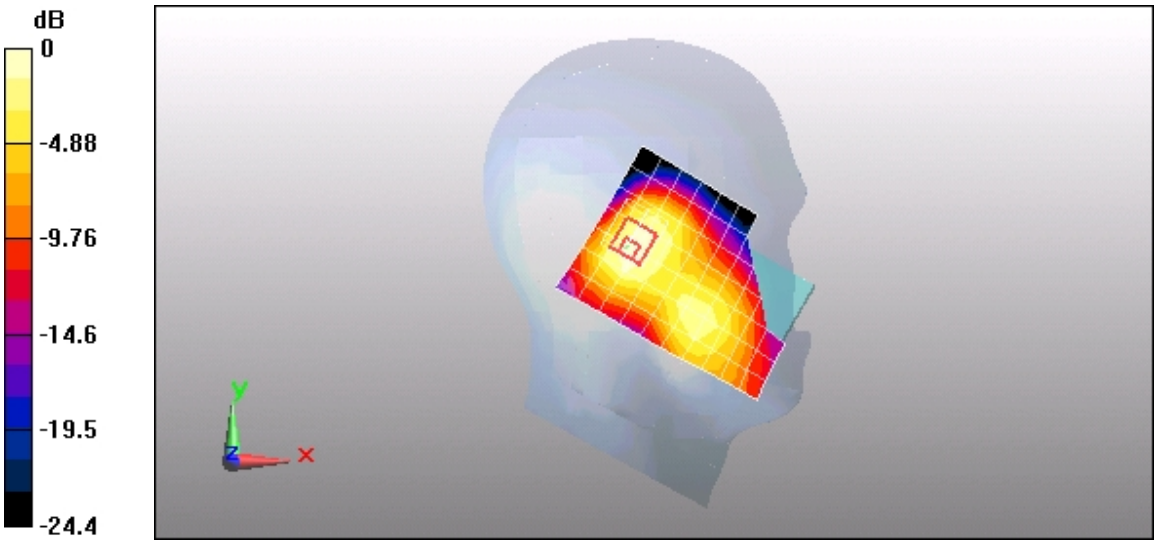

0 dB = 0.332mW/g

Date/Time: 11/19/2011 10:39:53, Date/Time: 11/19/2011 10:47:45

Test Laboratory: HUAWEI SAR Lab

M920 LTE Band II 10M QPSK 1RB#49 18650CH Right Hand Touched Cheek

DUT: M920; Type: Mobile Phone ; Serial: B7PIEB1191400041

Communication System: LTE-FDD(SC-FDMA,1RB/50%RB/100%RB,10MHz,QPSK/16QAM); Frequency: 1855 MHz
Medium parameters used: f = 1855 MHz; σ = 1.36 mho/m; ε_r = 38.7; ρ = 1000 kg/m^3
Phantom section: Right Section

DASY5 Configuration:

- Probe: EX3DV4 - SN3753; ConvF(7.9, 7.9, 7.9); Calibrated: 12/13/2010
- Sensor-Surface: 4mm (Mechanical Surface Detection)
- Electronics: DAE4 Sn1291; Calibrated: 10/10/2011
- Phantom: SAM2; Type: SAM; Serial: TP-1474
- Measurement SW: DASY5, V5.2 Build 157; SEMCAD X Version 14.0 Build 57

Configuration/Head/Area Scan (8x12x1): Measurement grid: dx=15mm, dy=15mm
Maximum value of SAR (measured) = 0.746 mW/g

Configuration/Head/Zoom Scan (7x7x7)/Cube 0: Measurement grid: dx=5mm, dy=5mm, dz=5mm
Reference Value = 10.5 V/m; Power Drift = 0.124 dB
Peak SAR (extrapolated) = 1.27 W/kg
SAR(1 g) = 0.770 mW/g; SAR(10 g) = 0.472 mW/g
Maximum value of SAR (measured) = 0.851 mW/g

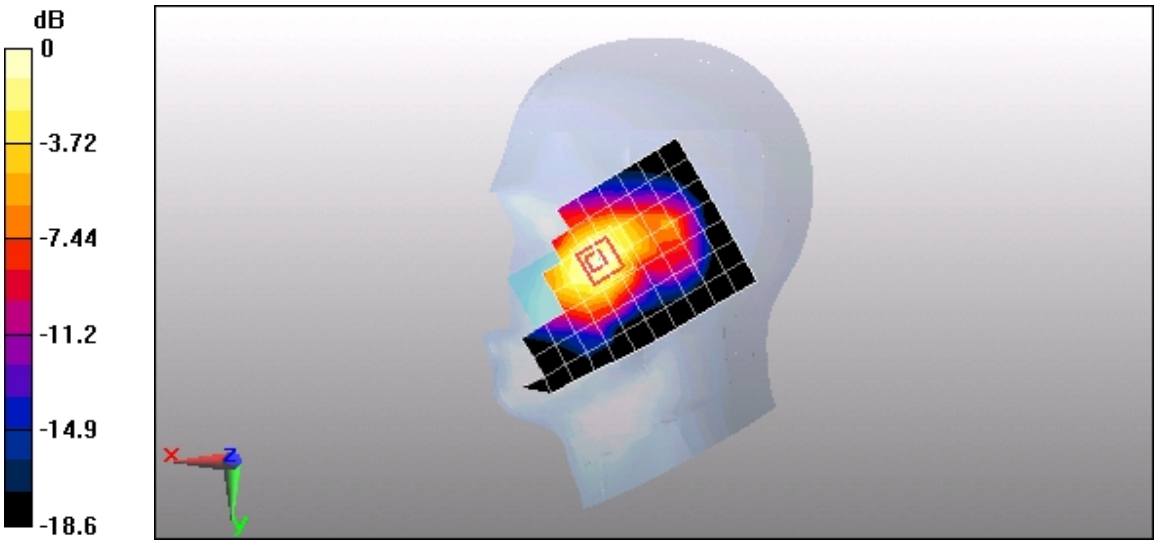

0 dB = 0.851mW/g

Date/Time: 11/19/2011 11:06:53, Date/Time: 11/19/2011 11:14:45

Test Laboratory: HUAWEI SAR Lab

M920 LTE Band II 10M QPSK 1RB#49 18650CH Right Hand Tilt 15 degree

DUT: M920; Type: Mobile Phone ; Serial: B7PIEB1191400041

Communication System: LTE-FDD(SC-FDMA,1RB/50%RB/100%RB,10MHz,QPSK/16QAM); Frequency: 1855 MHz
Medium parameters used: f = 1855 MHz; σ = 1.36 mho/m; ε_r = 38.7; ρ = 1000 kg/m^3
Phantom section: Right Section

DASY5 Configuration:

- Probe: EX3DV4 - SN3753; ConvF(7.9, 7.9, 7.9); Calibrated: 12/13/2010
- Sensor-Surface: 4mm (Mechanical Surface Detection)
- Electronics: DAE4 Sn1291; Calibrated: 10/10/2011
- Phantom: SAM2; Type: SAM; Serial: TP-1474
- Measurement SW: DASY5, V5.2 Build 157; SEMCAD X Version 14.0 Build 57

Configuration/Head/Area Scan (8x12x1): Measurement grid: dx=15mm, dy=15mm
Maximum value of SAR (measured) = 0.435 mW/g

Configuration/Head/Zoom Scan (7x7x7)/Cube 0: Measurement grid: dx=5mm, dy=5mm, dz=5mm
Reference Value = 15.7 V/m; Power Drift = -0.068 dB
Peak SAR (extrapolated) = 0.610 W/kg
SAR(1 g) = 0.356 mW/g; SAR(10 g) = 0.195 mW/g
Maximum value of SAR (measured) = 0.414 mW/g

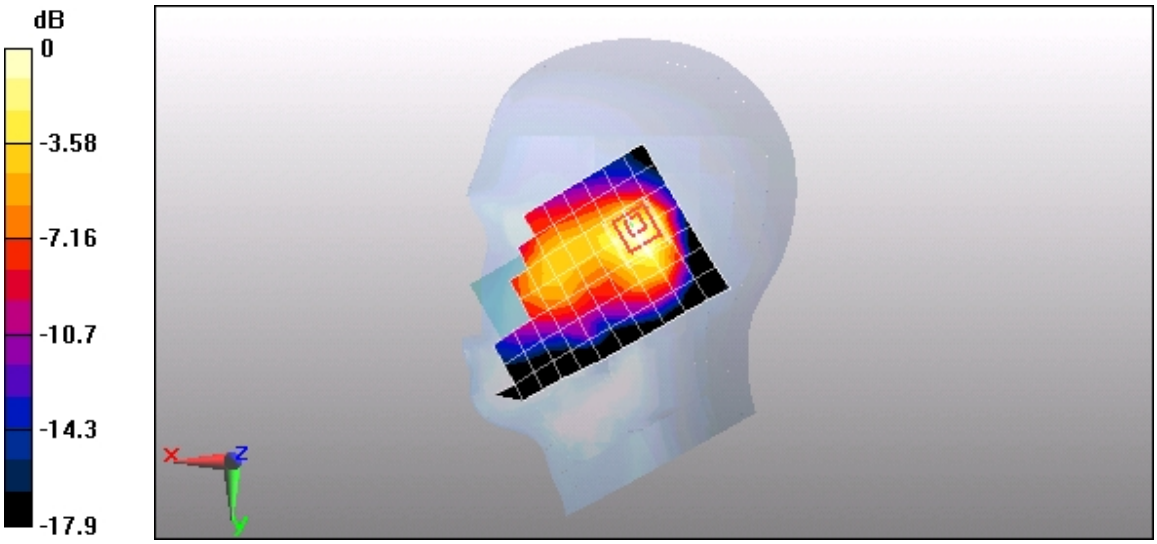

0 dB = 0.414mW/g

Date/Time: 11/19/2011 14:07:15, Date/Time: 11/19/2011 14:14:46

Test Laboratory: HUAWEI SAR Lab

M920 LTE Band II 10M 16QAM 50%RB#13 19150CH Left Hand Touched Cheek

DUT: M920; Type: Mobile Phone ; Serial: B7PIEB1191400041

Communication System: LTE-FDD(SC-FDMA,1RB/50%RB/100%RB,10MHz,QPSK/16QAM); Frequency: 1905 MHz
Medium parameters used: f = 1905 MHz; σ = 1.41 mho/m; ε_r = 38.9; ρ = 1000 kg/m^3
Phantom section: Left Section

DASY5 Configuration:

- Probe: EX3DV4 - SN3753; ConvF(7.9, 7.9, 7.9); Calibrated: 12/13/2010
- Sensor-Surface: 4mm (Mechanical Surface Detection)
- Electronics: DAE4 Sn1291; Calibrated: 10/10/2011
- Phantom: SAM2; Type: SAM; Serial: TP-1474
- Measurement SW: DASY5, V5.2 Build 157; SEMCAD X Version 14.0 Build 57

Configuration/Head/Area Scan (8x11x1): Measurement grid: dx=15mm, dy=15mm
Maximum value of SAR (measured) = 0.682 mW/g

Configuration/Head/Zoom Scan (7x7x7)/Cube 0: Measurement grid: dx=5mm, dy=5mm, dz=5mm
Reference Value = 8.14 V/m; Power Drift = -0.074 dB
Peak SAR (extrapolated) = 1.04 W/kg
SAR(1 g) = 0.626 mW/g; SAR(10 g) = 0.353 mW/g

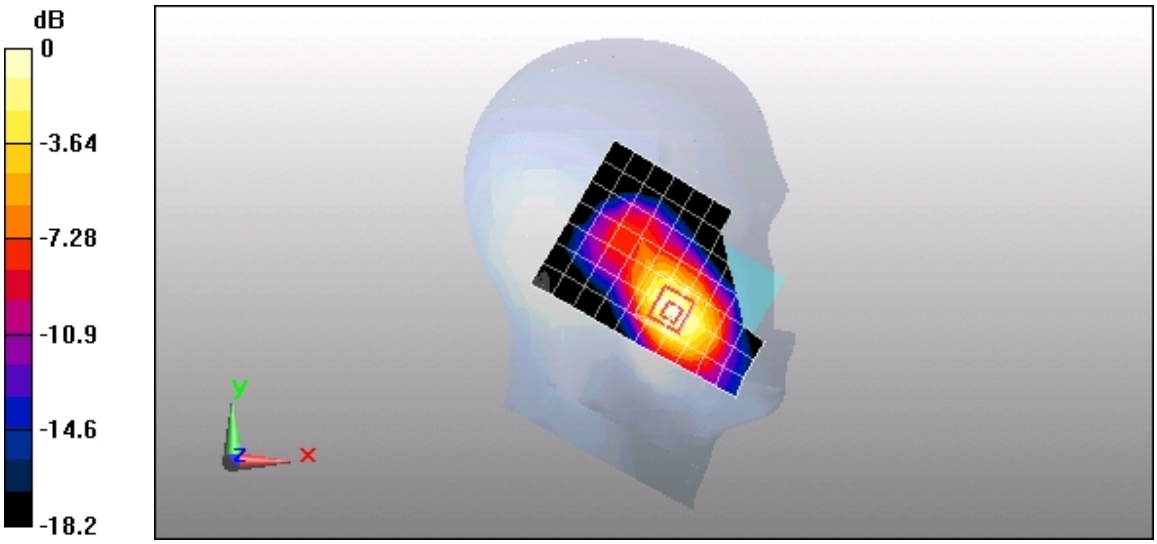

0 dB = 0.682mW/g

Date/Time: 11/19/2011 13:24:14, Date/Time: 11/19/2011 13:31:44

Test Laboratory: HUAWEI SAR Lab

M920 LTE Band II 10M 16QAM 50%RB#13 19150CH Left Hand Tilt 15 degree

DUT: M920; Type: Mobile Phone ; Serial: B7PIEB1191400041

Communication System: LTE-FDD(SC-FDMA,1RB/50%RB/100%RB,10MHz,QPSK/16QAM); Frequency: 1905 MHz
Medium parameters used: f = 1905 MHz; σ = 1.41 mho/m; ε_r = 38.9; ρ = 1000 kg/m^3
Phantom section: Left Section

DASY5 Configuration:

- Probe: EX3DV4 - SN3753; ConvF(7.9, 7.9, 7.9); Calibrated: 12/13/2010
- Sensor-Surface: 4mm (Mechanical Surface Detection)
- Electronics: DAE4 Sn1291; Calibrated: 10/10/2011
- Phantom: SAM2; Type: SAM; Serial: TP-1474
- Measurement SW: DASY5, V5.2 Build 157; SEMCAD X Version 14.0 Build 57

Configuration/Head/Area Scan (8x11x1): Measurement grid: dx=15mm, dy=15mm
Maximum value of SAR (measured) = 0.107 mW/g

Configuration/Head/Zoom Scan (7x7x7)/Cube 0: Measurement grid: dx=5mm, dy=5mm, dz=5mm
Reference Value = 9.33 V/m; Power Drift = 0.130 dB
Peak SAR (extrapolated) = 0.260 W/kg
SAR(1 g) = 0.151 mW/g; SAR(10 g) = 0.079 mW/g
Maximum value of SAR (measured) = 0.174 mW/g

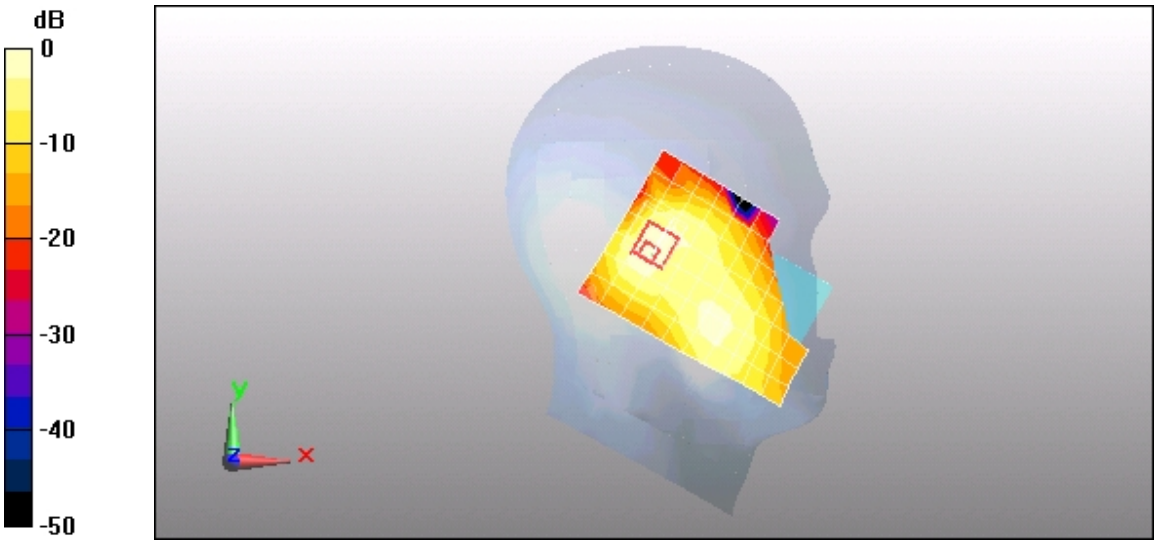

0 dB = 0.174mW/g

Date/Time: 11/19/2011 15:58:37, Date/Time: 11/19/2011 16:06:24

Test Laboratory: HUAWEI SAR Lab

M920 LTE Band II 10M 16QAM 50%RB#13 19150CH Right Hand Touched Cheek

DUT: M920; Type: Mobile Phone ; Serial: B7PIEB1191400041

Communication System: LTE-FDD(SC-FDMA,1RB/50%RB/100%RB,10MHz,QPSK/16QAM); Frequency: 1905 MHz
Medium parameters used: f = 1905 MHz; σ = 1.41 mho/m; ε_r = 38.9; ρ = 1000 kg/m^3
Phantom section: Right Section

DASY5 Configuration:

- Probe: EX3DV4 - SN3753; ConvF(7.9, 7.9, 7.9); Calibrated: 12/13/2010
- Sensor-Surface: 4mm (Mechanical Surface Detection)
- Electronics: DAE4 Sn1291; Calibrated: 10/10/2011
- Phantom: SAM2; Type: SAM; Serial: TP-1474
- Measurement SW: DASY5, V5.2 Build 157; SEMCAD X Version 14.0 Build 57

Configuration/Head/Area Scan (8x11x1): Measurement grid: dx=15mm, dy=15mm
Maximum value of SAR (measured) = 0.372 mW/g

Configuration/Head/Zoom Scan (7x7x7)/Cube 0: Measurement grid: dx=5mm, dy=5mm, dz=5mm
Reference Value = 7.57 V/m; Power Drift = -0.149 dB
Peak SAR (extrapolated) = 0.567 W/kg
SAR(1 g) = 0.372 mW/g; SAR(10 g) = 0.228 mW/g
Maximum value of SAR (measured) = 0.405 mW/g

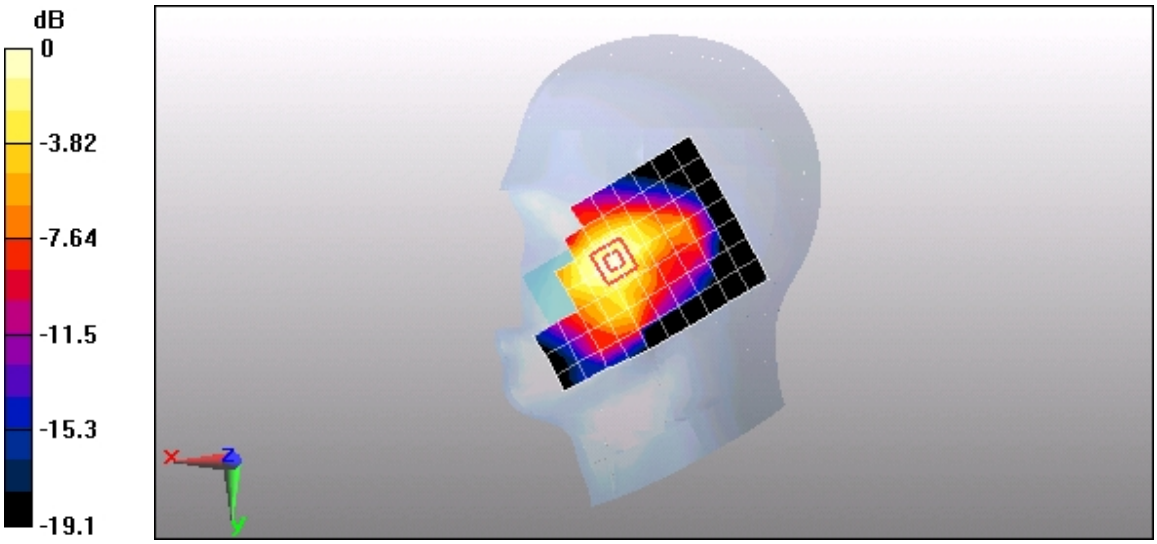

0 dB = 0.405mW/g

Date/Time: 11/19/2011 16:24:14, Date/Time: 11/19/2011 16:32:00

Test Laboratory: HUAWEI SAR Lab

M920 LTE Band II 10M 16QAM 50%RB#13 19150CH Right Hand Tilt 15 degree

DUT: M920; Type: Mobile Phone ; Serial: B7PIEB1191400041

Communication System: LTE-FDD(SC-FDMA,1RB/50%RB/100%RB,10MHz,QPSK/16QAM); Frequency: 1905 MHz
Medium parameters used: f = 1905 MHz; σ = 1.41 mho/m; ε_r = 38.9; ρ = 1000 kg/m^3
Phantom section: Right Section

DASY5 Configuration:

- Probe: EX3DV4 - SN3753; ConvF(7.9, 7.9, 7.9); Calibrated: 12/13/2010
- Sensor-Surface: 4mm (Mechanical Surface Detection)
- Electronics: DAE4 Sn1291; Calibrated: 10/10/2011
- Phantom: SAM2; Type: SAM; Serial: TP-1474
- Measurement SW: DASY5, V5.2 Build 157; SEMCAD X Version 14.0 Build 57

Configuration/Head/Area Scan (8x11x1): Measurement grid: dx=15mm, dy=15mm
Maximum value of SAR (measured) = 0.185 mW/g

Configuration/Head/Zoom Scan (7x7x7)/Cube 0: Measurement grid: dx=5mm, dy=5mm, dz=5mm
Reference Value = 11.2 V/m; Power Drift = 0.028 dB
Peak SAR (extrapolated) = 0.272 W/kg
SAR(1 g) = 0.173 mW/g; SAR(10 g) = 0.099 mW/g
Maximum value of SAR (measured) = 0.190 mW/g

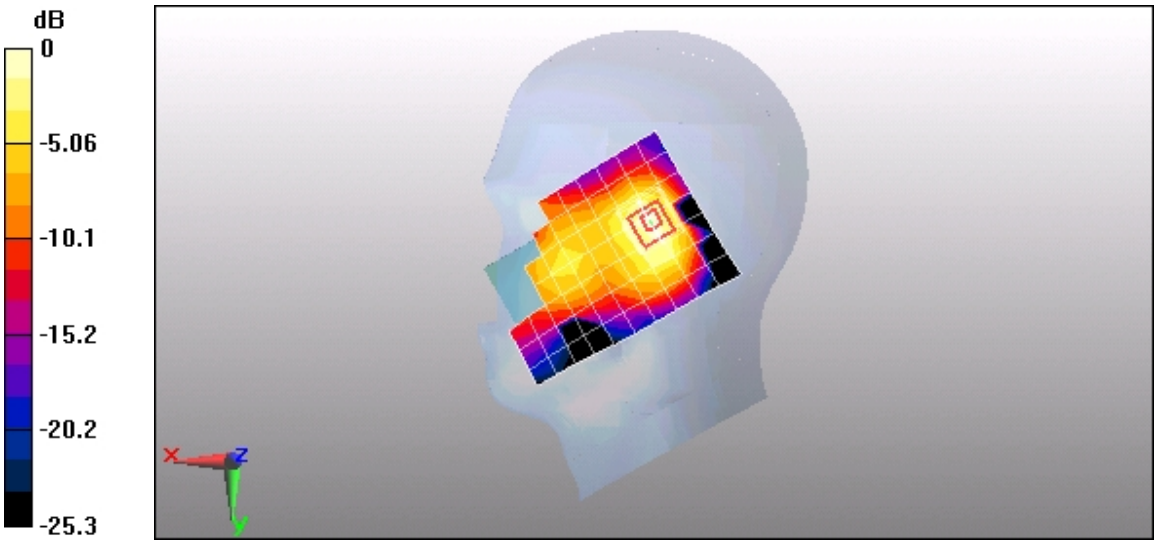

0 dB = 0.190mW/g

Date/Time: 11/19/2011 12:00:45, Date/Time: 11/19/2011 12:08:16

Test Laboratory: HUAWEI SAR Lab

M920 LTE Band II 10M 16QAM 1RB#0 19150CH Left Hand Touched Cheek

DUT: M920; Type: Mobile Phone ; Serial: B7PIEB1191400041

Communication System: LTE-FDD(SC-FDMA,1RB/50%RB/100%RB,10MHz,QPSK/16QAM); Frequency: 1905 MHz
Medium parameters used: f = 1905 MHz; σ = 1.41 mho/m; ε_r = 38.9; ρ = 1000 kg/m^3
Phantom section: Left Section

DASY5 Configuration:

- Probe: EX3DV4 - SN3753; ConvF(7.9, 7.9, 7.9); Calibrated: 12/13/2010
- Sensor-Surface: 4mm (Mechanical Surface Detection)
- Electronics: DAE4 Sn1291; Calibrated: 10/10/2011
- Phantom: SAM2; Type: SAM; Serial: TP-1474
- Measurement SW: DASY5, V5.2 Build 157; SEMCAD X Version 14.0 Build 57

Configuration/Head/Area Scan (8x11x1): Measurement grid: dx=15mm, dy=15mm
Maximum value of SAR (measured) = 0.924 mW/g

Configuration/Head/Zoom Scan (7x7x7)/Cube 0: Measurement grid: dx=5mm, dy=5mm, dz=5mm
Reference Value = 8.15 V/m; Power Drift = -0.062 dB
Peak SAR (extrapolated) = 1.34 W/kg
SAR(1 g) = 0.817 mW/g; SAR(10 g) = 0.458 mW/g
Maximum value of SAR (measured) = 0.902 mW/g

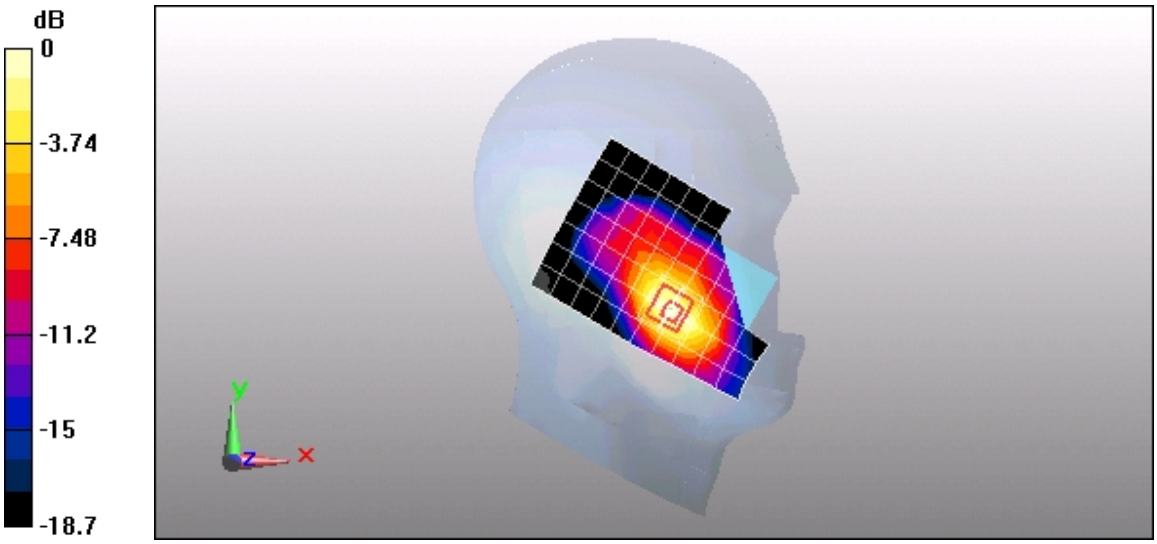

0 dB = 0.902mW/g

Date/Time: 11/19/2011 12:58:16, Date/Time: 11/19/2011 13:05:47

Test Laboratory: HUAWEI SAR Lab

M920 LTE Band II 10M 16QAM 1RB#0 19150CH Left Hand Tilt 15 degree

DUT: M920; Type: Mobile Phone ; Serial: B7PIEB1191400041

Communication System: LTE-FDD(SC-FDMA,1RB/50%RB/100%RB,10MHz,QPSK/16QAM); Frequency: 1905 MHz
Medium parameters used: f = 1905 MHz; σ = 1.41 mho/m; ε_r = 38.9; ρ = 1000 kg/m^3
Phantom section: Left Section

DASY5 Configuration:

- Probe: EX3DV4 - SN3753; ConvF(7.9, 7.9, 7.9); Calibrated: 12/13/2010
- Sensor-Surface: 4mm (Mechanical Surface Detection)
- Electronics: DAE4 Sn1291; Calibrated: 10/10/2011
- Phantom: SAM2; Type: SAM; Serial: TP-1474
- Measurement SW: DASY5, V5.2 Build 157; SEMCAD X Version 14.0 Build 57

Configuration/Head/Area Scan (8x11x1): Measurement grid: dx=15mm, dy=15mm
Maximum value of SAR (measured) = 0.233 mW/g

Configuration/Head/Zoom Scan (7x7x7)/Cube 0: Measurement grid: dx=5mm, dy=5mm, dz=5mm
Reference Value = 13 V/m; Power Drift = 0.061 dB
Peak SAR (extrapolated) = 0.345 W/kg
SAR(1 g) = 0.224 mW/g; SAR(10 g) = 0.133 mW/g
Maximum value of SAR (measured) = 0.240 mW/g

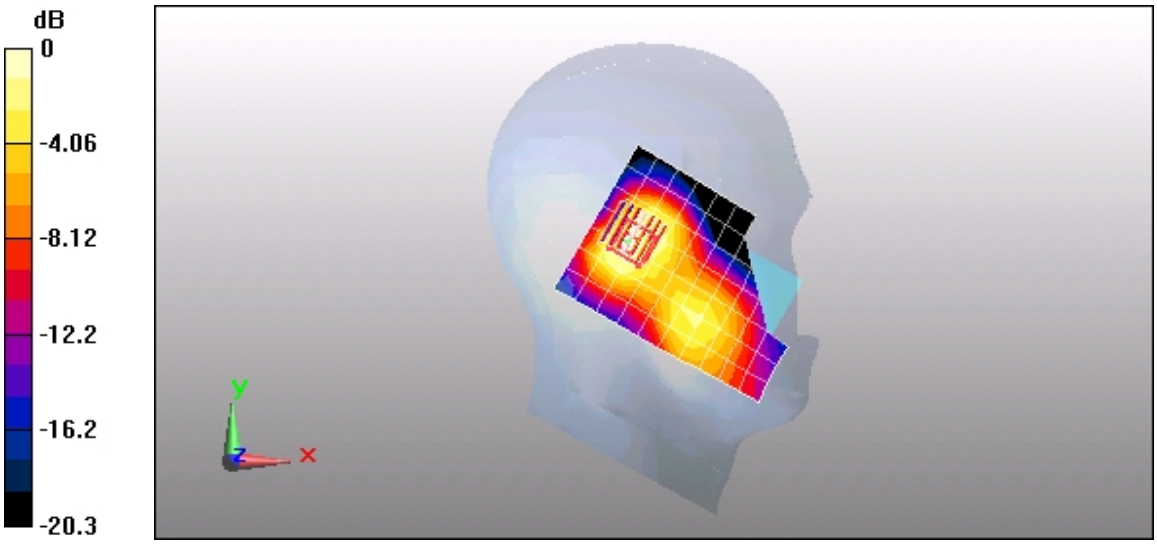

0 dB = 0.240mW/g

Date/Time: 11/19/2011 17:19:54, Date/Time: 11/19/2011 17:27:40

Test Laboratory: HUAWEI SAR Lab

M920 LTE Band II 10M 16QAM 1RB#0 19150CH Right Hand Touched Cheek

DUT: M920; Type: Mobile Phone ; Serial: B7PIEB1191400041

Communication System: LTE-FDD(SC-FDMA,1RB/50%RB/100%RB,10MHz,QPSK/16QAM); Frequency: 1905 MHz
Medium parameters used: f = 1905 MHz; σ = 1.41 mho/m; ε_r = 38.9; ρ = 1000 kg/m^3
Phantom section: Right Section

DASY5 Configuration:

- Probe: EX3DV4 - SN3753; ConvF(7.9, 7.9, 7.9); Calibrated: 12/13/2010
- Sensor-Surface: 4mm (Mechanical Surface Detection)
- Electronics: DAE4 Sn1291; Calibrated: 10/10/2011
- Phantom: SAM2; Type: SAM; Serial: TP-1474
- Measurement SW: DASY5, V5.2 Build 157; SEMCAD X Version 14.0 Build 57

Configuration/Head/Area Scan (8x11x1): Measurement grid: dx=15mm, dy=15mm
Maximum value of SAR (measured) = 0.578 mW/g

Configuration/Head/Zoom Scan (7x7x7)/Cube 0: Measurement grid: dx=5mm, dy=5mm, dz=5mm
Reference Value = 9.37 V/m; Power Drift = 0.168 dB
Peak SAR (extrapolated) = 0.830 W/kg
SAR(1 g) = 0.537 mW/g; SAR(10 g) = 0.327 mW/g
Maximum value of SAR (measured) = 0.590 mW/g

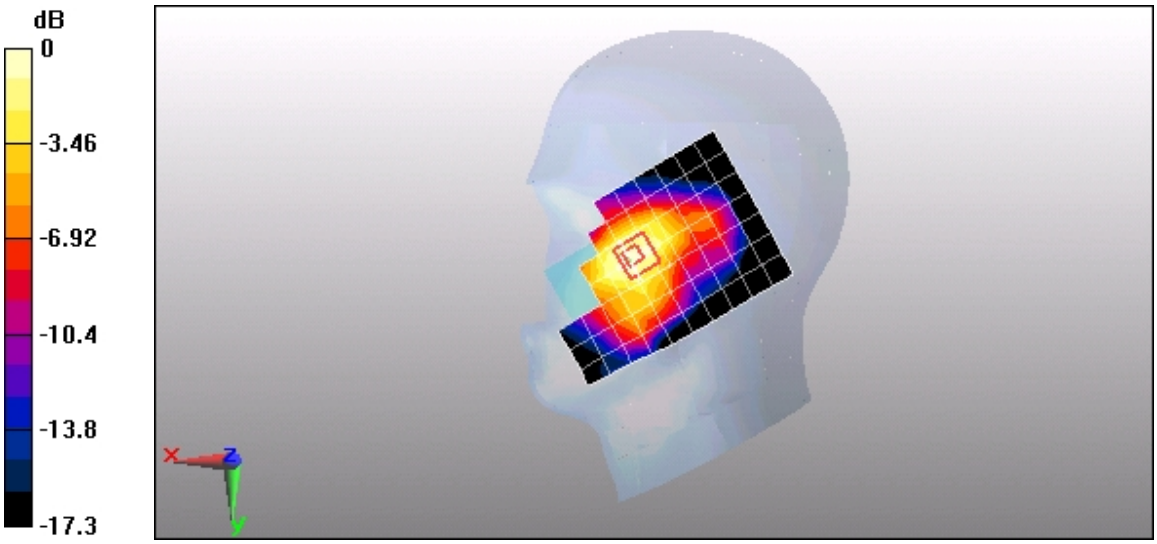

0 dB = 0.590mW/g

Date/Time: 11/19/2011 16:47:34, Date/Time: 11/19/2011 16:55:20

Test Laboratory: HUAWEI SAR Lab

M920 LTE Band II 10M 16QAM 1RB#0 19150CH Right Hand Tilt 15 degree

DUT: M920; Type: Mobile Phone ; Serial: B7PIEB1191400041

Communication System: LTE-FDD(SC-FDMA,1RB/50%RB/100%RB,10MHz,QPSK/16QAM); Frequency: 1905 MHz
Medium parameters used: f = 1905 MHz; σ = 1.41 mho/m; ε_r = 38.9; ρ = 1000 kg/m^3
Phantom section: Right Section

DASY5 Configuration:

- Probe: EX3DV4 - SN3753; ConvF(7.9, 7.9, 7.9); Calibrated: 12/13/2010
- Sensor-Surface: 4mm (Mechanical Surface Detection)
- Electronics: DAE4 Sn1291; Calibrated: 10/10/2011
- Phantom: SAM2; Type: SAM; Serial: TP-1474
- Measurement SW: DASY5, V5.2 Build 157; SEMCAD X Version 14.0 Build 57

Configuration/Head/Area Scan (8x11x1): Measurement grid: dx=15mm, dy=15mm
Maximum value of SAR (measured) = 0.252 mW/g

Configuration/Head/Zoom Scan (7x7x7)/Cube 0: Measurement grid: dx=5mm, dy=5mm, dz=5mm
Reference Value = 11.9 V/m; Power Drift = -0.178 dB
Peak SAR (extrapolated) = 0.371 W/kg
SAR(1 g) = 0.229 mW/g; SAR(10 g) = 0.127 mW/g
Maximum value of SAR (measured) = 0.250 mW/g

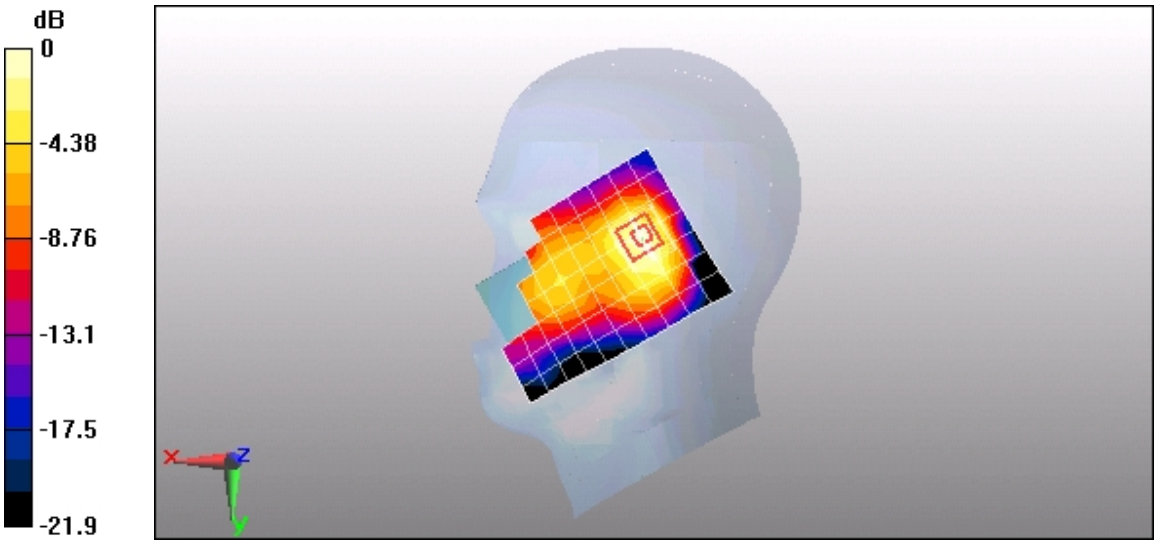

0 dB = 0.250mW/g

Date/Time: 11/19/2011 21:00:45, Date/Time: 11/19/2011 21:08:56

Test Laboratory: HUAWEI SAR Lab

M920 LTE Band II 10M 16QAM 1RB#49 18650CH Left Hand Touched Cheek

DUT: M920; Type: Mobile Phone ; Serial: B7PIEB1191400041

Communication System: LTE-FDD(SC-FDMA,1RB/50%RB/100%RB,10MHz,QPSK/16QAM); Frequency: 1855 MHz
Medium parameters used: f = 1855 MHz; σ = 1.36 mho/m; ε_r = 38.7; ρ = 1000 kg/m^3
Phantom section: Left Section

DASY5 Configuration:

- Probe: EX3DV4 - SN3753; ConvF(7.9, 7.9, 7.9); Calibrated: 12/13/2010
- Sensor-Surface: 4mm (Mechanical Surface Detection)
- Electronics: DAE4 Sn1291; Calibrated: 10/10/2011
- Phantom: SAM2; Type: SAM; Serial: TP-1474
- Measurement SW: DASY5, V5.2 Build 157; SEMCAD X Version 14.0 Build 57

Configuration/Head/Area Scan (8x12x1): Measurement grid: dx=15mm, dy=15mm
Maximum value of SAR (measured) = 1.2 mW/g

Configuration/Head/Zoom Scan (7x7x7)/Cube 0: Measurement grid: dx=5mm, dy=5mm, dz=5mm
Reference Value = 9.12 V/m; Power Drift = -0.189 dB
Peak SAR (extrapolated) = 1.78 W/kg
SAR(1 g) = 1.04 mW/g; SAR(10 g) = 0.596 mW/g
Maximum value of SAR (measured) = 1.16 mW/g

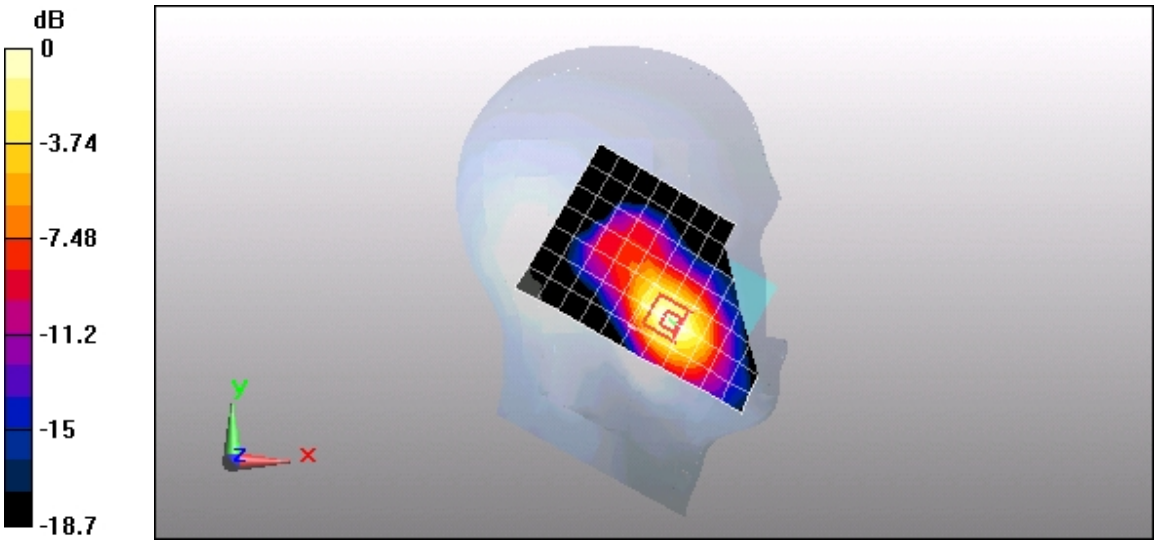

0 dB = 1.16mW/g

Date/Time: 11/19/2011 21:24:20, Date/Time: 11/19/2011 21:32:36

Test Laboratory: HUAWEI SAR Lab

M920 LTE Band II 10M 16QAM 1RB#49 18650CH Left Hand Tilt 15 degree

DUT: M920; Type: Mobile Phone ; Serial: B7PIEB1191400041

Communication System: LTE-FDD(SC-FDMA,1RB/50%RB/100%RB,10MHz,QPSK/16QAM); Frequency: 1855 MHz
Medium parameters used: f = 1855 MHz; σ = 1.36 mho/m; ε_r = 38.7; ρ = 1000 kg/m^3
Phantom section: Left Section

DASY5 Configuration:

- Probe: EX3DV4 - SN3753; ConvF(7.9, 7.9, 7.9); Calibrated: 12/13/2010
- Sensor-Surface: 4mm (Mechanical Surface Detection)
- Electronics: DAE4 Sn1291; Calibrated: 10/10/2011
- Phantom: SAM2; Type: SAM; Serial: TP-1474
- Measurement SW: DASY5, V5.2 Build 157; SEMCAD X Version 14.0 Build 57

Configuration/Head/Area Scan (8x12x1): Measurement grid: dx=15mm, dy=15mm
Maximum value of SAR (measured) = 0.289 mW/g

Configuration/Head/Zoom Scan (7x7x7)/Cube 0: Measurement grid: dx=5mm, dy=5mm, dz=5mm
Reference Value = 13.3 V/m; Power Drift = -0.058 dB
Peak SAR (extrapolated) = 0.423 W/kg
SAR(1 g) = 0.268 mW/g; SAR(10 g) = 0.161 mW/g
Maximum value of SAR (measured) = 0.293 mW/g

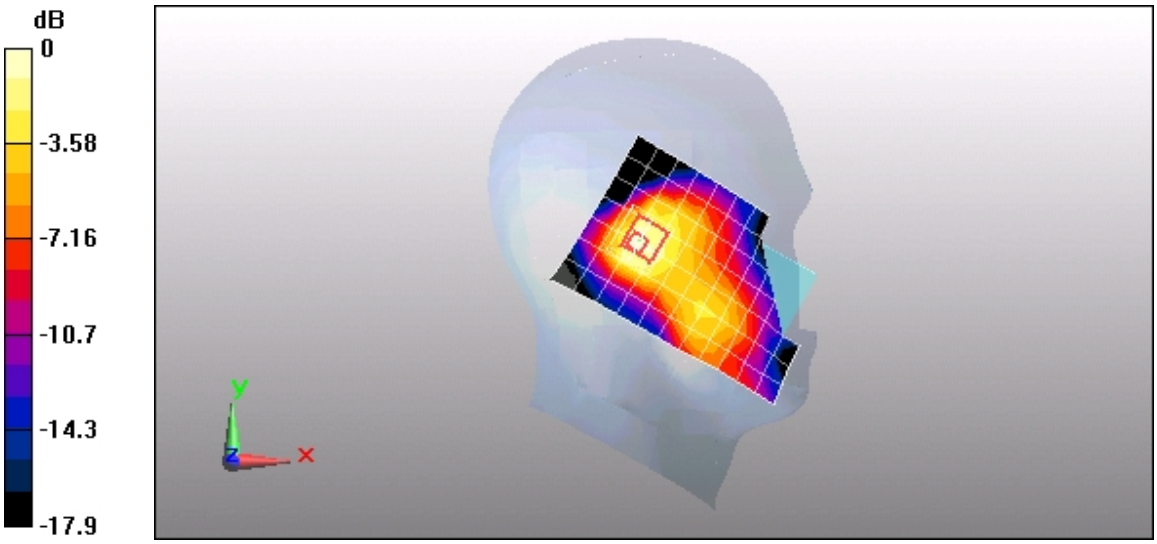

0 dB = 0.293mW/g

Date/Time: 11/19/2011 17:49:28, Date/Time: 11/19/2011 17:58:43

Test Laboratory: HUAWEI SAR Lab

M920 LTE Band II 10M 16QAM 1RB#49 18650CH Right Hand Touched Cheek

DUT: M920; Type: Mobile Phone ; Serial: B7PIEB1191400041

Communication System: LTE-FDD(SC-FDMA,1RB/50%RB/100%RB,10MHz,QPSK/16QAM); Frequency: 1855 MHz
Medium parameters used: f = 1855 MHz; σ = 1.36 mho/m; ε_r = 38.7; ρ = 1000 kg/m^3
Phantom section: Right Section

DASY5 Configuration:

- Probe: EX3DV4 - SN3753; ConvF(7.9, 7.9, 7.9); Calibrated: 12/13/2010
- Sensor-Surface: 4mm (Mechanical Surface Detection)
- Electronics: DAE4 Sn1291; Calibrated: 10/10/2011
- Phantom: SAM2; Type: SAM; Serial: TP-1474
- Measurement SW: DASY5, V5.2 Build 157; SEMCAD X Version 14.0 Build 57

Configuration/Head/Area Scan (8x11x1): Measurement grid: dx=15mm, dy=15mm
Maximum value of SAR (measured) = 0.702 mW/g

Configuration/Head/Zoom Scan (7x7x7)/Cube 0: Measurement grid: dx=5mm, dy=5mm, dz=5mm
Reference Value = 10.4 V/m; Power Drift = -0.092 dB
Peak SAR (extrapolated) = 1.05 W/kg
SAR(1 g) = 0.679 mW/g; SAR(10 g) = 0.413 mW/g
Maximum value of SAR (measured) = 0.748 mW/g

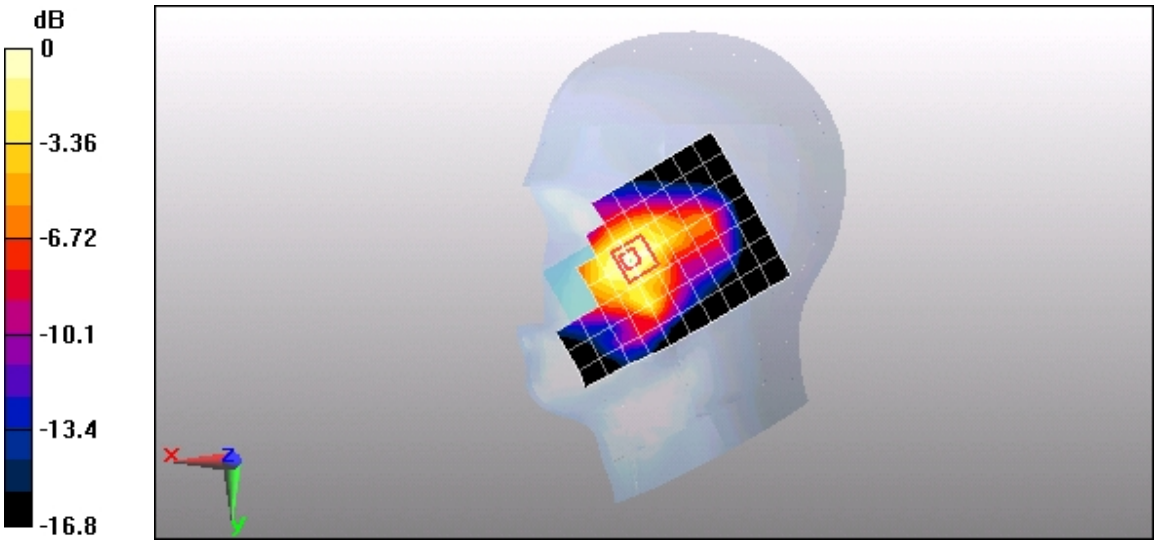

0 dB = 0.748mW/g

Date/Time: 11/19/2011 20:35:02, Date/Time: 11/19/2011 20:43:11

Test Laboratory: HUAWEI SAR Lab

M920 LTE Band II 10M 16QAM 1RB#49 18650CH Right Hand Tilt 15 degree

DUT: M920; Type: Mobile Phone ; Serial: B7PIEB1191400041

Communication System: LTE-FDD(SC-FDMA,1RB/50%RB/100%RB,10MHz,QPSK/16QAM); Frequency: 1855 MHz
Medium parameters used: f = 1855 MHz; σ = 1.36 mho/m; ε_r = 38.7; ρ = 1000 kg/m^3
Phantom section: Right Section

DASY5 Configuration:

- Probe: EX3DV4 - SN3753; ConvF(7.9, 7.9, 7.9); Calibrated: 12/13/2010
- Sensor-Surface: 4mm (Mechanical Surface Detection)
- Electronics: DAE4 Sn1291; Calibrated: 10/10/2011
- Phantom: SAM2; Type: SAM; Serial: TP-1474
- Measurement SW: DASY5, V5.2 Build 157; SEMCAD X Version 14.0 Build 57

Configuration/Head/Area Scan (8x12x1): Measurement grid: dx=15mm, dy=15mm
Maximum value of SAR (measured) = 0.234 mW/g

Configuration/Head/Zoom Scan (7x7x7)/Cube 0: Measurement grid: dx=5mm, dy=5mm, dz=5mm
Reference Value = 13.9 V/m; Power Drift = -0.085 dB
Peak SAR (extrapolated) = 0.488 W/kg
SAR(1 g) = 0.312 mW/g; SAR(10 g) = 0.181 mW/g
Maximum value of SAR (measured) = 0.344 mW/g

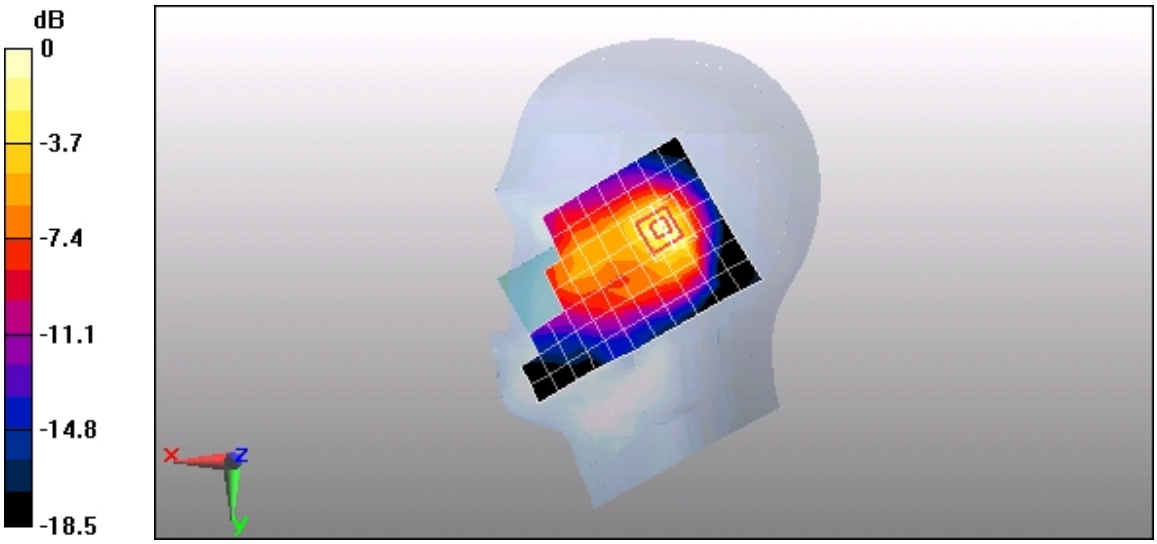

0 dB = 0.344mW/g

Date/Time: 11/19/2011 22:24:18, Date/Time: 11/19/2011 22:33:33

Test Laboratory: HUAWEI SAR Lab

M920 LTE Band II 10M QPSK 50%RB#13 19150CH Towards Phantom 10mm

DUT: M920; Type: Mobile Phone ; Serial: B7PIEB1191400041

Communication System: LTE-FDD(SC-FDMA,1RB/50%RB/100%RB,10MHz,QPSK/16QAM); Frequency: 1905 MHz
Medium parameters used: f = 1905 MHz; σ = 1.58 mho/m; ε_r = 51.5; ρ = 1000 kg/m^3
Phantom section: Flat Section

DASY5 Configuration:

- Probe: EX3DV4 - SN3753; ConvF(7.17, 7.17, 7.17); Calibrated: 12/13/2010
- Sensor-Surface: 4mm (Mechanical Surface Detection)
- Electronics: DAE4 Sn1291; Calibrated: 10/10/2011
- Phantom: SAM1; Type: SAM; Serial: TP-1475
- Measurement SW: DASY5, V5.2 Build 157; SEMCAD X Version 14.0 Build 57

Configuration/Body/Area Scan (8x12x1): Measurement grid: dx=15mm, dy=15mm
Maximum value of SAR (measured) = 0.466 mW/g

Configuration/Body/Zoom Scan (7x7x7)/Cube 0: Measurement grid: dx=5mm, dy=5mm, dz=5mm
Reference Value = 7.28 V/m; Power Drift = -0.084 dB
Peak SAR (extrapolated) = 0.831 W/kg
SAR(1 g) = 0.447 mW/g; SAR(10 g) = 0.249 mW/g
Maximum value of SAR (measured) = 0.499 mW/g

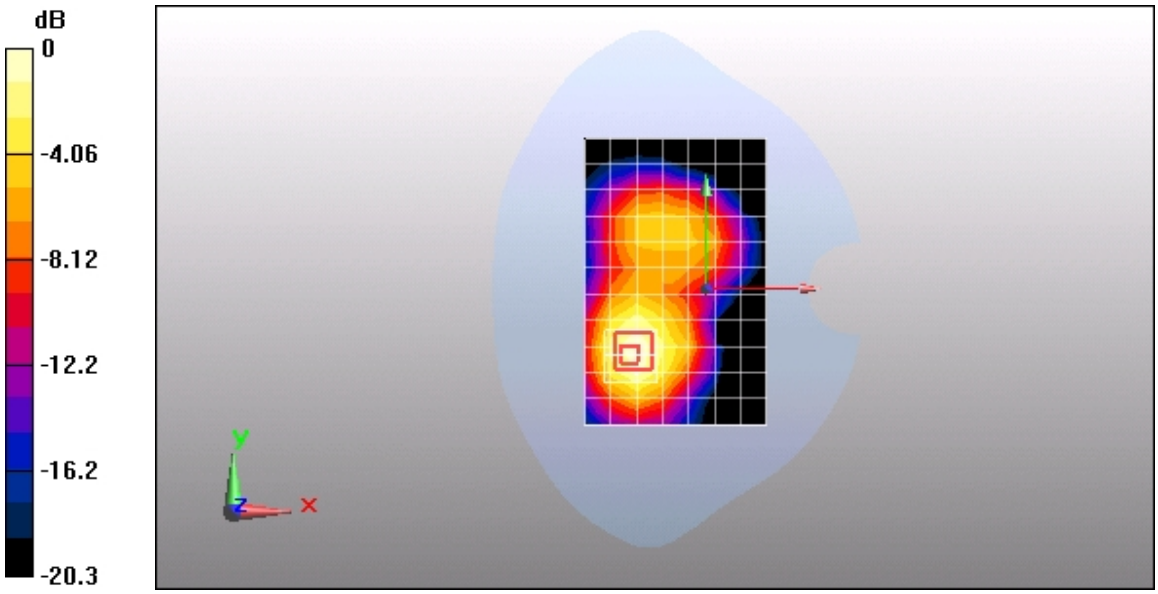

0 dB = 0.499mW/g

Date/Time: 11/19/2011 23:48:33, Date/Time: 11/19/2011 23:57:49

Test Laboratory: HUAWEI SAR Lab

M920 LTE Band II 10M QPSK 50%RB#13 19150CH Towards Ground 10mm

DUT: M920; Type: Mobile Phone ; Serial: B7PIEB1191400041

Communication System: LTE-FDD(SC-FDMA,1RB/50%RB/100%RB,10MHz,QPSK/16QAM); Frequency: 1905 MHz
Medium parameters used: f = 1905 MHz; σ = 1.58 mho/m; ε_r = 51.5; ρ = 1000 kg/m^3
Phantom section: Flat Section

DASY5 Configuration:

- Probe: EX3DV4 - SN3753; ConvF(7.17, 7.17, 7.17); Calibrated: 12/13/2010
- Sensor-Surface: 4mm (Mechanical Surface Detection)
- Electronics: DAE4 Sn1291; Calibrated: 10/10/2011
- Phantom: SAM1; Type: SAM; Serial: TP-1475
- Measurement SW: DASY5, V5.2 Build 157; SEMCAD X Version 14.0 Build 57

Configuration/Body/Area Scan (8x12x1): Measurement grid: dx=15mm, dy=15mm
Maximum value of SAR (measured) = 0.613 mW/g

Configuration/Body/Zoom Scan (7x7x7)/Cube 0: Measurement grid: dx=5mm, dy=5mm, dz=5mm
Reference Value = 12.9 V/m; Power Drift = -0.100 dB
Peak SAR (extrapolated) = 0.946 W/kg
SAR(1 g) = 0.556 mW/g; SAR(10 g) = 0.318 mW/g
Maximum value of SAR (measured) = 0.593 mW/g

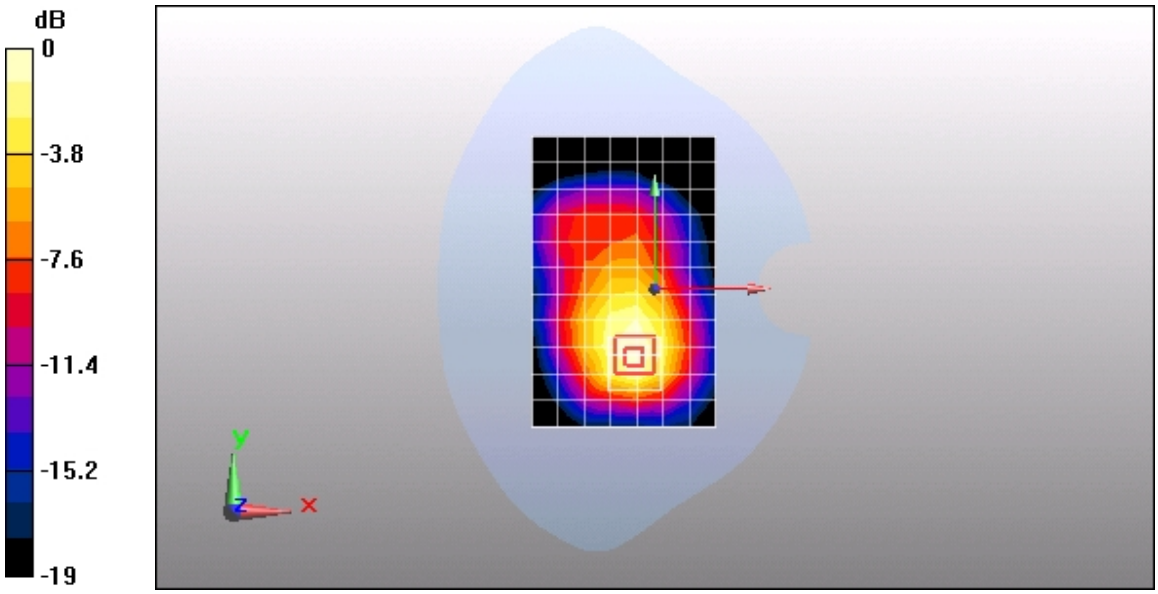

0 dB = 0.593mW/g

Date/Time: 11/20/2011 0:16:24, Date/Time: 11/20/2011 0:24:32

Test Laboratory: HUAWEI SAR Lab

M920 LTE Band II 10M QPSK 50%RB#13 19150CH Left edge 10mm

DUT: M920; Type: Mobile Phone ; Serial: B7PIEB1191400041

Communication System: LTE-FDD(SC-FDMA,1RB/50%RB/100%RB,10MHz,QPSK/16QAM); Frequency: 1905 MHz
Medium parameters used: f = 1905 MHz; σ = 1.58 mho/m; ε_r = 51.5; ρ = 1000 kg/m^3
Phantom section: Flat Section

DASY5 Configuration:

- Probe: EX3DV4 - SN3753; ConvF(7.17, 7.17, 7.17); Calibrated: 12/13/2010
- Sensor-Surface: 4mm (Mechanical Surface Detection)
- Electronics: DAE4 Sn1291; Calibrated: 10/10/2011
- Phantom: SAM1; Type: SAM; Serial: TP-1475
- Measurement SW: DASY5, V5.2 Build 157; SEMCAD X Version 14.0 Build 57

Configuration/Body/Area Scan (7x12x1): Measurement grid: dx=15mm, dy=15mm
Maximum value of SAR (measured) = 0.268 mW/g

Configuration/Body/Zoom Scan (7x7x7)/Cube 0: Measurement grid: dx=5mm, dy=5mm, dz=5mm
Reference Value = 8.12 V/m; Power Drift = 0.126 dB
Peak SAR (extrapolated) = 0.411 W/kg
SAR(1 g) = 0.239 mW/g; SAR(10 g) = 0.135 mW/g
Maximum value of SAR (measured) = 0.265 mW/g

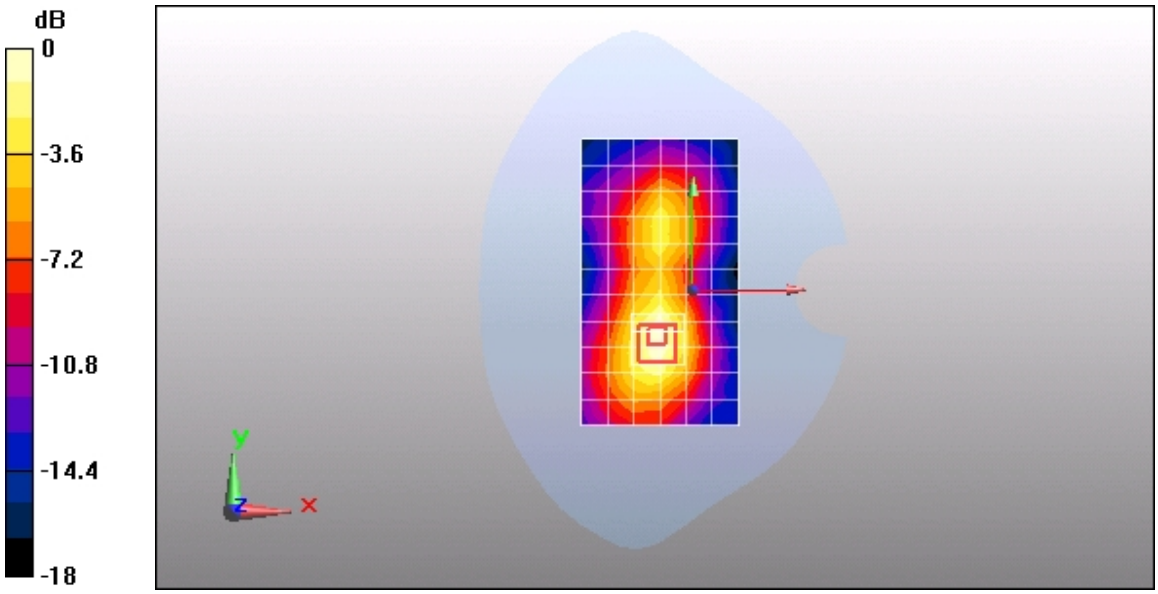

0 dB = 0.265mW/g

Date/Time: 11/20/2011 2:32:54, Date/Time: 11/20/2011 2:39:41

Test Laboratory: HUAWEI SAR Lab

M920 LTE Band II 10M QPSK 50%RB#13 19150CH Bottom edge 10mm

DUT: M920; Type: Mobile Phone ; Serial: B7PIEB1191400041

Communication System: LTE-FDD(SC-FDMA,1RB/50%RB/100%RB,10MHz,QPSK/16QAM); Frequency: 1905 MHz
Medium parameters used: f = 1905 MHz; σ = 1.58 mho/m; ε_r = 51.5; ρ = 1000 kg/m^3
Phantom section: Flat Section

DASY5 Configuration:

- Probe: EX3DV4 - SN3753; ConvF(7.17, 7.17, 7.17); Calibrated: 12/13/2010
- Sensor-Surface: 4mm (Mechanical Surface Detection)
- Electronics: DAE4 Sn1291; Calibrated: 10/10/2011
- Phantom: SAM1; Type: SAM; Serial: TP-1475
- Measurement SW: DASY5, V5.2 Build 157; SEMCAD X Version 14.0 Build 57

Configuration/Body/Area Scan (7x10x1): Measurement grid: dx=15mm, dy=15mm
Maximum value of SAR (measured) = 0.192 mW/g

Configuration/Body/Zoom Scan (7x7x7)/Cube 0: Measurement grid: dx=5mm, dy=5mm, dz=5mm
Reference Value = 9.41 V/m; Power Drift = 0.034 dB
Peak SAR (extrapolated) = 0.300 W/kg
SAR(1 g) = 0.170 mW/g; SAR(10 g) = 0.095 mW/g
Maximum value of SAR (measured) = 0.188 mW/g

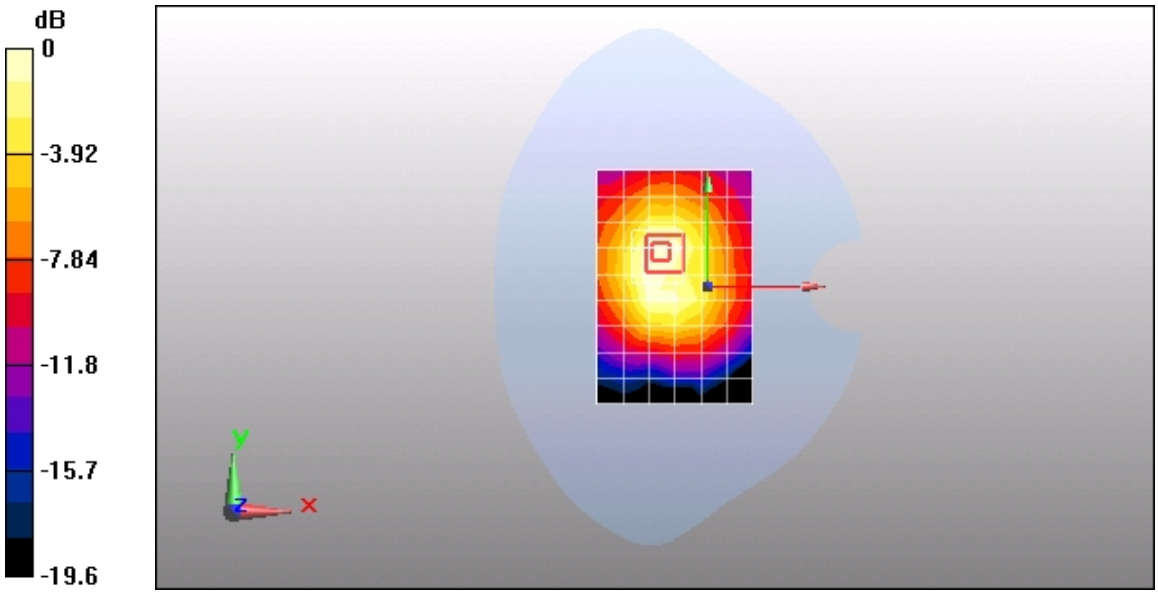

0 dB = 0.188mW/g

Date/Time: 11/19/2011 22:49:24, Date/Time: 11/19/2011 22:58:39

Test Laboratory: HUAWEI SAR Lab

M920 LTE Band II 10M QPSK 1RB#0 19150CH Towards Phantom 10mm

DUT: M920; Type: Mobile Phone ; Serial: B7PIEB1191400041

Communication System: LTE-FDD(SC-FDMA,1RB/50%RB/100%RB,10MHz,QPSK/16QAM); Frequency: 1905 MHz
Medium parameters used: f = 1905 MHz; σ = 1.58 mho/m; ε_r = 51.5; ρ = 1000 kg/m^3
Phantom section: Flat Section

DASY5 Configuration:

- Probe: EX3DV4 - SN3753; ConvF(7.17, 7.17, 7.17); Calibrated: 12/13/2010
- Sensor-Surface: 4mm (Mechanical Surface Detection)
- Electronics: DAE4 Sn1291; Calibrated: 10/10/2011
- Phantom: SAM1; Type: SAM; Serial: TP-1475
- Measurement SW: DASY5, V5.2 Build 157; SEMCAD X Version 14.0 Build 57

Configuration/Body/Area Scan (8x12x1): Measurement grid: dx=15mm, dy=15mm
Maximum value of SAR (measured) = 0.649 mW/g

Configuration/Body/Zoom Scan (7x7x7)/Cube 0: Measurement grid: dx=5mm, dy=5mm, dz=5mm
Reference Value = 8.57 V/m; Power Drift = -0.00241 dB
Peak SAR (extrapolated) = 1.16 W/kg
SAR(1 g) = 0.647 mW/g; SAR(10 g) = 0.354 mW/g
Maximum value of SAR (measured) = 0.699 mW/g

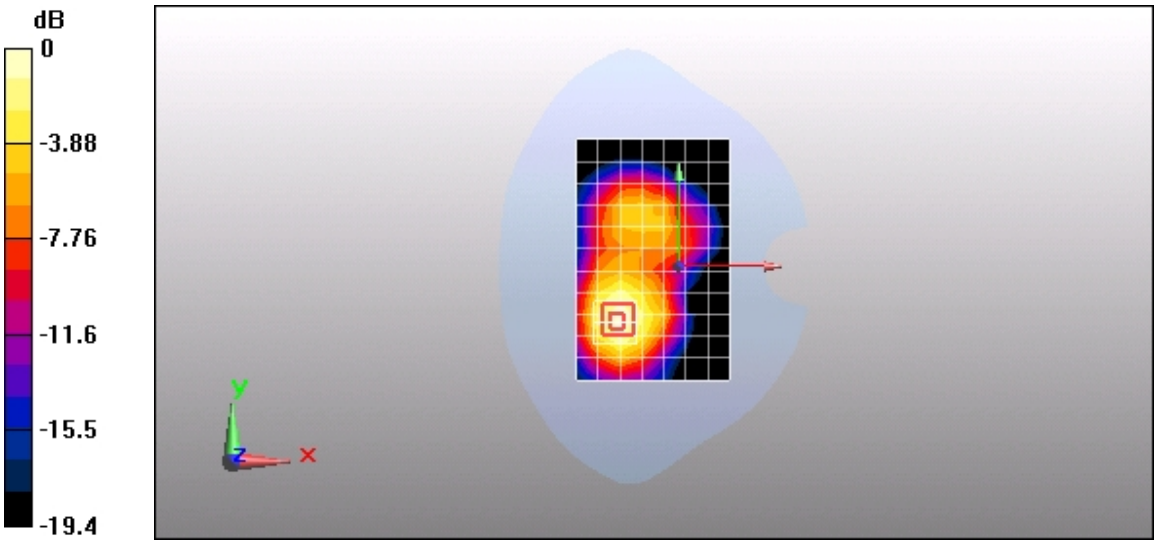

0 dB = 0.699mW/g

Date/Time: 11/19/2011 23:16:03, Date/Time: 11/19/2011 23:25:19

Test Laboratory: HUAWEI SAR Lab

M920 LTE Band II 10M QPSK 1RB#0 19150CH Towards Ground 10mm

DUT: M920; Type: Mobile Phone ; Serial: B7PIEB1191400041

Communication System: LTE-FDD(SC-FDMA,1RB/50%RB/100%RB,10MHz,QPSK/16QAM); Frequency: 1905 MHz
Medium parameters used: f = 1905 MHz; σ = 1.58 mho/m; ε_r = 51.5; ρ = 1000 kg/m^3
Phantom section: Flat Section

DASY5 Configuration:

- Probe: EX3DV4 - SN3753; ConvF(7.17, 7.17, 7.17); Calibrated: 12/13/2010
- Sensor-Surface: 4mm (Mechanical Surface Detection)
- Electronics: DAE4 Sn1291; Calibrated: 10/10/2011
- Phantom: SAM1; Type: SAM; Serial: TP-1475
- Measurement SW: DASY5, V5.2 Build 157; SEMCAD X Version 14.0 Build 57

Configuration/Body/Area Scan (8x12x1): Measurement grid: dx=15mm, dy=15mm
Maximum value of SAR (measured) = 0.796 mW/g

Configuration/Body/Zoom Scan (7x7x7)/Cube 0: Measurement grid: dx=5mm, dy=5mm, dz=5mm
Reference Value = 15.2 V/m; Power Drift = 0.071 dB
Peak SAR (extrapolated) = 1.32 W/kg
SAR(1 g) = 0.762 mW/g; SAR(10 g) = 0.436 mW/g
Maximum value of SAR (measured) = 0.832 mW/g

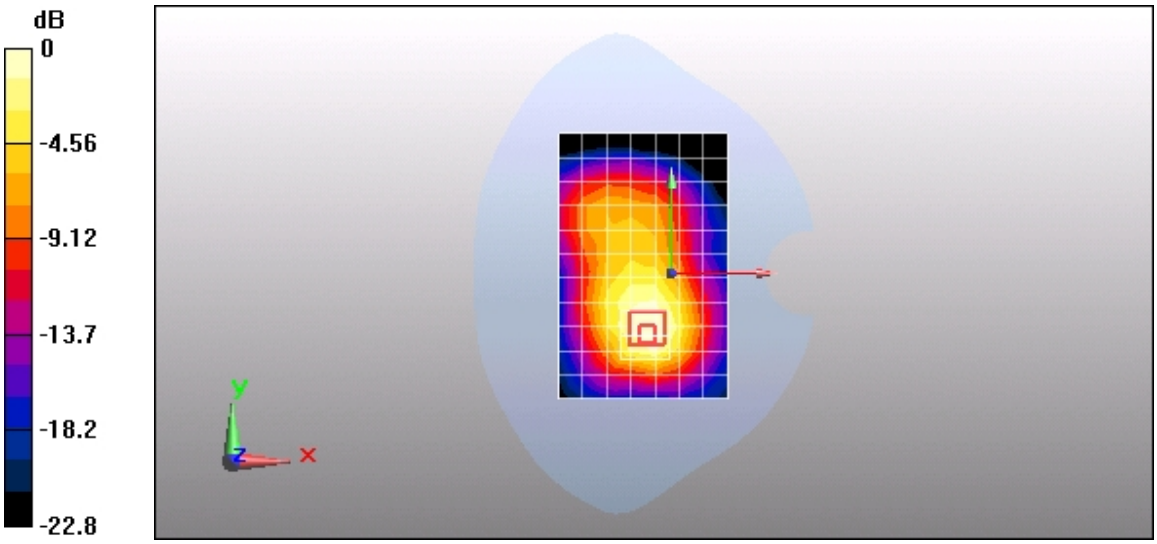

0 dB = 0.832mW/g

Date/Time: 11/20/2011 0:38:57, Date/Time: 11/20/2011 0:47:06

Test Laboratory: HUAWEI SAR Lab

M920 LTE Band II 10M QPSK 1RB#0 19150CH Left edge 10mm

DUT: M920; Type: Mobile Phone ; Serial: B7PIEB1191400041

Communication System: LTE-FDD(SC-FDMA,1RB/50%RB/100%RB,10MHz,QPSK/16QAM); Frequency: 1905 MHz
Medium parameters used: f = 1905 MHz; σ = 1.58 mho/m; ε_r = 51.5; ρ = 1000 kg/m^3
Phantom section: Flat Section

DASY5 Configuration:

- Probe: EX3DV4 - SN3753; ConvF(7.17, 7.17, 7.17); Calibrated: 12/13/2010
- Sensor-Surface: 4mm (Mechanical Surface Detection)
- Electronics: DAE4 Sn1291; Calibrated: 10/10/2011
- Phantom: SAM1; Type: SAM; Serial: TP-1475
- Measurement SW: DASY5, V5.2 Build 157; SEMCAD X Version 14.0 Build 57

Configuration/Body/Area Scan (7x12x1): Measurement grid: dx=15mm, dy=15mm
Maximum value of SAR (measured) = 0.390 mW/g

Configuration/Body/Zoom Scan (7x7x7)/Cube 0: Measurement grid: dx=5mm, dy=5mm, dz=5mm
Reference Value = 9.78 V/m; Power Drift = 0.074 dB
Peak SAR (extrapolated) = 0.620 W/kg
SAR(1 g) = 0.354 mW/g; SAR(10 g) = 0.196 mW/g
Maximum value of SAR (measured) = 0.388 mW/g

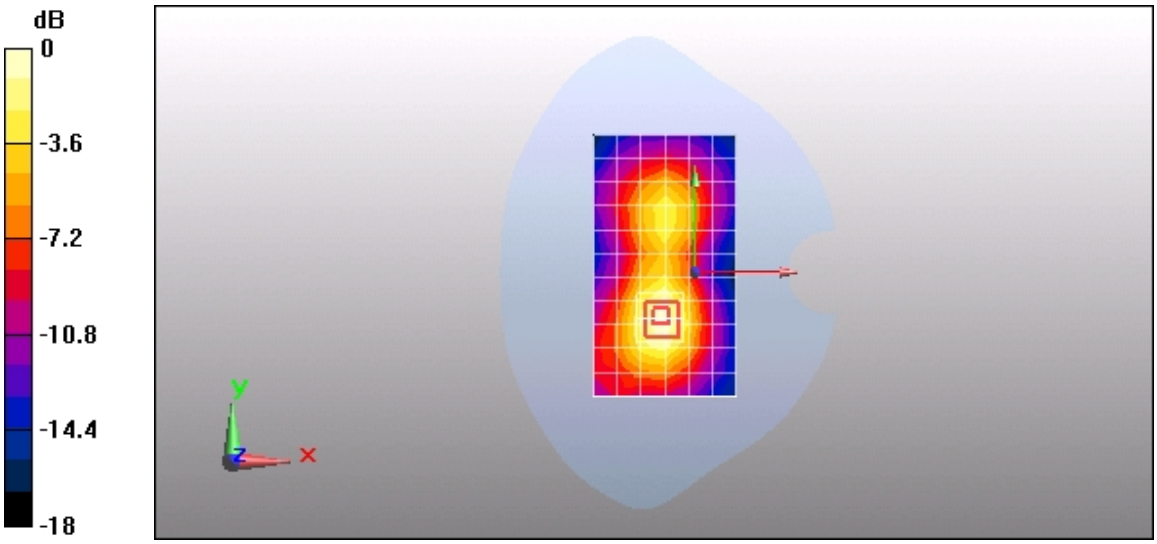

0 dB = 0.388mW/g

Date/Time: 11/20/2011 2:55:03, Date/Time: 11/20/2011 3:04:59

Test Laboratory: HUAWEI SAR Lab

M920 LTE Band II 10M QPSK 1RB#0 19150CH Bottom edge 10mm

DUT: M920; Type: Mobile Phone ; Serial: B7PIEB1191400041

Communication System: LTE-FDD(SC-FDMA,1RB/50%RB/100%RB,10MHz,QPSK/16QAM); Frequency: 1905 MHz
Medium parameters used: f = 1905 MHz; σ = 1.58 mho/m; ε_r = 51.5; ρ = 1000 kg/m^3
Phantom section: Flat Section

DASY5 Configuration:

- Probe: EX3DV4 - SN3753; ConvF(7.17, 7.17, 7.17); Calibrated: 12/13/2010
- Sensor-Surface: 4mm (Mechanical Surface Detection)
- Electronics: DAE4 Sn1291; Calibrated: 10/10/2011
- Phantom: SAM1; Type: SAM; Serial: TP-1475
- Measurement SW: DASY5, V5.2 Build 157; SEMCAD X Version 14.0 Build 57

Configuration/Body/Area Scan (7x10x1): Measurement grid: dx=15mm, dy=15mm
Maximum value of SAR (measured) = 0.256 mW/g

Configuration/Body/Zoom Scan (7x7x7)/Cube 0: Measurement grid: dx=5mm, dy=5mm, dz=5mm
Reference Value = 13.2 V/m; Power Drift = 0.093 dB
Peak SAR (extrapolated) = 0.512 W/kg
SAR(1 g) = 0.269 mW/g; SAR(10 g) = 0.148 mW/g
Maximum value of SAR (measured) = 0.312 mW/g