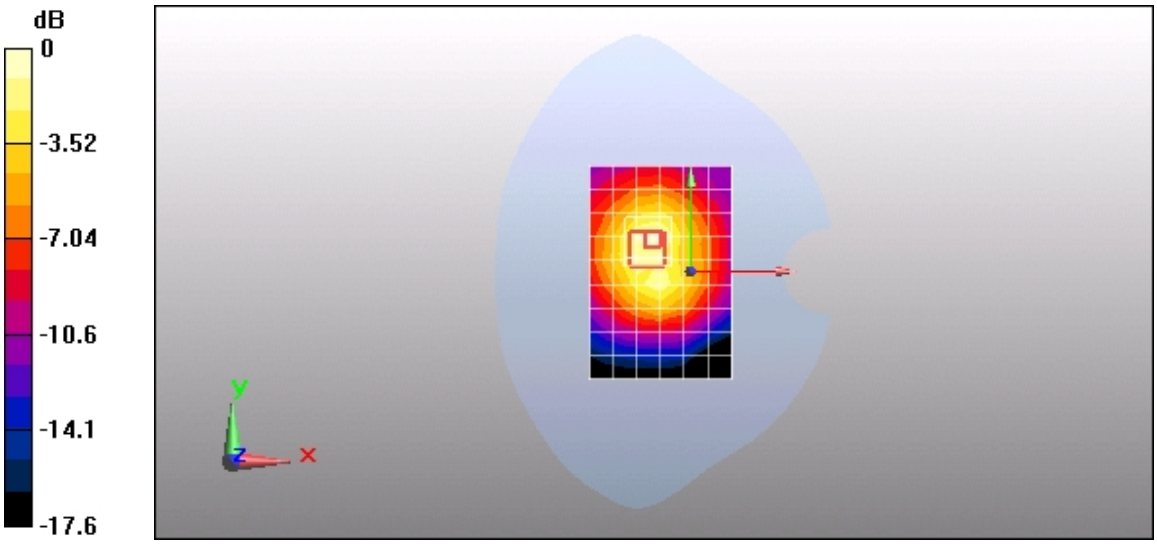

0 dB = 0.312mW/g

Date/Time: 11/20/2011 13:12:30, Date/Time: 11/20/2011 13:20:36

Test Laboratory: HUAWEI SAR Lab

M920 LTE Band II 10M QPSK 1RB#49 18650CH Towards Phantom 10mm

DUT: M920; Type: Mobile Phone ; Serial: B7PIEB1191400041

Communication System: LTE-FDD(SC-FDMA,1RB/50%RB/100%RB,10MHz,QPSK/16QAM); Frequency: 1855 MHz
Medium parameters used: f = 1855 MHz; σ = 1.53 mho/m; ε_r = 51.6; ρ = 1000 kg/m^3
Phantom section: Flat Section

DASY5 Configuration:

- Probe: EX3DV4 - SN3753; ConvF(7.17, 7.17, 7.17); Calibrated: 12/13/2010
- Sensor-Surface: 4mm (Mechanical Surface Detection)
- Electronics: DAE4 Sn1291; Calibrated: 10/10/2011
- Phantom: SAM1; Type: SAM; Serial: TP-1475
- Measurement SW: DASY5, V5.2 Build 157; SEMCAD X Version 14.0 Build 57

Configuration/Body/Area Scan (7x12x1): Measurement grid: dx=15mm, dy=15mm
Maximum value of SAR (measured) = 0.945 mW/g

Configuration/Body/Zoom Scan (7x7x7)/Cube 0: Measurement grid: dx=5mm, dy=5mm, dz=5mm
Reference Value = 10.4 V/m; Power Drift = 0.154 dB
Peak SAR (extrapolated) = 1.58 W/kg
SAR(1 g) = 0.928 mW/g; SAR(10 g) = 0.533 mW/g
Maximum value of SAR (measured) = 1.02 mW/g

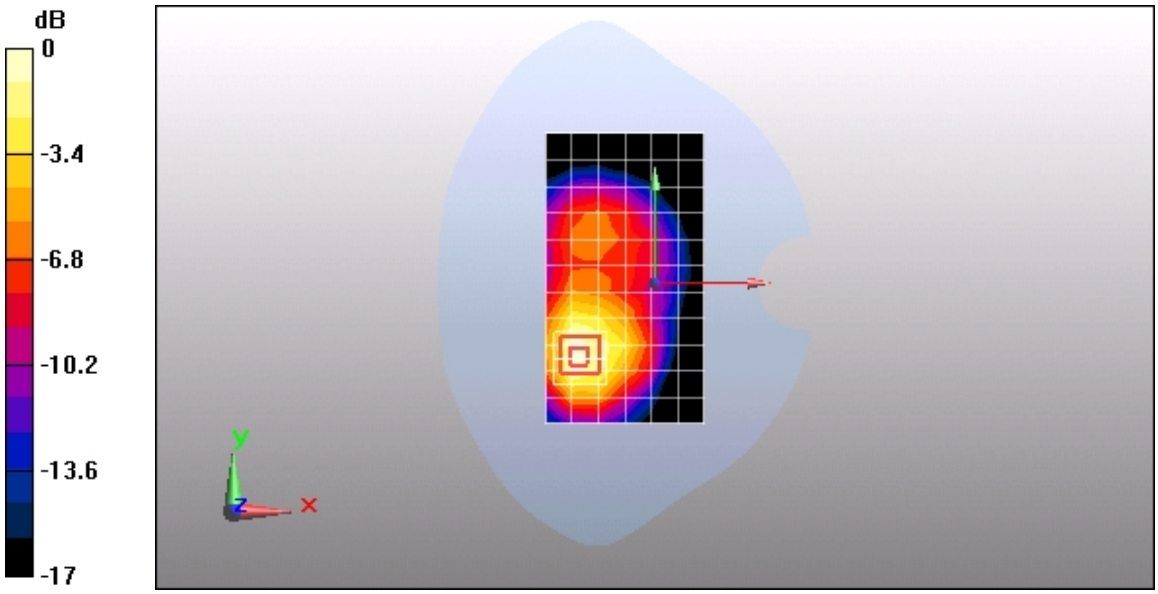

0 dB = 1.02mW/g

Date/Time: 11/20/2011 14:44:43, Date/Time: 11/20/2011 14:52:50

Test Laboratory: HUAWEI SAR Lab

M920 LTE Band II 10M QPSK 1RB#49 18650CH Towards Ground 10mm

DUT: M920; Type: Mobile Phone ; Serial: B7PIEB1191400041

Communication System: LTE-FDD(SC-FDMA,1RB/50%RB/100%RB,10MHz,QPSK/16QAM); Frequency: 1855 MHz
Medium parameters used: f = 1855 MHz; σ = 1.53 mho/m; ε_r = 51.6; ρ = 1000 kg/m^3
Phantom section: Flat Section

DASY5 Configuration:

- Probe: EX3DV4 - SN3753; ConvF(7.17, 7.17, 7.17); Calibrated: 12/13/2010
- Sensor-Surface: 4mm (Mechanical Surface Detection)
- Electronics: DAE4 Sn1291; Calibrated: 10/10/2011
- Phantom: SAM1; Type: SAM; Serial: TP-1475
- Measurement SW: DASY5, V5.2 Build 157; SEMCAD X Version 14.0 Build 57

Configuration/Body/Area Scan (7x12x1): Measurement grid: dx=15mm, dy=15mm
Maximum value of SAR (measured) = 0.963 mW/g

Configuration/Body/Zoom Scan (7x7x7)/Cube 0: Measurement grid: dx=5mm, dy=5mm, dz=5mm
Reference Value = 15.6 V/m; Power Drift = -0.069 dB
Peak SAR (extrapolated) = 3.75 W/kg
SAR(1 g) = 1.29 mW/g; SAR(10 g) = 0.742 mW/g
Maximum value of SAR (measured) = 1.82 mW/g

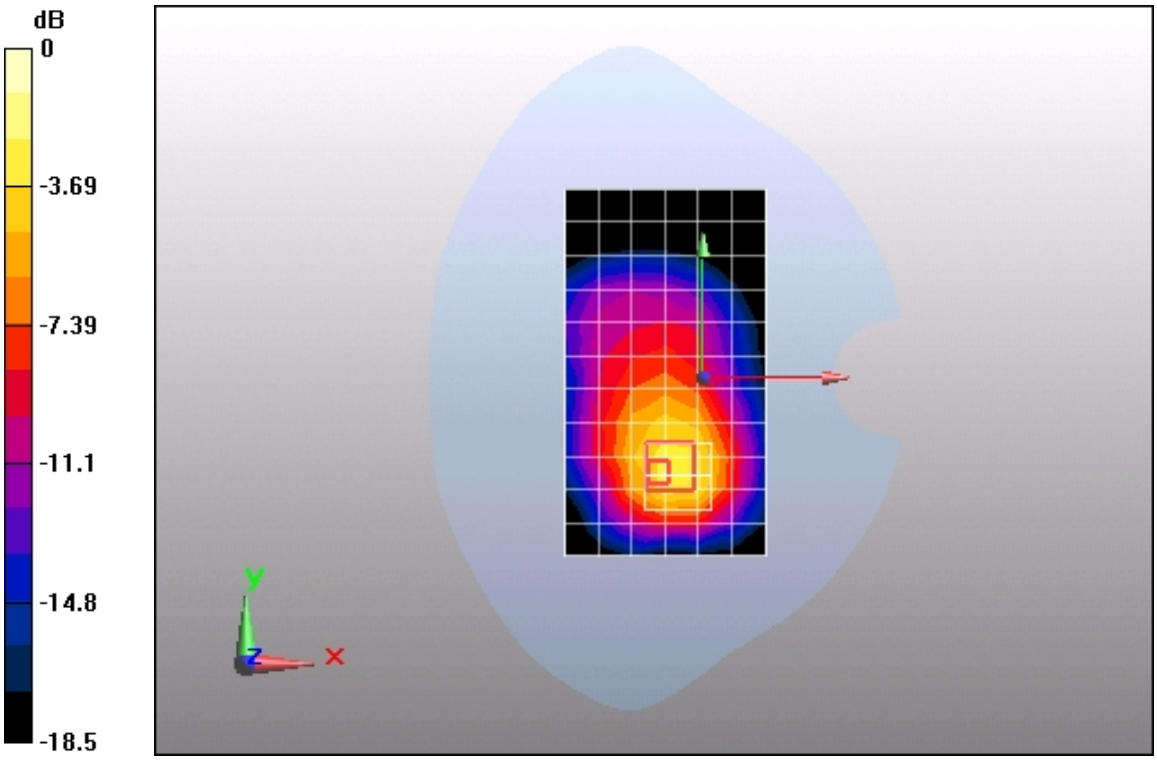
dB
0
-3.69
-7.39
-11.1
-14.8
-18.5
y
z
x

0 dB = 1.82mW/g

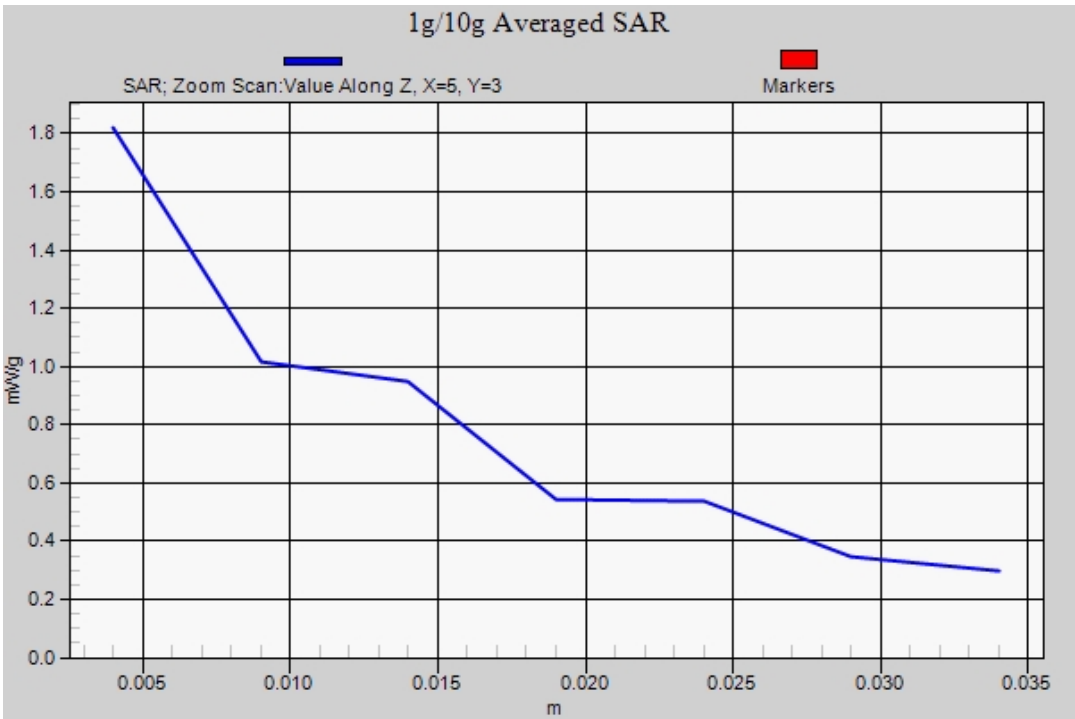
1g/10g Averaged SAR
SAR; Zoom Scan:Value Along Z, X=5, Y=3
Markers
mW/g
1.8
1.6
1.4
1.2
1.0
0.8
0.6
0.4
0.2
0.0
0.005
0.010
0.015
0.020
0.025
0.030
0.035
m

Date/Time: 11/20/2011 9:32:25, Date/Time: 11/20/2011 9:41:19

Test Laboratory: HUAWEI SAR Lab

M920 LTE Band II 10M QPSK 1RB#49 18650CH Left edge 10mm

DUT: M920; Type: Mobile Phone ; Serial: B7PIEB1191400041

Communication System: LTE-FDD(SC-FDMA,1RB/50%RB/100%RB,10MHz,QPSK/16QAM); Frequency: 1855 MHz
Medium parameters used: f = 1855 MHz; σ = 1.53 mho/m; ε_r = 51.6; ρ = 1000 kg/m^3
Phantom section: Flat Section

DASY5 Configuration:

- Probe: EX3DV4 - SN3753; ConvF(7.17, 7.17, 7.17); Calibrated: 12/13/2010
- Sensor-Surface: 4mm (Mechanical Surface Detection)
- Electronics: DAE4 Sn1291; Calibrated: 10/10/2011
- Phantom: SAM1; Type: SAM; Serial: TP-1475
- Measurement SW: DASY5, V5.2 Build 157; SEMCAD X Version 14.0 Build 57

Configuration/Body/Area Scan (7x12x1): Measurement grid: dx=15mm, dy=15mm
Maximum value of SAR (measured) = 0.467 mW/g

Configuration/Body/Zoom Scan (7x7x7)/Cube 0: Measurement grid: dx=5mm, dy=5mm, dz=5mm
Reference Value = 10.6 V/m; Power Drift = -0.061 dB
Peak SAR (extrapolated) = 1.03 W/kg
SAR(1 g) = 0.475 mW/g; SAR(10 g) = 0.275 mW/g
Maximum value of SAR (measured) = 0.625 mW/g

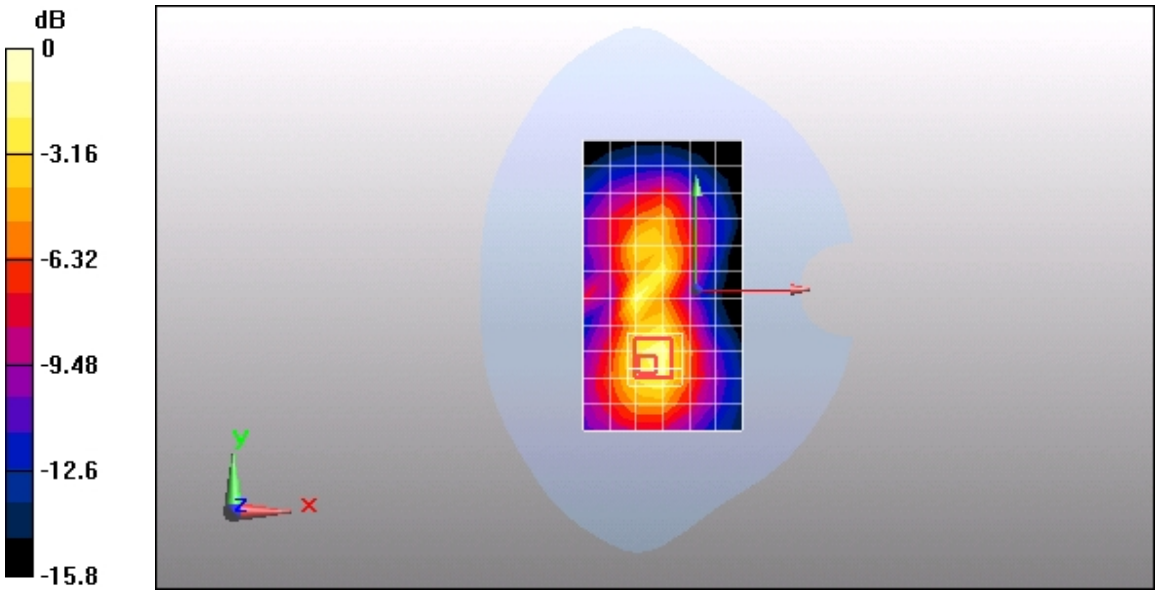

0 dB = 0.625mW/g

Date/Time: 11/20/2011 16:08:49, Date/Time: 11/20/2011 16:16:55

Test Laboratory: HUAWEI SAR Lab

M920 LTE Band II 10M QPSK 1RB#49 18650CH Bottom edge 10mm

DUT: M920; Type: Mobile Phone ; Serial: B7PIEB1191400041

Communication System: LTE-FDD(SC-FDMA,1RB/50%RB/100%RB,10MHz,QPSK/16QAM); Frequency: 1855 MHz
Medium parameters used: f = 1855 MHz; σ = 1.53 mho/m; ε_r = 51.6; ρ = 1000 kg/m^3
Phantom section: Flat Section

DASY5 Configuration:

- Probe: EX3DV4 - SN3753; ConvF(7.17, 7.17, 7.17); Calibrated: 12/13/2010
- Sensor-Surface: 4mm (Mechanical Surface Detection)
- Electronics: DAE4 Sn1291; Calibrated: 10/10/2011
- Phantom: SAM1; Type: SAM; Serial: TP-1475
- Measurement SW: DASY5, V5.2 Build 157; SEMCAD X Version 14.0 Build 57

Configuration/Body/Area Scan (7x12x1): Measurement grid: dx=15mm, dy=15mm
Maximum value of SAR (measured) = 0.377 mW/g

Configuration/Body/Zoom Scan (7x7x7)/Cube 0: Measurement grid: dx=5mm, dy=5mm, dz=5mm
Reference Value = 14.1 V/m; Power Drift = 0.032 dB
Peak SAR (extrapolated) = 0.519 W/kg
SAR(1 g) = 0.330 mW/g; SAR(10 g) = 0.200 mW/g
Maximum value of SAR (measured) = 0.361 mW/g

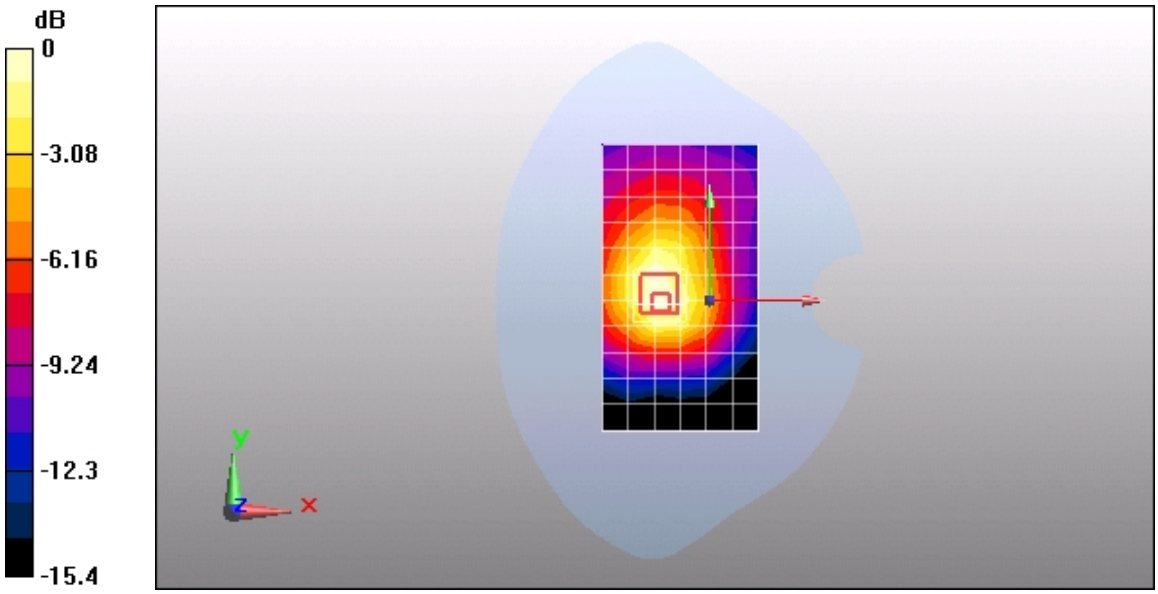

0 dB = 0.361mW/g

Date/Time: 11/20/2011 11:51:18, Date/Time: 11/20/2011 11:59:43

Test Laboratory: HUAWEI SAR Lab

M920 LTE Band II 10M 16QAM 50%RB#13 19150CH Towards Phantom 10mm

DUT: M920; Type: Mobile Phone ; Serial: B7PIEB1191400041

Communication System: LTE-FDD(SC-FDMA,1RB/50%RB/100%RB,10MHz,QPSK/16QAM); Frequency: 1905 MHz
Medium parameters used: f = 1905 MHz; σ = 1.58 mho/m; ε_r = 51.5; ρ = 1000 kg/m^3
Phantom section: Flat Section

DASY5 Configuration:

- Probe: EX3DV4 - SN3753; ConvF(7.17, 7.17, 7.17); Calibrated: 12/13/2010
- Sensor-Surface: 4mm (Mechanical Surface Detection)
- Electronics: DAE4 Sn1291; Calibrated: 10/10/2011
- Phantom: SAM1; Type: SAM; Serial: TP-1475
- Measurement SW: DASY5, V5.2 Build 157; SEMCAD X Version 14.0 Build 57

Configuration/Body/Area Scan (7x12x1): Measurement grid: dx=15mm, dy=15mm
Maximum value of SAR (measured) = 0.473 mW/g

Configuration/Body/Zoom Scan (7x7x7)/Cube 0: Measurement grid: dx=5mm, dy=5mm, dz=5mm
Reference Value = 7.47 V/m; Power Drift = 0.085 dB
Peak SAR (extrapolated) = 1.65 W/kg
SAR(1 g) = 0.531 mW/g; SAR(10 g) = 0.297 mW/g
Maximum value of SAR (measured) = 0.781 mW/g

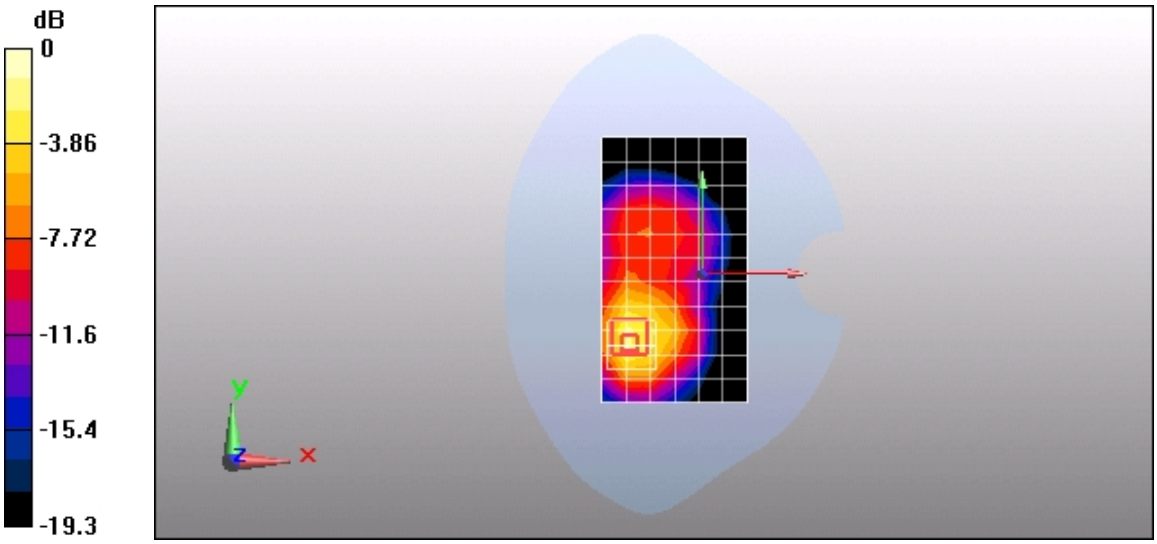

0 dB = 0.781mW/g

Date/Time: 11/20/2011 15:10:55, Date/Time: 11/20/2011 15:20:14

Test Laboratory: HUAWEI SAR Lab

M920 LTE Band II 10M 16QAM 50%RB#13 19150CH Towards Ground 10mm

DUT: M920; Type: Mobile Phone ; Serial: B7PIEB1191400041

Communication System: LTE-FDD(SC-FDMA,1RB/50%RB/100%RB,10MHz,QPSK/16QAM); Frequency: 1905 MHz
Medium parameters used: f = 1905 MHz; σ = 1.58 mho/m; ε_r = 51.5; ρ = 1000 kg/m^3
Phantom section: Flat Section

DASY5 Configuration:

- Probe: EX3DV4 - SN3753; ConvF(7.17, 7.17, 7.17); Calibrated: 12/13/2010
- Sensor-Surface: 4mm (Mechanical Surface Detection)
- Electronics: DAE4 Sn1291; Calibrated: 10/10/2011
- Phantom: SAM1; Type: SAM; Serial: TP-1475
- Measurement SW: DASY5, V5.2 Build 157; SEMCAD X Version 14.0 Build 57

Configuration/Body/Area Scan (7x12x1): Measurement grid: dx=15mm, dy=15mm
Maximum value of SAR (measured) = 1.17 mW/g

Configuration/Body/Zoom Scan (7x7x7)/Cube 0: Measurement grid: dx=5mm, dy=5mm, dz=5mm
Reference Value = 10.9 V/m; Power Drift = -0.076 dB
Peak SAR (extrapolated) = 2.27 W/kg
SAR(1 g) = 0.560 mW/g; SAR(10 g) = 0.266 mW/g
Maximum value of SAR (measured) = 1.48 mW/g

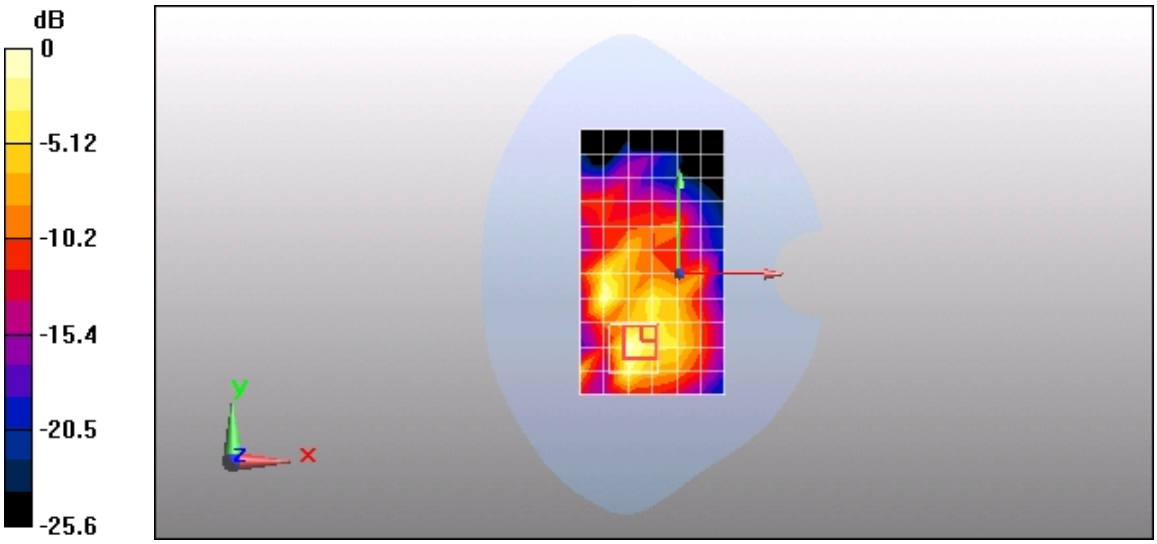

0 dB = 1.48mW/g

Date/Time: 11/20/2011 11:22:35, Date/Time: 11/20/2011 11:31:02

Test Laboratory: HUAWEI SAR Lab

M920 LTE Band II 10M 16QAM 50%RB#13 19150CH Left edge 10mm

DUT: M920; Type: Mobile Phone ; Serial: B7PIEB1191400041

Communication System: LTE-FDD(SC-FDMA,1RB/50%RB/100%RB,10MHz,QPSK/16QAM); Frequency: 1905 MHz
Medium parameters used: f = 1905 MHz; σ = 1.58 mho/m; ε_r = 51.5; ρ = 1000 kg/m^3
Phantom section: Flat Section

DASY5 Configuration:

- Probe: EX3DV4 - SN3753; ConvF(7.17, 7.17, 7.17); Calibrated: 12/13/2010
- Sensor-Surface: 4mm (Mechanical Surface Detection)
- Electronics: DAE4 Sn1291; Calibrated: 10/10/2011
- Phantom: SAM1; Type: SAM; Serial: TP-1475
- Measurement SW: DASY5, V5.2 Build 157; SEMCAD X Version 14.0 Build 57

Configuration/Body/Area Scan (7x12x1): Measurement grid: dx=15mm, dy=15mm
Maximum value of SAR (measured) = 0.344 mW/g

Configuration/Body/Zoom Scan (7x7x7)/Cube 0: Measurement grid: dx=5mm, dy=5mm, dz=5mm
Reference Value = 6.94 V/m; Power Drift = -0.045 dB
Peak SAR (extrapolated) = 1.03 W/kg
SAR(1 g) = 0.232 mW/g; SAR(10 g) = 0.136 mW/g
Maximum value of SAR (measured) = 0.556 mW/g

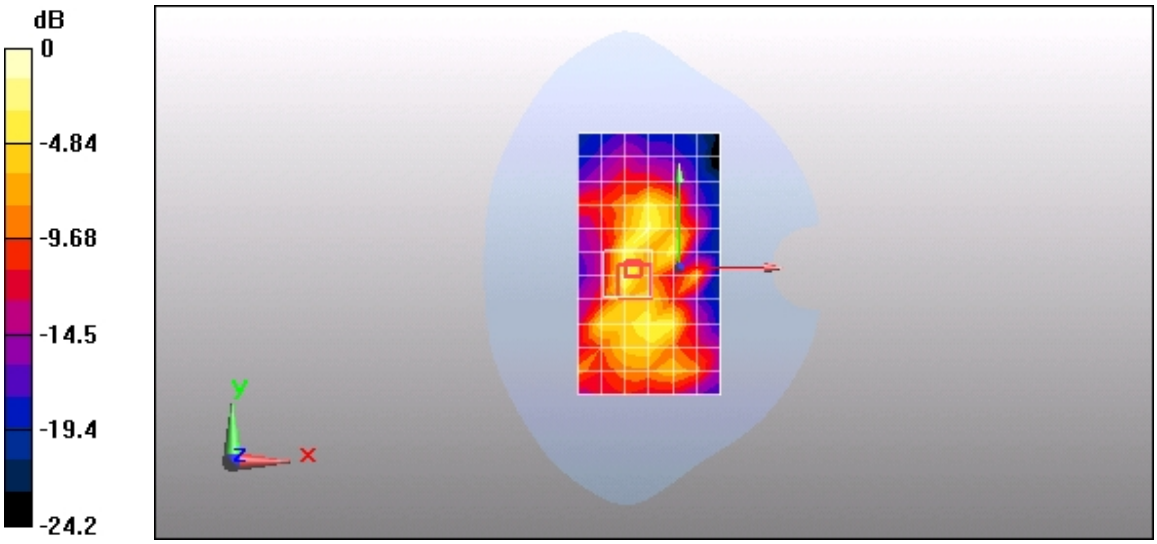

0 dB = 0.556mW/g

Date/Time: 11/20/2011 15:42:21, Date/Time: 11/20/2011 15:50:28

Test Laboratory: HUAWEI SAR Lab

M920 LTE Band II 10M 16QAM 50%RB#13 19150CH Bottom edge 10mm

DUT: M920; Type: Mobile Phone ; Serial: B7PIEB1191400041

Communication System: LTE-FDD(SC-FDMA,1RB/50%RB/100%RB,10MHz,QPSK/16QAM); Frequency: 1905 MHz
Medium parameters used: f = 1905 MHz; σ = 1.58 mho/m; ε_r = 51.5; ρ = 1000 kg/m^3
Phantom section: Flat Section

DASY5 Configuration:

- Probe: EX3DV4 - SN3753; ConvF(7.17, 7.17, 7.17); Calibrated: 12/13/2010
- Sensor-Surface: 4mm (Mechanical Surface Detection)
- Electronics: DAE4 Sn1291; Calibrated: 10/10/2011
- Phantom: SAM1; Type: SAM; Serial: TP-1475
- Measurement SW: DASY5, V5.2 Build 157; SEMCAD X Version 14.0 Build 57

Configuration/Body/Area Scan (7x12x1): Measurement grid: dx=15mm, dy=15mm
Maximum value of SAR (measured) = 0.214 mW/g

Configuration/Body/Zoom Scan (7x7x7)/Cube 0: Measurement grid: dx=5mm, dy=5mm, dz=5mm
Reference Value = 10.5 V/m; Power Drift = 0.075 dB
Peak SAR (extrapolated) = 0.530 W/kg
SAR(1 g) = 0.198 mW/g; SAR(10 g) = 0.118 mW/g
Maximum value of SAR (measured) = 0.281 mW/g

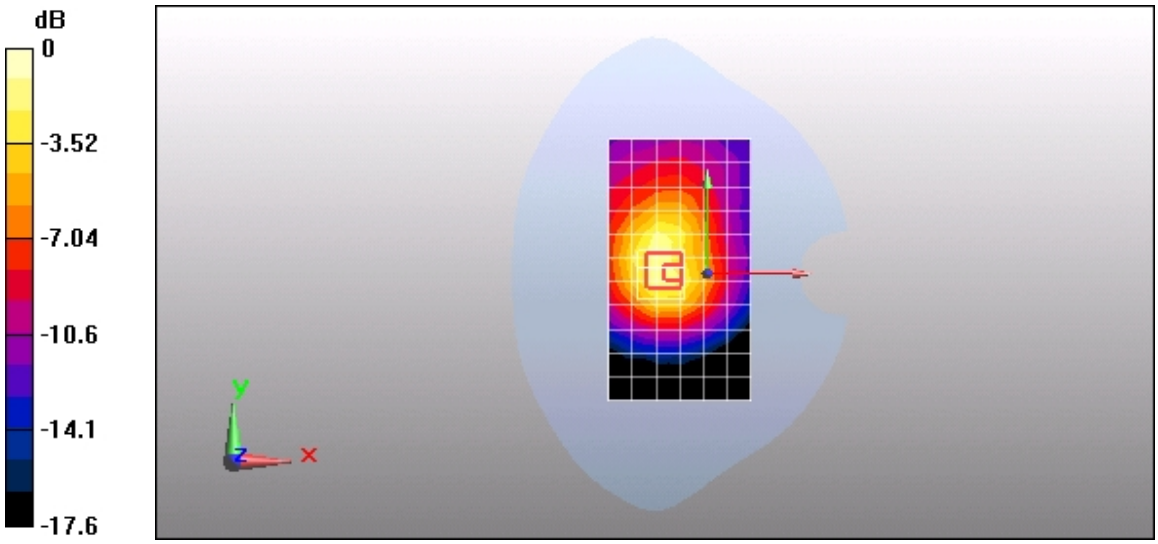

0 dB = 0.281mW/g

Date/Time: 11/20/2011 16:38:50, Date/Time: 11/20/2011 16:46:56

Test Laboratory: HUAWEI SAR Lab

M920 LTE Band II 10M 16QAM 1RB#0 19150CH Towards Phantom 10mm

DUT: M920; Type: Mobile Phone ; Serial: B7PIEB1191400041

Communication System: LTE-FDD(SC-FDMA,1RB/50%RB/100%RB,10MHz,QPSK/16QAM); Frequency: 1905 MHz
Medium parameters used: f = 1905 MHz; σ = 1.58 mho/m; ε_r = 51.5; ρ = 1000 kg/m^3
Phantom section: Flat Section

DASY5 Configuration:

- Probe: EX3DV4 - SN3753; ConvF(7.17, 7.17, 7.17); Calibrated: 12/13/2010
- Sensor-Surface: 4mm (Mechanical Surface Detection)
- Electronics: DAE4 Sn1291; Calibrated: 10/10/2011
- Phantom: SAM1; Type: SAM; Serial: TP-1475
- Measurement SW: DASY5, V5.2 Build 157; SEMCAD X Version 14.0 Build 57

Configuration/Body/Area Scan (7x12x1): Measurement grid: dx=15mm, dy=15mm
Maximum value of SAR (measured) = 0.575 mW/g

Configuration/Body/Zoom Scan (7x7x7)/Cube 0: Measurement grid: dx=5mm, dy=5mm, dz=5mm
Reference Value = 8.62 V/m; Power Drift = -0.134 dB
Peak SAR (extrapolated) = 1.05 W/kg
SAR(1 g) = 0.612 mW/g; SAR(10 g) = 0.353 mW/g
Maximum value of SAR (measured) = 0.667 mW/g

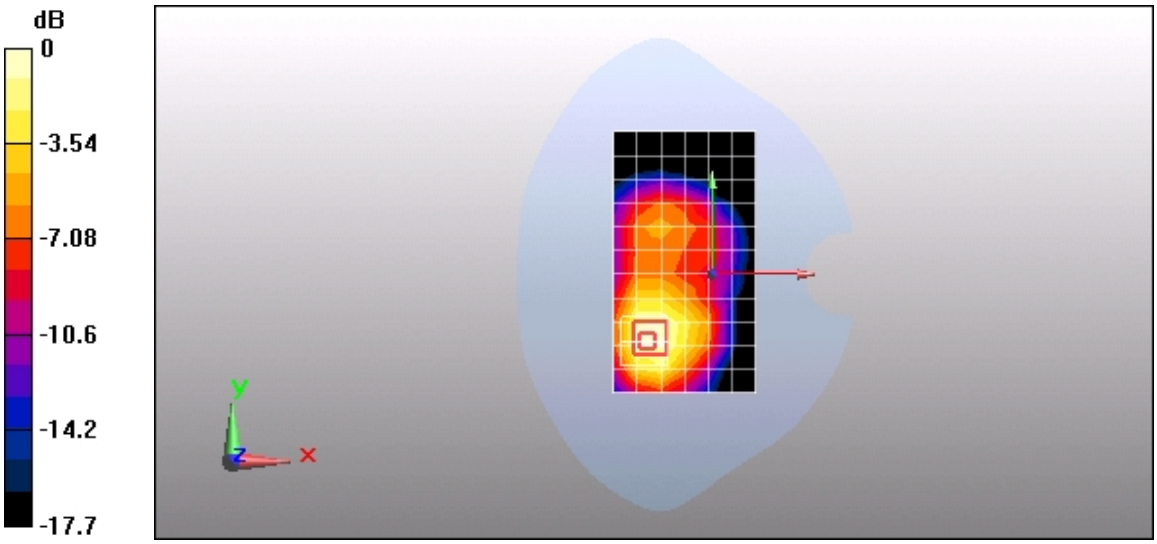

0 dB = 0.667mW/g

Date/Time: 11/20/2011 17:03:13, Date/Time: 11/20/2011 17:11:20

Test Laboratory: HUAWEI SAR Lab

M920 LTE Band II 10M 16QAM 1RB#0 19150CH Towards Ground 10mm

DUT: M920; Type: Mobile Phone ; Serial: B7PIEB1191400041

Communication System: LTE-FDD(SC-FDMA,1RB/50%RB/100%RB,10MHz,QPSK/16QAM); Frequency: 1905 MHz
Medium parameters used: f = 1905 MHz; σ = 1.58 mho/m; ε_r = 51.5; ρ = 1000 kg/m^3
Phantom section: Flat Section

DASY5 Configuration:

- Probe: EX3DV4 - SN3753; ConvF(7.17, 7.17, 7.17); Calibrated: 12/13/2010
- Sensor-Surface: 4mm (Mechanical Surface Detection)
- Electronics: DAE4 Sn1291; Calibrated: 10/10/2011
- Phantom: SAM1; Type: SAM; Serial: TP-1475
- Measurement SW: DASY5, V5.2 Build 157; SEMCAD X Version 14.0 Build 57

Configuration/Body/Area Scan (7x12x1): Measurement grid: dx=15mm, dy=15mm
Maximum value of SAR (measured) = 0.693 mW/g

Configuration/Body/Zoom Scan (7x7x7)/Cube 0: Measurement grid: dx=5mm, dy=5mm, dz=5mm
Reference Value = 12.5 V/m; Power Drift = -0.027 dB
Peak SAR (extrapolated) = 1.21 W/kg
SAR(1 g) = 0.708 mW/g; SAR(10 g) = 0.414 mW/g
Maximum value of SAR (measured) = 0.831 mW/g

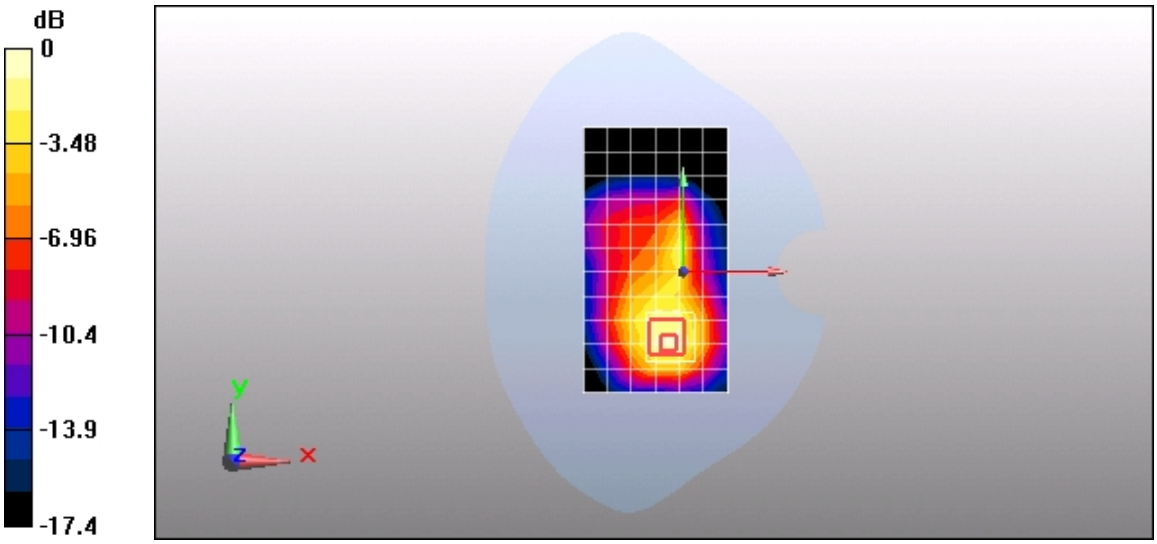

0 dB = 0.831mW/g

Date/Time: 11/20/2011 17:36:58, Date/Time: 11/20/2011 17:45:04

Test Laboratory: HUAWEI SAR Lab

M920 LTE Band II 10M 16QAM 1RB#0 19150CH Left edge 10mm

DUT: M920; Type: Mobile Phone ; Serial: B7PIEB1191400041

Communication System: LTE-FDD(SC-FDMA,1RB/50%RB/100%RB,10MHz,QPSK/16QAM); Frequency: 1905 MHz
Medium parameters used: f = 1905 MHz; σ = 1.58 mho/m; ε_r = 51.5; ρ = 1000 kg/m^3
Phantom section: Flat Section

DASY5 Configuration:

- Probe: EX3DV4 - SN3753; ConvF(7.17, 7.17, 7.17); Calibrated: 12/13/2010
- Sensor-Surface: 4mm (Mechanical Surface Detection)
- Electronics: DAE4 Sn1291; Calibrated: 10/10/2011
- Phantom: SAM1; Type: SAM; Serial: TP-1475
- Measurement SW: DASY5, V5.2 Build 157; SEMCAD X Version 14.0 Build 57

Configuration/Body/Area Scan (7x12x1): Measurement grid: dx=15mm, dy=15mm
Maximum value of SAR (measured) = 0.278 mW/g

Configuration/Body/Zoom Scan (7x7x7)/Cube 0: Measurement grid: dx=5mm, dy=5mm, dz=5mm
Reference Value = 8.89 V/m; Power Drift = -0.128 dB
Peak SAR (extrapolated) = 0.478 W/kg
SAR(1 g) = 0.285 mW/g; SAR(10 g) = 0.163 mW/g
Maximum value of SAR (measured) = 0.320 mW/g

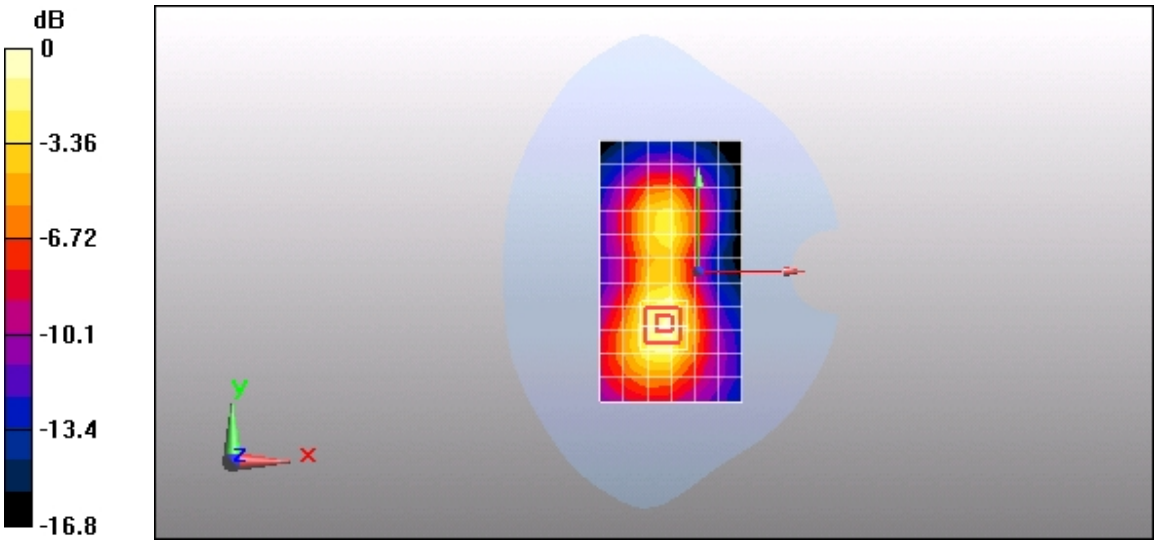

0 dB = 0.320mW/g

Date/Time: 11/20/2011 22:23:53, Date/Time: 11/20/2011 22:45:20

Test Laboratory: HUAWEI SAR Lab

M920 LTE Band II 10M 16QAM 1RB#0 19150CH Bottom edge 10mm

DUT: M920; Type: Mobile Phone ; Serial: B7PIEB1191400041

Communication System: LTE-FDD(SC-FDMA,1RB/50%RB/100%RB,10MHz,QPSK/16QAM); Frequency: 1905 MHz
Medium parameters used: f = 1905 MHz; σ = 1.58 mho/m; ε_r = 51.5; ρ = 1000 kg/m^3
Phantom section: Flat Section

DASY5 Configuration:

- Probe: EX3DV4 - SN3753; ConvF(7.17, 7.17, 7.17); Calibrated: 12/13/2010
- Sensor-Surface: 4mm (Mechanical Surface Detection)
- Electronics: DAE4 Sn1291; Calibrated: 10/10/2011
- Phantom: SAM1; Type: SAM; Serial: TP-1475
- Measurement SW: DASY5, V5.2 Build 157; SEMCAD X Version 14.0 Build 57

Configuration/Body/Area Scan (7x10x1): Measurement grid: dx=15mm, dy=15mm
Maximum value of SAR (measured) = 0.206 mW/g

Configuration/Body/Zoom Scan (7x7x7)/Cube 0: Measurement grid: dx=5mm, dy=5mm, dz=5mm
Reference Value = 12.9 V/m; Power Drift = -0.159 dB
Peak SAR (extrapolated) = 0.483 W/kg
SAR(1 g) = 0.251 mW/g; SAR(10 g) = 0.132 mW/g
Maximum value of SAR (measured) = 0.273 mW/g

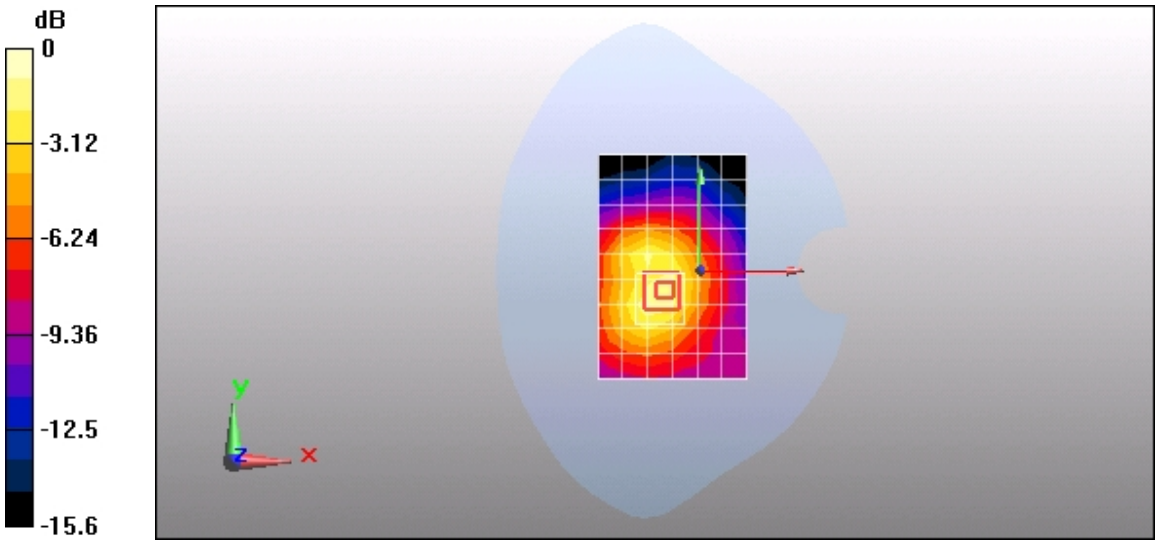

0 dB = 0.273mW/g

Date/Time: 11/21/2011 0:49:44, Date/Time: 11/21/2011 0:57:50

Test Laboratory: HUAWEI SAR Lab

M920 LTE Band II 10M 16QAM 1RB#49 18650CH Towards Phantom 10mm

DUT: M920; Type: Mobile Phone ; Serial: B7PIEB1191400041

Communication System: LTE-FDD(SC-FDMA,1RB/50%RB/100%RB,10MHz,QPSK/16QAM); Frequency: 1855 MHz
Medium parameters used: f = 1855 MHz; σ = 1.53 mho/m; ε_r = 51.6; ρ = 1000 kg/m^3
Phantom section: Flat Section

DASY5 Configuration:

- Probe: EX3DV4 - SN3753; ConvF(7.17, 7.17, 7.17); Calibrated: 12/13/2010
- Sensor-Surface: 4mm (Mechanical Surface Detection)
- Electronics: DAE4 Sn1291; Calibrated: 10/10/2011
- Phantom: SAM1; Type: SAM; Serial: TP-1475
- Measurement SW: DASY5, V5.2 Build 157; SEMCAD X Version 14.0 Build 57

Configuration/Body/Area Scan (7x12x1): Measurement grid: dx=15mm, dy=15mm
Maximum value of SAR (measured) = 0.716 mW/g

Configuration/Body/Zoom Scan (7x7x7)/Cube 0: Measurement grid: dx=5mm, dy=5mm, dz=5mm
Reference Value = 10.5 V/m; Power Drift = -0.123 dB
Peak SAR (extrapolated) = 1.32 W/kg
SAR(1 g) = 0.776 mW/g; SAR(10 g) = 0.448 mW/g
Maximum value of SAR (measured) = 0.840 mW/g

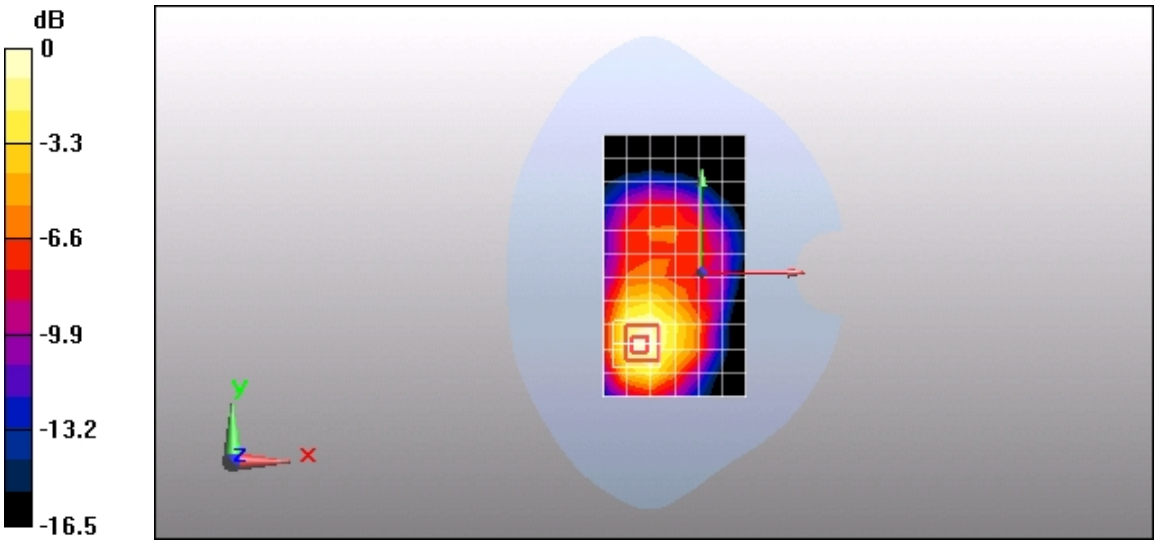

0 dB = 0.840mW/g

Date/Time: 11/21/2011 0:25:42, Date/Time: 11/21/2011 0:33:49

Test Laboratory: HUAWEI SAR Lab

M920 LTE Band II 10M 16QAM 1RB#49 18650CH Towards Ground 10mm

DUT: M920; Type: Mobile Phone ; Serial: B7PIEB1191400041

Communication System: LTE-FDD(SC-FDMA,1RB/50%RB/100%RB,10MHz,QPSK/16QAM); Frequency: 1855 MHz
Medium parameters used: f = 1855 MHz; σ = 1.53 mho/m; ε_r = 51.6; ρ = 1000 kg/m^3
Phantom section: Flat Section

DASY5 Configuration:

- Probe: EX3DV4 - SN3753; ConvF(7.17, 7.17, 7.17); Calibrated: 12/13/2010
- Sensor-Surface: 4mm (Mechanical Surface Detection)
- Electronics: DAE4 Sn1291; Calibrated: 10/10/2011
- Phantom: SAM1; Type: SAM; Serial: TP-1475
- Measurement SW: DASY5, V5.2 Build 157; SEMCAD X Version 14.0 Build 57

Configuration/Body/Area Scan (7x12x1): Measurement grid: dx=15mm, dy=15mm
Maximum value of SAR (measured) = 0.890 mW/g

Configuration/Body/Zoom Scan (7x7x7)/Cube 0: Measurement grid: dx=5mm, dy=5mm, dz=5mm
Reference Value = 14.2 V/m; Power Drift = 0.125 dB
Peak SAR (extrapolated) = 1.47 W/kg
SAR(1 g) = 0.899 mW/g; SAR(10 g) = 0.551 mW/g
Maximum value of SAR (measured) = 0.977 mW/g

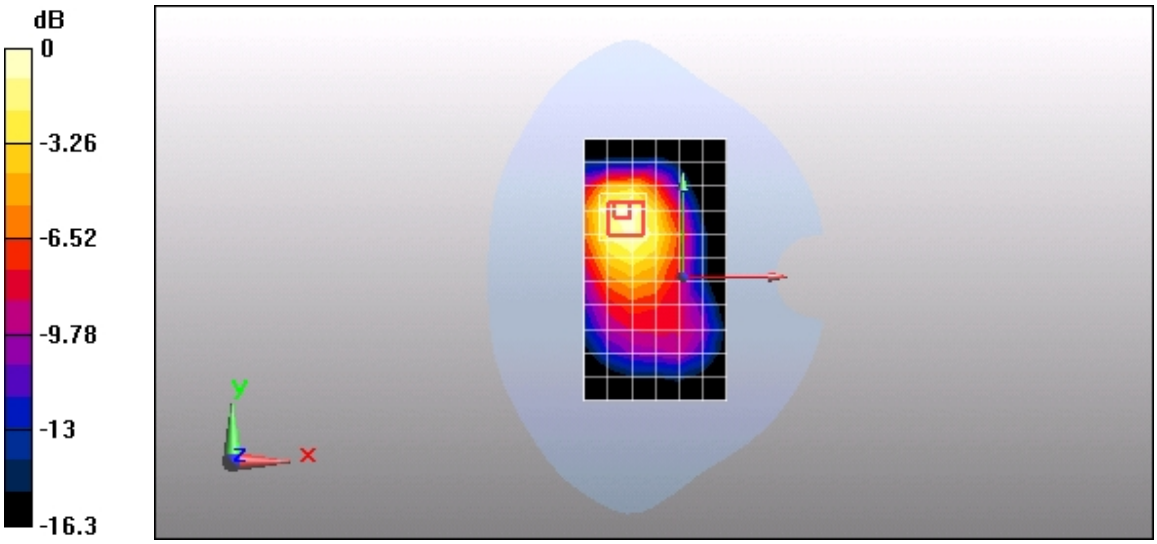

0 dB = 0.977mW/g

Date/Time: 11/20/2011 23:31:33, Date/Time: 11/20/2011 23:39:40

Test Laboratory: HUAWEI SAR Lab

M920 LTE Band II 10M 16QAM 1RB#49 18650CH Left edge 10mm

DUT: M920; Type: Mobile Phone ; Serial: B7PIEB1191400041

Communication System: LTE-FDD(SC-FDMA,1RB/50%RB/100%RB,10MHz,QPSK/16QAM); Frequency: 1855 MHz
Medium parameters used: f = 1855 MHz; σ = 1.53 mho/m; ε_r = 51.6; ρ = 1000 kg/m^3
Phantom section: Flat Section

DASY5 Configuration:

- Probe: EX3DV4 - SN3753; ConvF(7.17, 7.17, 7.17); Calibrated: 12/13/2010
- Sensor-Surface: 4mm (Mechanical Surface Detection)
- Electronics: DAE4 Sn1291; Calibrated: 10/10/2011
- Phantom: SAM1; Type: SAM; Serial: TP-1475
- Measurement SW: DASY5, V5.2 Build 157; SEMCAD X Version 14.0 Build 57

Configuration/Body/Area Scan (7x12x1): Measurement grid: dx=15mm, dy=15mm
Maximum value of SAR (measured) = 0.420 mW/g

Configuration/Body/Zoom Scan (7x7x7)/Cube 0: Measurement grid: dx=5mm, dy=5mm, dz=5mm
Reference Value = 11.5 V/m; Power Drift = 0.067 dB
Peak SAR (extrapolated) = 0.676 W/kg
SAR(1 g) = 0.418 mW/g; SAR(10 g) = 0.244 mW/g
Maximum value of SAR (measured) = 0.456 mW/g

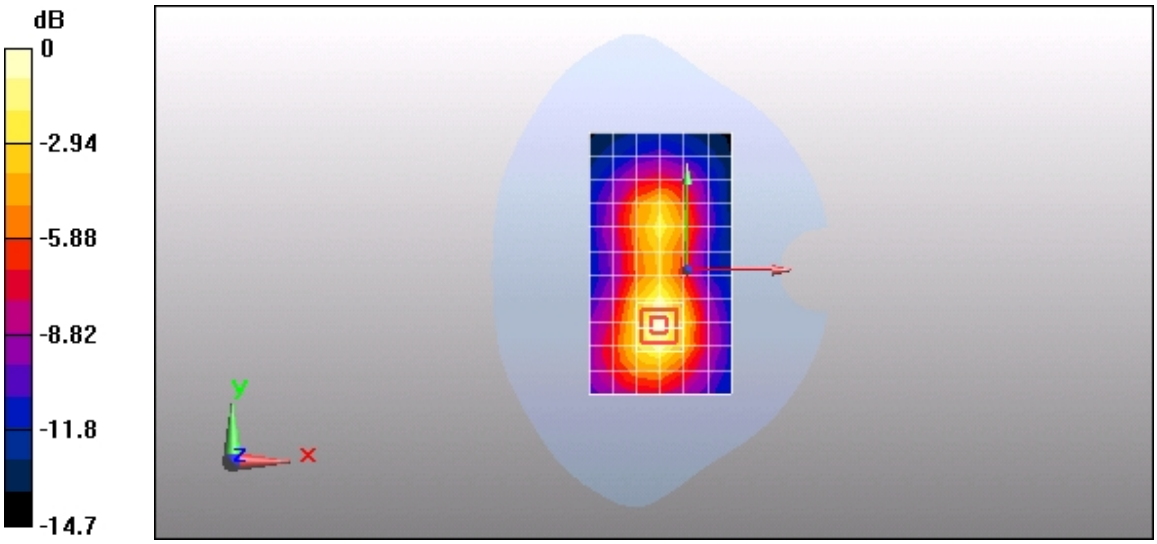

0 dB = 0.456mW/g

Date/Time: 11/20/2011 23:04:40, Date/Time: 11/20/2011 23:11:26

Test Laboratory: HUAWEI SAR Lab

M920 LTE Band II 10M 16QAM 1RB#49 18650CH Bottom edge 10mm

DUT: M920; Type: Mobile Phone ; Serial: B7PIEB1191400041

Communication System: LTE-FDD(SC-FDMA,1RB/50%RB/100%RB,10MHz,QPSK/16QAM); Frequency: 1855 MHz
Medium parameters used: f = 1855 MHz; σ = 1.53 mho/m; ε_r = 51.6; ρ = 1000 kg/m^3
Phantom section: Flat Section

DASY5 Configuration:

- Probe: EX3DV4 - SN3753; ConvF(7.17, 7.17, 7.17); Calibrated: 12/13/2010
- Sensor-Surface: 4mm (Mechanical Surface Detection)
- Electronics: DAE4 Sn1291; Calibrated: 10/10/2011
- Phantom: SAM1; Type: SAM; Serial: TP-1475
- Measurement SW: DASY5, V5.2 Build 157; SEMCAD X Version 14.0 Build 57

Configuration/Body/Area Scan (7x10x1): Measurement grid: dx=15mm, dy=15mm
Maximum value of SAR (measured) = 0.321 mW/g

Configuration/Body/Zoom Scan (7x7x7)/Cube 0: Measurement grid: dx=5mm, dy=5mm, dz=5mm
Reference Value = 11.8 V/m; Power Drift = 0.102 dB
Peak SAR (extrapolated) = 0.458 W/kg
SAR(1 g) = 0.270 mW/g; SAR(10 g) = 0.169 mW/g
Maximum value of SAR (measured) = 0.322 mW/g

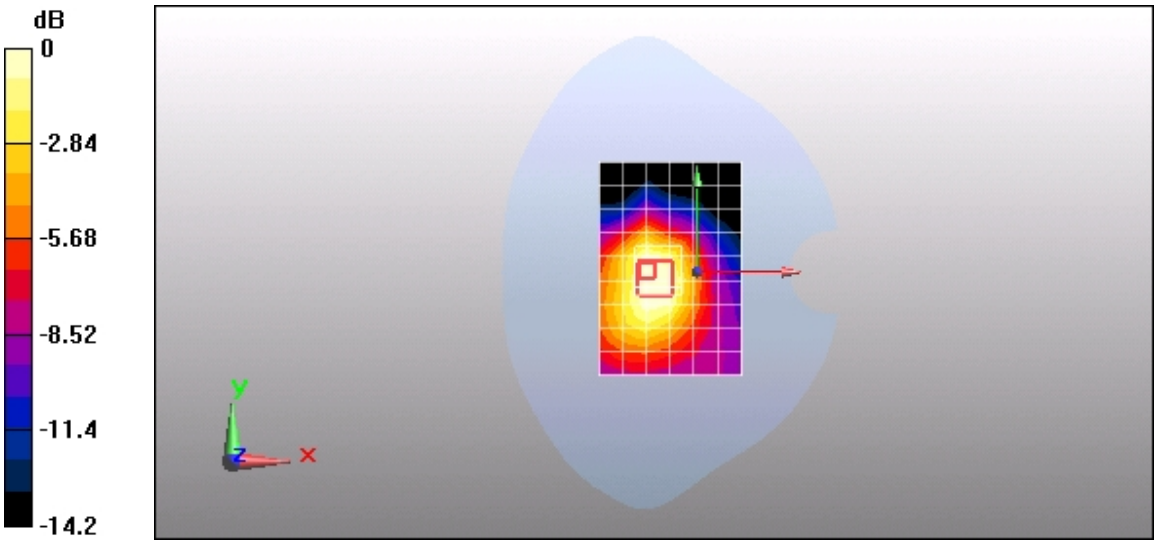

0 dB = 0.322mW/g

Date/Time: 11/21/2011 2:31:48, Date/Time: 11/21/2011 2:39:52

Test Laboratory: HUAWEI SAR Lab

M920 LTE Band IV 10M QPSK 50%RB#13 20350CH Left Hand Touched Cheek

DUT: M920; Type: Mobile Phone ; Serial: B7PIEB1191400041

Communication System: LTE-FDD(SC-FDMA,1RB/50%RB/100%RB,10MHz,QPSK/16QAM); Frequency: 1750 MHz
Medium parameters used: f = 1750 MHz; σ = 1.41 mho/m; ε_r = 38.7; ρ = 1000 kg/m^3
Phantom section: Left Section

DASY5 Configuration:

- Probe: EX3DV4 - SN3753; ConvF(8.25, 8.25, 8.25); Calibrated: 12/13/2010
- Sensor-Surface: 4mm (Mechanical Surface Detection)
- Electronics: DAE4 Sn1291; Calibrated: 10/10/2011
- Phantom: SAM2; Type: SAM; Serial: TP-1474
- Measurement SW: DASY5, V5.2 Build 157; SEMCAD X Version 14.0 Build 57

Configuration/Head/Area Scan (8x12x1): Measurement grid: dx=15mm, dy=15mm
Maximum value of SAR (measured) = 0.853 mW/g

Configuration/Head/Zoom Scan (7x7x7)/Cube 0: Measurement grid: dx=5mm, dy=5mm, dz=5mm
Reference Value = 8.39 V/m; Power Drift = -0.164 dB
Peak SAR (extrapolated) = 1.35 W/kg
SAR(1 g) = 0.791 mW/g; SAR(10 g) = 0.452 mW/g
Maximum value of SAR (measured) = 0.884 mW/g

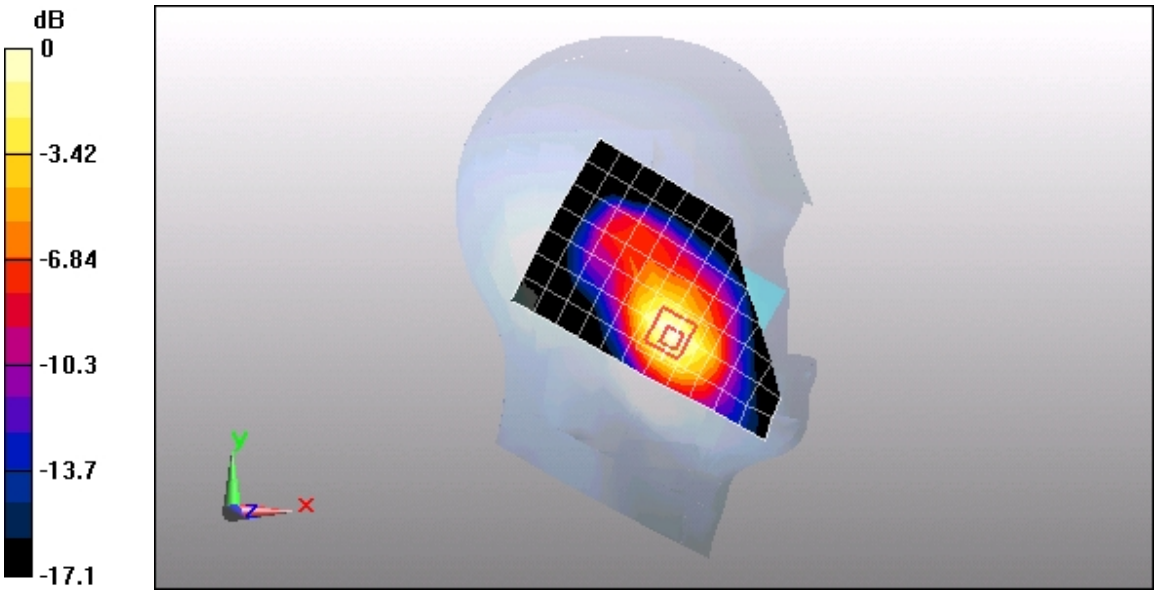

0 dB = 0.884mW/g

Date/Time: 11/21/2011 2:05:40, Date/Time: 11/21/2011 2:13:45

Test Laboratory: HUAWEI SAR Lab

M920 LTE Band IV 10M QPSK 50%RB#13 20175CH Left Hand Touched Cheek

DUT: M920; Type: Mobile Phone ; Serial: B7PIEB1191400041

Communication System: LTE-FDD(SC-FDMA,1RB/50%RB/100%RB,10MHz,QPSK/16QAM); Frequency: 1732.5 MHz
Medium parameters used (interpolated): f = 1732.5 MHz; σ = 1.39 mho/m; ε_r = 38.9; ρ = 1000 kg/m^3
Phantom section: Left Section

DASY5 Configuration:

- Probe: EX3DV4 - SN3753; ConvF(8.25, 8.25, 8.25); Calibrated: 12/13/2010
- Sensor-Surface: 4mm (Mechanical Surface Detection)
- Electronics: DAE4 Sn1291; Calibrated: 10/10/2011
- Phantom: SAM2; Type: SAM; Serial: TP-1474
- Measurement SW: DASY5, V5.2 Build 157; SEMCAD X Version 14.0 Build 57

Configuration/Head/Area Scan (8x12x1): Measurement grid: dx=15mm, dy=15mm

Info: Interpolated medium parameters used for SAR evaluation.
Maximum value of SAR (measured) = 1.05 mW/g

Configuration/Head/Zoom Scan (7x7x7)/Cube 0: Measurement grid: dx=5mm, dy=5mm, dz=5mm
Reference Value = 9.46 V/m; Power Drift = -0.037 dB
Peak SAR (extrapolated) = 1.68 W/kg
SAR(1 g) = 0.998 mW/g; SAR(10 g) = 0.559 mW/g

Info: Interpolated medium parameters used for SAR evaluation.
Maximum value of SAR (measured) = 1.1 mW/g

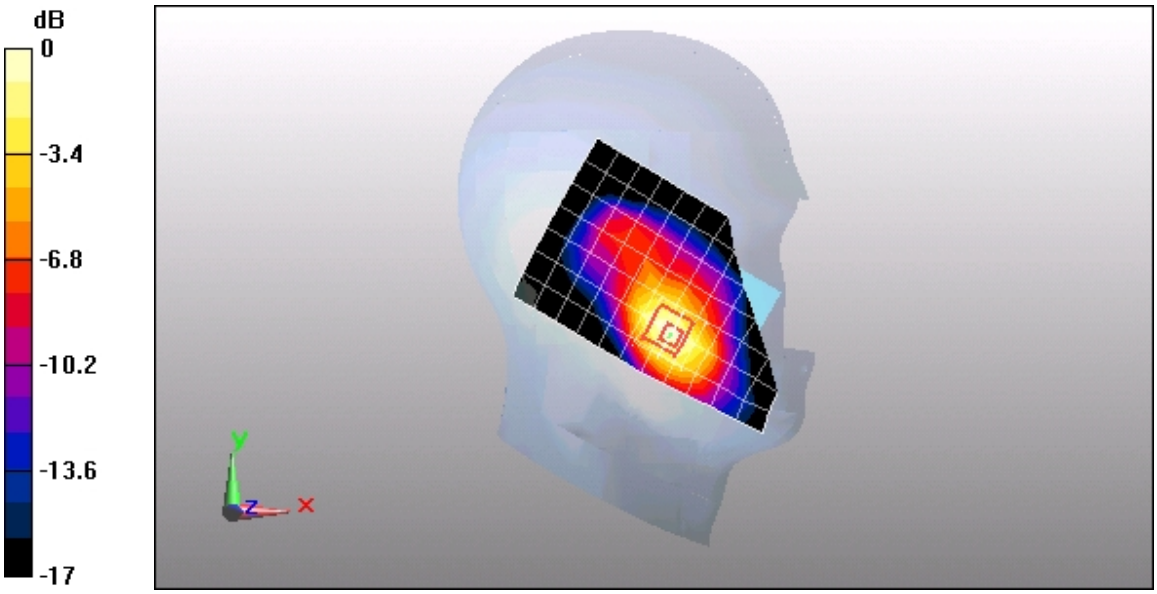

0 dB = 1.1mW/g

Date/Time: 11/21/2011 2:55:01, Date/Time: 11/21/2011 3:03:05

Test Laboratory: HUAWEI SAR Lab

M920 LTE Band IV 10M QPSK 50%RB#13 20000CH Left Hand Touched Cheek

DUT: M920; Type: Mobile Phone ; Serial: B7PIEB1191400041

Communication System: LTE-FDD(SC-FDMA,1RB/50%RB/100%RB,10MHz,QPSK/16QAM); Frequency: 1715 MHz
Medium parameters used: f = 1715 MHz; σ = 1.38 mho/m; ε_r = 39.3; ρ = 1000 kg/m^3
Phantom section: Left Section

DASY5 Configuration:

- Probe: EX3DV4 - SN3753; ConvF(8.25, 8.25, 8.25); Calibrated: 12/13/2010
- Sensor-Surface: 4mm (Mechanical Surface Detection)
- Electronics: DAE4 Sn1291; Calibrated: 10/10/2011
- Phantom: SAM2; Type: SAM; Serial: TP-1474
- Measurement SW: DASY5, V5.2 Build 157; SEMCAD X Version 14.0 Build 57

Configuration/Head/Area Scan (8x12x1): Measurement grid: dx=15mm, dy=15mm
Maximum value of SAR (measured) = 0.935 mW/g

Configuration/Head/Zoom Scan (7x7x7)/Cube 0: Measurement grid: dx=5mm, dy=5mm, dz=5mm
Reference Value = 9.21 V/m; Power Drift = 0.095 dB
Peak SAR (extrapolated) = 1.54 W/kg
SAR(1 g) = 0.924 mW/g; SAR(10 g) = 0.546 mW/g
Maximum value of SAR (measured) = 1.03 mW/g

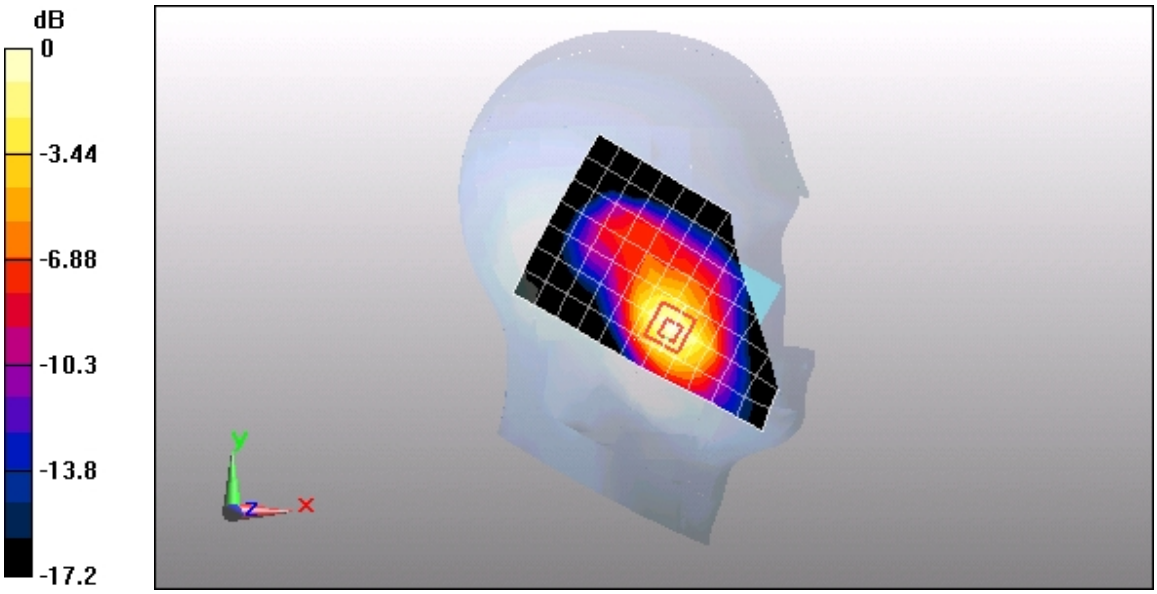

0 dB = 1.03mW/g

Test Laboratory: HUAWEI SAR Lab

M920 LTE Band IV 10M QPSK 50%RB#13 20175CH Left Hand Tilt 15 degree

DUT: M920; Type: Mobile Phone ; Serial: B7PIEB1191400041

Communication System: LTE-FDD(SC-FDMA,1RB/50%RB/100%RB,10MHz,QPSK/16QAM); Frequency: 1732.5 MHz
Medium parameters used (interpolated): f = 1732.5 MHz; σ = 1.39 mho/m; ε_r = 38.9; ρ = 1000 kg/m^3
Phantom section: Left Section

DASY5 Configuration:

- Probe: EX3DV4 - SN3753; ConvF(8.25, 8.25, 8.25); Calibrated: 12/13/2010
- Sensor-Surface: 4mm (Mechanical Surface Detection)
- Electronics: DAE4 Sn1291; Calibrated: 10/10/2011
- Phantom: SAM2; Type: SAM; Serial: TP-1474
- Measurement SW: DASY5, V5.2 Build 157; SEMCAD X Version 14.0 Build 57

Configuration/Head/Area Scan (8x12x1): Measurement grid: dx=15mm, dy=15mm

Info: Interpolated medium parameters used for SAR evaluation.
Maximum value of SAR (measured) = 0.199 mW/g

Configuration/Head/Zoom Scan (7x7x7)/Cube 0: Measurement grid: dx=5mm, dy=5mm, dz=5mm
Reference Value = 11.1 V/m; Power Drift = 0.161 dB
Peak SAR (extrapolated) = 0.305 W/kg
SAR(1 g) = 0.199 mW/g; SAR(10 g) = 0.120 mW/g

Info: Interpolated medium parameters used for SAR evaluation.
Maximum value of SAR (measured) = 0.227 mW/g

Configuration/Head/Zoom Scan (7x7x7)/Cube 1: Measurement grid: dx=5mm, dy=5mm, dz=5mm
Reference Value = 11.1 V/m; Power Drift = 0.161 dB
Peak SAR (extrapolated) = 0.252 W/kg
SAR(1 g) = 0.170 mW/g; SAR(10 g) = 0.107 mW/g

Info: Interpolated medium parameters used for SAR evaluation.
Maximum value of SAR (measured) = 0.182 mW/g

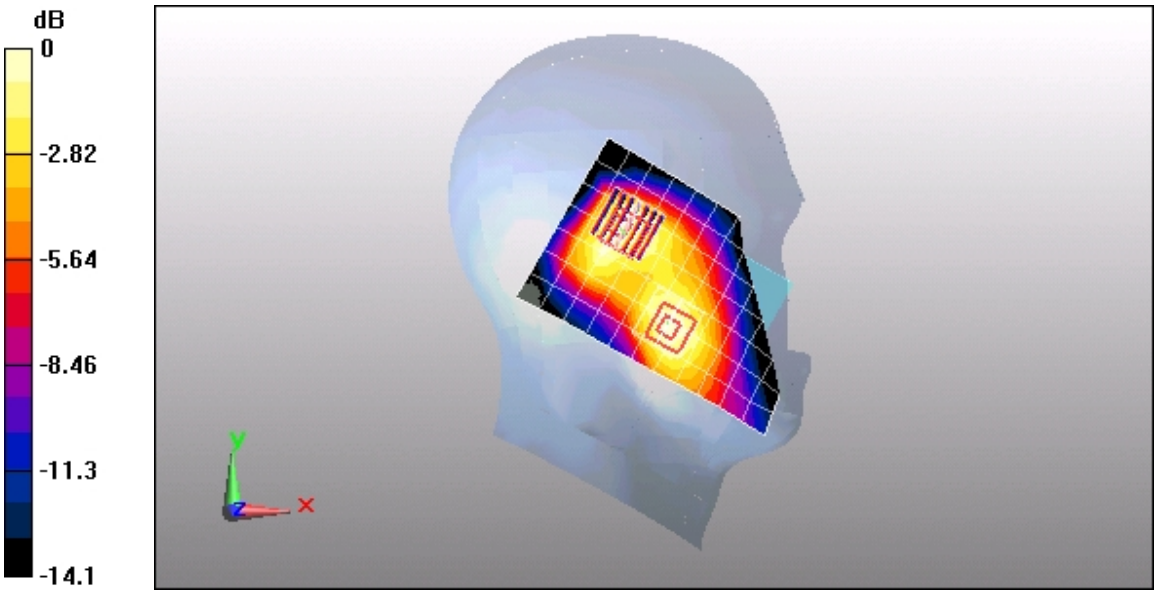

0 dB = 0.182mW/g

Date/Time: 11/21/2011 6:51:18, Date/Time: 11/21/2011 6:59:14

Test Laboratory: HUAWEI SAR Lab

M920 LTE Band IV 10M QPSK 50%RB#13 20175CH Right Hand Touched Cheek

DUT: M920; Type: Mobile Phone ; Serial: B7PIEB1191400041

Communication System: LTE-FDD(SC-FDMA,1RB/50%RB/100%RB,10MHz,QPSK/16QAM); Frequency: 1732.5 MHz
Medium parameters used (interpolated): f = 1732.5 MHz; σ = 1.39 mho/m; ε_r = 38.9; ρ = 1000 kg/m^3
Phantom section: Right Section

DASY5 Configuration:

- Probe: EX3DV4 - SN3753; ConvF(8.25, 8.25, 8.25); Calibrated: 12/13/2010
- Sensor-Surface: 4mm (Mechanical Surface Detection)
- Electronics: DAE4 Sn1291; Calibrated: 10/10/2011
- Phantom: SAM2; Type: SAM; Serial: TP-1474
- Measurement SW: DASY5, V5.2 Build 157; SEMCAD X Version 14.0 Build 57

Configuration/Head/Area Scan (8x12x1): Measurement grid: dx=15mm, dy=15mm

Info: Interpolated medium parameters used for SAR evaluation.
Maximum value of SAR (measured) = 0.506 mW/g

Configuration/Head/Zoom Scan (7x7x7)/Cube 0: Measurement grid: dx=5mm, dy=5mm, dz=5mm
Reference Value = 8.65 V/m; Power Drift = 0.047 dB
Peak SAR (extrapolated) = 0.842 W/kg
SAR(1 g) = 0.551 mW/g; SAR(10 g) = 0.339 mW/g

Info: Interpolated medium parameters used for SAR evaluation.
Maximum value of SAR (measured) = 0.601 mW/g

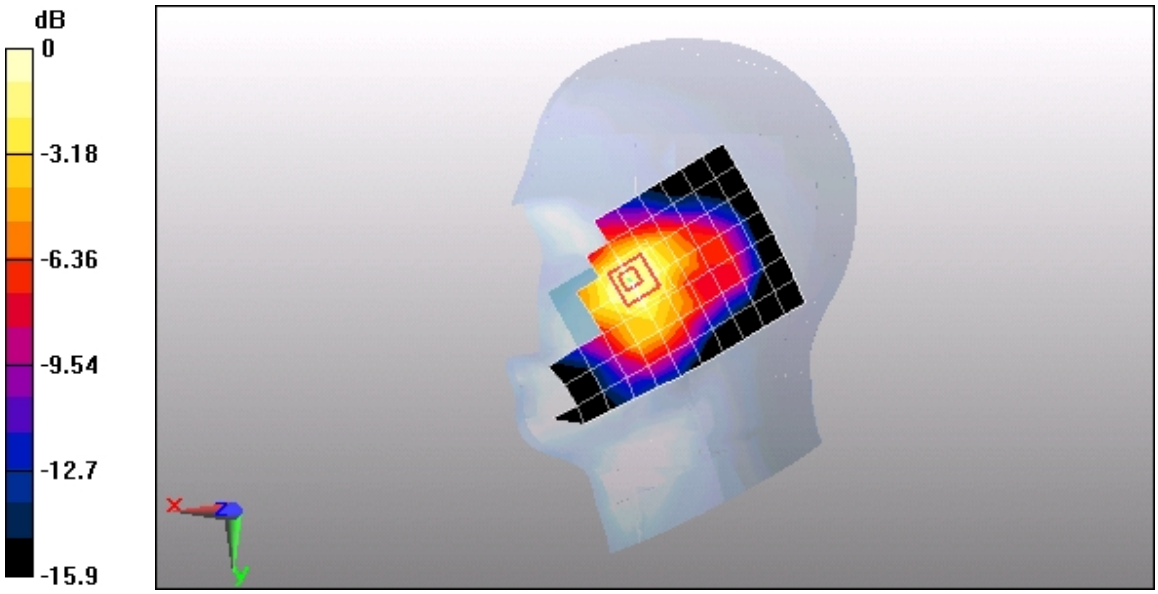

0 dB = 0.601mW/g

Date/Time: 11/21/2011 9:06:33, Date/Time: 11/21/2011 9:15:42

Test Laboratory: HUAWEI SAR Lab

M920 LTE Band IV 10M QPSK 50%RB#13 20175CH Right Hand Tilt 15 degree

DUT: M920; Type: Mobile Phone ; Serial: B7PIEB1191400041

Communication System: LTE-FDD(SC-FDMA,1RB/50%RB/100%RB,10MHz,QPSK/16QAM); Frequency: 1732.5 MHz
Medium parameters used (interpolated): f = 1732.5 MHz; σ = 1.39 mho/m; ε_r = 38.9; ρ = 1000 kg/m^3
Phantom section: Right Section

DASY5 Configuration:

- Probe: EX3DV4 - SN3753; ConvF(8.25, 8.25, 8.25); Calibrated: 12/13/2010
- Sensor-Surface: 4mm (Mechanical Surface Detection)
- Electronics: DAE4 Sn1291; Calibrated: 10/10/2011
- Phantom: SAM2; Type: SAM; Serial: TP-1474
- Measurement SW: DASY5, V5.2 Build 157; SEMCAD X Version 14.0 Build 57

Configuration/Head/Area Scan (8x12x1): Measurement grid: dx=15mm, dy=15mm

Info: Interpolated medium parameters used for SAR evaluation.
Maximum value of SAR (measured) = 0.157 mW/g

Configuration/Head/Zoom Scan (7x7x7)/Cube 0: Measurement grid: dx=5mm, dy=5mm, dz=5mm
Reference Value = 11.2 V/m; Power Drift = -0.009 dB
Peak SAR (extrapolated) = 0.273 W/kg
SAR(1 g) = 0.164 mW/g; SAR(10 g) = 0.098 mW/g

Info: Interpolated medium parameters used for SAR evaluation.
Maximum value of SAR (measured) = 0.178 mW/g

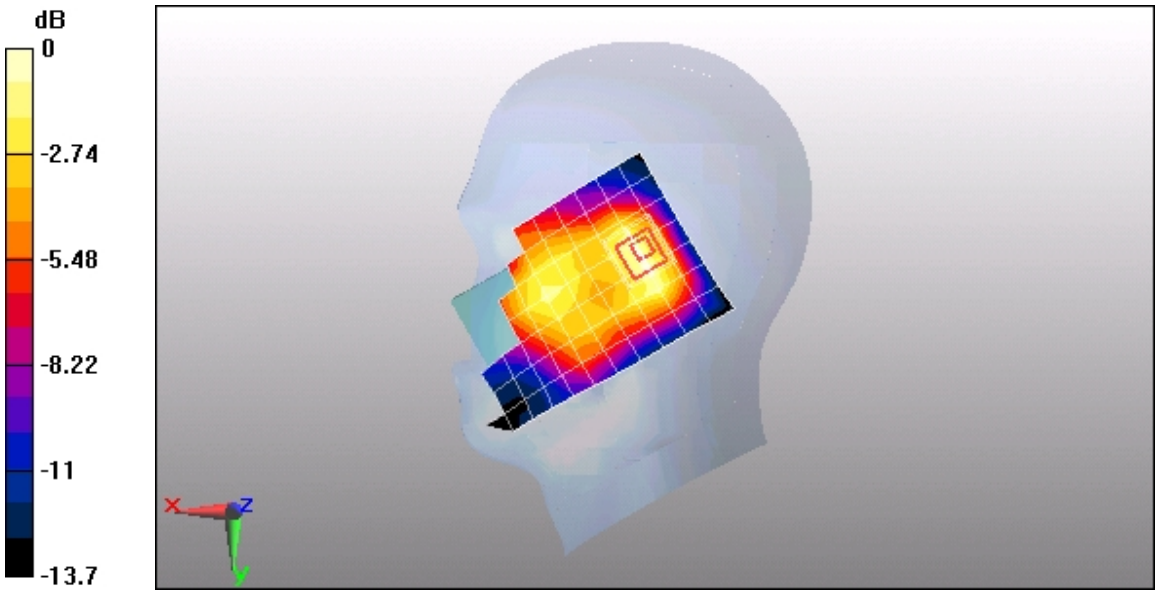

0 dB = 0.178mW/g

Date/Time: 11/21/2011 11:22:48, Date/Time: 11/21/2011 11:30:54

Test Laboratory: HUAWEI SAR Lab

M920 LTE Band IV 10M QPSK 1RB#0 20350CH Left Hand Touched Cheek

DUT: M920; Type: Mobile Phone ; Serial: B7PIEB1191400041

Communication System: LTE-FDD(SC-FDMA,1RB/50%RB/100%RB,10MHz,QPSK/16QAM); Frequency: 1750 MHz
Medium parameters used: f = 1750 MHz; σ = 1.41 mho/m; ε_r = 38.7; ρ = 1000 kg/m^3
Phantom section: Left Section

DASY5 Configuration:

- Probe: EX3DV4 - SN3753; ConvF(8.25, 8.25, 8.25); Calibrated: 12/13/2010
- Sensor-Surface: 4mm (Mechanical Surface Detection)
- Electronics: DAE4 Sn1291; Calibrated: 10/10/2011
- Phantom: SAM2; Type: SAM; Serial: TP-1474
- Measurement SW: DASY5, V5.2 Build 157; SEMCAD X Version 14.0 Build 57

Configuration/Head/Area Scan (8x12x1): Measurement grid: dx=15mm, dy=15mm
Maximum value of SAR (measured) = 1.32 mW/g

Configuration/Head/Zoom Scan (7x7x7)/Cube 0: Measurement grid: dx=5mm, dy=5mm, dz=5mm
Reference Value = 9.9 V/m; Power Drift = -0.177 dB
Peak SAR (extrapolated) = 1.94 W/kg
SAR(1 g) = 1.19 mW/g; SAR(10 g) = 0.673 mW/g
Maximum value of SAR (measured) = 1.28 mW/g

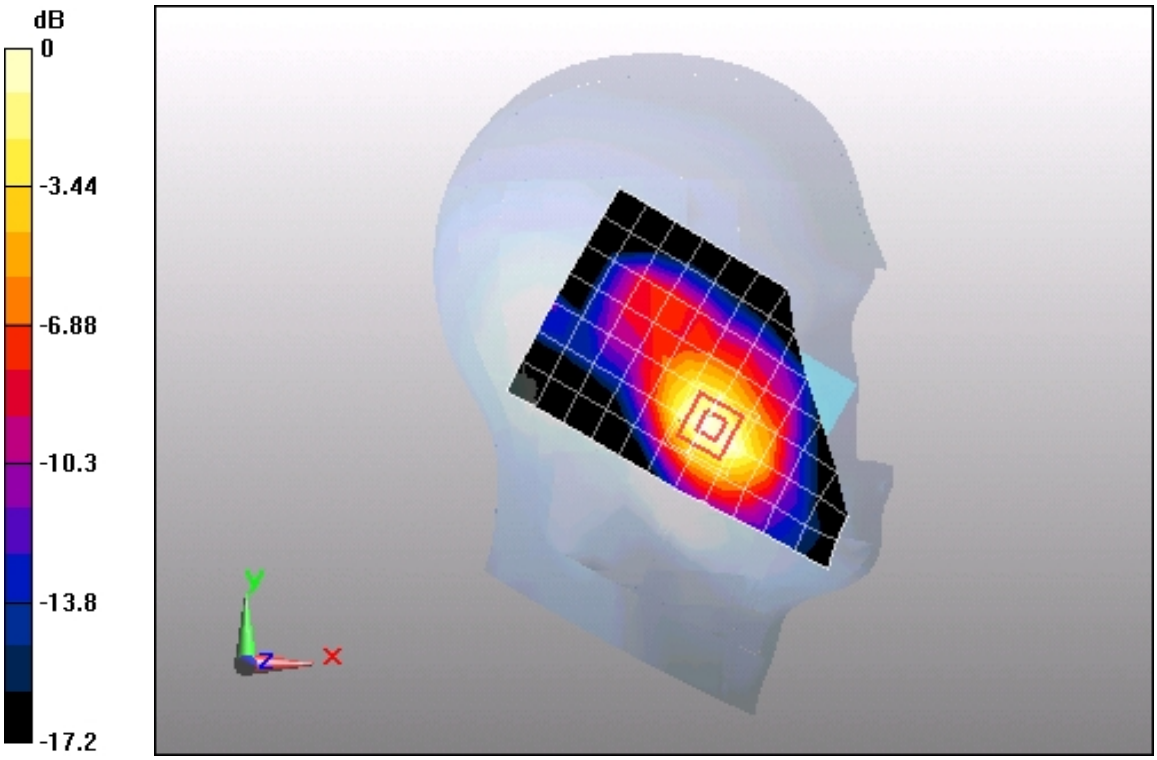
dB
0
-3.44
-6.88
-10.3
-13.8
-17.2
y
z
x

0 dB = 1.28mW/g

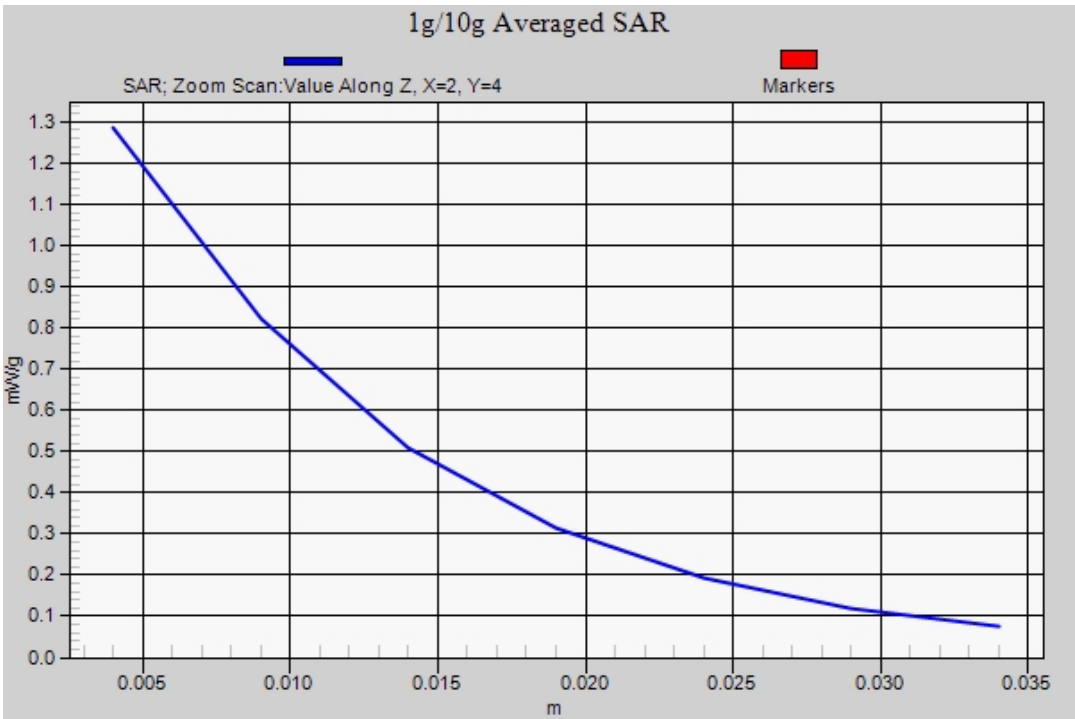
1g/10g Averaged SAR
SAR; Zoom Scan:Value Along Z, X=2, Y=4
Markers
mW/g
1.3
1.2
1.1
1.0
0.9
0.8
0.7
0.6
0.5
0.4
0.3
0.2
0.1
0.0
0.005
0.010
0.015
0.020
0.025
0.030
0.035
m

Date/Time: 11/21/2011 14:29:16, Date/Time: 11/21/2011 14:37:24

Test Laboratory: HUAWEI SAR Lab

M920 LTE Band IV 10M QPSK 1RB#0 20350CH Left Hand Tilt 15 degree

DUT: M920; Type: Mobile Phone ; Serial: B7PIEB1191400041

Communication System: LTE-FDD(SC-FDMA,1RB/50%RB/100%RB,10MHz,QPSK/16QAM); Frequency: 1750 MHz
Medium parameters used: f = 1750 MHz; σ = 1.41 mho/m; ε_r = 38.7; ρ = 1000 kg/m^3
Phantom section: Left Section

DASY5 Configuration:

- Probe: EX3DV4 - SN3753; ConvF(8.25, 8.25, 8.25); Calibrated: 12/13/2010
- Sensor-Surface: 4mm (Mechanical Surface Detection)
- Electronics: DAE4 Sn1291; Calibrated: 10/10/2011
- Phantom: SAM2; Type: SAM; Serial: TP-1474
- Measurement SW: DASY5, V5.2 Build 157; SEMCAD X Version 14.0 Build 57

Configuration/Head/Area Scan (8x12x1): Measurement grid: dx=15mm, dy=15mm
Maximum value of SAR (measured) = 0.240 mW/g

Configuration/Head/Zoom Scan (7x7x7)/Cube 0: Measurement grid: dx=5mm, dy=5mm, dz=5mm
Reference Value = 12 V/m; Power Drift = -0.023 dB
Peak SAR (extrapolated) = 0.357 W/kg
SAR(1 g) = 0.228 mW/g; SAR(10 g) = 0.140 mW/g
Maximum value of SAR (measured) = 0.261 mW/g

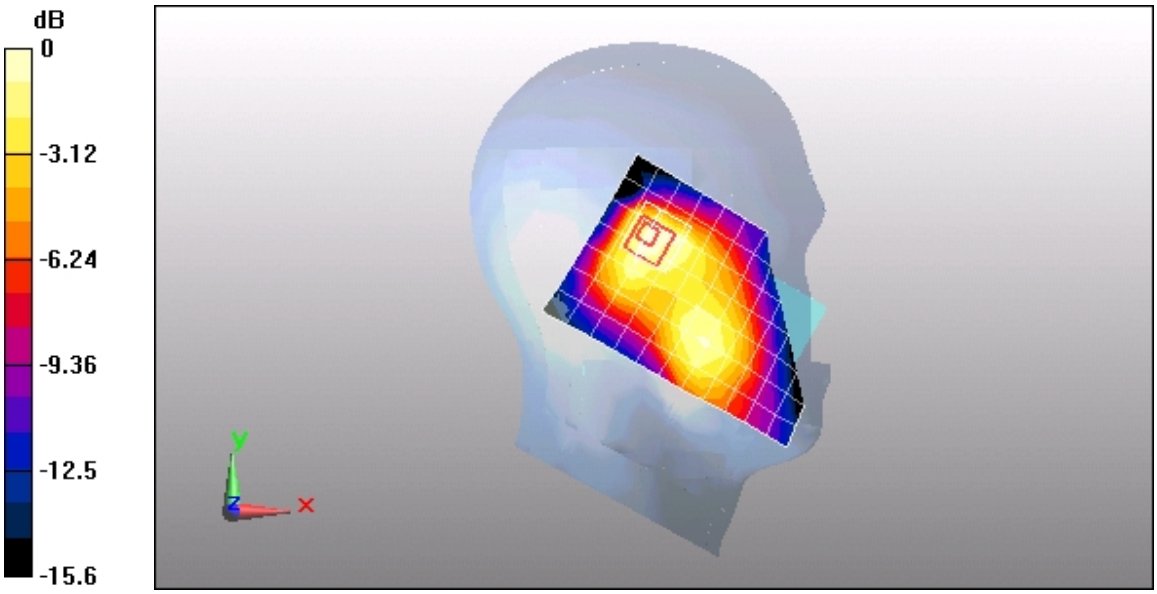

0 dB = 0.261mW/g

Date/Time: 11/21/2011 9:40:24, Date/Time: 11/21/2011 9:49:45

Test Laboratory: HUAWEI SAR Lab

M920 LTE Band IV 10M QPSK 1RB#0 20350CH Right Hand Touched Cheek

DUT: M920; Type: Mobile Phone ; Serial: B7PIEB1191400041

Communication System: LTE-FDD(SC-FDMA,1RB/50%RB/100%RB,10MHz,QPSK/16QAM); Frequency: 1750 MHz
Medium parameters used: f = 1750 MHz; σ = 1.41 mho/m; ε_r = 38.7; ρ = 1000 kg/m^3
Phantom section: Right Section

DASY5 Configuration:

- Probe: EX3DV4 - SN3753; ConvF(8.25, 8.25, 8.25); Calibrated: 12/13/2010
- Sensor-Surface: 4mm (Mechanical Surface Detection)
- Electronics: DAE4 Sn1291; Calibrated: 10/10/2011
- Phantom: SAM2; Type: SAM; Serial: TP-1474
- Measurement SW: DASY5, V5.2 Build 157; SEMCAD X Version 14.0 Build 57

Configuration/Head/Area Scan (8x12x1): Measurement grid: dx=15mm, dy=15mm
Maximum value of SAR (measured) = 0.625 mW/g

Configuration/Head/Zoom Scan (7x7x7)/Cube 0: Measurement grid: dx=5mm, dy=5mm, dz=5mm
Reference Value = 9.02 V/m; Power Drift = -0.116 dB
Peak SAR (extrapolated) = 1.28 W/kg
SAR(1 g) = 0.588 mW/g; SAR(10 g) = 0.367 mW/g
Maximum value of SAR (measured) = 0.684 mW/g

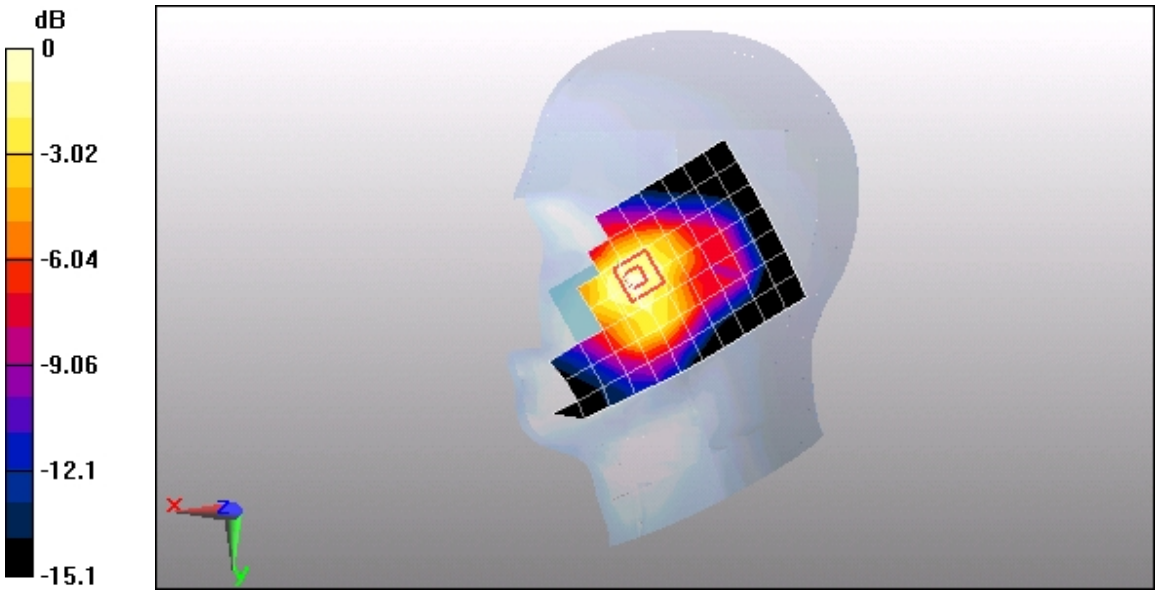

0 dB = 0.684mW/g

Date/Time: 11/21/2011 10:54:37, Date/Time: 11/21/2011 11:02:35

Test Laboratory: HUAWEI SAR Lab

M920 LTE Band IV 10M QPSK 1RB#0 20350CH Right Hand Tilt 15 degree

DUT: M920; Type: Mobile Phone ; Serial: B7PIEB1191400041

Communication System: LTE-FDD(SC-FDMA,1RB/50%RB/100%RB,10MHz,QPSK/16QAM); Frequency: 1750 MHz
Medium parameters used: f = 1750 MHz; σ = 1.41 mho/m; ε_r = 38.7; ρ = 1000 kg/m^3
Phantom section: Right Section

DASY5 Configuration:

- Probe: EX3DV4 - SN3753; ConvF(8.25, 8.25, 8.25); Calibrated: 12/13/2010
- Sensor-Surface: 4mm (Mechanical Surface Detection)
- Electronics: DAE4 Sn1291; Calibrated: 10/10/2011
- Phantom: SAM2; Type: SAM; Serial: TP-1474
- Measurement SW: DASY5, V5.2 Build 157; SEMCAD X Version 14.0 Build 57

Configuration/Head/Area Scan (8x12x1): Measurement grid: dx=15mm, dy=15mm
Maximum value of SAR (measured) = 0.208 mW/g

Configuration/Head/Zoom Scan (7x7x7)/Cube 0: Measurement grid: dx=5mm, dy=5mm, dz=5mm
Reference Value = 11.6 V/m; Power Drift = -0.049 dB
Peak SAR (extrapolated) = 0.303 W/kg
SAR(1 g) = 0.192 mW/g; SAR(10 g) = 0.114 mW/g
Maximum value of SAR (measured) = 0.211 mW/g

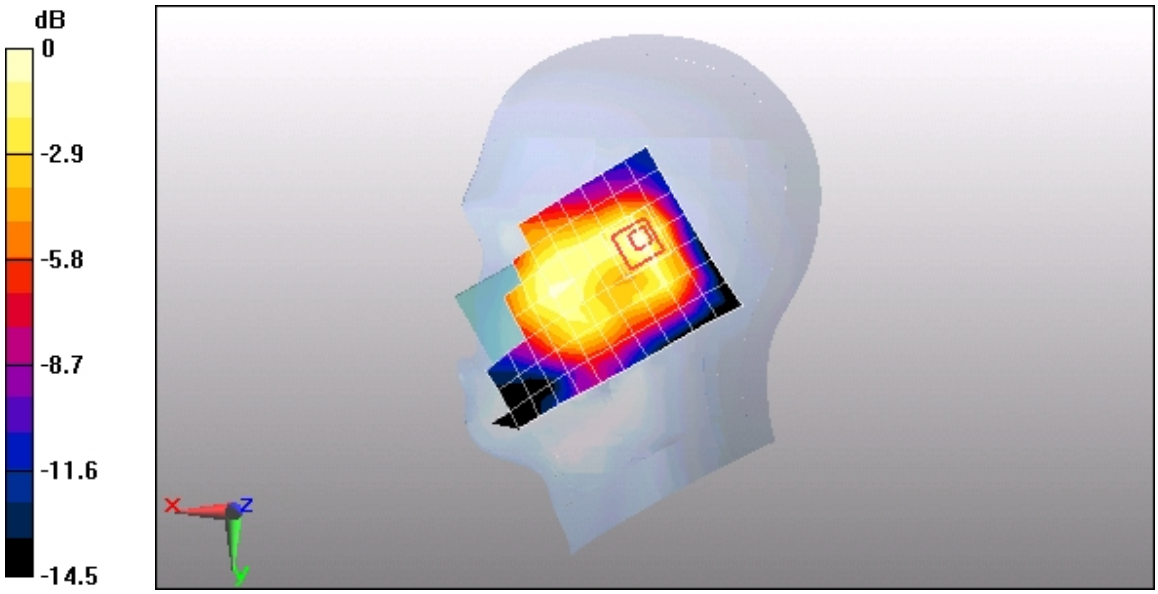

0 dB = 0.211mW/g

Date/Time: 11/21/2011 11:55:36, Date/Time: 11/21/2011 12:06:12

Test Laboratory: HUAWEI SAR Lab

M920 LTE Band IV 10M QPSK 1RB#49 20000CH Left Hand Touched Cheek

DUT: M920; Type: Mobile Phone ; Serial: B7PIEB1191400041

Communication System: LTE-FDD(SC-FDMA,1RB/50%RB/100%RB,10MHz,QPSK/16QAM); Frequency: 1715 MHz
Medium parameters used: f = 1715 MHz; σ = 1.38 mho/m; ε_r = 39.3; ρ = 1000 kg/m^3
Phantom section: Left Section

DASY5 Configuration:

- Probe: EX3DV4 - SN3753; ConvF(8.25, 8.25, 8.25); Calibrated: 12/13/2010
- Sensor-Surface: 4mm (Mechanical Surface Detection)
- Electronics: DAE4 Sn1291; Calibrated: 10/10/2011
- Phantom: SAM2; Type: SAM; Serial: TP-1474
- Measurement SW: DASY5, V5.2 Build 157; SEMCAD X Version 14.0 Build 57

Configuration/Head/Area Scan (8x12x1): Measurement grid: dx=15mm, dy=15mm
Maximum value of SAR (measured) = 1.13 mW/g

Configuration/Head/Zoom Scan (7x7x7)/Cube 0: Measurement grid: dx=5mm, dy=5mm, dz=5mm
Reference Value = 10.5 V/m; Power Drift = 0.079 dB
Peak SAR (extrapolated) = 1.72 W/kg
SAR(1 g) = 1.07 mW/g; SAR(10 g) = 0.620 mW/g
Maximum value of SAR (measured) = 1.2 mW/g

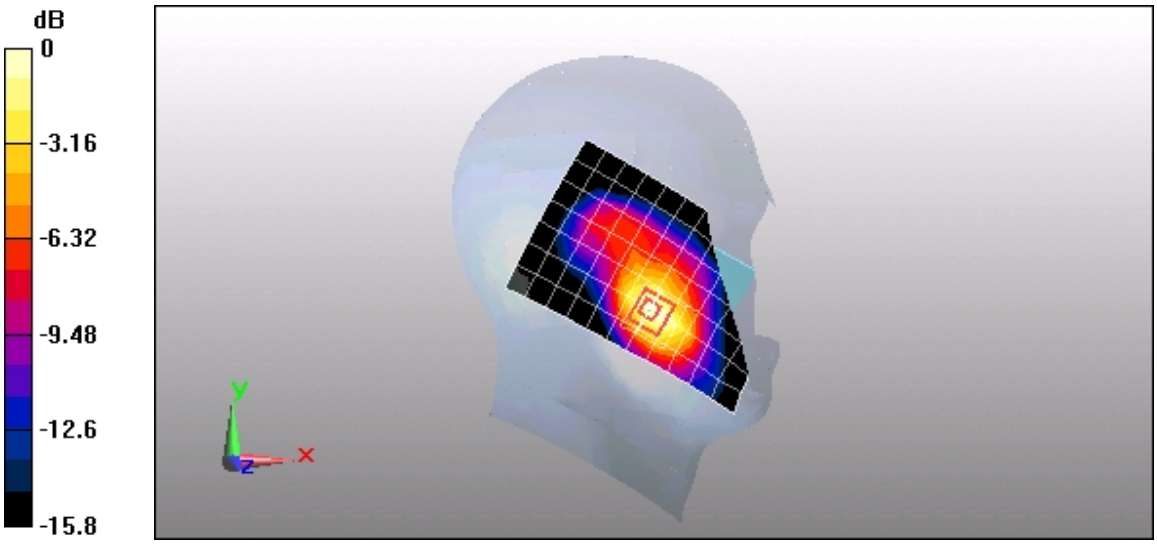

0 dB = 1.2mW/g

Test Laboratory: HUAWEI SAR Lab

M920 LTE Band IV 10M QPSK 1RB#49 20000CH Left Hand Tilt 15 degree

DUT: M920; Type: Mobile Phone ; Serial: B7PIEB1191400041

Communication System: LTE-FDD(SC-FDMA,1RB/50%RB/100%RB,10MHz,QPSK/16QAM); Frequency: 1715 MHz
Medium parameters used: f = 1715 MHz; σ = 1.38 mho/m; ε_r = 39.3; ρ = 1000 kg/m^3
Phantom section: Left Section

DASY5 Configuration:

- Probe: EX3DV4 - SN3753; ConvF(8.25, 8.25, 8.25); Calibrated: 12/13/2010
- Sensor-Surface: 4mm (Mechanical Surface Detection)
- Electronics: DAE4 Sn1291; Calibrated: 10/10/2011
- Phantom: SAM2; Type: SAM; Serial: TP-1474
- Measurement SW: DASY5, V5.2 Build 157; SEMCAD X Version 14.0 Build 57

Configuration/Head/Area Scan (8x12x1): Measurement grid: dx=15mm, dy=15mm
Maximum value of SAR (measured) = 0.265 mW/g

Configuration/Head/Zoom Scan (7x7x7)/Cube 0: Measurement grid: dx=5mm, dy=5mm, dz=5mm
Reference Value = 12.7 V/m; Power Drift = 0.132 dB
Peak SAR (extrapolated) = 0.415 W/kg
SAR(1 g) = 0.270 mW/g; SAR(10 g) = 0.166 mW/g
Maximum value of SAR (measured) = 0.290 mW/g

Configuration/Head/Zoom Scan (7x7x7)/Cube 1: Measurement grid: dx=5mm, dy=5mm, dz=5mm
Reference Value = 12.7 V/m; Power Drift = 0.132 dB
Peak SAR (extrapolated) = 0.392 W/kg
SAR(1 g) = 0.246 mW/g; SAR(10 g) = 0.157 mW/g
Maximum value of SAR (measured) = 0.270 mW/g

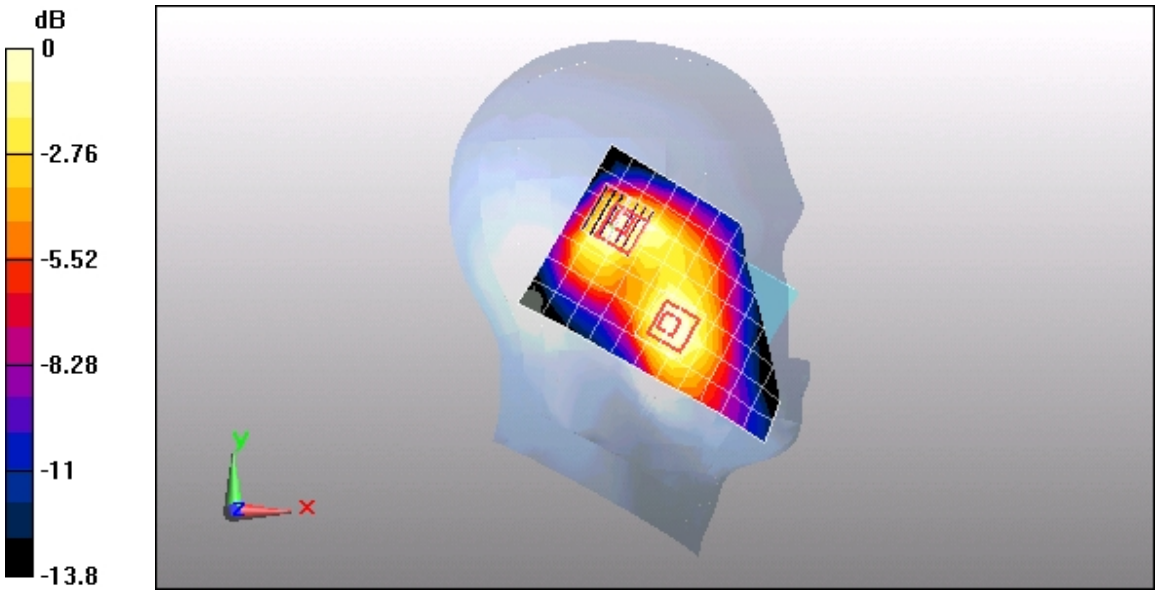

0 dB = 0.270mW/g

Date/Time: 11/21/2011 10:06:36, Date/Time: 11/21/2011 10:14:32

Test Laboratory: HUAWEI SAR Lab

M920 LTE Band IV 10M QPSK 1RB#49 20000CH Right Hand Touched Cheek

DUT: M920; Type: Mobile Phone ; Serial: B7PIEB1191400041

Communication System: LTE-FDD(SC-FDMA,1RB/50%RB/100%RB,10MHz,QPSK/16QAM); Frequency: 1715 MHz
Medium parameters used: f = 1715 MHz; σ = 1.38 mho/m; ε_r = 39.3; ρ = 1000 kg/m^3
Phantom section: Right Section

DASY5 Configuration:

- Probe: EX3DV4 - SN3753; ConvF(8.25, 8.25, 8.25); Calibrated: 12/13/2010
- Sensor-Surface: 4mm (Mechanical Surface Detection)
- Electronics: DAE4 Sn1291; Calibrated: 10/10/2011
- Phantom: SAM2; Type: SAM; Serial: TP-1474
- Measurement SW: DASY5, V5.2 Build 157; SEMCAD X Version 14.0 Build 57

Configuration/Head/Area Scan (8x12x1): Measurement grid: dx=15mm, dy=15mm
Maximum value of SAR (measured) = 0.598 mW/g

Configuration/Head/Zoom Scan (7x7x7)/Cube 0: Measurement grid: dx=5mm, dy=5mm, dz=5mm
Reference Value = 9.82 V/m; Power Drift = -0.035 dB
Peak SAR (extrapolated) = 0.992 W/kg
SAR(1 g) = 0.645 mW/g; SAR(10 g) = 0.395 mW/g
Maximum value of SAR (measured) = 0.696 mW/g

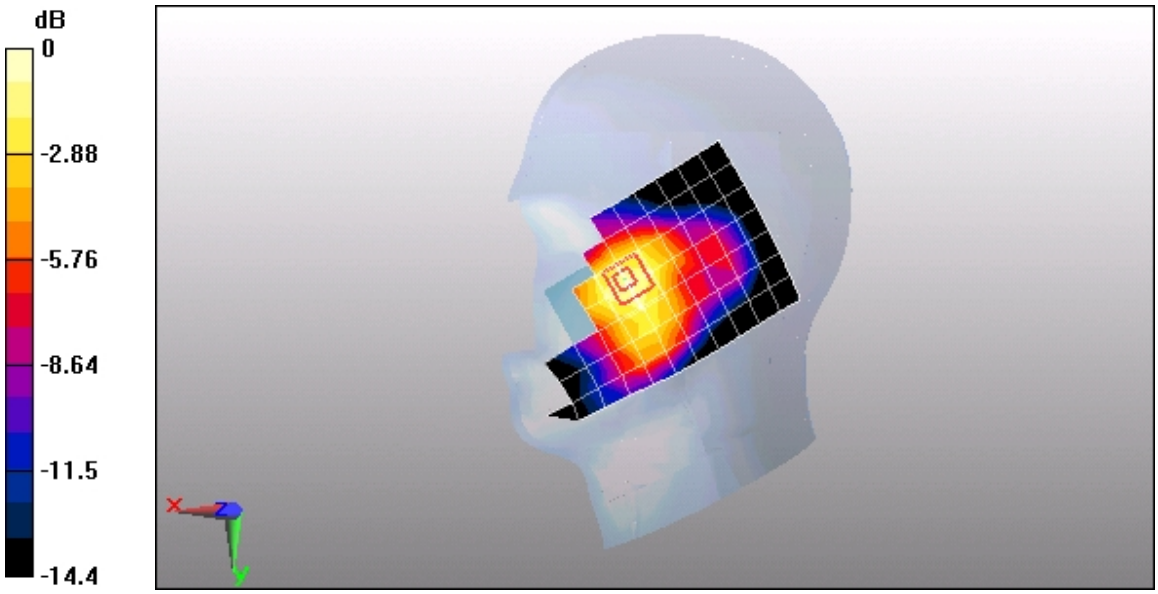

0 dB = 0.696mW/g

Date/Time: 11/21/2011 10:30:56, Date/Time: 11/21/2011 10:38:52

Test Laboratory: HUAWEI SAR Lab

M920 LTE Band IV 10M QPSK 1RB#49 20000CH Right Hand Tilt 15 degree

DUT: M920; Type: Mobile Phone ; Serial: B7PIEB1191400041

Communication System: LTE-FDD(SC-FDMA,1RB/50%RB/100%RB,10MHz,QPSK/16QAM); Frequency: 1715 MHz
Medium parameters used: f = 1715 MHz; σ = 1.38 mho/m; ε_r = 39.3; ρ = 1000 kg/m^3
Phantom section: Right Section

DASY5 Configuration:

- Probe: EX3DV4 - SN3753; ConvF(8.25, 8.25, 8.25); Calibrated: 12/13/2010
- Sensor-Surface: 4mm (Mechanical Surface Detection)
- Electronics: DAE4 Sn1291; Calibrated: 10/10/2011
- Phantom: SAM2; Type: SAM; Serial: TP-1474
- Measurement SW: DASY5, V5.2 Build 157; SEMCAD X Version 14.0 Build 57

Configuration/Head/Area Scan (8x12x1): Measurement grid: dx=15mm, dy=15mm
Maximum value of SAR (measured) = 0.207 mW/g

Configuration/Head/Zoom Scan (7x7x7)/Cube 0: Measurement grid: dx=5mm, dy=5mm, dz=5mm
Reference Value = 12.6 V/m; Power Drift = 0.025 dB
Peak SAR (extrapolated) = 0.319 W/kg
SAR(1 g) = 0.196 mW/g; SAR(10 g) = 0.118 mW/g
Maximum value of SAR (measured) = 0.217 mW/g

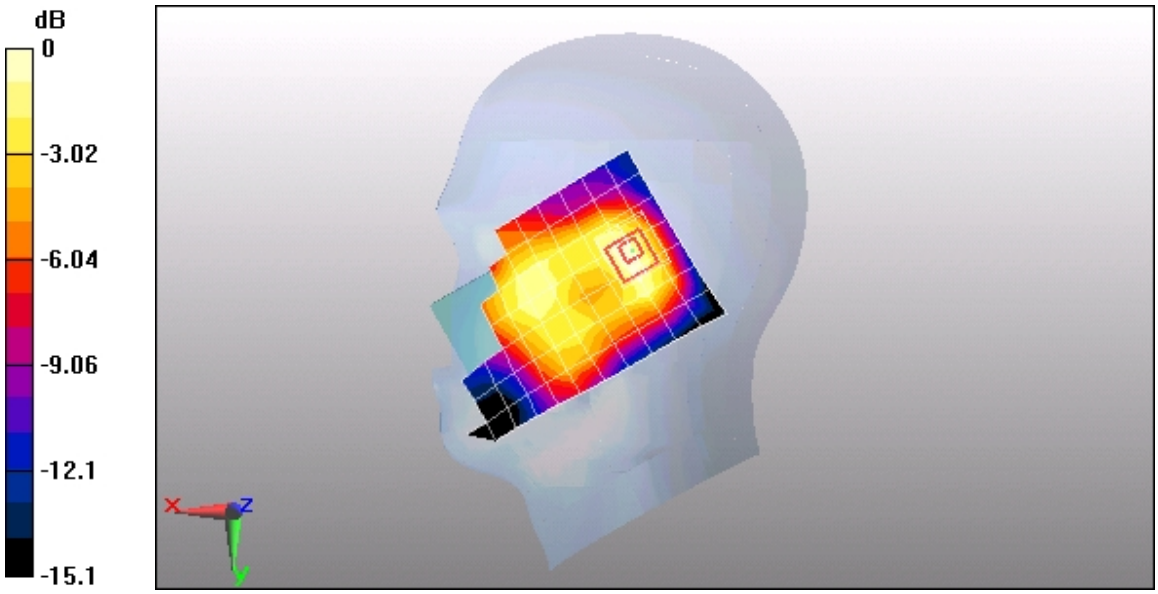

0 dB = 0.217mW/g

Date/Time: 11/21/2011 17:28:08, Date/Time: 11/21/2011 17:36:16

Test Laboratory: HUAWEI SAR Lab

M920 LTE Band IV 10M 16QAM 50%RB#13 20175CH Left Hand Touched Cheek

DUT: M920; Type: Mobile Phone ; Serial: B7PIEB1191400041

Communication System: LTE-FDD(SC-FDMA,1RB/50%RB/100%RB,10MHz,QPSK/16QAM); Frequency: 1732.5 MHz
Medium parameters used (interpolated): f = 1732.5 MHz; σ = 1.39 mho/m; ε_r = 38.9; ρ = 1000 kg/m^3
Phantom section: Left Section

DASY5 Configuration:

- Probe: EX3DV4 - SN3753; ConvF(8.25, 8.25, 8.25); Calibrated: 12/13/2010
- Sensor-Surface: 4mm (Mechanical Surface Detection)
- Electronics: DAE4 Sn1291; Calibrated: 10/10/2011
- Phantom: SAM2; Type: SAM; Serial: TP-1474
- Measurement SW: DASY5, V5.2 Build 157; SEMCAD X Version 14.0 Build 57

Configuration/Head/Area Scan (8x12x1): Measurement grid: dx=15mm, dy=15mm

Info: Interpolated medium parameters used for SAR evaluation.
Maximum value of SAR (measured) = 0.795 mW/g

Configuration/Head/Zoom Scan (7x7x7)/Cube 0: Measurement grid: dx=5mm, dy=5mm, dz=5mm
Reference Value = 8.65 V/m; Power Drift = 0.172 dB
Peak SAR (extrapolated) = 1.51 W/kg
SAR(1 g) = 0.887 mW/g; SAR(10 g) = 0.507 mW/g

Info: Interpolated medium parameters used for SAR evaluation.
Maximum value of SAR (measured) = 0.982 mW/g

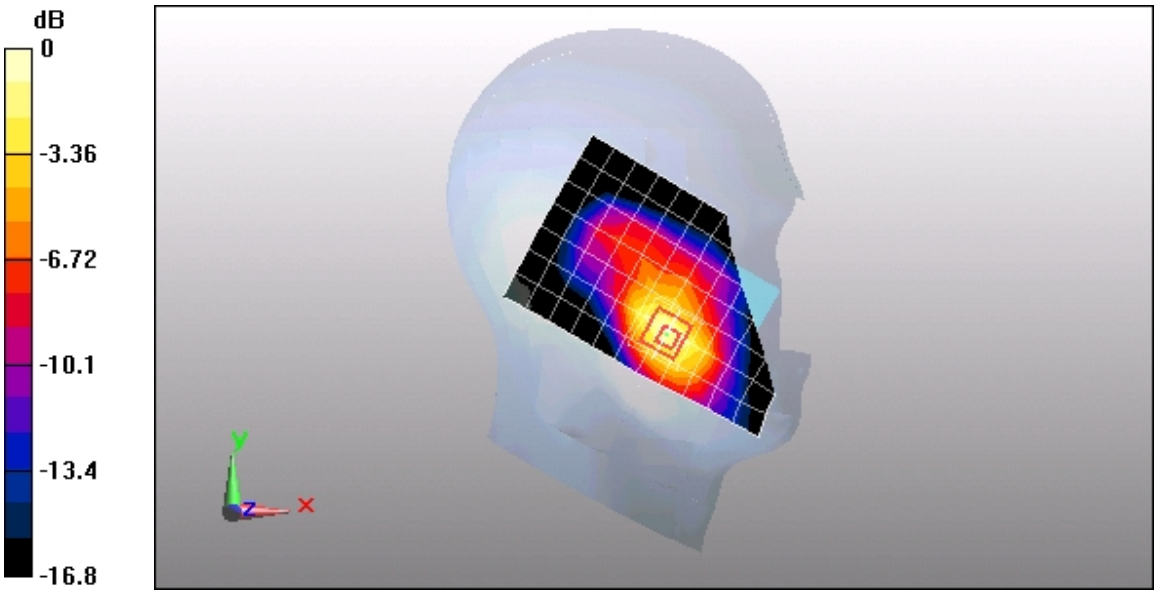

0 dB = 0.982mW/g

Date/Time: 11/21/2011 14:55:50, Date/Time: 11/21/2011 15:03:59, Date/Time: 11/21/2011 15:16:59

Test Laboratory: HUAWEI SAR Lab

M920 LTE Band IV 10M 16QAM 50%RB#13 20175CH Left Hand Tilt 15 degree

DUT: M920; Type: Mobile Phone ; Serial: B7PIEB1191400041

Communication System: LTE-FDD(SC-FDMA,1RB/50%RB/100%RB,10MHz,QPSK/16QAM); Frequency: 1732.5 MHz
Medium parameters used (interpolated): f = 1732.5 MHz; σ = 1.39 mho/m; ε_r = 38.9; ρ = 1000 kg/m^3
Phantom section: Left Section

DASY5 Configuration:

- Probe: EX3DV4 - SN3753; ConvF(8.25, 8.25, 8.25); Calibrated: 12/13/2010
- Sensor-Surface: 4mm (Mechanical Surface Detection)
- Electronics: DAE4 Sn1291; Calibrated: 10/10/2011
- Phantom: SAM2; Type: SAM; Serial: TP-1474
- Measurement SW: DASY5, V5.2 Build 157; SEMCAD X Version 14.0 Build 57

Configuration/Head/Area Scan (8x12x1): Measurement grid: dx=15mm, dy=15mm

Info: Interpolated medium parameters used for SAR evaluation.
Maximum value of SAR (measured) = 0.173 mW/g

Configuration/Head/Zoom Scan (7x7x7)/Cube 0: Measurement grid: dx=5mm, dy=5mm, dz=5mm
Reference Value = 10.4 V/m; Power Drift = -0.043 dB
Peak SAR (extrapolated) = 0.282 W/kg
SAR(1 g) = 0.179 mW/g; SAR(10 g) = 0.108 mW/g

Info: Interpolated medium parameters used for SAR evaluation.
Maximum value of SAR (measured) = 0.205 mW/g

Configuration/Head/Zoom Scan (7x7x7)/Cube 1: Measurement grid: dx=5mm, dy=5mm, dz=5mm
Reference Value = 10.4 V/m; Power Drift = -0.043 dB
Peak SAR (extrapolated) = 0.519 W/kg
SAR(1 g) = 0.220 mW/g; SAR(10 g) = 0.133 mW/g

Info: Interpolated medium parameters used for SAR evaluation.
Maximum value of SAR (measured) = 0.503 mW/g

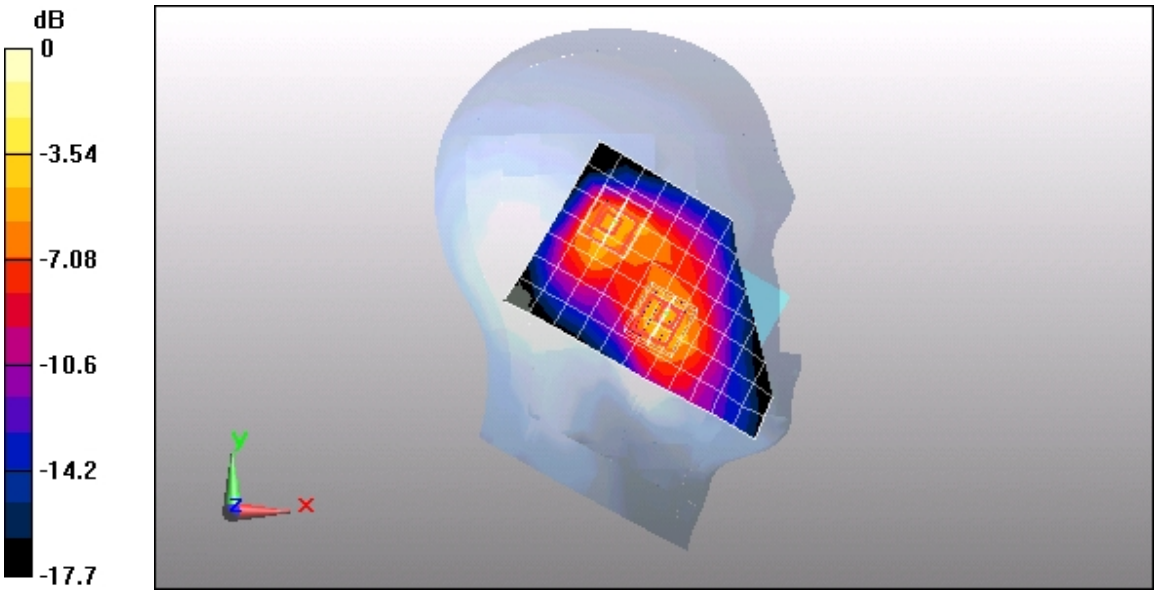

0 dB = 0.503mW/g

Date/Time: 11/21/2011 17:54:45, Date/Time: 11/21/2011 18:02:53

Test Laboratory: HUAWEI SAR Lab

M920 LTE Band IV 10M 16QAM 50%RB#13 20175CH Right Hand Touched Cheek

DUT: M920; Type: Mobile Phone ; Serial: B7PIEB1191400041

Communication System: LTE-FDD(SC-FDMA,1RB/50%RB/100%RB,10MHz,QPSK/16QAM); Frequency: 1732.5 MHz
Medium parameters used (interpolated): f = 1732.5 MHz; σ = 1.39 mho/m; ε_r = 38.9; ρ = 1000 kg/m^3
Phantom section: Right Section

DASY5 Configuration:

- Probe: EX3DV4 - SN3753; ConvF(8.25, 8.25, 8.25); Calibrated: 12/13/2010
- Sensor-Surface: 4mm (Mechanical Surface Detection)
- Electronics: DAE4 Sn1291; Calibrated: 10/10/2011
- Phantom: SAM2; Type: SAM; Serial: TP-1474
- Measurement SW: DASY5, V5.2 Build 157; SEMCAD X Version 14.0 Build 57

Configuration/Head/Area Scan (8x12x1): Measurement grid: dx=15mm, dy=15mm

Info: Interpolated medium parameters used for SAR evaluation.
Maximum value of SAR (measured) = 0.520 mW/g

Configuration/Head/Zoom Scan (7x7x7)/Cube 0: Measurement grid: dx=5mm, dy=5mm, dz=5mm
Reference Value = 8.48 V/m; Power Drift = 0.086 dB
Peak SAR (extrapolated) = 0.752 W/kg
SAR(1 g) = 0.495 mW/g; SAR(10 g) = 0.306 mW/g

Info: Interpolated medium parameters used for SAR evaluation.
Maximum value of SAR (measured) = 0.540 mW/g

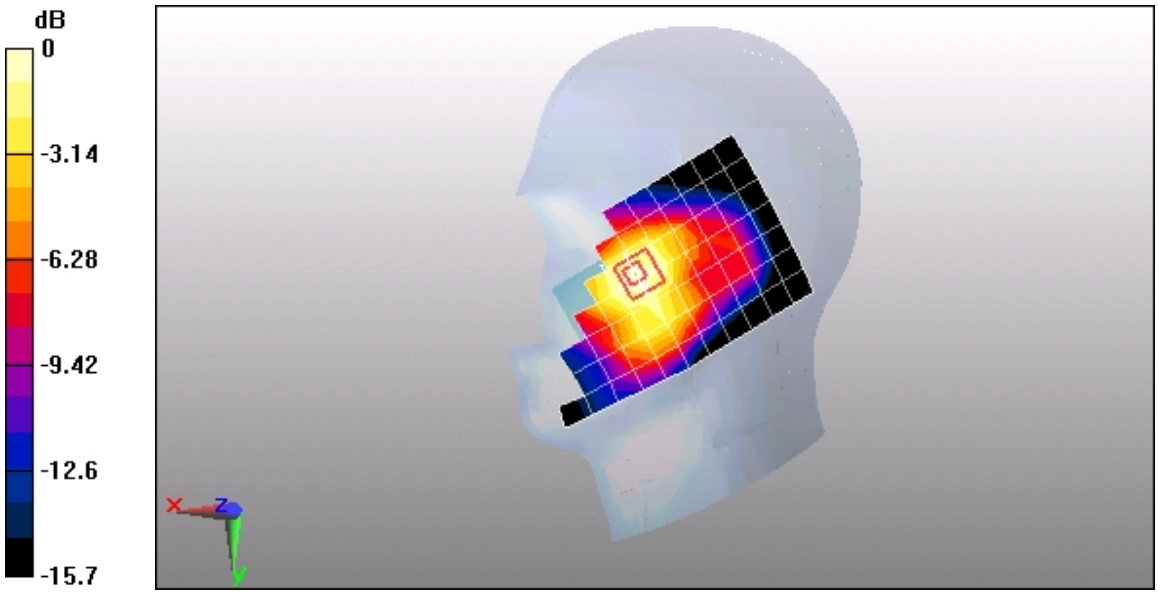

0 dB = 0.540mW/g

Date/Time: 11/21/2011 20:18:31, Date/Time: 11/21/2011 20:26:39

Test Laboratory: HUAWEI SAR Lab

M920 LTE Band IV 10M 16QAM 50%RB#13 20175CH Right Hand Tilt 15 degree

DUT: M920; Type: Mobile Phone ; Serial: B7PIEB1191400041

Communication System: LTE-FDD(SC-FDMA,1RB/50%RB/100%RB,10MHz,QPSK/16QAM); Frequency: 1732.5 MHz
Medium parameters used (interpolated): f = 1732.5 MHz; σ = 1.39 mho/m; ε_r = 38.9; ρ = 1000 kg/m^3
Phantom section: Right Section

DASY5 Configuration:

- Probe: EX3DV4 - SN3753; ConvF(8.25, 8.25, 8.25); Calibrated: 12/13/2010
- Sensor-Surface: 4mm (Mechanical Surface Detection)
- Electronics: DAE4 Sn1291; Calibrated: 10/10/2011
- Phantom: SAM2; Type: SAM; Serial: TP-1474
- Measurement SW: DASY5, V5.2 Build 157; SEMCAD X Version 14.0 Build 57

Configuration/Head/Area Scan (8x12x1): Measurement grid: dx=15mm, dy=15mm

Info: Interpolated medium parameters used for SAR evaluation.
Maximum value of SAR (measured) = 0.152 mW/g

Configuration/Head/Zoom Scan (7x7x7)/Cube 0: Measurement grid: dx=5mm, dy=5mm, dz=5mm
Reference Value = 10.1 V/m; Power Drift = 0.179 dB
Peak SAR (extrapolated) = 0.202 W/kg
SAR(1 g) = 0.129 mW/g; SAR(10 g) = 0.078 mW/g

Info: Interpolated medium parameters used for SAR evaluation.
Maximum value of SAR (measured) = 0.145 mW/g

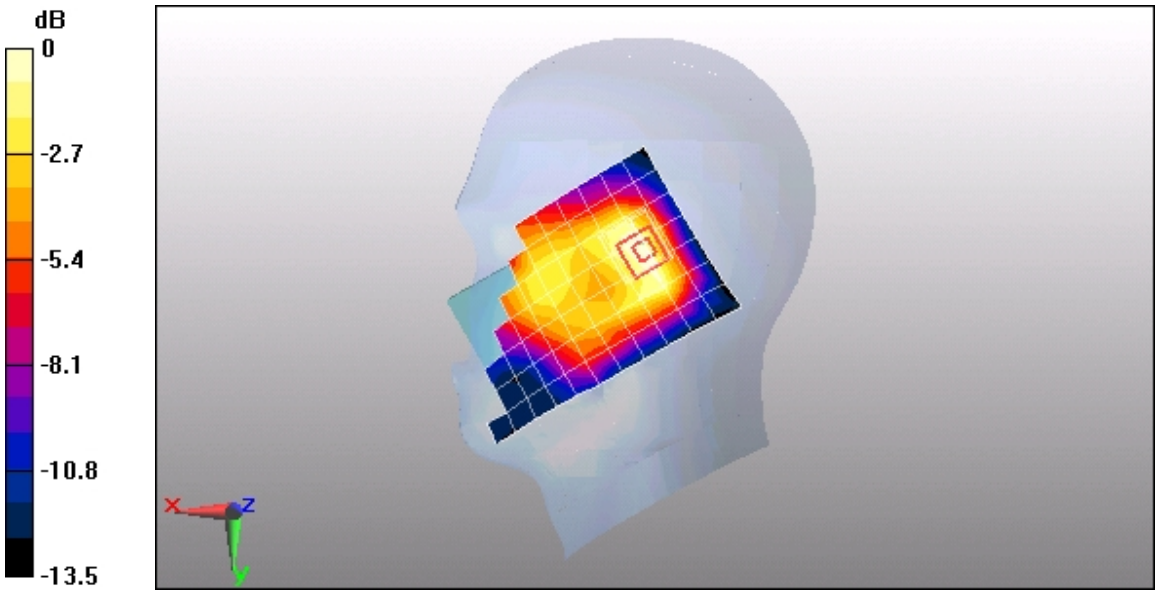

0 dB = 0.145mW/g

Date/Time: 11/22/2011 10:47:01, Date/Time: 11/22/2011 10:56:23

Test Laboratory: HUAWEI SAR Lab

M920 LTE Band IV 10M QPSK 1RB#49 20000CH Towards Ground 10mm

DUT: M920; Type: Mobile Phone ; Serial: B7PIEB1191400041

Communication System: LTE-FDD(SC-FDMA,1RB/50%RB/100%RB,10MHz,QPSK/16QAM); Frequency: 1715 MHz
Medium parameters used: f = 1715 MHz; σ = 1.5 mho/m; ε_r = 53.1; ρ = 1000 kg/m^3
Phantom section: Flat Section

DASY5 Configuration:

- Probe: EX3DV4 - SN3753; ConvF(7.48, 7.48, 7.48); Calibrated: 12/13/2010
- Sensor-Surface: 4mm (Mechanical Surface Detection)
- Electronics: DAE4 Sn1291; Calibrated: 10/10/2011
- Phantom: SAM1; Type: SAM; Serial: TP-1475
- Measurement SW: DASY5, V5.2 Build 157; SEMCAD X Version 14.0 Build 57

Configuration/Body/Area Scan (8x12x1): Measurement grid: dx=15mm, dy=15mm
Maximum value of SAR (measured) = 1.03 mW/g

Configuration/Body/Zoom Scan (7x7x7)/Cube 0: Measurement grid: dx=5mm, dy=5mm, dz=5mm
Reference Value = 15.2 V/m; Power Drift = -0.178 dB
Peak SAR (extrapolated) = 1.62 W/kg
SAR(1 g) = 1.03 mW/g; SAR(10 g) = 0.628 mW/g
Maximum value of SAR (measured) = 1.13 mW/g

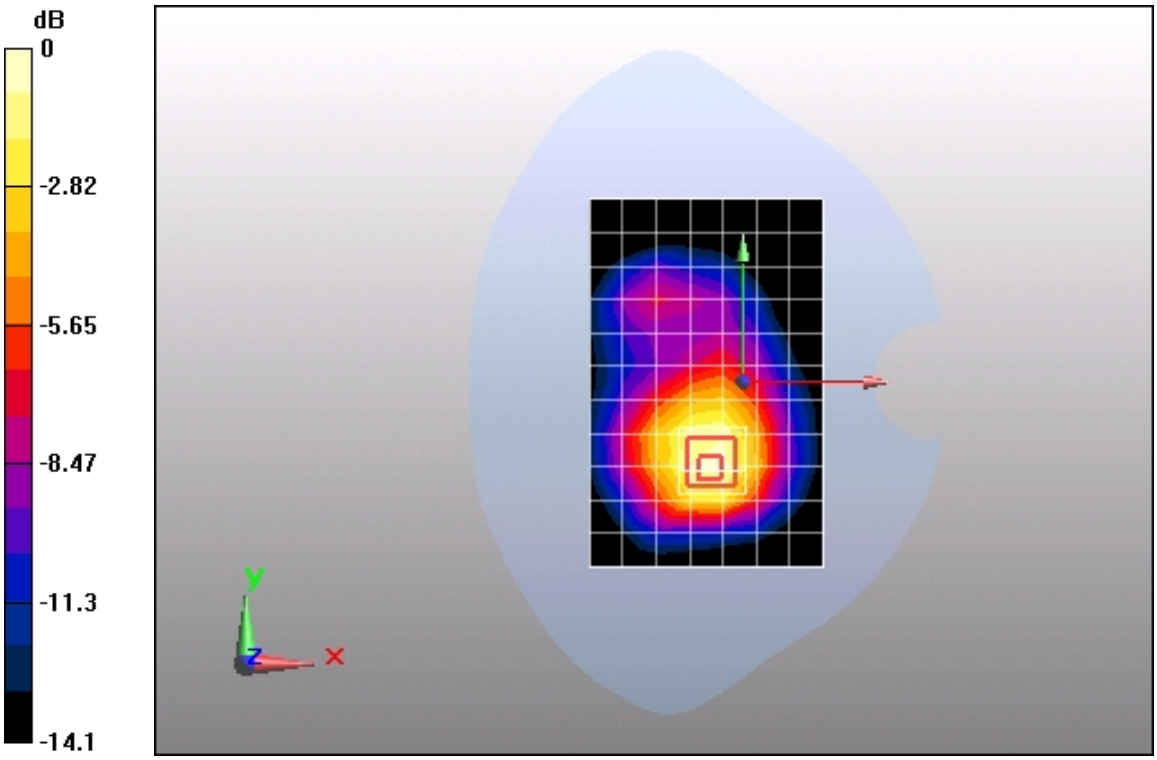
dB
0
-2.82
-5.65
-8.47
-11.3
-14.1
y
z
x

0 dB = 1.13mW/g

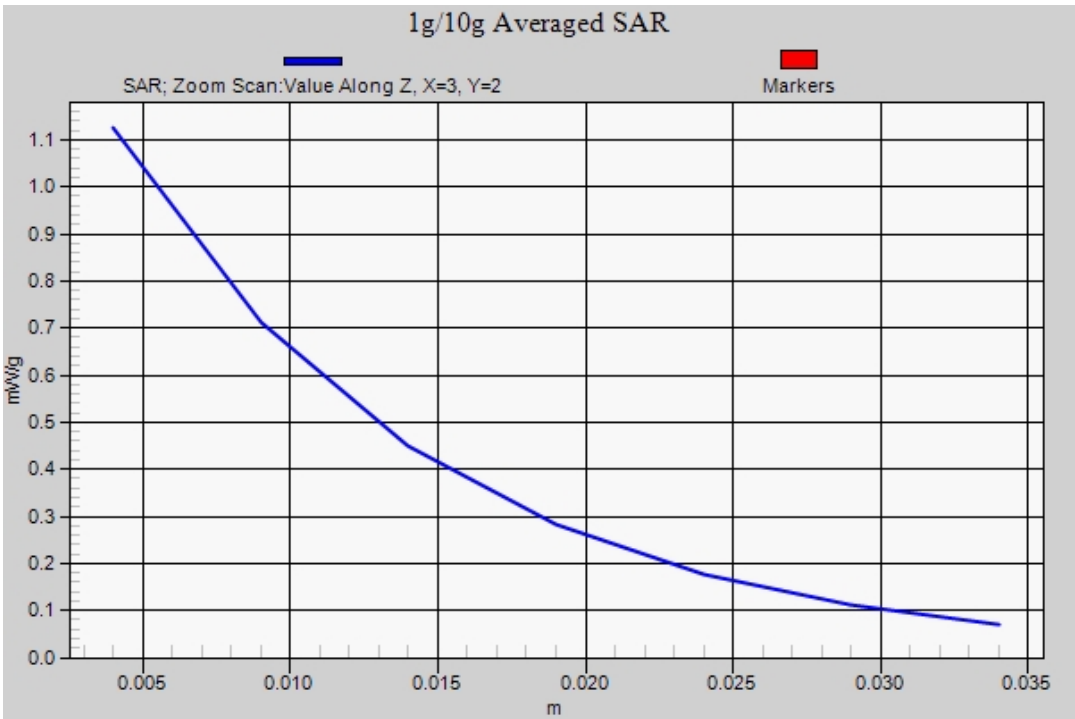
1g/10g Averaged SAR
SAR; Zoom Scan:Value Along Z, X=3, Y=2
Markers
mW/g
1.1
1.0
0.9
0.8
0.7
0.6
0.5
0.4
0.3
0.2
0.1
0.0
0.005
0.010
0.015
0.020
0.025
0.030
0.035
m

Date/Time: 11/21/2011 15:33:28, Date/Time: 11/21/2011 15:41:37

Test Laboratory: HUAWEI SAR Lab

M920 LTE Band IV 10M 16QAM 1RB#0 20350CH Left Hand Tilt 15 degree

DUT: M920; Type: Mobile Phone ; Serial: B7PIEB1191400041

Communication System: LTE-FDD(SC-FDMA,1RB/50%RB/100%RB,10MHz,QPSK/16QAM); Frequency: 1750 MHz
Medium parameters used: f = 1750 MHz; σ = 1.41 mho/m; ε_r = 38.7; ρ = 1000 kg/m^3
Phantom section: Left Section

DASY5 Configuration:

- Probe: EX3DV4 - SN3753; ConvF(8.25, 8.25, 8.25); Calibrated: 12/13/2010
- Sensor-Surface: 4mm (Mechanical Surface Detection)
- Electronics: DAE4 Sn1291; Calibrated: 10/10/2011
- Phantom: SAM2; Type: SAM; Serial: TP-1474
- Measurement SW: DASY5, V5.2 Build 157; SEMCAD X Version 14.0 Build 57

Configuration/Head/Area Scan (8x12x1): Measurement grid: dx=15mm, dy=15mm
Maximum value of SAR (measured) = 0.348 mW/g

Configuration/Head/Zoom Scan (7x7x7)/Cube 0: Measurement grid: dx=5mm, dy=5mm, dz=5mm
Reference Value = 11.7 V/m; Power Drift = -0.111 dB
Peak SAR (extrapolated) = 1.08 W/kg
SAR(1 g) = 0.304 mW/g; SAR(10 g) = 0.152 mW/g
Maximum value of SAR (measured) = 0.535 mW/g

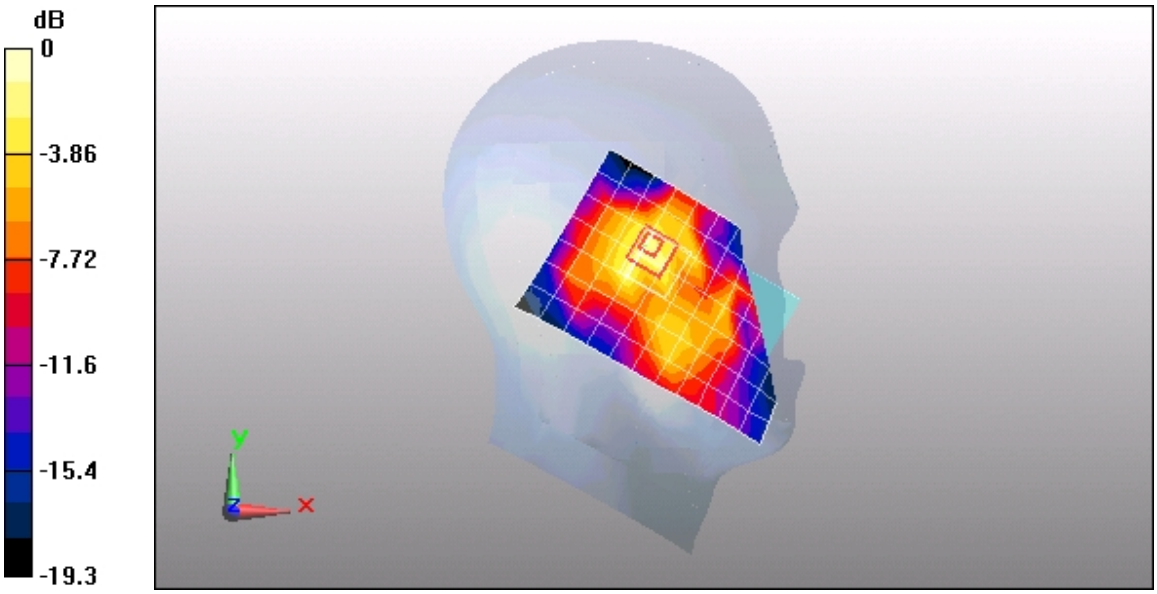

0 dB = 0.535mW/g

Date/Time: 11/21/2011 18:19:57, Date/Time: 11/21/2011 18:28:04

Test Laboratory: HUAWEI SAR Lab

M920 LTE Band IV 10M 16QAM 1RB#0 20350CH Right Hand Touched Cheek

DUT: M920; Type: Mobile Phone ; Serial: B7PIEB1191400041

Communication System: LTE-FDD(SC-FDMA,1RB/50%RB/100%RB,10MHz,QPSK/16QAM); Frequency: 1750 MHz
Medium parameters used: f = 1750 MHz; σ = 1.41 mho/m; ε_r = 38.7; ρ = 1000 kg/m^3
Phantom section: Right Section

DASY5 Configuration:

- Probe: EX3DV4 - SN3753; ConvF(8.25, 8.25, 8.25); Calibrated: 12/13/2010
- Sensor-Surface: 4mm (Mechanical Surface Detection)
- Electronics: DAE4 Sn1291; Calibrated: 10/10/2011
- Phantom: SAM2; Type: SAM; Serial: TP-1474
- Measurement SW: DASY5, V5.2 Build 157; SEMCAD X Version 14.0 Build 57

Configuration/Head/Area Scan (8x12x1): Measurement grid: dx=15mm, dy=15mm
Maximum value of SAR (measured) = 0.638 mW/g

Configuration/Head/Zoom Scan (7x7x7)/Cube 0: Measurement grid: dx=5mm, dy=5mm, dz=5mm
Reference Value = 9.01 V/m; Power Drift = -0.146 dB
Peak SAR (extrapolated) = 0.931 W/kg
SAR(1 g) = 0.600 mW/g; SAR(10 g) = 0.365 mW/g
Maximum value of SAR (measured) = 0.654 mW/g

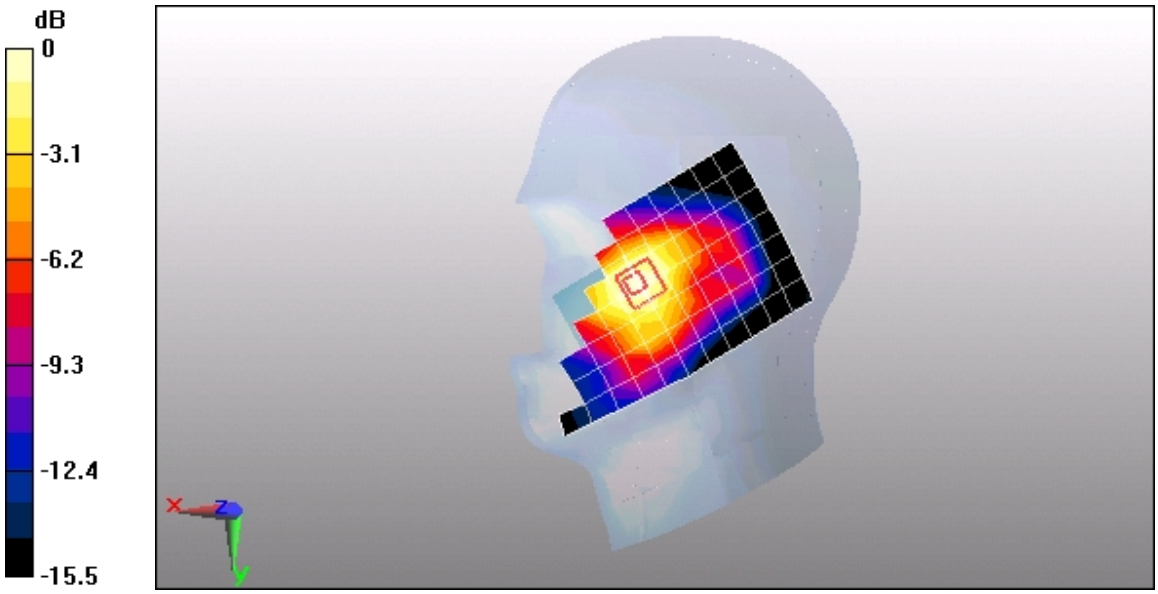

0 dB = 0.654mW/g