Appendix B

Detailed Test Results

1. GSM
GSM850
GSM1900
2. WCDMA
WCDMA Band V
WCDMA Band IV
WCDMA Band II
3. LTE
LTE Band 4
LTE Band 7
LTE Band 38
4. WIFI
WIFI 2.4G
BT
WIFI 5G

Date: 2019-03-11

Test Laboratory: SGS-SAR Lab

MAR-LX1A GSM 850 GSM 190CH Right cheek Ant1

DUT: MAR-LX1A; Type: Smart Phone; Serial: L2NDU19220000016

Communication System: UID 0, GSM Only Communication System (0); Frequency: 836.6 MHz;Duty Cycle: 1:8.30042

Medium: HSL835;Medium parameters used: f = 837 MHz; σ = 0.897 S/m; ε_r = 41.911; ρ = 1000 kg/m^3
Phantom section: Right Section

DASY 5 Configuration:

- Probe: EX3DV4 - SN3923; ConvF(10.37, 10.37, 10.37); Calibrated: 2018-09-30;
- Sensor-Surface: 1.4mm (Mechanical Surface Detection), z = -2.0, 31.0
- Electronics: DAE4 Sn1428; Calibrated: 2019-01-11
- Phantom: SAM 4; Type: SAM; Serial: 1640
- DASY52 52.8.8(1222); SEMCAD X 14.6.10(7331)

Configuration/Head/Area Scan (8x13x1): Measurement grid: dx=15mm, dy=15mm
Maximum value of SAR (measured) = 0.0769 W/kg

Configuration/Head/Zoom Scan (5x5x7)/Cube 0: Measurement grid: dx=8mm, dy=8mm, dz=5mm
Reference Value = 4.342 V/m; Power Drift = 0.06 dB
Peak SAR (extrapolated) = 0.0900 W/kg
SAR(1 g) = 0.063 W/kg; SAR(10 g) = 0.047 W/kg
Maximum value of SAR (measured) = 0.0785 W/kg



0 dB = 0.0785 W/kg = -11.05 dBW/kg

Date: 2019-03-12

Test Laboratory: SGS-SAR Lab

MAR-LX1A GSM 850 GSM 190CH Back side 15mm Ant1

DUT: MAR-LX1A; Type: Smart Phone; Serial: L2NDU19220000029

Communication System: UID 0, GSM Only Communication System (0); Frequency: 836.6 MHz;Duty Cycle: 1:8.30042

Medium: MSL835;Medium parameters used: f = 837 MHz; σ = 1.013 S/m; ε_r = 57.423; ρ = 1000 kg/m^3
Phantom section: Flat Section

DASY 5 Configuration:

- Probe: ES3DV3 - SN3121; ConvF(6.31, 6.31, 6.31); Calibrated: 2019-02-25;
- Sensor-Surface: 3mm (Mechanical Surface Detection), z = -1.0, 32.0
- Electronics: DAE4 Sn896; Calibrated: 2018-11-08
- Phantom: SAM 2; Type: SAM; Serial: 1913
- DASY52 52.8.8(1222); SEMCAD X 14.6.10(7331)

Configuration/Body/Area Scan (8x13x1): Measurement grid: dx=15mm, dy=15mm
Maximum value of SAR (measured) = 0.298 W/kg

Configuration/Body/Zoom Scan (5x5x7)/Cube 0: Measurement grid: dx=8mm, dy=8mm, dz=5mm
Reference Value = 10.03 V/m; Power Drift = -0.07 dB
Peak SAR (extrapolated) = 0.418 W/kg
SAR(1 g) = 0.258 W/kg; SAR(10 g) = 0.164 W/kg
Maximum value of SAR (measured) = 0.299 W/kg

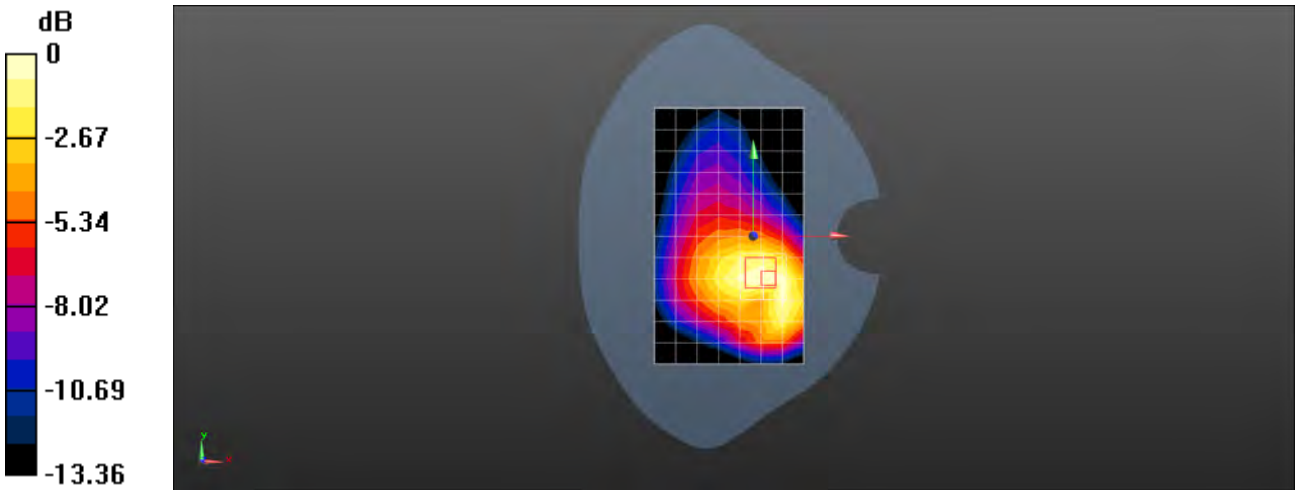

0 dB = 0.299 W/kg = -5.24 dBW/kg

Date: 2019-03-12

Test Laboratory: SGS-SAR Lab

MAR-LX1A GSM 850 GPRS 4TS 190CH Back side 10mm Ant1

DUT: MAR-LX1A; Type: Smart Phone; Serial: L2NDU19220000029

Communication System: UID 0, GPRS/EGPRS Mode(4up) Communication System (0); Frequency: 836.6 MHz;Duty Cycle: 1:2.0797

Medium: MSL835;Medium parameters used: f = 837 MHz; σ = 1.013 S/m; ε_r = 57.423; ρ = 1000 kg/m^3
Phantom section: Flat Section

DASY 5 Configuration:

- Probe: ES3DV3 - SN3121; ConvF(6.31, 6.31, 6.31); Calibrated: 2019-02-25;
- Sensor-Surface: 3mm (Mechanical Surface Detection), z = -1.0, 32.0
- Electronics: DAE4 Sn896; Calibrated: 2018-11-08
- Phantom: SAM 2; Type: SAM; Serial: 1913
- DASY52 52.8.8(1222); SEMCAD X 14.6.10(7331)

Configuration/Body/Area Scan (8x13x1): Measurement grid: dx=15mm, dy=15mm
Maximum value of SAR (measured) = 0.550 W/kg

Configuration/Body/Zoom Scan (5x5x7)/Cube 0: Measurement grid: dx=8mm, dy=8mm, dz=5mm
Reference Value = 10.39 V/m; Power Drift = -0.03 dB
Peak SAR (extrapolated) = 0.852 W/kg
SAR(1 g) = 0.465 W/kg; SAR(10 g) = 0.267 W/kg
Maximum value of SAR (measured) = 0.571 W/kg

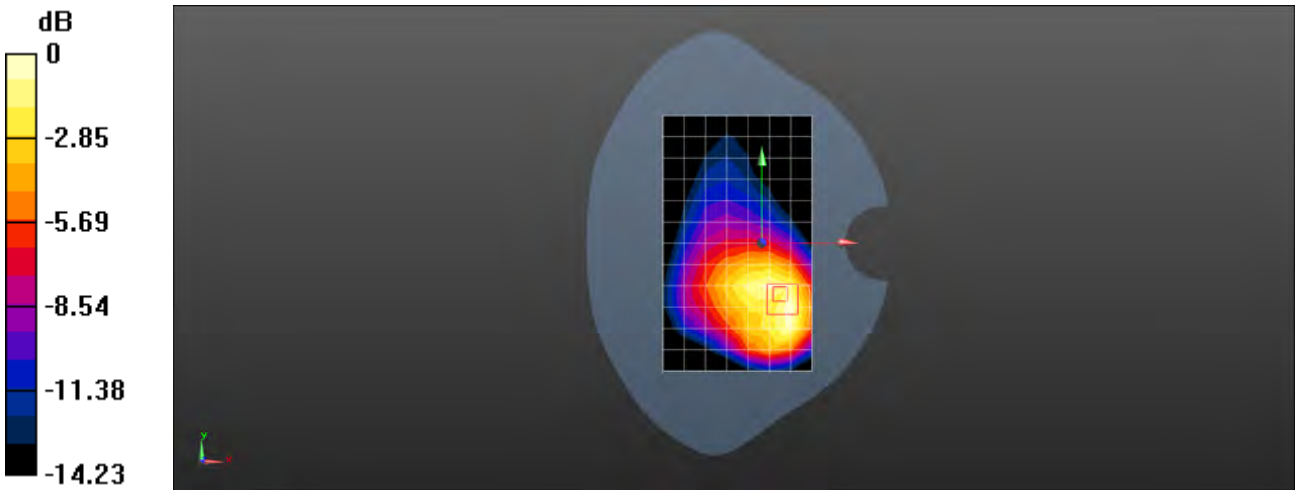

0 dB = 0.571 W/kg = -2.43 dBW/kg

Date: 2019-03-11

Test Laboratory: SGS-SAR Lab

MAR-LX1A GSM 850 GSM 190CH Left cheek Ant2

DUT: MAR-LX1A; Type: Smart Phone; Serial: L2NDU19220000016

Communication System: UID 0, GSM Only Communication System (0); Frequency: 836.6 MHz;Duty Cycle: 1:8.30042

Medium: HSL835;Medium parameters used: f = 837 MHz; σ = 0.897 S/m; ε_r = 41.911; ρ = 1000 kg/m^3
Phantom section: Left Section

DASY 5 Configuration:

- Probe: EX3DV4 - SN3923; ConvF(10.37, 10.37, 10.37); Calibrated: 2018-09-30;
- Sensor-Surface: 1.4mm (Mechanical Surface Detection), z = -2.0, 31.0
- Electronics: DAE4 Sn1428; Calibrated: 2019-01-11
- Phantom: SAM 4; Type: SAM; Serial: 1640
- DASY52 52.8.8(1222); SEMCAD X 14.6.10(7331)

Configuration/Head/Area Scan (8x13x1): Measurement grid: dx=15mm, dy=15mm
Maximum value of SAR (measured) = 0.578 W/kg

Configuration/Head/Zoom Scan (5x5x7)/Cube 0: Measurement grid: dx=8mm, dy=8mm, dz=5mm
Reference Value = 21.12 V/m; Power Drift = -0.01 dB
Peak SAR (extrapolated) = 1.07 W/kg
SAR(1 g) = 0.405 W/kg; SAR(10 g) = 0.210 W/kg
Maximum value of SAR (measured) = 0.804 W/kg

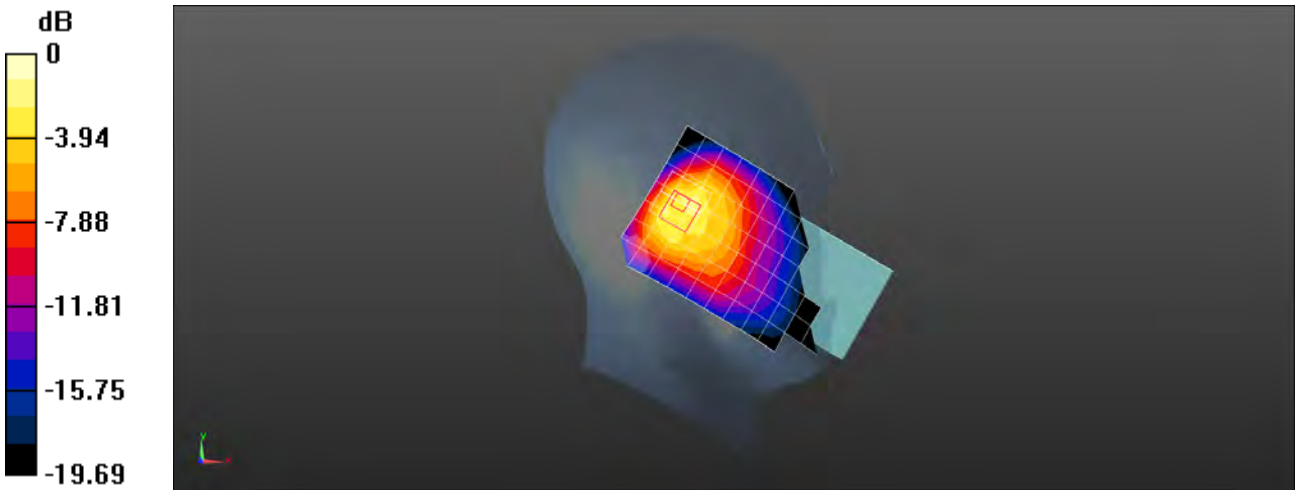

0 dB = 0.804 W/kg = -0.95 dBW/kg

Date: 2019-03-12

Test Laboratory: SGS-SAR Lab

MAR-LX1A GSM 850 GPRS 4TS 190CH Back side 15mm Ant2

DUT: MAR-LX1A; Type: Smart Phone; Serial: L2NDU19220000029

Communication System: UID 0, GPRS/EGPRS Mode(4up) Communication System (0); Frequency: 836.6 MHz;Duty Cycle: 1:2.0797

Medium: MSL835;Medium parameters used: f = 837 MHz; σ = 1.013 S/m; ε_r = 57.423; ρ = 1000 kg/m^3
Phantom section: Flat Section

DASY 5 Configuration:

- Probe: ES3DV3 - SN3121; ConvF(6.31, 6.31, 6.31); Calibrated: 2019-02-25;
- Sensor-Surface: 3mm (Mechanical Surface Detection), z = -1.0, 32.0
- Electronics: DAE4 Sn896; Calibrated: 2018-11-08
- Phantom: SAM 2; Type: SAM; Serial: 1913
- DASY52 52.8.8(1222); SEMCAD X 14.6.10(7331)

Configuration/Body/Area Scan (8x13x1): Measurement grid: dx=15mm, dy=15mm
Maximum value of SAR (measured) = 0.244 W/kg

Configuration/Body/Zoom Scan (5x5x7)/Cube 0: Measurement grid: dx=8mm, dy=8mm, dz=5mm
Reference Value = 14.33 V/m; Power Drift = -0.02 dB
Peak SAR (extrapolated) = 0.294 W/kg
SAR(1 g) = 0.222 W/kg; SAR(10 g) = 0.166 W/kg
Maximum value of SAR (measured) = 0.246 W/kg

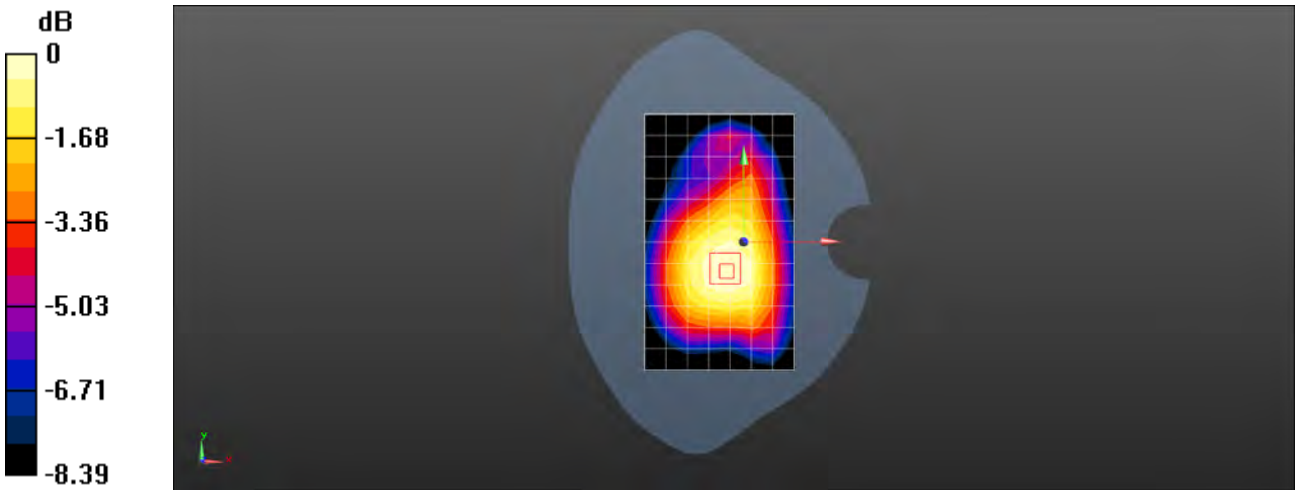

0 dB = 0.246 W/kg = -6.09 dBW/kg

Date: 2019-03-12

Test Laboratory: SGS-SAR Lab

MAR-LX1A GSM 850 GPRS 4TS 190CH Left side 10mm Ant2

DUT: MAR-LX1A; Type: Smart Phone; Serial: L2NDU19220000029

Communication System: UID 0, GPRS/EGPRS Mode(4up) Communication System (0); Frequency: 836.6 MHz;Duty Cycle: 1:2.0797

Medium: MSL835;Medium parameters used: f = 837 MHz; σ = 1.013 S/m; ε_r = 57.423; ρ = 1000 kg/m^3
Phantom section: Flat Section

DASY 5 Configuration:

- Probe: ES3DV3 - SN3121; ConvF(6.31, 6.31, 6.31); Calibrated: 2019-02-25;
- Sensor-Surface: 3mm (Mechanical Surface Detection), z = -1.0, 32.0
- Electronics: DAE4 Sn896; Calibrated: 2018-11-08
- Phantom: SAM 2; Type: SAM; Serial: 1913
- DASY52 52.8.8(1222); SEMCAD X 14.6.10(7331)

Configuration/Body/Area Scan (5x13x1): Measurement grid: dx=15mm, dy=15mm
Maximum value of SAR (measured) = 0.363 W/kg

Configuration/Body/Zoom Scan (5x5x7)/Cube 0: Measurement grid: dx=8mm, dy=8mm, dz=5mm
Reference Value = 15.11 V/m; Power Drift = 0.04 dB
Peak SAR (extrapolated) = 0.463 W/kg
SAR(1 g) = 0.315 W/kg; SAR(10 g) = 0.212 W/kg
Maximum value of SAR (measured) = 0.370 W/kg

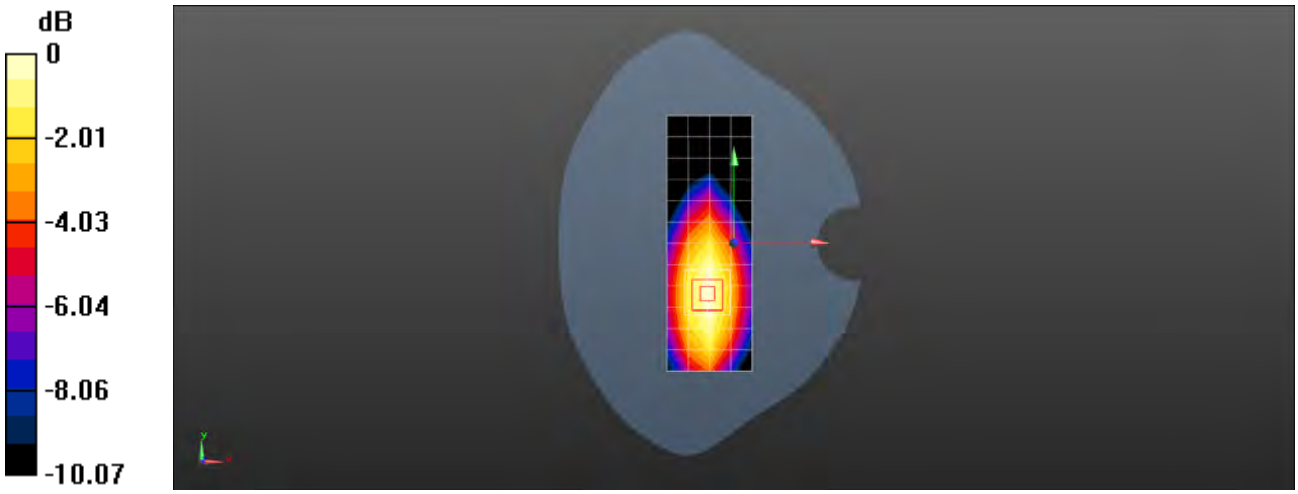

0 dB = 0.370 W/kg = -4.32 dBW/kg

Date: 2019-03-08

Test Laboratory: SGS-SAR Lab

MAR-LX1A GSM 1900 GSM 661CH Left cheek Ant1

DUT: MAR-LX1A; Type: Smart Phone; Serial: L2NDU19220000029

Communication System: UID 0, GSM Only Communication System (0); Frequency: 1880 MHz;Duty Cycle: 1:8.30042

Medium: HSL1900;Medium parameters used: f = 1880 MHz; σ = 1.349 S/m; ε_r = 40.269; ρ = 1000 kg/m^3
Phantom section: Left Section

DASY 5 Configuration:

- Probe: ES3DV3 - SN3121; ConvF(5.08, 5.08, 5.08); Calibrated: 2019-02-25;
- Sensor-Surface: 3mm (Mechanical Surface Detection), z = -1.0, 32.0
- Electronics: DAE4 Sn896; Calibrated: 2018-11-08
- Phantom: SAM 2; Type: SAM; Serial: 1913
- DASY52 52.8.8(1222); SEMCAD X 14.6.10(7331)

Configuration/Head/Area Scan (8x13x1): Measurement grid: dx=15mm, dy=15mm
Maximum value of SAR (measured) = 0.120 W/kg

Configuration/Head/Zoom Scan (5x5x7)/Cube 0: Measurement grid: dx=8mm, dy=8mm, dz=5mm
Reference Value = 3.191 V/m; Power Drift = 0.15 dB
Peak SAR (extrapolated) = 0.172 W/kg
SAR(1 g) = 0.111 W/kg; SAR(10 g) = 0.072 W/kg
Maximum value of SAR (measured) = 0.132 W/kg

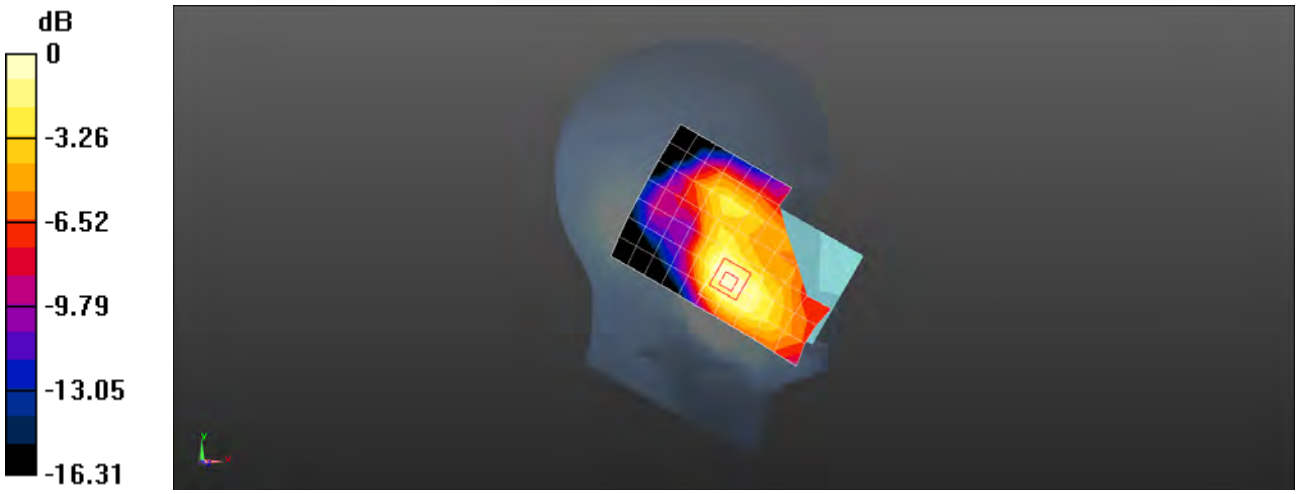

0 dB = 0.132 W/kg = -8.79 dBW/kg

Date: 2019-03-11

Test Laboratory: SGS-SAR Lab

MAR-LX1A GSM 1900 GSM 661CH Back side 15mm Ant1

DUT: MAR-LX1A; Type: Smart Phone; Serial: L2NDU19220000029

Communication System: UID 0, GSM Only Communication System (0); Frequency: 1880 MHz;Duty Cycle: 1:8.30042

Medium: MSL1900;Medium parameters used: f = 1880 MHz; σ = 1.503 S/m; ε_r = 53.465; ρ = 1000 kg/m^3
Phantom section: Flat Section

DASY 5 Configuration:

- Probe: ES3DV3 - SN3121; ConvF(4.85, 4.85, 4.85); Calibrated: 2019-02-25;
- Sensor-Surface: 3mm (Mechanical Surface Detection), z = -1.0, 32.0
- Electronics: DAE4 Sn896; Calibrated: 2018-11-08
- Phantom: SAM 2; Type: SAM; Serial: 1913
- DASY52 52.8.8(1222); SEMCAD X 14.6.10(7331)

Configuration/Body/Area Scan (8x13x1): Measurement grid: dx=15mm, dy=15mm
Maximum value of SAR (measured) = 0.186 W/kg

Configuration/Body/Zoom Scan (5x5x7)/Cube 0: Measurement grid: dx=8mm, dy=8mm, dz=5mm
Reference Value = 6.716 V/m; Power Drift = 0.05 dB
Peak SAR (extrapolated) = 0.243 W/kg
SAR(1 g) = 0.162 W/kg; SAR(10 g) = 0.106 W/kg
Maximum value of SAR (measured) = 0.187 W/kg

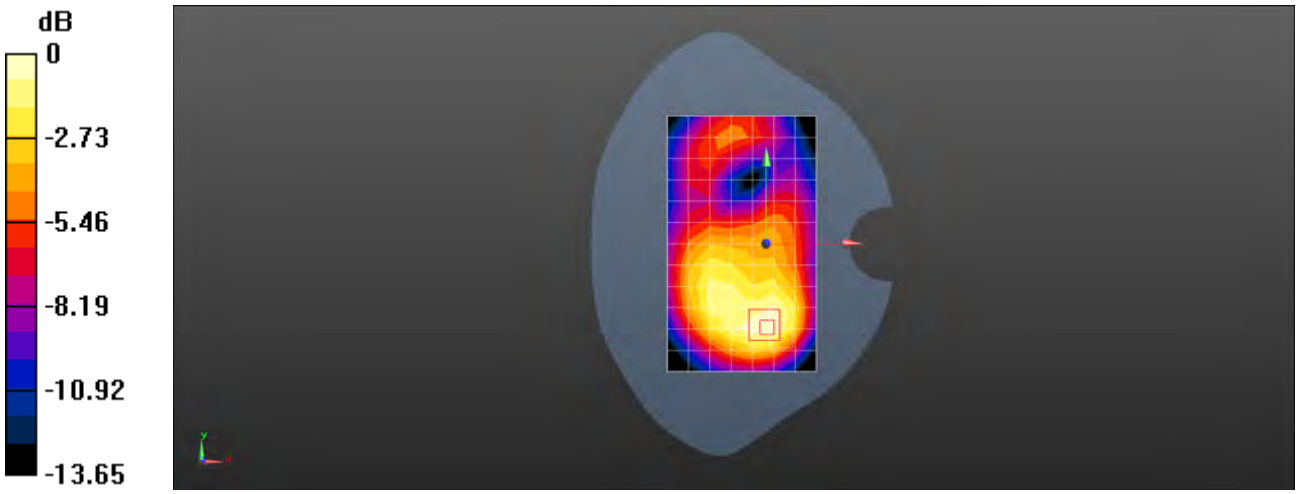

0 dB = 0.187 W/kg = -7.28 dBW/kg

Date: 2019-03-11

Test Laboratory: SGS-SAR Lab

MAR-LX1A GSM 1900 GPRS 4TS 661CH Bottom side 10mm Ant1

DUT: MAR-LX1A; Type: Smart Phone; Serial: L2NDU19220000029

Communication System: UID 0, GPRS/EGPRS Mode(4up) Communication System (0); Frequency: 1880 MHz;Duty Cycle: 1:2.0797

Medium: MSL1900;Medium parameters used: f = 1880 MHz; σ = 1.503 S/m; ε_r = 53.465; ρ = 1000 kg/m^3
Phantom section: Flat Section

DASY 5 Configuration:

- Probe: ES3DV3 - SN3121; ConvF(4.85, 4.85, 4.85); Calibrated: 2019-02-25;
- Sensor-Surface: 3mm (Mechanical Surface Detection), z = -1.0, 32.0
- Electronics: DAE4 Sn896; Calibrated: 2018-11-08
- Phantom: SAM 2; Type: SAM; Serial: 1913
- DASY52 52.8.8(1222); SEMCAD X 14.6.10(7331)

Configuration/Body/Area Scan (5x7x1): Measurement grid: dx=15mm, dy=15mm
Maximum value of SAR (measured) = 0.408 W/kg

Configuration/Body/Zoom Scan (5x5x7)/Cube 0: Measurement grid: dx=8mm, dy=8mm, dz=5mm
Reference Value = 15.59 V/m; Power Drift = 0.04 dB
Peak SAR (extrapolated) = 0.700 W/kg
SAR(1 g) = 0.429 W/kg; SAR(10 g) = 0.249 W/kg
Maximum value of SAR (measured) = 0.517 W/kg

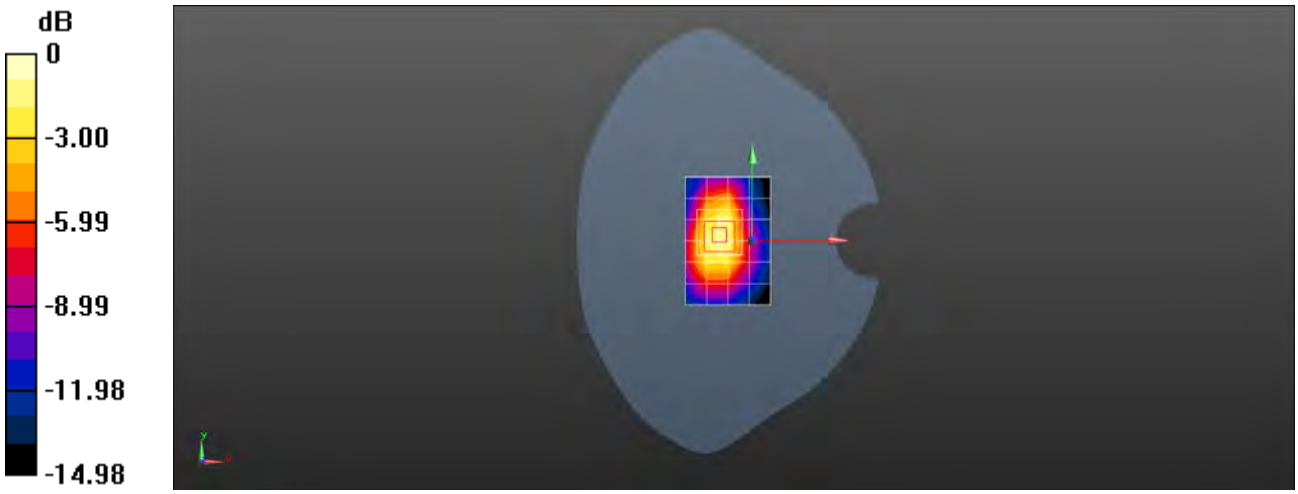

0 dB = 0.517 W/kg = -2.87 dBW/kg

Date: 2019-03-08

Test Laboratory: SGS-SAR Lab

MAR-LX1A GSM 1900 GSM 661CH Right cheek Ant2

DUT: MAR-LX1A; Type: Smart Phone; Serial: L2NDU19220000029

Communication System: UID 0, GSM Only Communication System (0); Frequency: 1880 MHz;Duty Cycle: 1:8.30042

Medium: HSL1900;Medium parameters used: f = 1880 MHz; σ = 1.349 S/m; ε_r = 40.269; ρ = 1000 kg/m^3
Phantom section: Right Section

DASY 5 Configuration:

- Probe: ES3DV3 - SN3121; ConvF(5.08, 5.08, 5.08); Calibrated: 2019-02-25;
- Sensor-Surface: 3mm (Mechanical Surface Detection), z = -1.0, 32.0
- Electronics: DAE4 Sn896; Calibrated: 2018-11-08
- Phantom: SAM 2; Type: SAM; Serial: 1913
- DASY52 52.8.8(1222); SEMCAD X 14.6.10(7331)

Configuration/Head/Area Scan (8x13x1): Measurement grid: dx=15mm, dy=15mm
Maximum value of SAR (measured) = 0.289 W/kg

Configuration/Head/Zoom Scan (5x5x7)/Cube 0: Measurement grid: dx=8mm, dy=8mm, dz=5mm
Reference Value = 7.986 V/m; Power Drift = 0.03 dB
Peak SAR (extrapolated) = 0.398 W/kg
SAR(1 g) = 0.263 W/kg; SAR(10 g) = 0.165 W/kg
Maximum value of SAR (measured) = 0.298 W/kg



0 dB = 0.298 W/kg = -5.26 dBW/kg

Date: 2019-03-11

Test Laboratory: SGS-SAR Lab

MAR-LX1A GSM 1900 GPRS 4TS 661CH Back side 15mm Ant2

DUT: MAR-LX1A; Type: Smart Phone; Serial: L2NDU19220000029

Communication System: UID 0, GPRS/EGPRS Mode(4up) Communication System (0); Frequency: 1880 MHz;Duty Cycle: 1:2.0797

Medium: MSL1900;Medium parameters used: f = 1880 MHz; σ = 1.503 S/m; ε_r = 53.465; ρ = 1000 kg/m^3
Phantom section: Flat Section

DASY 5 Configuration:

- Probe: ES3DV3 - SN3121; ConvF(4.85, 4.85, 4.85); Calibrated: 2019-02-25;
- Sensor-Surface: 3mm (Mechanical Surface Detection), z = -1.0, 32.0
- Electronics: DAE4 Sn896; Calibrated: 2018-11-08
- Phantom: SAM 2; Type: SAM; Serial: 1913
- DASY52 52.8.8(1222); SEMCAD X 14.6.10(7331)

Configuration/Body/Area Scan (8x13x1): Measurement grid: dx=15mm, dy=15mm
Maximum value of SAR (measured) = 0.0202 W/kg

Configuration/Body/Zoom Scan (5x5x7)/Cube 0: Measurement grid: dx=8mm, dy=8mm, dz=5mm
Reference Value = 2.985 V/m; Power Drift = -0.17 dB
Peak SAR (extrapolated) = 0.0280 W/kg
SAR(1 g) = 0.019 W/kg; SAR(10 g) = 0.012 W/kg
Maximum value of SAR (measured) = 0.0216 W/kg

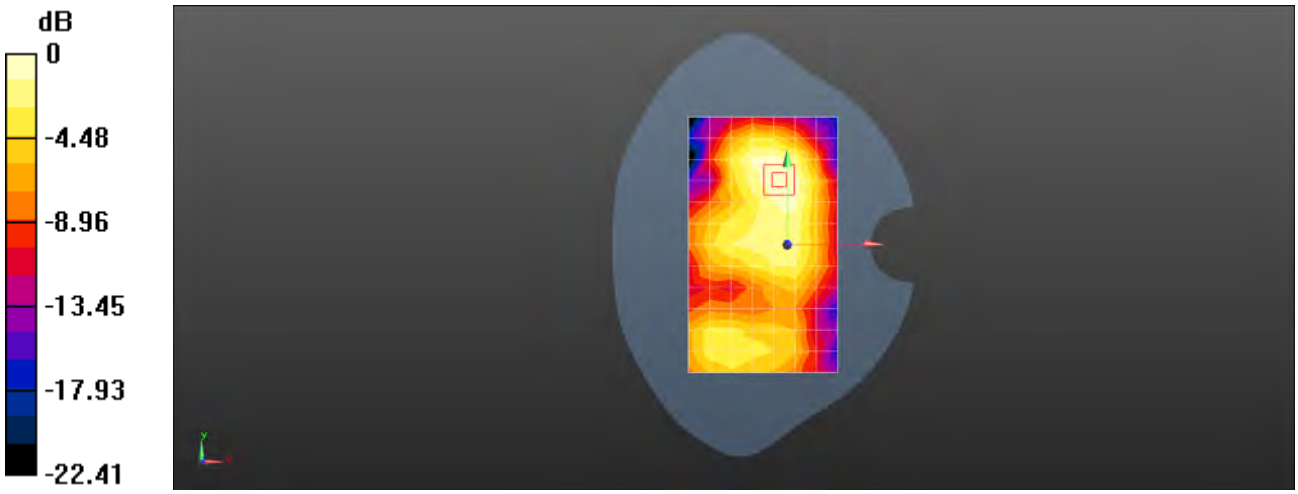

0 dB = 0.0216 W/kg = -16.66 dBW/kg

Date: 2019-03-11

Test Laboratory: SGS-SAR Lab

MAR-LX1A GSM 1900 GPRS 4TS 661CH Back side 10mm Ant2

DUT: MAR-LX1A; Type: Smart Phone; Serial: L2NDU19220000029

Communication System: UID 0, GPRS/EGPRS Mode(4up) Communication System (0); Frequency: 1880 MHz;Duty Cycle: 1:2.0797

Medium: MSL1900;Medium parameters used: f = 1880 MHz; σ = 1.503 S/m; ε_r = 53.465; ρ = 1000 kg/m^3
Phantom section: Flat Section

DASY 5 Configuration:

- Probe: ES3DV3 - SN3121; ConvF(4.85, 4.85, 4.85); Calibrated: 2019-02-25;
- Sensor-Surface: 3mm (Mechanical Surface Detection), z = -1.0, 32.0
- Electronics: DAE4 Sn896; Calibrated: 2018-11-08
- Phantom: SAM 2; Type: SAM; Serial: 1913
- DASY52 52.8.8(1222); SEMCAD X 14.6.10(7331)

Configuration/Body/Area Scan (8x13x1): Measurement grid: dx=15mm, dy=15mm
Maximum value of SAR (measured) = 0.0423 W/kg

Configuration/Body/Zoom Scan (5x5x7)/Cube 0: Measurement grid: dx=8mm, dy=8mm, dz=5mm
Reference Value = 3.736 V/m; Power Drift = 0.05 dB
Peak SAR (extrapolated) = 0.0580 W/kg
SAR(1 g) = 0.039 W/kg; SAR(10 g) = 0.025 W/kg
Maximum value of SAR (measured) = 0.0445 W/kg

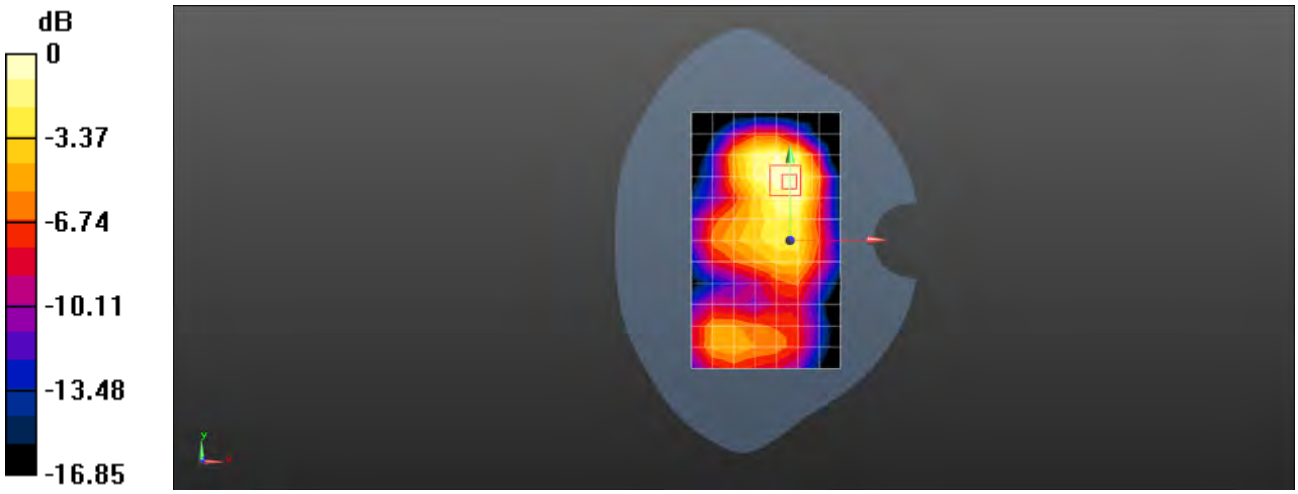

0 dB = 0.0445 W/kg = -13.52 dBW/kg

Date: 2019-03-11

Test Laboratory: SGS-SAR Lab

MAR-LX1A WCDMA Band V 4182CH Right cheek Ant1

DUT: MAR-LX1A; Type: Smart Phone; Serial: L2NDU19220000020

Communication System: UID 0, WCDMA (0); Frequency: 836.4 MHz;Duty Cycle: 1:1

Medium: HSL835;Medium parameters used (interpolated): f = 836.4 MHz; σ = 0.901 S/m; ε_r = 42.051; ρ = 1000 kg/m^3
Phantom section: Right Section

DASY 5 Configuration:

- Probe: EX3DV4 - SN3923; ConvF(10.37, 10.37, 10.37); Calibrated: 2018-09-30;
- Sensor-Surface: 1.4mm (Mechanical Surface Detection), z = -2.0, 31.0
- Electronics: DAE4 Sn1428; Calibrated: 2019-01-11
- Phantom: SAM 4; Type: SAM; Serial: 1640
- DASY52 52.8.8(1222); SEMCAD X 14.6.10(7331)

Configuration/Head/Area Scan (8x13x1): Measurement grid: dx=15mm, dy=15mm
Maximum value of SAR (measured) = 0.108 W/kg

Configuration/Head/Zoom Scan (5x5x7)/Cube 0: Measurement grid: dx=8mm, dy=8mm, dz=5mm
Reference Value = 6.394 V/m; Power Drift = 0.09 dB
Peak SAR (extrapolated) = 0.132 W/kg
SAR(1 g) = 0.083 W/kg; SAR(10 g) = 0.062 W/kg
Maximum value of SAR (measured) = 0.109 W/kg

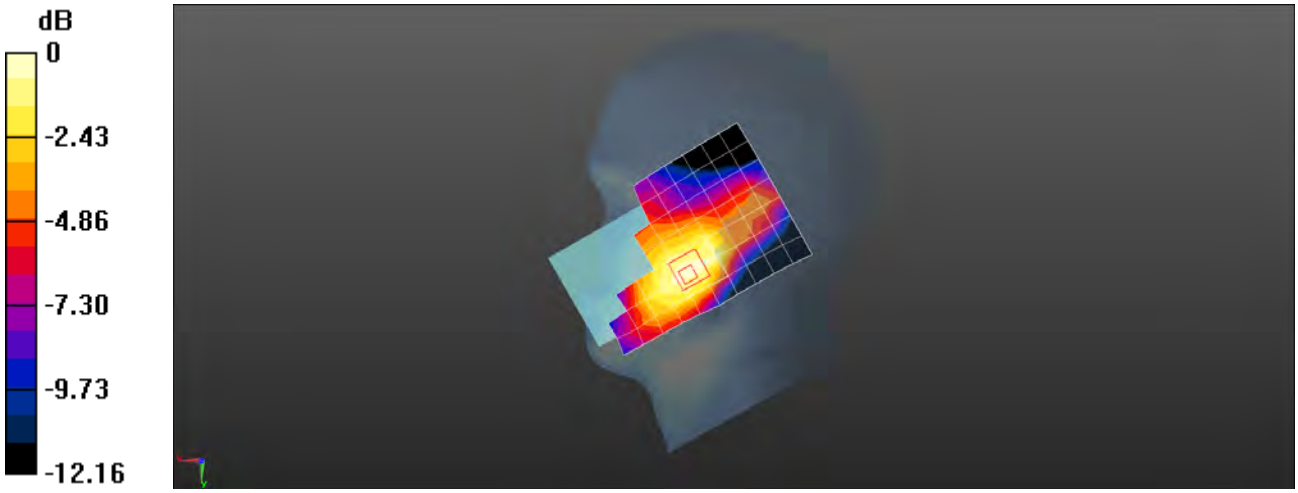

0 dB = 0.109 W/kg = -9.63 dBW/kg

Date: 2019-03-12

Test Laboratory: SGS-SAR Lab

MAR-LX1A WCDMA Band V 4182CH Back side 15mm Ant1

DUT: MAR-LX1A; Type: Smart Phone; Serial: L2NDU19220000029

Communication System: UID 0, WCDMA (0); Frequency: 836.4 MHz;Duty Cycle: 1:1

Medium: MSL835;Medium parameters used (interpolated): f = 836.4 MHz; σ = 1.013 S/m; ε_r = 57.426; ρ = 1000 kg/m^3
Phantom section: Flat Section

DASY 5 Configuration:

- Probe: ES3DV3 - SN3121; ConvF(6.31, 6.31, 6.31); Calibrated: 2019-02-25;
- Sensor-Surface: 3mm (Mechanical Surface Detection), z = -1.0, 32.0
- Electronics: DAE4 Sn896; Calibrated: 2018-11-08
- Phantom: SAM 2; Type: SAM; Serial: 1913
- DASY52 52.8.8(1222); SEMCAD X 14.6.10(7331)

Configuration/Body/Area Scan (8x13x1): Measurement grid: dx=15mm, dy=15mm
Maximum value of SAR (measured) = 0.375 W/kg

Configuration/Body/Zoom Scan (5x5x7)/Cube 0: Measurement grid: dx=8mm, dy=8mm, dz=5mm
Reference Value = 11.42 V/m; Power Drift = -0.01 dB
Peak SAR (extrapolated) = 0.511 W/kg
SAR(1 g) = 0.318 W/kg; SAR(10 g) = 0.202 W/kg
Maximum value of SAR (measured) = 0.374 W/kg

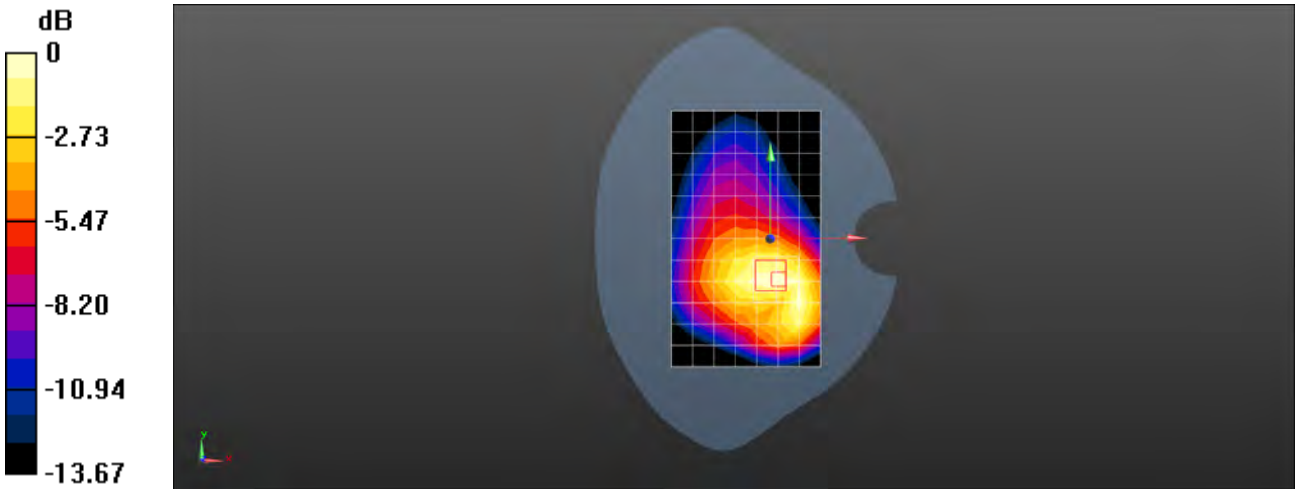

0 dB = 0.374 W/kg = -4.27 dBW/kg

Date: 2019-03-12

Test Laboratory: SGS-SAR Lab

MAR-LX1A WCDMA Band V 4182CH Back side 10mm Ant1

DUT: MAR-LX1A; Type: Smart Phone; Serial: L2NDU19220000029

Communication System: UID 0, WCDMA (0); Frequency: 836.4 MHz;Duty Cycle: 1:1

Medium: MSL835;Medium parameters used (interpolated): f = 836.4 MHz; σ = 1.013 S/m; ε_r = 57.426; ρ = 1000 kg/m^3
Phantom section: Flat Section

DASY 5 Configuration:

- Probe: ES3DV3 - SN3121; ConvF(6.31, 6.31, 6.31); Calibrated: 2019-02-25;
- Sensor-Surface: 3mm (Mechanical Surface Detection), z = -1.0, 32.0
- Electronics: DAE4 Sn896; Calibrated: 2018-11-08
- Phantom: SAM 2; Type: SAM; Serial: 1913
- DASY52 52.8.8(1222); SEMCAD X 14.6.10(7331)

Configuration/Body/Area Scan (8x13x1): Measurement grid: dx=15mm, dy=15mm
Maximum value of SAR (measured) = 0.690 W/kg

Configuration/Body/Zoom Scan (5x5x7)/Cube 0: Measurement grid: dx=8mm, dy=8mm, dz=5mm
Reference Value = 12.21 V/m; Power Drift = -0.01 dB
Peak SAR (extrapolated) = 1.06 W/kg
SAR(1 g) = 0.594 W/kg; SAR(10 g) = 0.337 W/kg
Maximum value of SAR (measured) = 0.712 W/kg

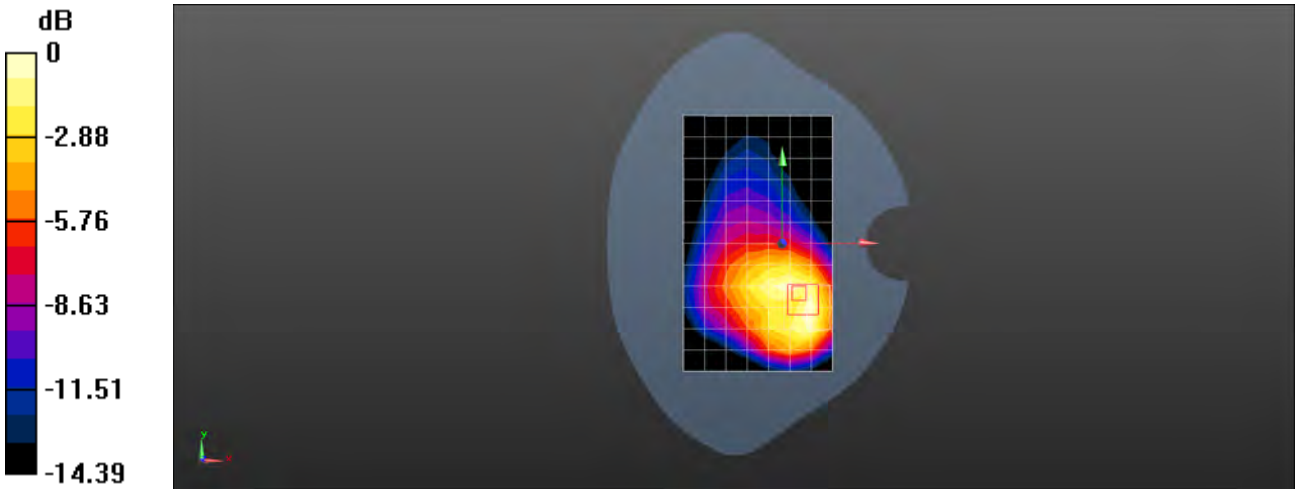

0 dB = 0.712 W/kg = -1.48 dBW/kg

Date: 2019-03-11

Test Laboratory: SGS-SAR Lab

MAR-LX1A WCDMA Band V 4182CH Left cheek Ant2

DUT: MAR-LX1A; Type: Smart Phone; Serial: L2NDU19220000020

Communication System: UID 0, WCDMA (0); Frequency: 836.4 MHz;Duty Cycle: 1:1

Medium: HSL835;Medium parameters used (interpolated): f = 836.4 MHz; σ = 0.901 S/m; ε_r = 42.051; ρ = 1000 kg/m^3
Phantom section: Left Section

DASY 5 Configuration:

- Probe: EX3DV4 - SN3923; ConvF(10.37, 10.37, 10.37); Calibrated: 2018-09-30;
- Sensor-Surface: 1.4mm (Mechanical Surface Detection), z = -2.0, 31.0
- Electronics: DAE4 Sn1428; Calibrated: 2019-01-11
- Phantom: SAM 4; Type: SAM; Serial: 1640
- DASY52 52.8.8(1222); SEMCAD X 14.6.10(7331)

Configuration/Head/Area Scan (8x13x1): Measurement grid: dx=15mm, dy=15mm
Maximum value of SAR (measured) = 0.711 W/kg

Configuration/Head/Zoom Scan (5x5x7)/Cube 0: Measurement grid: dx=8mm, dy=8mm, dz=5mm
Reference Value = 19.13 V/m; Power Drift = -0.13 dB
Peak SAR (extrapolated) = 1.00 W/kg
SAR(1 g) = 0.419 W/kg; SAR(10 g) = 0.221 W/kg
Maximum value of SAR (measured) = 0.715 W/kg

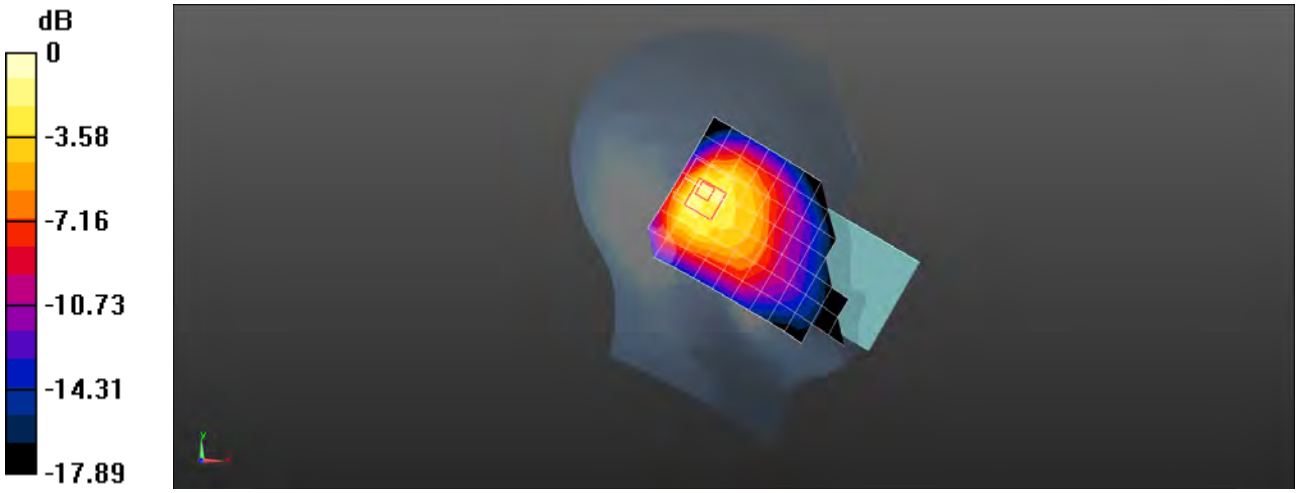

0 dB = 0.715 W/kg = -1.46 dBW/kg

Date: 2019-03-12

Test Laboratory: SGS-SAR Lab

MAR-LX1A WCDMA Band V 4182CH Back side 15mm Ant2

DUT: MAR-LX1A; Type: Smart Phone; Serial: L2NDU19220000029

Communication System: UID 0, WCDMA (0); Frequency: 836.4 MHz;Duty Cycle: 1:1

Medium: MSL835;Medium parameters used (interpolated): f = 836.4 MHz; σ = 1.013 S/m; ε_r = 57.426; ρ = 1000 kg/m^3
Phantom section: Flat Section

DASY 5 Configuration:

- Probe: ES3DV3 - SN3121; ConvF(6.31, 6.31, 6.31); Calibrated: 2019-02-25;
- Sensor-Surface: 3mm (Mechanical Surface Detection), z = -1.0, 32.0
- Electronics: DAE4 Sn896; Calibrated: 2018-11-08
- Phantom: SAM 2; Type: SAM; Serial: 1913
- DASY52 52.8.8(1222); SEMCAD X 14.6.10(7331)

Configuration/Body/Area Scan (8x13x1): Measurement grid: dx=15mm, dy=15mm
Maximum value of SAR (measured) = 0.277 W/kg

Configuration/Body/Zoom Scan (5x5x7)/Cube 0: Measurement grid: dx=8mm, dy=8mm, dz=5mm
Reference Value = 15.87 V/m; Power Drift = 0.01 dB
Peak SAR (extrapolated) = 0.334 W/kg
SAR(1 g) = 0.254 W/kg; SAR(10 g) = 0.189 W/kg
Maximum value of SAR (measured) = 0.282 W/kg

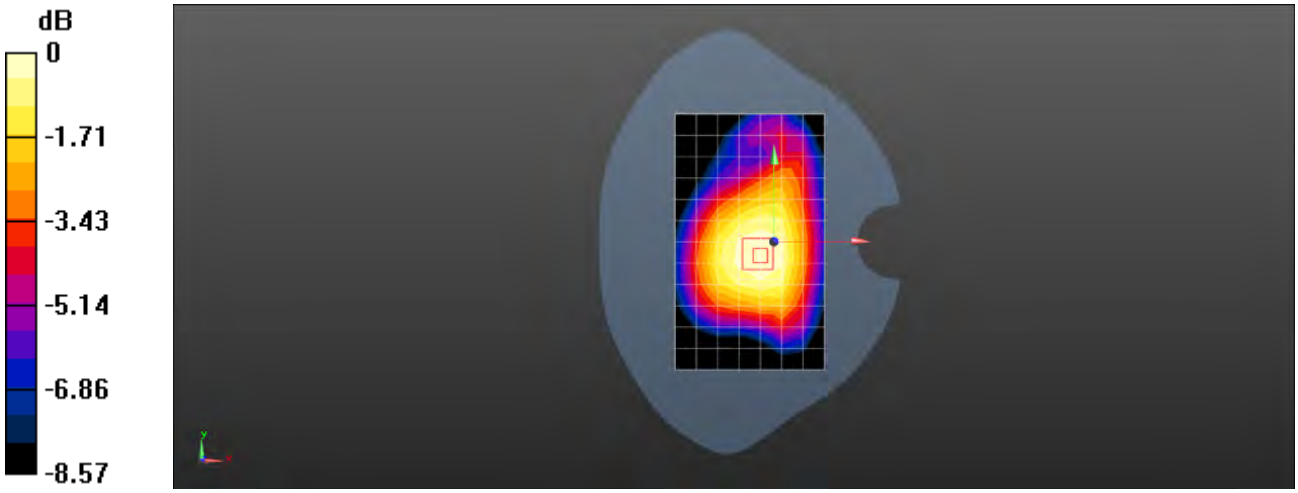

0 dB = 0.282 W/kg = -5.50 dBW/kg

Date: 2019-03-12

Test Laboratory: SGS-SAR Lab

MAR-LX1A WCDMA Band V 4182CH Left side 10mm Ant2

DUT: MAR-LX1A; Type: Smart Phone; Serial: L2NDU19220000029

Communication System: UID 0, WCDMA (0); Frequency: 836.4 MHz;Duty Cycle: 1:1

Medium: MSL835;Medium parameters used (interpolated): f = 836.4 MHz; σ = 1.013 S/m; ε_r = 57.426; ρ = 1000 kg/m^3
Phantom section: Flat Section

DASY 5 Configuration:

- Probe: ES3DV3 - SN3121; ConvF(6.31, 6.31, 6.31); Calibrated: 2019-02-25;
- Sensor-Surface: 3mm (Mechanical Surface Detection), z = -1.0, 32.0
- Electronics: DAE4 Sn896; Calibrated: 2018-11-08
- Phantom: SAM 2; Type: SAM; Serial: 1913
- DASY52 52.8.8(1222); SEMCAD X 14.6.10(7331)

Configuration/Body/Area Scan (5x13x1): Measurement grid: dx=15mm, dy=15mm
Maximum value of SAR (measured) = 0.429 W/kg

Configuration/Body/Zoom Scan (5x5x7)/Cube 0: Measurement grid: dx=8mm, dy=8mm, dz=5mm
Reference Value = 19.59 V/m; Power Drift = 0.03 dB
Peak SAR (extrapolated) = 0.546 W/kg
SAR(1 g) = 0.371 W/kg; SAR(10 g) = 0.250 W/kg
Maximum value of SAR (measured) = 0.430 W/kg

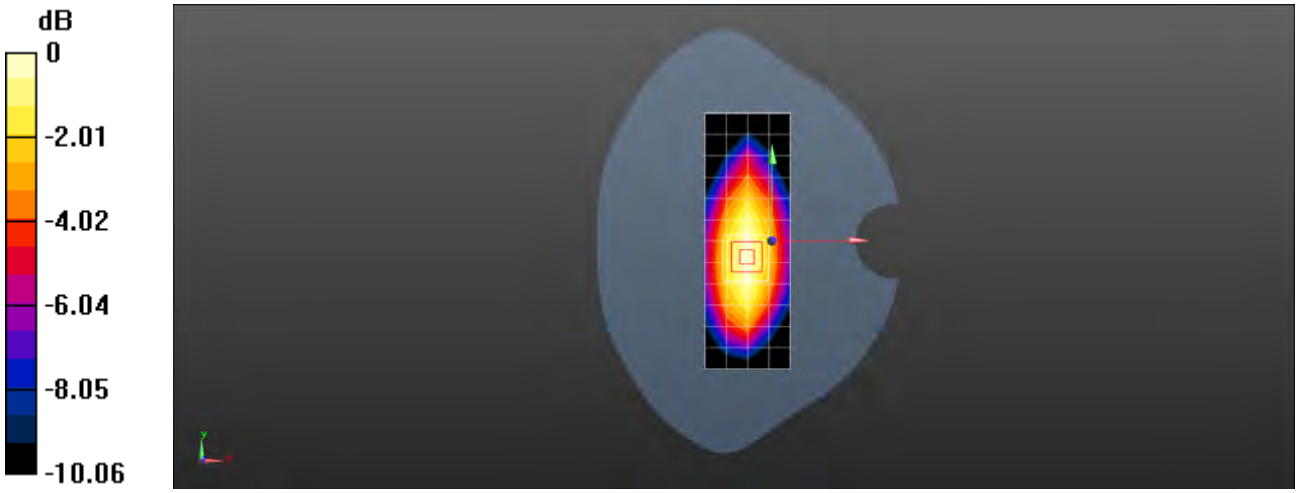

0 dB = 0.430 W/kg = -3.67 dBW/kg

Date: 2019-03-09

Test Laboratory: SGS-SAR Lab

MAR-LX1A WCDMA Band IV 1412CH Left cheek Ant1

DUT: MAR-LX1A; Type: Smart Phone; Serial: L2NDU19220000046

Communication System: UID 0, WCDMA (0); Frequency: 1732.4 MHz;Duty Cycle: 1:1

Medium: HSL1750;Medium parameters used (interpolated): f = 1732.4 MHz; σ = 1.314 S/m; ε_r = 39.6; ρ = 1000 kg/m^3
Phantom section: Left Section

DASY 5 Configuration:

- Probe: ES3DV3 - SN3121; ConvF(5.25, 5.25, 5.25); Calibrated: 2019-02-25;
- Sensor-Surface: 3mm (Mechanical Surface Detection), z = -1.0, 32.0
- Electronics: DAE4 Sn896; Calibrated: 2018-11-08
- Phantom: SAM 1; Type: SAM; Serial: 1283
- DASY52 52.8.8(1222); SEMCAD X 14.6.10(7331)

Configuration/Head/Area Scan (8x13x1): Measurement grid: dx=15mm, dy=15mm
Maximum value of SAR (measured) = 0.229 W/kg

Configuration/Head/Zoom Scan (5x5x7)/Cube 0: Measurement grid: dx=8mm, dy=8mm, dz=5mm
Reference Value = 4.399 V/m; Power Drift = 0.12 dB
Peak SAR (extrapolated) = 0.300 W/kg
SAR(1 g) = 0.195 W/kg; SAR(10 g) = 0.128 W/kg
Maximum value of SAR (measured) = 0.261 W/kg

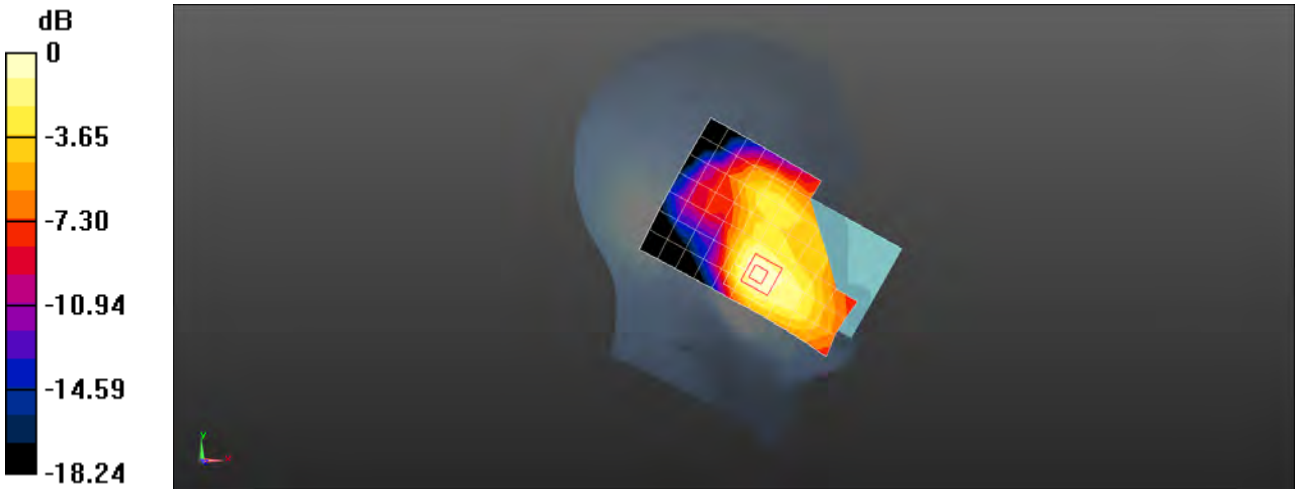

0 dB = 0.261 W/kg = -5.83 dBW/kg

Date: 2019-03-10

Test Laboratory: SGS-SAR Lab

MAR-LX1A WCDMA Band IV 1412CH Back side 15mm Ant1

DUT: MAR-LX1A; Type: Smart Phone; Serial: L2NDU19220000029

Communication System: UID 0, WCDMA (0); Frequency: 1732.4 MHz;Duty Cycle: 1:1

Medium: MSL1750;Medium parameters used (interpolated): f = 1732.4 MHz; σ = 1.435 S/m; ε_r = 54.763; ρ = 1000 kg/m^3
Phantom section: Flat Section

DASY 5 Configuration:

- Probe: ES3DV3 - SN3121; ConvF(4.99, 4.99, 4.99); Calibrated: 2019-02-25;
- Sensor-Surface: 3mm (Mechanical Surface Detection), z = -1.0, 32.0
- Electronics: DAE4 Sn896; Calibrated: 2018-11-08
- Phantom: SAM 1; Type: SAM; Serial: 1283
- DASY52 52.8.8(1222); SEMCAD X 14.6.10(7331)

Configuration/Body/Area Scan (8x13x1): Measurement grid: dx=15mm, dy=15mm
Maximum value of SAR (measured) = 0.288 W/kg

Configuration/Body/Zoom Scan (5x5x7)/Cube 0: Measurement grid: dx=8mm, dy=8mm, dz=5mm
Reference Value = 10.25 V/m; Power Drift = -0.01 dB
Peak SAR (extrapolated) = 0.374 W/kg
SAR(1 g) = 0.262 W/kg; SAR(10 g) = 0.185 W/kg
Maximum value of SAR (measured) = 0.295 W/kg

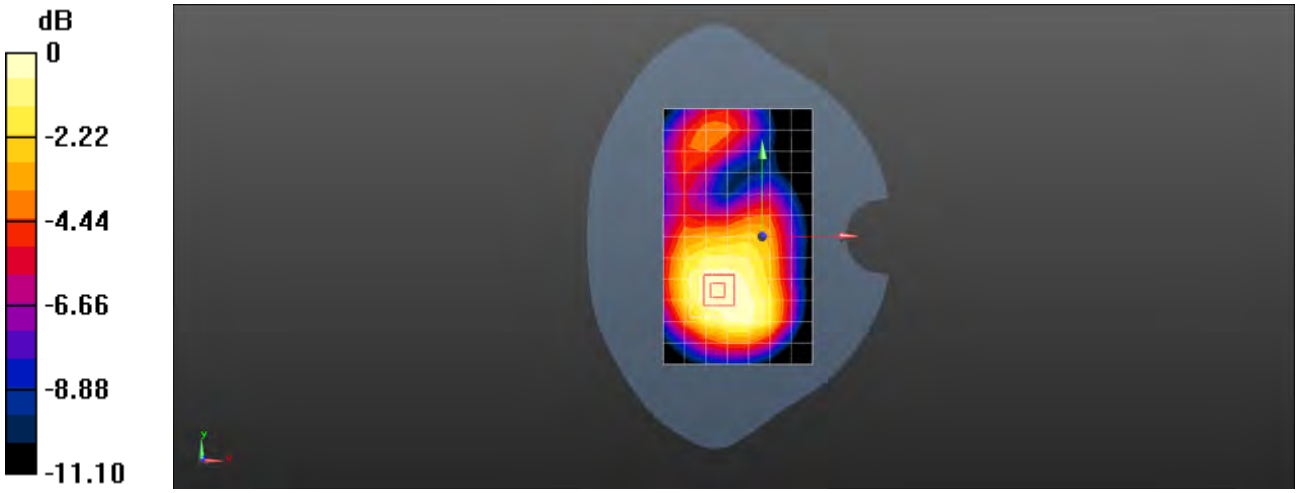

0 dB = 0.295 W/kg = -5.30 dBW/kg

Date: 2019-03-10

Test Laboratory: SGS-SAR Lab

MAR-LX1A WCDMA Band IV 1412CH Bottom side 10mm Ant1

DUT: MAR-LX1A; Type: Smart Phone; Serial: L2NDU19220000029

Communication System: UID 0, WCDMA (0); Frequency: 1732.4 MHz;Duty Cycle: 1:1

Medium: MSL1750;Medium parameters used (interpolated): f = 1732.4 MHz; σ = 1.435 S/m; ε_r = 54.763; ρ = 1000 kg/m^3
Phantom section: Flat Section

DASY 5 Configuration:

- Probe: ES3DV3 - SN3121; ConvF(4.99, 4.99, 4.99); Calibrated: 2019-02-25;
- Sensor-Surface: 3mm (Mechanical Surface Detection), z = -1.0, 32.0
- Electronics: DAE4 Sn896; Calibrated: 2018-11-08
- Phantom: SAM 1; Type: SAM; Serial: 1283
- DASY52 52.8.8(1222); SEMCAD X 14.6.10(7331)

Configuration/Body/Area Scan (5x7x1): Measurement grid: dx=15mm, dy=15mm
Maximum value of SAR (measured) = 0.599 W/kg

Configuration/Body/Zoom Scan (5x5x7)/Cube 0: Measurement grid: dx=8mm, dy=8mm, dz=5mm
Reference Value = 18.83 V/m; Power Drift = 0.06 dB
Peak SAR (extrapolated) = 1.00 W/kg
SAR(1 g) = 0.638 W/kg; SAR(10 g) = 0.384 W/kg
Maximum value of SAR (measured) = 0.768 W/kg

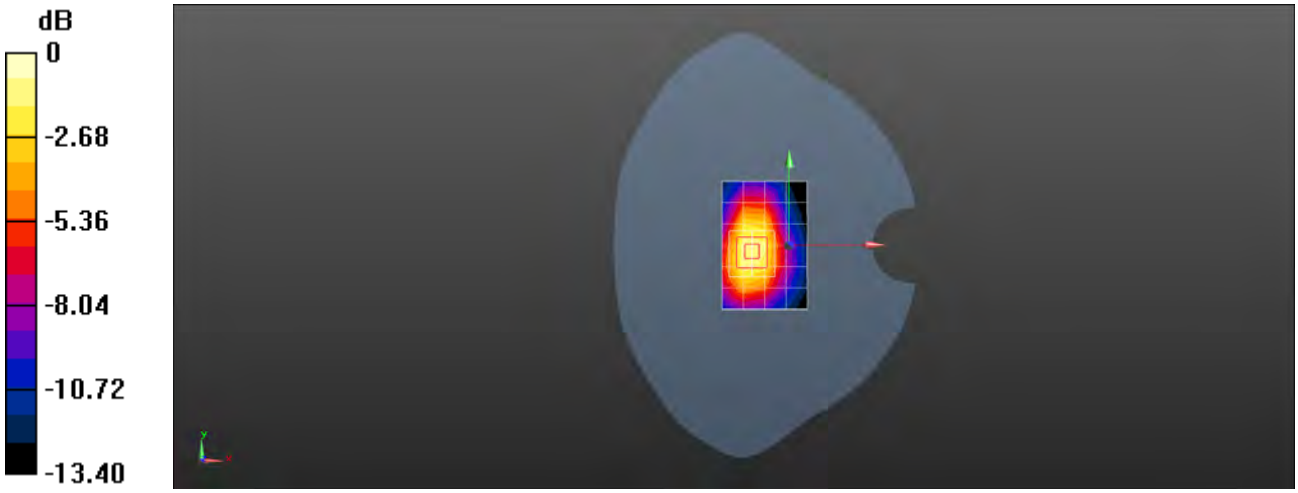

0 dB = 0.768 W/kg = -1.15 dBW/kg

Date: 2019-03-09

Test Laboratory: SGS-SAR Lab

MAR-LX1A WCDMA Band IV 1412CH Right cheek Ant2

DUT: MAR-LX1A; Type: Smart Phone; Serial: L2NDU19220000046

Communication System: UID 0, WCDMA (0); Frequency: 1732.4 MHz;Duty Cycle: 1:1

Medium: HSL1750;Medium parameters used (interpolated): f = 1732.4 MHz; σ = 1.314 S/m; ε_r = 39.6; ρ = 1000 kg/m^3
Phantom section: Right Section

DASY 5 Configuration:

- Probe: ES3DV3 - SN3121; ConvF(5.25, 5.25, 5.25); Calibrated: 2019-02-25;
- Sensor-Surface: 3mm (Mechanical Surface Detection), z = -1.0, 32.0
- Electronics: DAE4 Sn896; Calibrated: 2018-11-08
- Phantom: SAM 1; Type: SAM; Serial: 1283
- DASY52 52.8.8(1222); SEMCAD X 14.6.10(7331)

Configuration/Head/Area Scan (8x13x1): Measurement grid: dx=15mm, dy=15mm
Maximum value of SAR (measured) = 0.588 W/kg

Configuration/Head/Zoom Scan (5x5x7)/Cube 0: Measurement grid: dx=8mm, dy=8mm, dz=5mm
Reference Value = 17.11 V/m; Power Drift = 0.08 dB
Peak SAR (extrapolated) = 0.873 W/kg
SAR(1 g) = 0.581 W/kg; SAR(10 g) = 0.358 W/kg
Maximum value of SAR (measured) = 0.658 W/kg

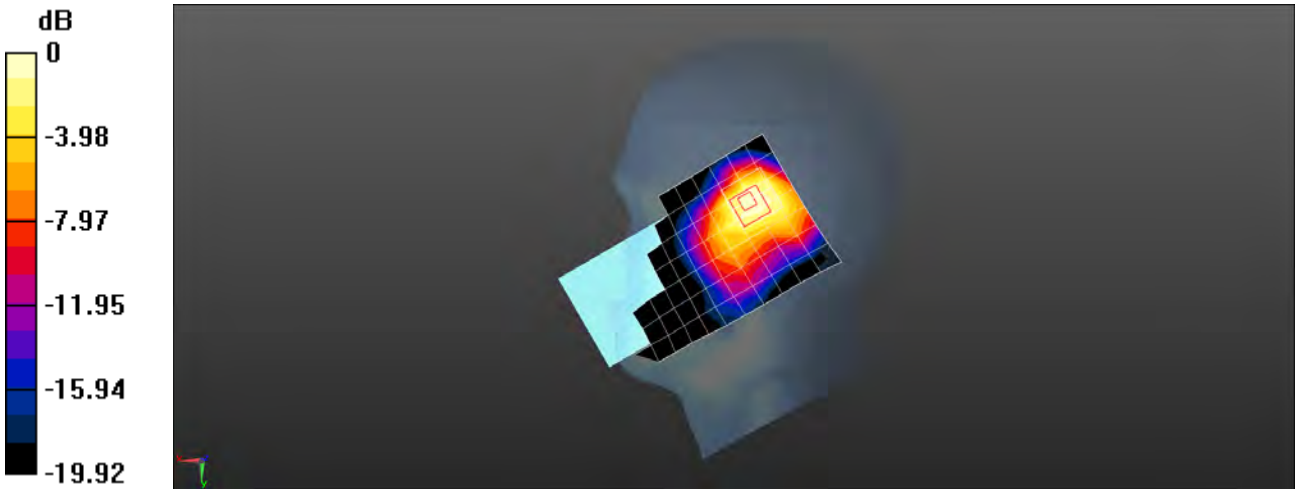

0 dB = 0.658 W/kg = -1.82 dBW/kg

Date: 2019-03-10

Test Laboratory: SGS-SAR Lab

MAR-LX1A WCDMA Band IV 1412CH Front side 15mm Ant2

DUT: MAR-LX1A; Type: Smart Phone; Serial: L2NDU19220000029

Communication System: UID 0, WCDMA (0); Frequency: 1732.4 MHz;Duty Cycle: 1:1

Medium: MSL1750;Medium parameters used (interpolated): f = 1732.4 MHz; σ = 1.435 S/m; ε_r = 54.763; ρ = 1000 kg/m^3
Phantom section: Flat Section

DASY 5 Configuration:

- Probe: ES3DV3 - SN3121; ConvF(4.99, 4.99, 4.99); Calibrated: 2019-02-25;
- Sensor-Surface: 3mm (Mechanical Surface Detection), z = -1.0, 32.0
- Electronics: DAE4 Sn896; Calibrated: 2018-11-08
- Phantom: SAM 1; Type: SAM; Serial: 1283
- DASY52 52.8.8(1222); SEMCAD X 14.6.10(7331)

Configuration/Body/Area Scan (8x13x1): Measurement grid: dx=15mm, dy=15mm
Maximum value of SAR (measured) = 0.183 W/kg

Configuration/Body/Zoom Scan (5x5x7)/Cube 0: Measurement grid: dx=8mm, dy=8mm, dz=5mm
Reference Value = 10.20 V/m; Power Drift = 0.01 dB
Peak SAR (extrapolated) = 0.230 W/kg
SAR(1 g) = 0.167 W/kg; SAR(10 g) = 0.120 W/kg
Maximum value of SAR (measured) = 0.187 W/kg

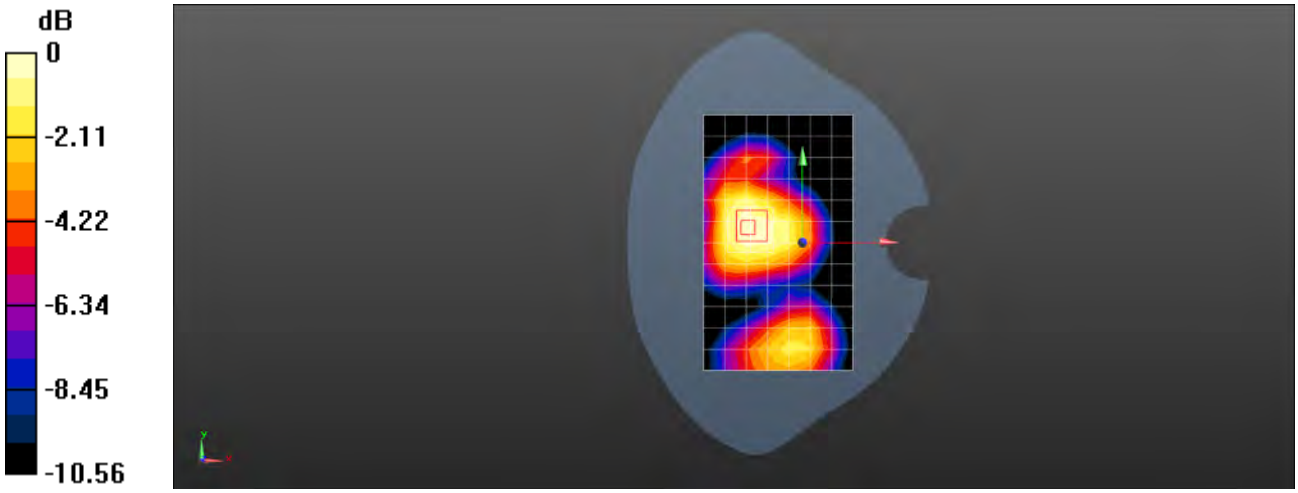

0 dB = 0.187 W/kg = -7.28 dBW/kg

Date: 2019-03-10

Test Laboratory: SGS-SAR Lab

MAR-LX1A WCDMA Band IV 1412CH Front side 10mm Ant2

DUT: MAR-LX1A; Type: Smart Phone; Serial: L2NDU19220000029

Communication System: UID 0, WCDMA (0); Frequency: 1732.4 MHz;Duty Cycle: 1:1

Medium: MSL1750;Medium parameters used (interpolated): f = 1732.4 MHz; σ = 1.435 S/m; ε_r = 54.763; ρ = 1000 kg/m^3
Phantom section: Flat Section

DASY 5 Configuration:

- Probe: ES3DV3 - SN3121; ConvF(4.99, 4.99, 4.99); Calibrated: 2019-02-25;
- Sensor-Surface: 3mm (Mechanical Surface Detection), z = -1.0, 32.0
- Electronics: DAE4 Sn896; Calibrated: 2018-11-08
- Phantom: SAM 1; Type: SAM; Serial: 1283
- DASY52 52.8.8(1222); SEMCAD X 14.6.10(7331)

Configuration/Body/Area Scan (8x13x1): Measurement grid: dx=15mm, dy=15mm
Maximum value of SAR (measured) = 0.285 W/kg

Configuration/Body/Zoom Scan (5x5x7)/Cube 0: Measurement grid: dx=8mm, dy=8mm, dz=5mm
Reference Value = 11.79 V/m; Power Drift = 0.02 dB
Peak SAR (extrapolated) = 0.340 W/kg
SAR(1 g) = 0.261 W/kg; SAR(10 g) = 0.188 W/kg
Maximum value of SAR (measured) = 0.287 W/kg

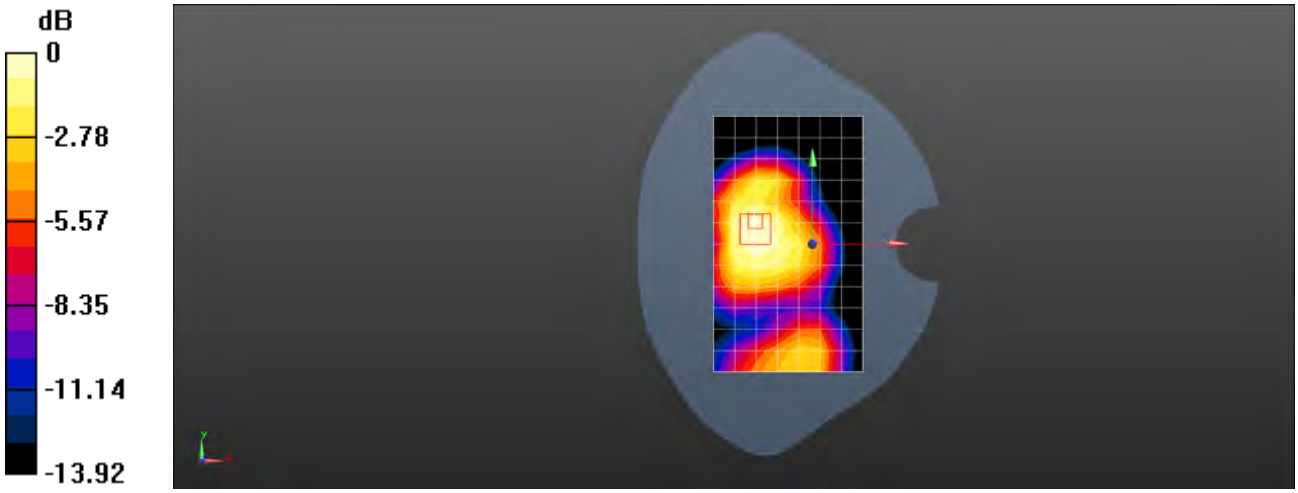

0 dB = 0.287 W/kg = -5.42 dBW/kg

Date: 2019-03-08

Test Laboratory: SGS-SAR Lab

MAR-LX1A WCDMA Band II 9400CH Left cheek Ant1

DUT: MAR-LX1A; Type: Smart Phone; Serial: L2NDU19220000029

Communication System: UID 0, WCDMA (0); Frequency: 1880 MHz;Duty Cycle: 1:1

Medium: HSL1900;Medium parameters used: f = 1880 MHz; σ = 1.349 S/m; ε_r = 40.269; ρ = 1000 kg/m^3
Phantom section: Left Section

DASY 5 Configuration:

- Probe: ES3DV3 - SN3121; ConvF(5.08, 5.08, 5.08); Calibrated: 2019-02-25;
- Sensor-Surface: 3mm (Mechanical Surface Detection), z = -1.0, 32.0
- Electronics: DAE4 Sn896; Calibrated: 2018-11-08
- Phantom: SAM 2; Type: SAM; Serial: 1913
- DASY52 52.8.8(1222); SEMCAD X 14.6.10(7331)

Configuration/Head/Area Scan (8x13x1): Measurement grid: dx=15mm, dy=15mm
Maximum value of SAR (measured) = 0.217 W/kg

Configuration/Head/Zoom Scan (5x5x7)/Cube 0: Measurement grid: dx=8mm, dy=8mm, dz=5mm
Reference Value = 4.991 V/m; Power Drift = -0.04 dB
Peak SAR (extrapolated) = 0.296 W/kg
SAR(1 g) = 0.196 W/kg; SAR(10 g) = 0.126 W/kg
Maximum value of SAR (measured) = 0.222 W/kg

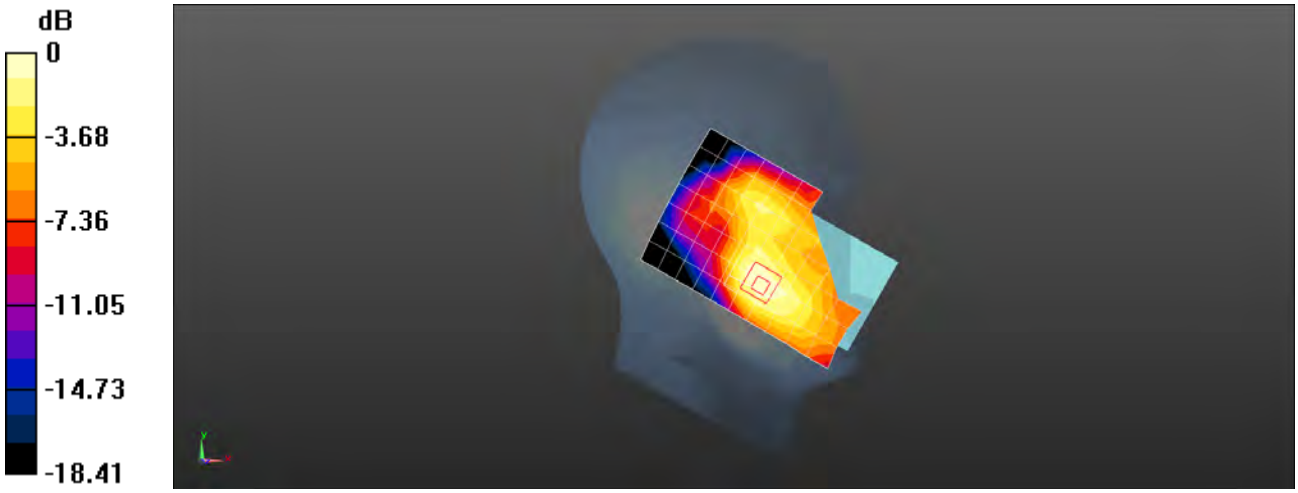

0 dB = 0.222 W/kg = -6.54 dBW/kg

Date: 2019-03-11

Test Laboratory: SGS-SAR Lab

MAR-LX1A WCDMA Band II 9400CH Back side 15mm Ant1

DUT: MAR-LX1A; Type: Smart Phone; Serial: L2NDU19220000029

Communication System: UID 0, WCDMA (0); Frequency: 1880 MHz;Duty Cycle: 1:1

Medium: MSL1900;Medium parameters used: f = 1880 MHz; σ = 1.503 S/m; ε_r = 53.465; ρ = 1000 kg/m^3
Phantom section: Flat Section

DASY 5 Configuration:

- Probe: ES3DV3 - SN3121; ConvF(4.85, 4.85, 4.85); Calibrated: 2019-02-25;
- Sensor-Surface: 3mm (Mechanical Surface Detection), z = -1.0, 32.0
- Electronics: DAE4 Sn896; Calibrated: 2018-11-08
- Phantom: SAM 2; Type: SAM; Serial: 1913
- DASY52 52.8.8(1222); SEMCAD X 14.6.10(7331)

Configuration/Body/Area Scan (8x13x1): Measurement grid: dx=15mm, dy=15mm
Maximum value of SAR (measured) = 0.300 W/kg

Configuration/Body/Zoom Scan (5x5x7)/Cube 0: Measurement grid: dx=8mm, dy=8mm, dz=5mm
Reference Value = 7.359 V/m; Power Drift = -0.17 dB
Peak SAR (extrapolated) = 0.388 W/kg
SAR(1 g) = 0.261 W/kg; SAR(10 g) = 0.168 W/kg
Maximum value of SAR (measured) = 0.297 W/kg

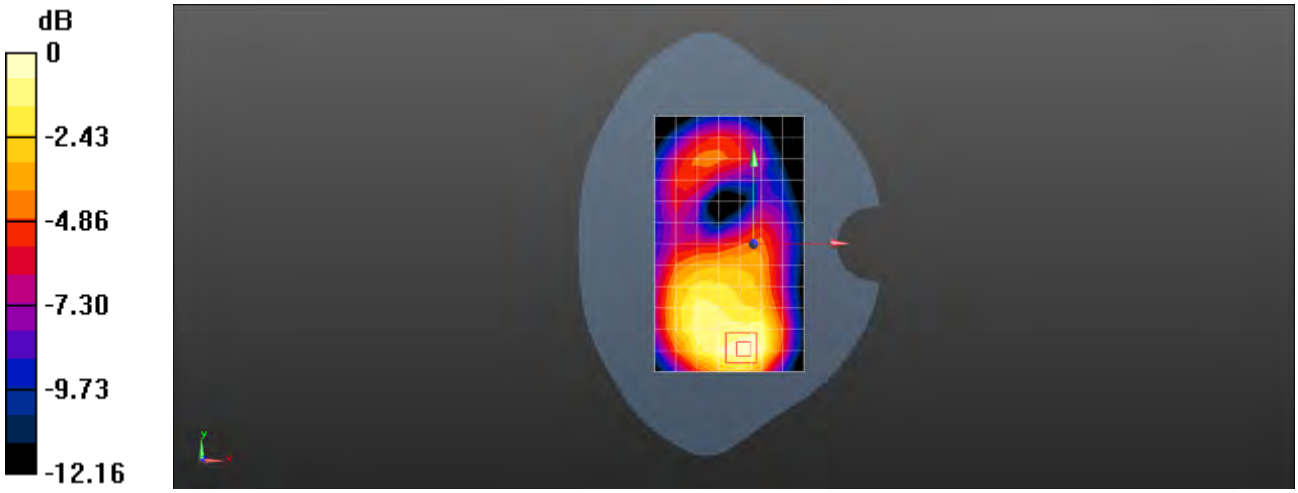

0 dB = 0.297 W/kg = -5.27 dBW/kg

Date: 2019-03-11

Test Laboratory: SGS-SAR Lab

MAR-LX1A WCDMA Band II 9538CH Bottom side 10mm Ant1

DUT: MAR-LX1A; Type: Smart Phone; Serial: L2NDU19220000029

Communication System: UID 0, WCDMA (0); Frequency: 1907.6 MHz;Duty Cycle: 1:1

Medium: MSL1900;Medium parameters used: f = 1908 MHz; σ = 1.517 S/m; ε_r = 53.135; ρ = 1000 kg/m^3
Phantom section: Flat Section

DASY 5 Configuration:

- Probe: ES3DV3 - SN3121; ConvF(4.85, 4.85, 4.85); Calibrated: 2019-02-25;
- Sensor-Surface: 3mm (Mechanical Surface Detection), z = -1.0, 32.0
- Electronics: DAE4 Sn896; Calibrated: 2018-11-08
- Phantom: SAM 2; Type: SAM; Serial: 1913
- DASY52 52.8.8(1222); SEMCAD X 14.6.10(7331)

Configuration/Body/Area Scan (5x8x1): Measurement grid: dx=15mm, dy=15mm
Maximum value of SAR (measured) = 0.948 W/kg

Configuration/Body/Zoom Scan (5x5x7)/Cube 0: Measurement grid: dx=8mm, dy=8mm, dz=5mm
Reference Value = 21.30 V/m; Power Drift = 0.05 dB
Peak SAR (extrapolated) = 1.21 W/kg
SAR(1 g) = 0.697 W/kg; SAR(10 g) = 0.399 W/kg
Maximum value of SAR (measured) = 1.03 W/kg

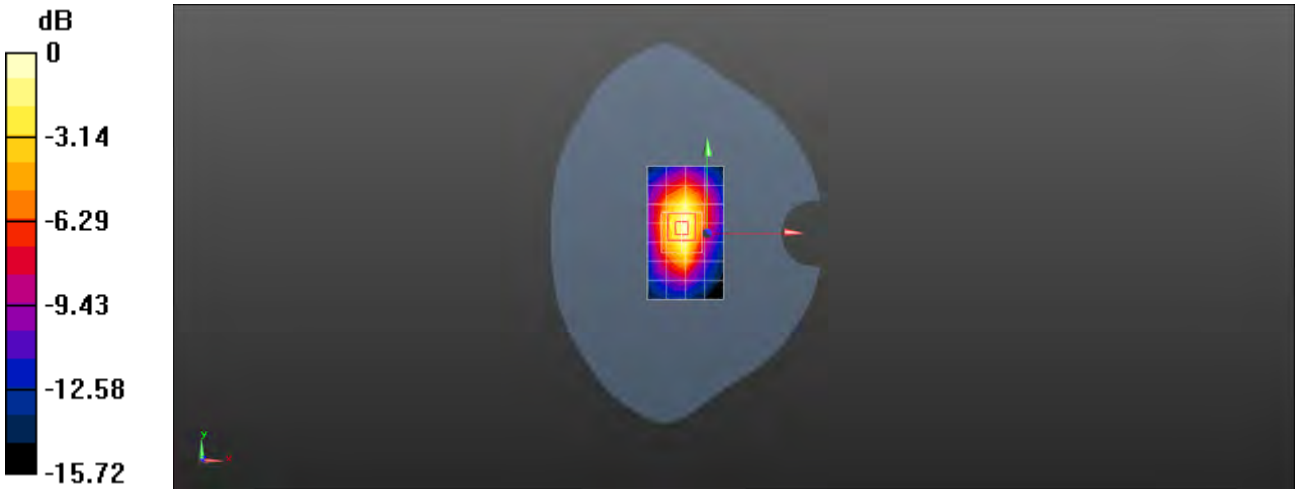

0 dB = 1.03 W/kg = 0.13 dBW/kg

Date: 2019-03-08

Test Laboratory: SGS-SAR Lab

MAR-LX1A WCDMA Band II 9400CH Right cheek Ant2

DUT: MAR-LX1A; Type: Smart Phone; Serial: L2NDU19220000029

Communication System: UID 0, WCDMA (0); Frequency: 1880 MHz;Duty Cycle: 1:1

Medium: HSL1900;Medium parameters used: f = 1880 MHz; σ = 1.349 S/m; ε_r = 40.269; ρ = 1000 kg/m^3
Phantom section: Right Section

DASY 5 Configuration:

- Probe: ES3DV3 - SN3121; ConvF(5.08, 5.08, 5.08); Calibrated: 2019-02-25;
- Sensor-Surface: 3mm (Mechanical Surface Detection), z = -1.0, 32.0
- Electronics: DAE4 Sn896; Calibrated: 2018-11-08
- Phantom: SAM 2; Type: SAM; Serial: 1913
- DASY52 52.8.8(1222); SEMCAD X 14.6.10(7331)

Configuration/Head/Area Scan (8x13x1): Measurement grid: dx=15mm, dy=15mm
Maximum value of SAR (measured) = 0.673 W/kg

Configuration/Head/Zoom Scan (5x5x7)/Cube 0: Measurement grid: dx=8mm, dy=8mm, dz=5mm
Reference Value = 11.77 V/m; Power Drift = 0.06 dB
Peak SAR (extrapolated) = 0.995 W/kg
SAR(1 g) = 0.595 W/kg; SAR(10 g) = 0.356 W/kg
Maximum value of SAR (measured) = 0.675 W/kg



0 dB = 0.675 W/kg = -1.71 dBW/kg

Date: 2019-03-11

Test Laboratory: SGS-SAR Lab

MAR-LX1A WCDMA Band II 9400CH Front side 15mm Ant2

DUT: MAR-LX1A; Type: Smart Phone; Serial: L2NDU19220000029

Communication System: UID 0, WCDMA (0); Frequency: 1880 MHz;Duty Cycle: 1:1

Medium: MSL1900;Medium parameters used: f = 1880 MHz; σ = 1.503 S/m; ε_r = 53.465; ρ = 1000 kg/m^3
Phantom section: Flat Section

DASY 5 Configuration:

- Probe: ES3DV3 - SN3121; ConvF(4.85, 4.85, 4.85); Calibrated: 2019-02-25;
- Sensor-Surface: 3mm (Mechanical Surface Detection), z = -1.0, 32.0
- Electronics: DAE4 Sn896; Calibrated: 2018-11-08
- Phantom: SAM 2; Type: SAM; Serial: 1913
- DASY52 52.8.8(1222); SEMCAD X 14.6.10(7331)

Configuration/Body/Area Scan (8x13x1): Measurement grid: dx=15mm, dy=15mm
Maximum value of SAR (measured) = 0.183 W/kg

Configuration/Body/Zoom Scan (5x5x7)/Cube 0: Measurement grid: dx=8mm, dy=8mm, dz=5mm
Reference Value = 10.98 V/m; Power Drift = -0.04 dB
Peak SAR (extrapolated) = 0.233 W/kg
SAR(1 g) = 0.164 W/kg; SAR(10 g) = 0.113 W/kg
Maximum value of SAR (measured) = 0.187 W/kg

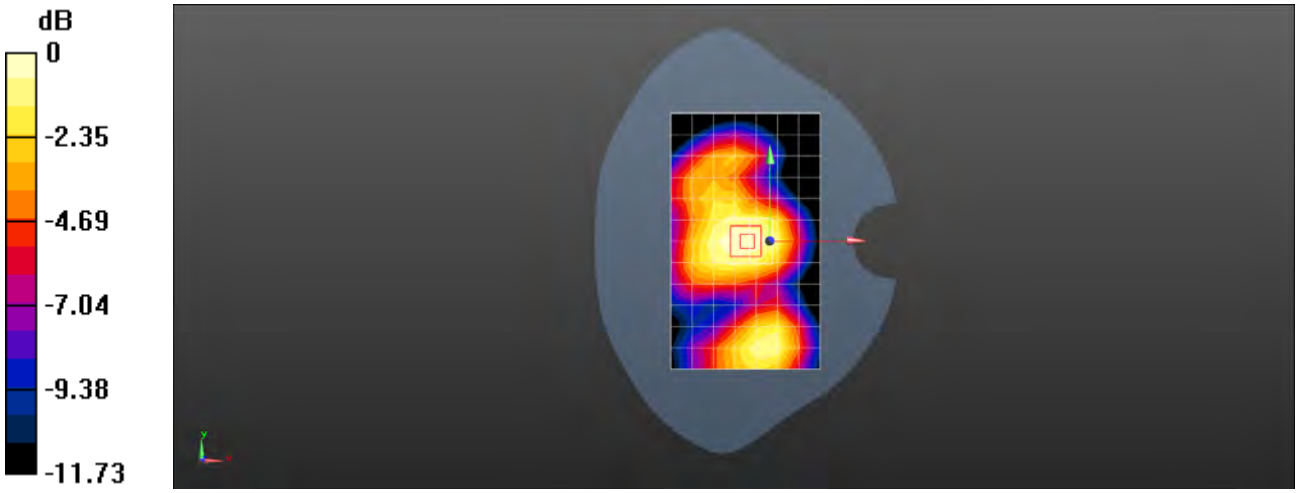

0 dB = 0.187 W/kg = -7.28 dBW/kg

Date: 2019-03-11

Test Laboratory: SGS-SAR Lab

MAR-LX1A WCDMA Band II 9400CH Back side 10mm Ant2

DUT: MAR-LX1A; Type: Smart Phone; Serial: L2NDU19220000029

Communication System: UID 0, WCDMA (0); Frequency: 1880 MHz;Duty Cycle: 1:1

Medium: MSL1900;Medium parameters used: f = 1880 MHz; σ = 1.503 S/m; ε_r = 53.465; ρ = 1000 kg/m^3
Phantom section: Flat Section

DASY 5 Configuration:

- Probe: ES3DV3 - SN3121; ConvF(4.85, 4.85, 4.85); Calibrated: 2019-02-25;
- Sensor-Surface: 3mm (Mechanical Surface Detection), z = -1.0, 32.0
- Electronics: DAE4 Sn896; Calibrated: 2018-11-08
- Phantom: SAM 2; Type: SAM; Serial: 1913
- DASY52 52.8.8(1222); SEMCAD X 14.6.10(7331)

Configuration/Body/Area Scan (8x13x1): Measurement grid: dx=15mm, dy=15mm
Maximum value of SAR (measured) = 0.379 W/kg

Configuration/Body/Zoom Scan (5x5x7)/Cube 0: Measurement grid: dx=8mm, dy=8mm, dz=5mm
Reference Value = 10.63 V/m; Power Drift = 0.01 dB
Peak SAR (extrapolated) = 0.518 W/kg
SAR(1 g) = 0.346 W/kg; SAR(10 g) = 0.223 W/kg
Maximum value of SAR (measured) = 0.403 W/kg

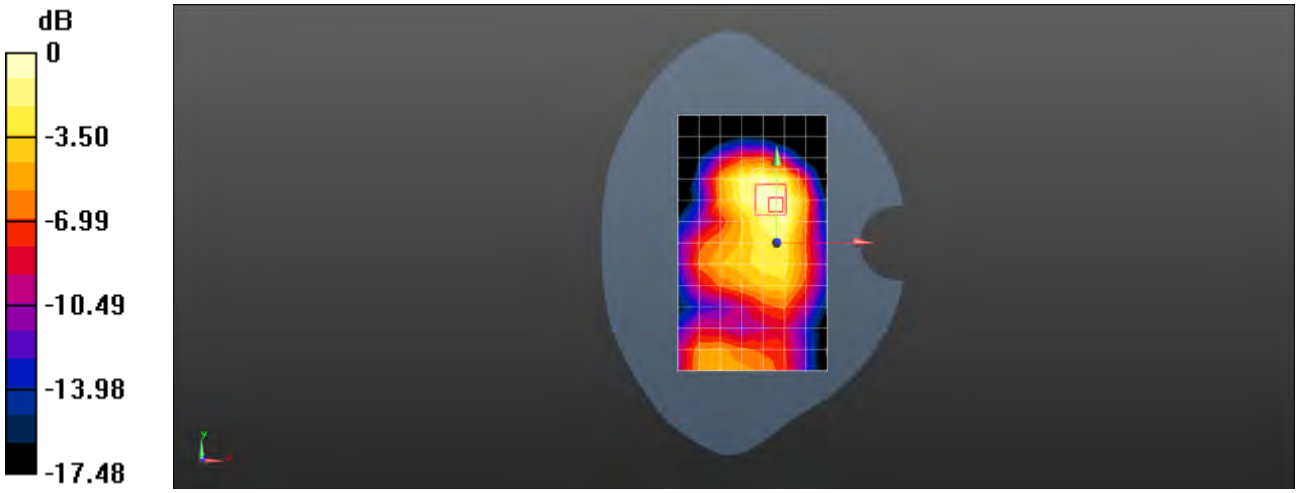

0 dB = 0.403 W/kg = -3.95 dBW/kg

Date: 2019-03-09

Test Laboratory: SGS-SAR Lab

MAR-LX1A LTE Band 4 20M QPSK 1RB99 20300CH Left cheek Ant1

DUT: MAR-LX1A; Type: Smart Phone; Serial: L2NDU19220000046

Communication System: UID 0, LTE-FDD BW 20MHz (0); Frequency: 1745 MHz;Duty Cycle: 1:1

Medium: HSL1750;Medium parameters used: f = 1745 MHz; σ = 1.327 S/m; ε_r = 39.563; ρ = 1000 kg/m^3
Phantom section: Left Section

DASY 5 Configuration:

- Probe: ES3DV3 - SN3121; ConvF(5.25, 5.25, 5.25); Calibrated: 2019-02-25;
- Sensor-Surface: 3mm (Mechanical Surface Detection), z = -1.0, 32.0
- Electronics: DAE4 Sn896; Calibrated: 2018-11-08
- Phantom: SAM 1; Type: SAM; Serial: 1283
- DASY52 52.8.8(1222); SEMCAD X 14.6.10(7331)

Configuration/Head/Area Scan (8x13x1): Measurement grid: dx=15mm, dy=15mm
Maximum value of SAR (measured) = 0.239 W/kg

Configuration/Head/Zoom Scan (5x5x7)/Cube 0: Measurement grid: dx=8mm, dy=8mm, dz=5mm
Reference Value = 4.358 V/m; Power Drift = 0.08 dB
Peak SAR (extrapolated) = 0.314 W/kg
SAR(1 g) = 0.202 W/kg; SAR(10 g) = 0.131 W/kg
Maximum value of SAR (measured) = 0.273 W/kg



0 dB = 0.273 W/kg = -5.64 dBW/kg

Date: 2019-03-10

Test Laboratory: SGS-SAR Lab

MAR-LX1A LTE Band 4 20M QPSK 1RB99 20300CH Back side 15mm Ant1

DUT: MAR-LX1A; Type: Smart Phone; Serial: L2NDU19220000029

Communication System: UID 0, LTE-FDD BW 20MHz (0); Frequency: 1745 MHz;Duty Cycle: 1:1

Medium: MSL1750;Medium parameters used: f = 1745 MHz; σ = 1.444 S/m; ε_r = 54.662; ρ = 1000 kg/m^3
Phantom section: Flat Section

DASY 5 Configuration:

- Probe: ES3DV3 - SN3121; ConvF(4.99, 4.99, 4.99); Calibrated: 2019-02-25;
- Sensor-Surface: 3mm (Mechanical Surface Detection), z = -1.0, 32.0
- Electronics: DAE4 Sn896; Calibrated: 2018-11-08
- Phantom: SAM 1; Type: SAM; Serial: 1283
- DASY52 52.8.8(1222); SEMCAD X 14.6.10(7331)

Configuration/Body/Area Scan (8x13x1): Measurement grid: dx=15mm, dy=15mm
Maximum value of SAR (measured) = 0.241 W/kg

Configuration/Body/Zoom Scan (5x5x7)/Cube 0: Measurement grid: dx=8mm, dy=8mm, dz=5mm
Reference Value = 9.445 V/m; Power Drift = 0.04 dB
Peak SAR (extrapolated) = 0.307 W/kg
SAR(1 g) = 0.212 W/kg; SAR(10 g) = 0.144 W/kg
Maximum value of SAR (measured) = 0.244 W/kg

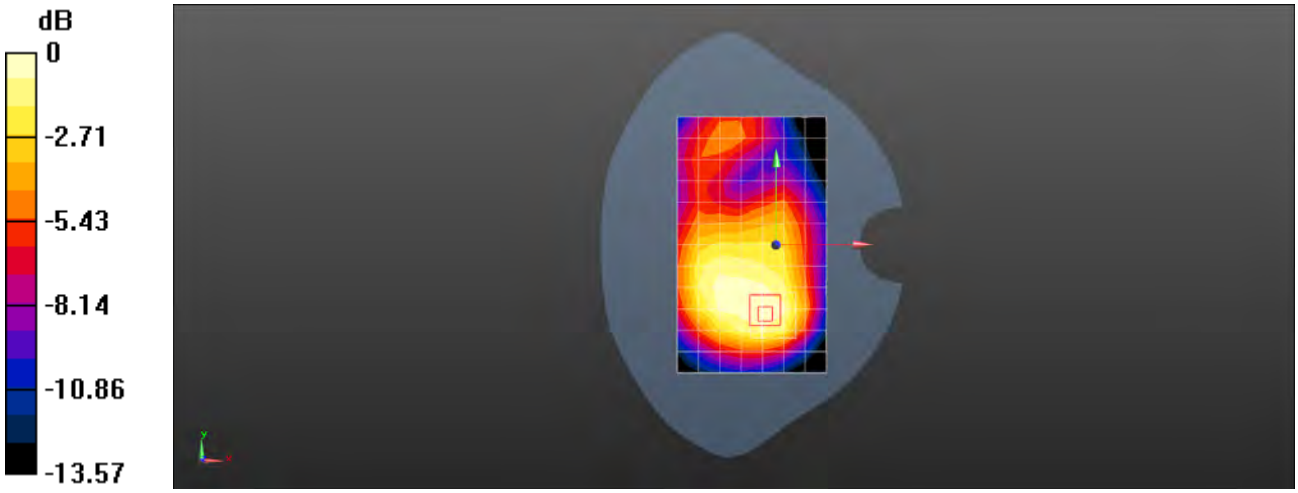

0 dB = 0.244 W/kg = -6.13 dBW/kg

Date: 2019-03-10

Test Laboratory: SGS-SAR Lab

MAR-LX1A LTE Band 4 20M QPSK 1RB99 20300CH Bottom side 10mm Ant1

DUT: MAR-LX1A; Type: Smart Phone; Serial: L2NDU19220000029

Communication System: UID 0, LTE-FDD BW 20MHz (0); Frequency: 1745 MHz;Duty Cycle: 1:1

Medium: MSL1750;Medium parameters used: f = 1745 MHz; σ = 1.444 S/m; ε_r = 54.662; ρ = 1000 kg/m^3
Phantom section: Flat Section

DASY 5 Configuration:

- Probe: ES3DV3 - SN3121; ConvF(4.99, 4.99, 4.99); Calibrated: 2019-02-25;
- Sensor-Surface: 3mm (Mechanical Surface Detection), z = -1.0, 32.0
- Electronics: DAE4 Sn896; Calibrated: 2018-11-08
- Phantom: SAM 1; Type: SAM; Serial: 1283
- DASY52 52.8.8(1222); SEMCAD X 14.6.10(7331)

Configuration/Body/Area Scan (5x9x1): Measurement grid: dx=15mm, dy=15mm
Maximum value of SAR (measured) = 0.621 W/kg

Configuration/Body/Zoom Scan (5x5x7)/Cube 0: Measurement grid: dx=8mm, dy=8mm, dz=5mm
Reference Value = 20.18 V/m; Power Drift = -0.03 dB
Peak SAR (extrapolated) = 0.916 W/kg
SAR(1 g) = 0.581 W/kg; SAR(10 g) = 0.349 W/kg
Maximum value of SAR (measured) = 0.698 W/kg

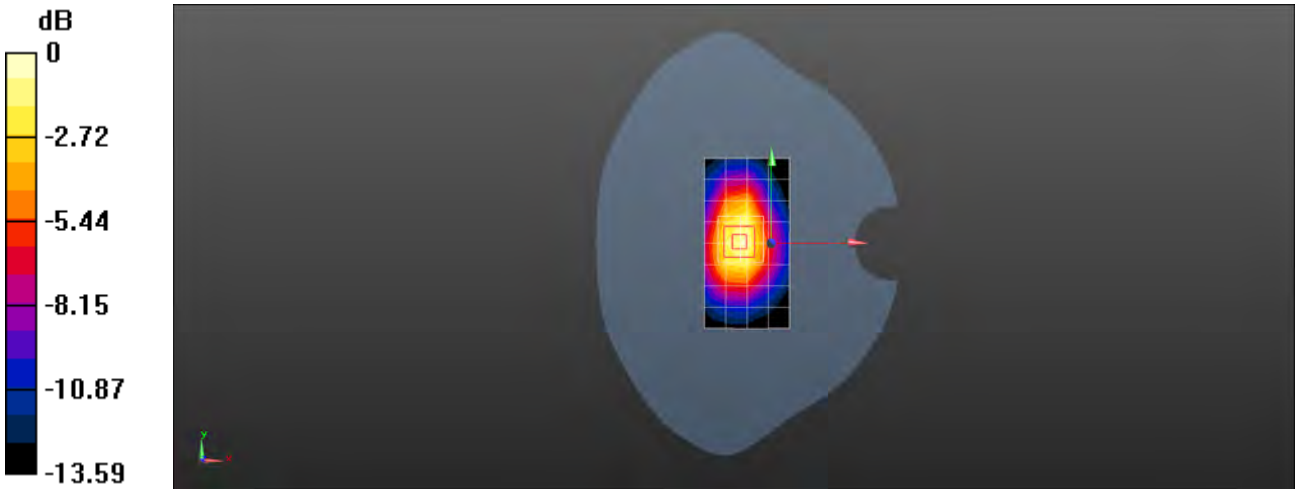

0 dB = 0.698 W/kg = -1.56 dBW/kg

Date: 2019-03-09

Test Laboratory: SGS-SAR Lab

MAR-LX1A LTE Band 4 20M QPSK 50RB50 20300CH Right cheek Ant2

DUT: MAR-LX1A; Type: Smart Phone; Serial: L2NDU19220000046

Communication System: UID 0, LTE-FDD BW 20MHz (0); Frequency: 1745 MHz;Duty Cycle: 1:1

Medium: HSL1750;Medium parameters used: f = 1745 MHz; σ = 1.327 S/m; ε_r = 39.563; ρ = 1000 kg/m^3
Phantom section: Right Section

DASY 5 Configuration:

- Probe: ES3DV3 - SN3121; ConvF(5.25, 5.25, 5.25); Calibrated: 2019-02-25;
- Sensor-Surface: 3mm (Mechanical Surface Detection), z = -1.0, 32.0
- Electronics: DAE4 Sn896; Calibrated: 2018-11-08
- Phantom: SAM 1; Type: SAM; Serial: 1283
- DASY52 52.8.8(1222); SEMCAD X 14.6.10(7331)

Configuration/Head/Area Scan (8x13x1): Measurement grid: dx=15mm, dy=15mm
Maximum value of SAR (measured) = 0.612 W/kg

Configuration/Head/Zoom Scan (5x5x7)/Cube 0: Measurement grid: dx=8mm, dy=8mm, dz=5mm
Reference Value = 16.95 V/m; Power Drift = 0.06 dB
Peak SAR (extrapolated) = 0.865 W/kg
SAR(1 g) = 0.586 W/kg; SAR(10 g) = 0.363 W/kg
Maximum value of SAR (measured) = 0.658 W/kg

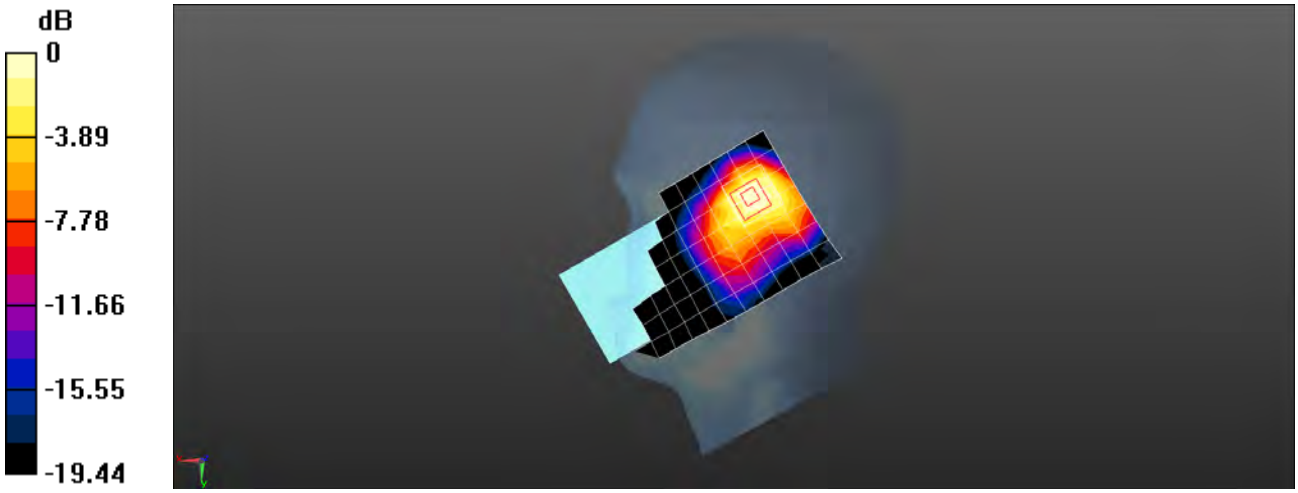

0 dB = 0.658 W/kg = -1.82 dBW/kg

Date: 2019-03-10

Test Laboratory: SGS-SAR Lab

MAR-LX1A LTE Band 4 20M QPSK 1RB99 20300CH Front side 15mm Ant2

DUT: MAR-LX1A; Type: Smart Phone; Serial: L2NDU19220000029

Communication System: UID 0, LTE-FDD BW 20MHz (0); Frequency: 1745 MHz;Duty Cycle: 1:1

Medium: MSL1750;Medium parameters used: f = 1745 MHz; σ = 1.444 S/m; ε_r = 54.662; ρ = 1000 kg/m^3
Phantom section: Flat Section

DASY 5 Configuration:

- Probe: ES3DV3 - SN3121; ConvF(4.99, 4.99, 4.99); Calibrated: 2019-02-25;
- Sensor-Surface: 3mm (Mechanical Surface Detection), z = -1.0, 32.0
- Electronics: DAE4 Sn896; Calibrated: 2018-11-08
- Phantom: SAM 1; Type: SAM; Serial: 1283
- DASY52 52.8.8(1222); SEMCAD X 14.6.10(7331)

Configuration/Body/Area Scan (8x13x1): Measurement grid: dx=15mm, dy=15mm
Maximum value of SAR (measured) = 0.201 W/kg

Configuration/Body/Zoom Scan (5x5x7)/Cube 0: Measurement grid: dx=8mm, dy=8mm, dz=5mm
Reference Value = 7.682 V/m; Power Drift = 0.01 dB
Peak SAR (extrapolated) = 0.247 W/kg
SAR(1 g) = 0.177 W/kg; SAR(10 g) = 0.127 W/kg
Maximum value of SAR (measured) = 0.199 W/kg

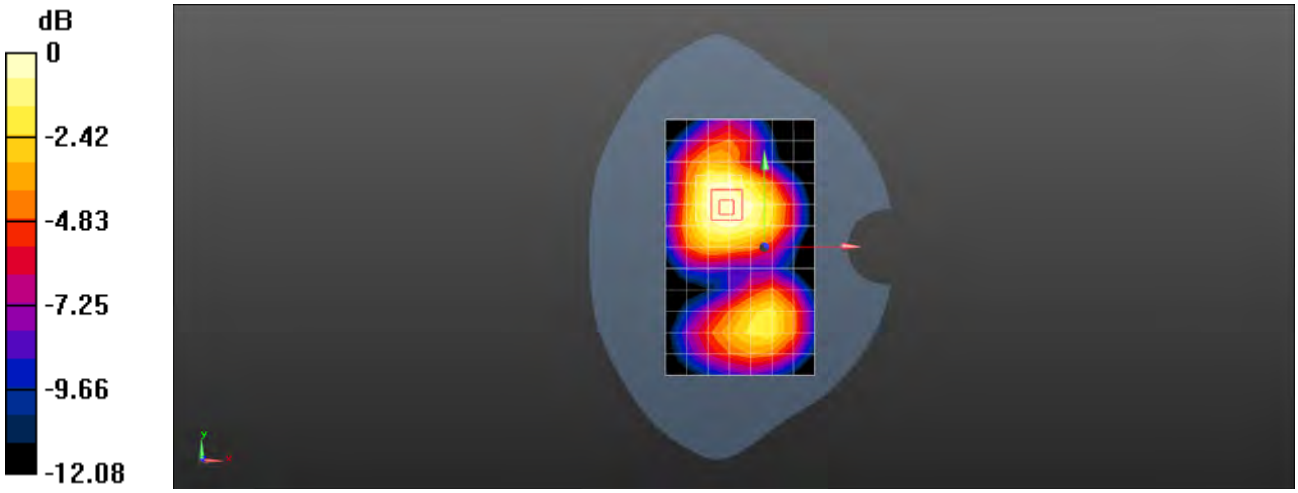

0 dB = 0.199 W/kg = -7.01 dBW/kg

Date: 2019-03-10

Test Laboratory: SGS-SAR Lab

MAR-LX1A LTE Band 4 20M QPSK 1RB99 20300CH Front side 10mm Ant2

DUT: MAR-LX1A; Type: Smart Phone; Serial: L2NDU19220000029

Communication System: UID 0, LTE-FDD BW 20MHz (0); Frequency: 1745 MHz;Duty Cycle: 1:1

Medium: MSL1750;Medium parameters used: f = 1745 MHz; σ = 1.444 S/m; ε_r = 54.662; ρ = 1000 kg/m^3
Phantom section: Flat Section

DASY 5 Configuration:

- Probe: ES3DV3 - SN3121; ConvF(4.99, 4.99, 4.99); Calibrated: 2019-02-25;
- Sensor-Surface: 3mm (Mechanical Surface Detection), z = -1.0, 32.0
- Electronics: DAE4 Sn896; Calibrated: 2018-11-08
- Phantom: SAM 1; Type: SAM; Serial: 1283
- DASY52 52.8.8(1222); SEMCAD X 14.6.10(7331)

Configuration/Body/Area Scan (8x13x1): Measurement grid: dx=15mm, dy=15mm
Maximum value of SAR (measured) = 0.307 W/kg

Configuration/Body/Zoom Scan (5x5x7)/Cube 0: Measurement grid: dx=8mm, dy=8mm, dz=5mm
Reference Value = 10.15 V/m; Power Drift = 0.03 dB
Peak SAR (extrapolated) = 0.377 W/kg
SAR(1 g) = 0.280 W/kg; SAR(10 g) = 0.204 W/kg
Maximum value of SAR (measured) = 0.311 W/kg

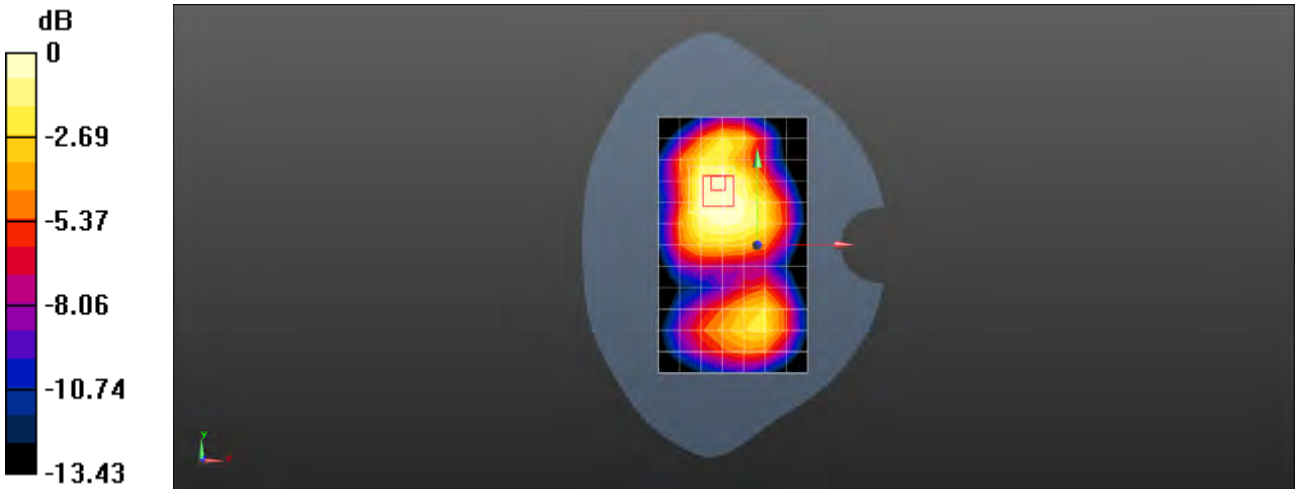

0 dB = 0.311 W/kg = -5.07 dBW/kg

Date: 2019-03-13

Test Laboratory: SGS-SAR Lab

MAR-LX1A LTE Band 7 20M QPSK 1RB99 21100CH Left cheek Ant1

DUT: MAR-LX1A; Type: Smart Phone; Serial: L2NDU19220000029

Communication System: UID 0, LTE-FDD BW 20MHz (0); Frequency: 2535 MHz;Duty Cycle: 1:1

Medium: HSL2600;Medium parameters used: f = 2535 MHz; σ = 1.895 S/m; ε_r = 39.886; ρ = 1000 kg/m^3
Phantom section: Left Section

DASY 5 Configuration:

- Probe: ES3DV3 - SN3121; ConvF(4.6, 4.6, 4.6); Calibrated: 2019-02-25;
- Sensor-Surface: 3mm (Mechanical Surface Detection), z = -1.0, 32.0
- Electronics: DAE4 Sn896; Calibrated: 2018-11-08
- Phantom: SAM 1; Type: SAM; Serial: 1283
- DASY52 52.8.8(1222); SEMCAD X 14.6.10(7331)

Configuration/Head/Area Scan (9x16x1): Measurement grid: dx=12mm, dy=12mm
Maximum value of SAR (measured) = 0.279 W/kg

Configuration/Head/Zoom Scan (7x7x7)/Cube 0: Measurement grid: dx=5mm, dy=5mm, dz=5mm
Reference Value = 3.739 V/m; Power Drift = 0.09 dB
Peak SAR (extrapolated) = 0.445 W/kg
SAR(1 g) = 0.249 W/kg; SAR(10 g) = 0.136 W/kg
Maximum value of SAR (measured) = 0.306 W/kg

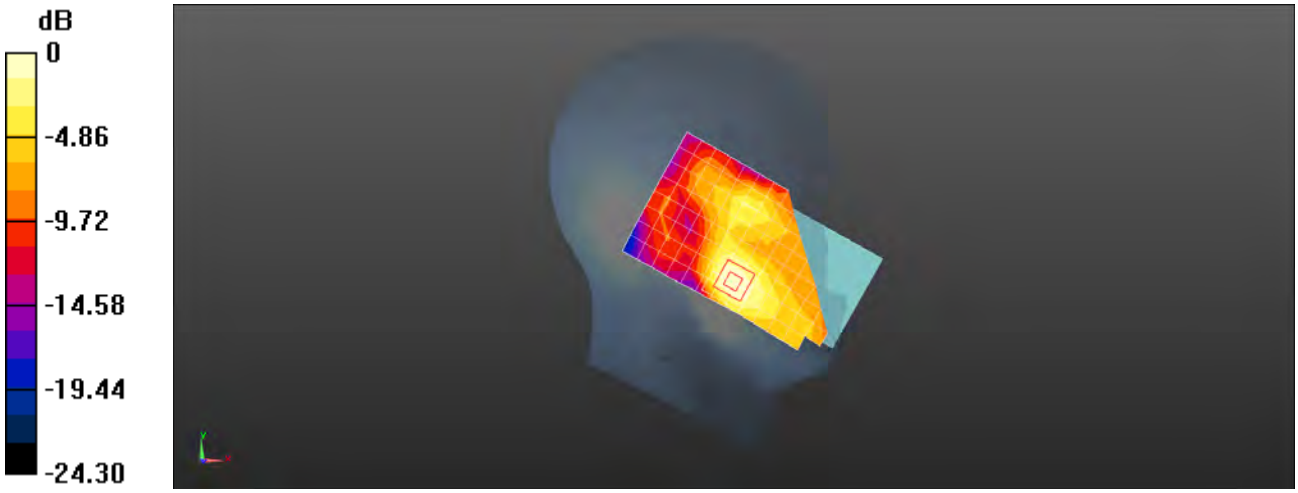

0 dB = 0.306 W/kg = -5.14 dBW/kg

Date: 2019-03-14

Test Laboratory: SGS-SAR Lab

MAR-LX1A LTE Band 7 20M QPSK 1RB99 21100CH Back side 15mm Ant1

DUT: MAR-LX1A; Type: Smart Phone; Serial: L2NDU19220000029

Communication System: UID 0, LTE-FDD BW 20MHz (0); Frequency: 2535 MHz;Duty Cycle: 1:1

Medium: MSL2600;Medium parameters used: f = 2535 MHz; σ = 1.984 S/m; ε_r = 51.273; ρ = 1000 kg/m^3
Phantom section: Flat Section

DASY 5 Configuration:

- Probe: ES3DV3 - SN3121; ConvF(4.47, 4.47, 4.47); Calibrated: 2019-02-25;
- Sensor-Surface: 3mm (Mechanical Surface Detection), z = -1.0, 32.0
- Electronics: DAE4 Sn896; Calibrated: 2018-11-08
- Phantom: SAM 2; Type: SAM; Serial: 1913
- DASY52 52.8.8(1222); SEMCAD X 14.6.10(7331)

Configuration/Body/Area Scan (9x15x1): Measurement grid: dx=12mm, dy=12mm
Maximum value of SAR (measured) = 0.271 W/kg

Configuration/Body/Zoom Scan (7x7x7)/Cube 0: Measurement grid: dx=5mm, dy=5mm, dz=5mm
Reference Value = 3.509 V/m; Power Drift = 0.09 dB
Peak SAR (extrapolated) = 0.413 W/kg
SAR(1 g) = 0.235 W/kg; SAR(10 g) = 0.136 W/kg
Maximum value of SAR (measured) = 0.282 W/kg

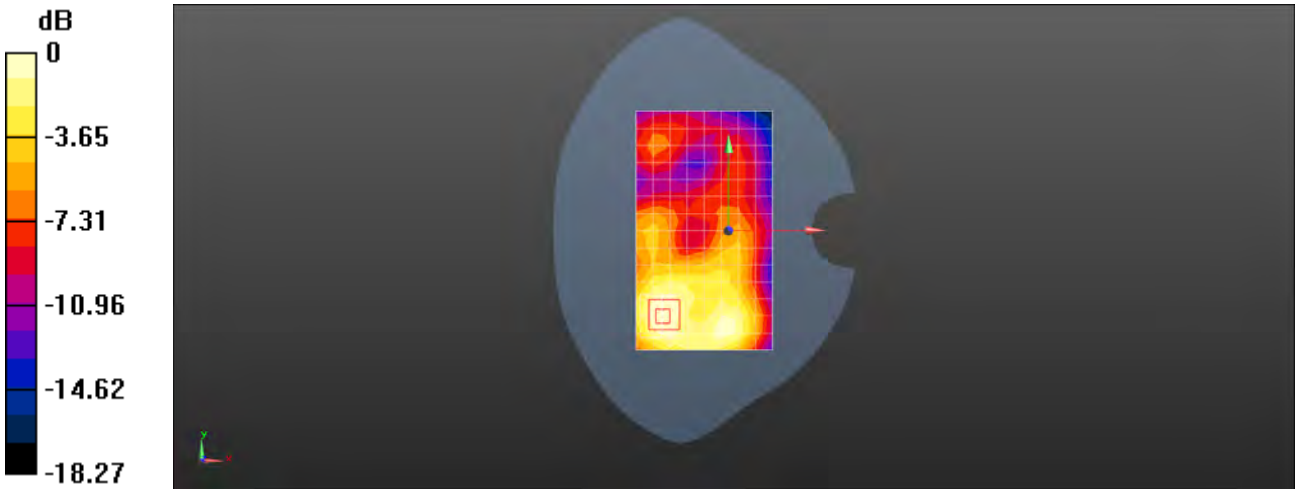

0 dB = 0.282 W/kg = -5.50 dBW/kg

Date: 2019-03-14

Test Laboratory: SGS-SAR Lab

MAR-LX1A LTE Band 7 20M QPSK 1RB99 21100CH Bottom side 10mm Ant1

DUT: MAR-LX1A; Type: Smart Phone; Serial: L2NDU19220000029

Communication System: UID 0, LTE-FDD BW 20MHz (0); Frequency: 2535 MHz;Duty Cycle: 1:1

Medium: MSL2600;Medium parameters used: f = 2535 MHz; σ = 1.984 S/m; ε_r = 51.273; ρ = 1000 kg/m^3
Phantom section: Flat Section

DASY 5 Configuration:

- Probe: ES3DV3 - SN3121; ConvF(4.47, 4.47, 4.47); Calibrated: 2019-02-25;
- Sensor-Surface: 3mm (Mechanical Surface Detection), z = -1.0, 32.0
- Electronics: DAE4 Sn896; Calibrated: 2018-11-08
- Phantom: SAM 2; Type: SAM; Serial: 1913
- DASY52 52.8.8(1222); SEMCAD X 14.6.10(7331)

Configuration/Body/Area Scan (5x9x1): Measurement grid: dx=12mm, dy=12mm
Maximum value of SAR (measured) = 0.661 W/kg

Configuration/Body/Zoom Scan (7x7x7)/Cube 0: Measurement grid: dx=5mm, dy=5mm, dz=5mm
Reference Value = 17.59 V/m; Power Drift = -0.02 dB
Peak SAR (extrapolated) = 1.06 W/kg
SAR(1 g) = 0.543 W/kg; SAR(10 g) = 0.278 W/kg
Maximum value of SAR (measured) = 0.694 W/kg

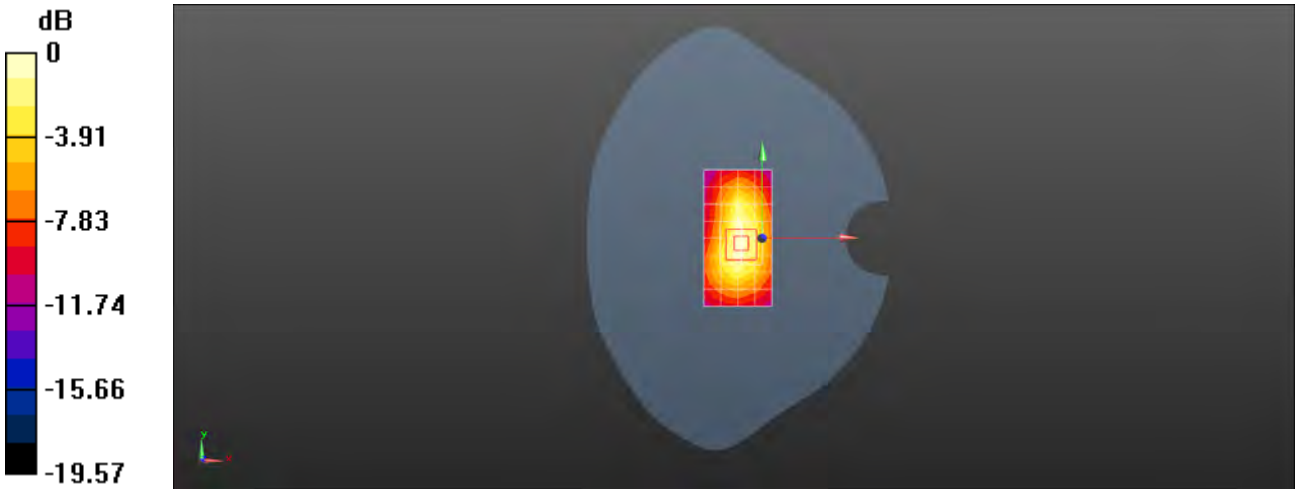

0 dB = 0.694 W/kg = -1.59 dBW/kg

Date: 2019-03-13

Test Laboratory: SGS-SAR Lab

MAR-LX1A LTE Band 7 20M QPSK 1RB99 21100CH Right cheek Ant2

DUT: MAR-LX1A; Type: Smart Phone; Serial: L2NDU19220000029

Communication System: UID 0, LTE-FDD BW 20MHz (0); Frequency: 2535 MHz;Duty Cycle: 1:1

Medium: HSL2600;Medium parameters used: f = 2535 MHz; σ = 1.895 S/m; ε_r = 39.886; ρ = 1000 kg/m^3
Phantom section: Right Section

DASY 5 Configuration:

- Probe: ES3DV3 - SN3121; ConvF(4.6, 4.6, 4.6); Calibrated: 2019-02-25;
- Sensor-Surface: 3mm (Mechanical Surface Detection), z = -1.0, 32.0
- Electronics: DAE4 Sn896; Calibrated: 2018-11-08
- Phantom: SAM 1; Type: SAM; Serial: 1283
- DASY52 52.8.8(1222); SEMCAD X 14.6.10(7331)

Configuration/Head/Area Scan (9x16x1): Measurement grid: dx=12mm, dy=12mm
Maximum value of SAR (measured) = 0.564 W/kg

Configuration/Head/Zoom Scan (7x7x7)/Cube 0: Measurement grid: dx=5mm, dy=5mm, dz=5mm
Reference Value = 8.892 V/m; Power Drift = 0.01 dB
Peak SAR (extrapolated) = 0.928 W/kg
SAR(1 g) = 0.484 W/kg; SAR(10 g) = 0.248 W/kg
Maximum value of SAR (measured) = 0.609 W/kg



0 dB = 0.609 W/kg = -2.15 dBW/kg

Date: 2019-03-14

Test Laboratory: SGS-SAR Lab

MAR-LX1A LTE Band 7 20M QPSK 1RB99 21100CH Back side 15mm Ant2

DUT: MAR-LX1A; Type: Smart Phone; Serial: L2NDU19220000029

Communication System: UID 0, LTE-FDD BW 20MHz (0); Frequency: 2535 MHz;Duty Cycle: 1:1

Medium: MSL2600;Medium parameters used: f = 2535 MHz; σ = 2.083 S/m; ε_r = 50.149; ρ = 1000 kg/m^3
Phantom section: Flat Section

DASY 5 Configuration:

- Probe: ES3DV3 - SN3121; ConvF(4.47, 4.47, 4.47); Calibrated: 2019-02-25;
- Sensor-Surface: 3mm (Mechanical Surface Detection), z = -1.0, 32.0
- Electronics: DAE4 Sn896; Calibrated: 2018-11-08
- Phantom: SAM 2; Type: SAM; Serial: 1913
- DASY52 52.8.8(1222); SEMCAD X 14.6.10(7331)

Configuration/Body/Area Scan (9x15x1): Measurement grid: dx=12mm, dy=12mm
Maximum value of SAR (measured) = 0.182 W/kg

Configuration/Body/Zoom Scan (7x7x7)/Cube 0: Measurement grid: dx=5mm, dy=5mm, dz=5mm
Reference Value = 5.281 V/m; Power Drift = 0.16 dB
Peak SAR (extrapolated) = 0.269 W/kg
SAR(1 g) = 0.149 W/kg; SAR(10 g) = 0.085 W/kg
Maximum value of SAR (measured) = 0.180 W/kg

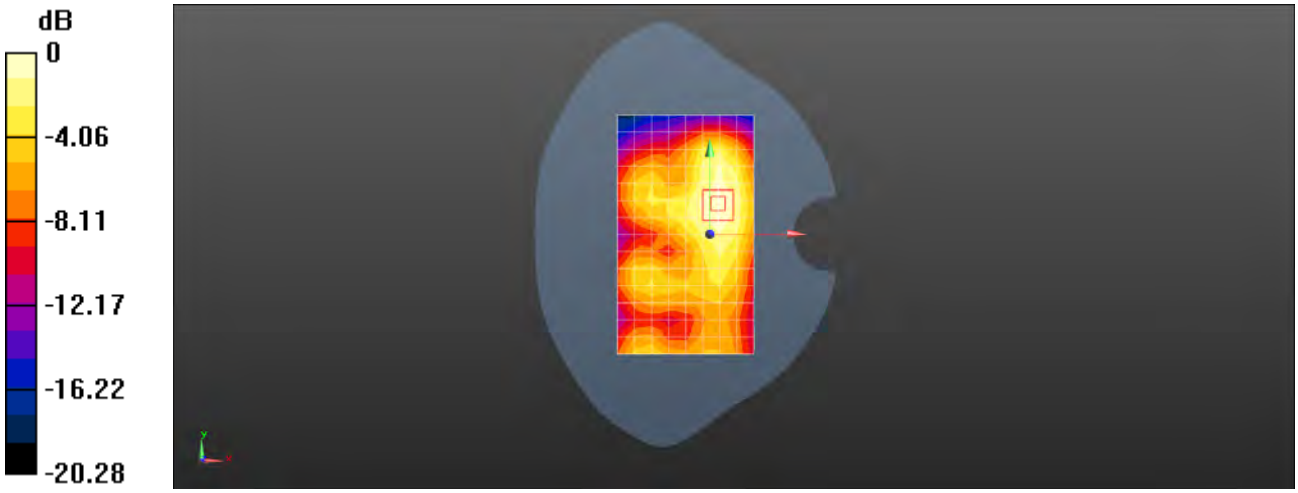

0 dB = 0.180 W/kg = -7.45 dBW/kg

Date: 2019-03-14

Test Laboratory: SGS-SAR Lab

MAR-LX1A LTE Band 7 20M QPSK 1RB99 21100CH Left side 10mm Ant2

DUT: MAR-LX1A; Type: Smart Phone; Serial: L2NDU19220000029

Communication System: UID 0, LTE-FDD BW 20MHz (0); Frequency: 2535 MHz;Duty Cycle: 1:1

Medium: MSL2600;Medium parameters used: f = 2535 MHz; σ = 2.083 S/m; ε_r = 50.149; ρ = 1000 kg/m^3
Phantom section: Flat Section

DASY 5 Configuration:

- Probe: ES3DV3 - SN3121; ConvF(4.47, 4.47, 4.47); Calibrated: 2019-02-25;
- Sensor-Surface: 3mm (Mechanical Surface Detection), z = -1.0, 32.0
- Electronics: DAE4 Sn896; Calibrated: 2018-11-08
- Phantom: SAM 2; Type: SAM; Serial: 1913
- DASY52 52.8.8(1222); SEMCAD X 14.6.10(7331)

Configuration/Body/Area Scan (6x15x1): Measurement grid: dx=12mm, dy=12mm
Maximum value of SAR (measured) = 0.436 W/kg

Configuration/Body/Zoom Scan (7x7x7)/Cube 0: Measurement grid: dx=5mm, dy=5mm, dz=5mm
Reference Value = 12.38 V/m; Power Drift = 0.00 dB
Peak SAR (extrapolated) = 0.737 W/kg
SAR(1 g) = 0.376 W/kg; SAR(10 g) = 0.195 W/kg
Maximum value of SAR (measured) = 0.471 W/kg

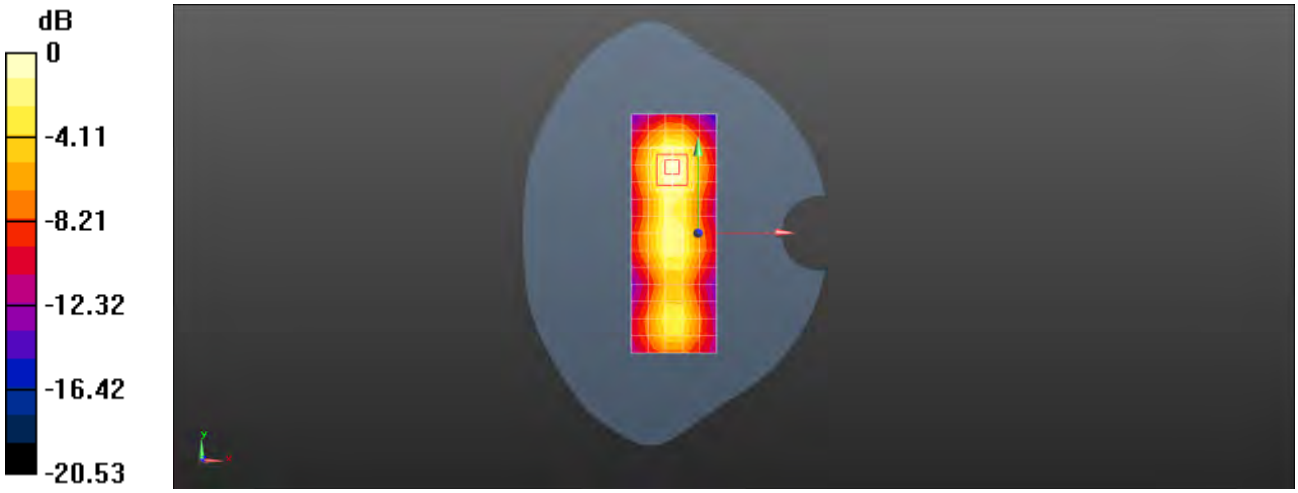

0 dB = 0.471 W/kg = -3.27 dBW/kg

Date: 2019-03-13

Test Laboratory: SGS-SAR Lab

MAR-LX1A LTE Band 38 20M QPSK 1RB0 38000CH Left cheek Ant1

DUT: MAR-LX1A; Type: Smart Phone; Serial: L2NDU19220000029

Communication System: UID 0, LTE-TDD BW 20MHz (0); Frequency: 2595 MHz;Duty Cycle: 1:1.57906

Medium: HSL2600;Medium parameters used: f = 2595 MHz; σ = 1.961 S/m; ε_r = 39.698; ρ = 1000 kg/m^3
Phantom section: Left Section

DASY 5 Configuration:

- Probe: ES3DV3 - SN3121; ConvF(4.41, 4.41, 4.41); Calibrated: 2019-02-25;
- Sensor-Surface: 3mm (Mechanical Surface Detection), z = -1.0, 32.0
- Electronics: DAE4 Sn896; Calibrated: 2018-11-08
- Phantom: SAM 1; Type: SAM; Serial: 1283
- DASY52 52.8.8(1222); SEMCAD X 14.6.10(7331)

Configuration/Head/Area Scan (9x16x1): Measurement grid: dx=12mm, dy=12mm
Maximum value of SAR (measured) = 0.187 W/kg

Configuration/Head/Zoom Scan (7x7x7)/Cube 0: Measurement grid: dx=5mm, dy=5mm, dz=5mm
Reference Value = 2.199 V/m; Power Drift = 0.05 dB
Peak SAR (extrapolated) = 0.302 W/kg
SAR(1 g) = 0.166 W/kg; SAR(10 g) = 0.089 W/kg
Maximum value of SAR (measured) = 0.205 W/kg

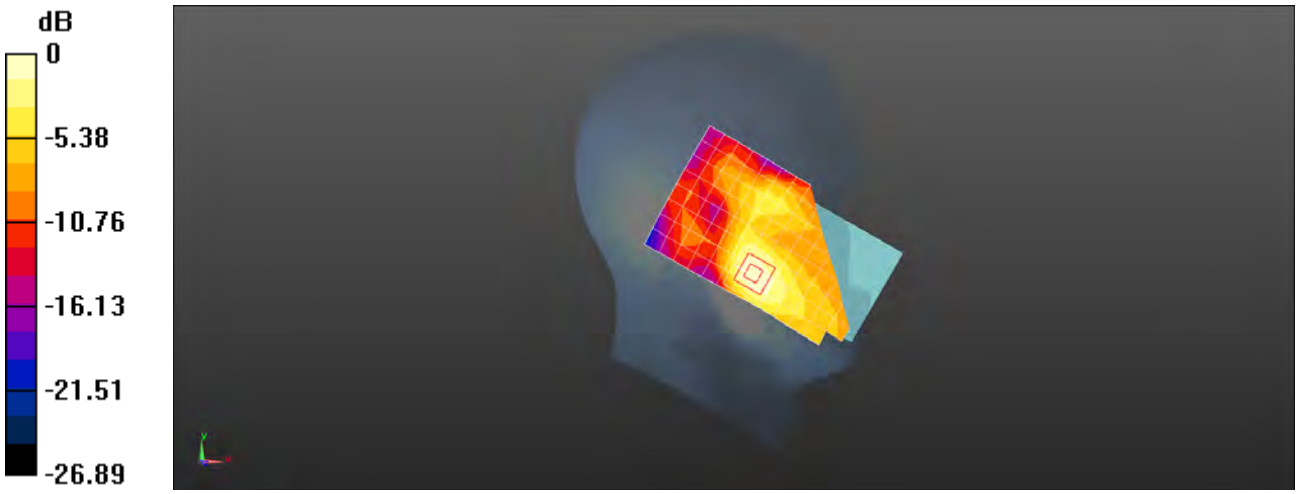

0 dB = 0.205 W/kg = -6.88 dBW/kg

Date: 2019-03-14

Test Laboratory: SGS-SAR Lab

MAR-LX1A LTE Band 38 20M QPSK 1RB0 38000CH Front side 15mm Ant1

DUT: MAR-LX1A; Type: Smart Phone; Serial: L2NDU19220000029

Communication System: UID 0, LTE-TDD BW 20MHz (0); Frequency: 2595 MHz;Duty Cycle: 1:1.57906

Medium: MSL2600;Medium parameters used: f = 2595 MHz; σ = 2.05 S/m; ε_r = 51.141; ρ = 1000 kg/m^3
Phantom section: Flat Section

DASY 5 Configuration:

- Probe: ES3DV3 - SN3121; ConvF(4.3, 4.3, 4.3); Calibrated: 2019-02-25;
- Sensor-Surface: 3mm (Mechanical Surface Detection), z = -1.0, 32.0
- Electronics: DAE4 Sn896; Calibrated: 2018-11-08
- Phantom: SAM 2; Type: SAM; Serial: 1913
- DASY52 52.8.8(1222); SEMCAD X 14.6.10(7331)

Configuration/Body/Area Scan (9x15x1): Measurement grid: dx=12mm, dy=12mm
Maximum value of SAR (measured) = 0.139 W/kg

Configuration/Body/Zoom Scan (7x7x7)/Cube 0: Measurement grid: dx=5mm, dy=5mm, dz=5mm
Reference Value = 2.440 V/m; Power Drift = 0.11 dB
Peak SAR (extrapolated) = 0.228 W/kg
SAR(1 g) = 0.117 W/kg; SAR(10 g) = 0.064 W/kg
Maximum value of SAR (measured) = 0.146 W/kg

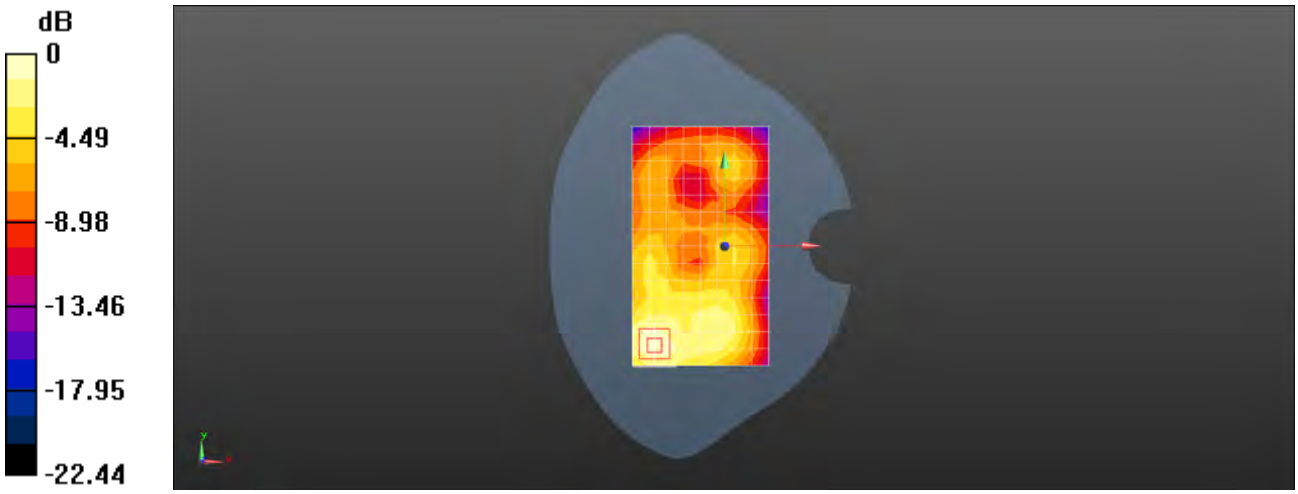

0 dB = 0.146 W/kg = -8.36 dBW/kg

Date: 2019-03-14

Test Laboratory: SGS-SAR Lab

MAR-LX1A LTE Band 38 20M QPSK 1RB0 38000CH Bottom side 10mm Ant1

DUT: MAR-LX1A; Type: Smart Phone; Serial: L2NDU19220000029

Communication System: UID 0, LTE-TDD BW 20MHz (0); Frequency: 2595 MHz;Duty Cycle: 1:1.57906

Medium: MSL2600;Medium parameters used: f = 2595 MHz; σ = 2.05 S/m; ε_r = 51.141; ρ = 1000 kg/m^3
Phantom section: Flat Section

DASY 5 Configuration:

- Probe: ES3DV3 - SN3121; ConvF(4.3, 4.3, 4.3); Calibrated: 2019-02-25;
- Sensor-Surface: 3mm (Mechanical Surface Detection), z = -1.0, 32.0
- Electronics: DAE4 Sn896; Calibrated: 2018-11-08
- Phantom: SAM 2; Type: SAM; Serial: 1913
- DASY52 52.8.8(1222); SEMCAD X 14.6.10(7331)

Configuration/Body/Area Scan (5x9x1): Measurement grid: dx=12mm, dy=12mm
Maximum value of SAR (measured) = 0.300 W/kg

Configuration/Body/Zoom Scan (7x7x7)/Cube 0: Measurement grid: dx=5mm, dy=5mm, dz=5mm
Reference Value = 11.53 V/m; Power Drift = -0.08 dB
Peak SAR (extrapolated) = 0.501 W/kg
SAR(1 g) = 0.251 W/kg; SAR(10 g) = 0.128 W/kg
Maximum value of SAR (measured) = 0.318 W/kg

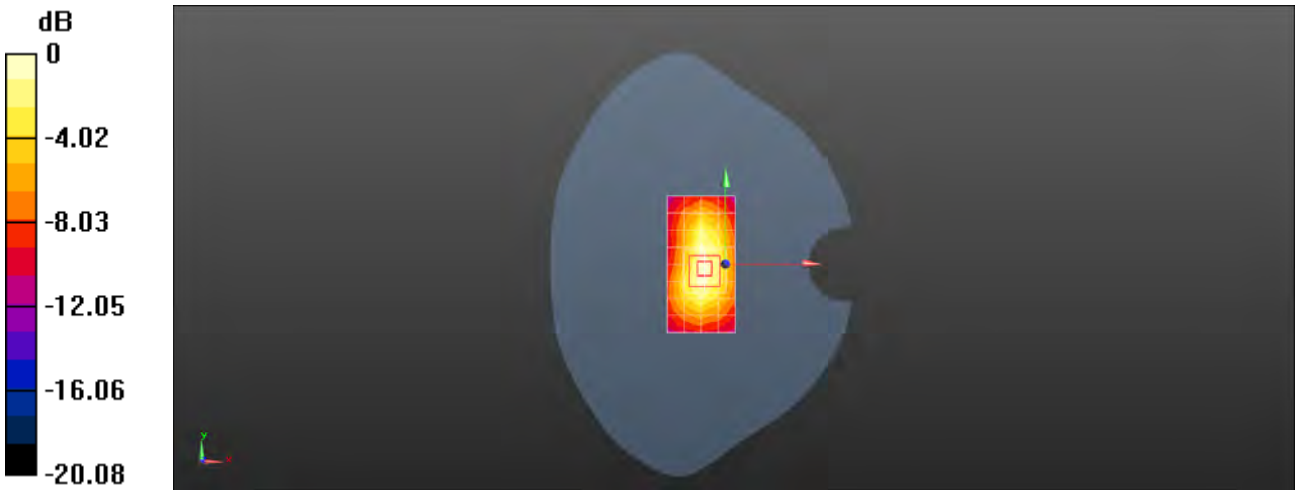

0 dB = 0.318 W/kg = -4.98 dBW/kg

Date: 2019-03-13

Test Laboratory: SGS-SAR Lab

MAR-LX1A LTE Band 38 20M QPSK 50RB0 38150CH Right cheek Ant2

DUT: MAR-LX1A; Type: Smart Phone; Serial: L2NDU19220000029

Communication System: UID 0, LTE-TDD BW 20MHz (0); Frequency: 2610 MHz;Duty Cycle: 1:1.57906

Medium: HSL2600;Medium parameters used: f = 2610 MHz; σ = 1.978 S/m; ε_r = 39.639; ρ = 1000 kg/m^3
Phantom section: Right Section

DASY 5 Configuration:

- Probe: ES3DV3 - SN3121; ConvF(4.41, 4.41, 4.41); Calibrated: 2019-02-25;
- Sensor-Surface: 3mm (Mechanical Surface Detection), z = -1.0, 32.0
- Electronics: DAE4 Sn896; Calibrated: 2018-11-08
- Phantom: SAM 1; Type: SAM; Serial: 1283
- DASY52 52.8.8(1222); SEMCAD X 14.6.10(7331)

Configuration/Head/Area Scan (9x16x1): Measurement grid: dx=12mm, dy=12mm
Maximum value of SAR (measured) = 0.581 W/kg

Configuration/Head/Zoom Scan (7x7x7)/Cube 0: Measurement grid: dx=5mm, dy=5mm, dz=5mm
Reference Value = 7.804 V/m; Power Drift = 0.03 dB
Peak SAR (extrapolated) = 0.986 W/kg
SAR(1 g) = 0.512 W/kg; SAR(10 g) = 0.260 W/kg
Maximum value of SAR (measured) = 0.634 W/kg



0 dB = 0.634 W/kg = -1.98 dBW/kg

Date: 2019-03-14

Test Laboratory: SGS-SAR Lab

MAR-LX1A LTE Band 38 20M QPSK 1RB0 38000CH Back side 15mm Ant2

DUT: MAR-LX1A; Type: Smart Phone; Serial: L2NDU19220000029

Communication System: UID 0, LTE-TDD BW 20MHz (0); Frequency: 2595 MHz;Duty Cycle: 1:1.57906

Medium: MSL2600;Medium parameters used: f = 2595 MHz; σ = 2.15 S/m; ε_r = 50.01; ρ = 1000 kg/m^3
Phantom section: Flat Section

DASY 5 Configuration:

- Probe: ES3DV3 - SN3121; ConvF(4.3, 4.3, 4.3); Calibrated: 2019-02-25;
- Sensor-Surface: 3mm (Mechanical Surface Detection), z = -1.0, 32.0
- Electronics: DAE4 Sn896; Calibrated: 2018-11-08
- Phantom: SAM 2; Type: SAM; Serial: 1913
- DASY52 52.8.8(1222); SEMCAD X 14.6.10(7331)

Configuration/Body/Area Scan (9x15x1): Measurement grid: dx=12mm, dy=12mm
Maximum value of SAR (measured) = 0.155 W/kg

Configuration/Body/Zoom Scan (7x7x7)/Cube 0: Measurement grid: dx=5mm, dy=5mm, dz=5mm
Reference Value = 3.879 V/m; Power Drift = -0.06 dB
Peak SAR (extrapolated) = 0.237 W/kg
SAR(1 g) = 0.127 W/kg; SAR(10 g) = 0.073 W/kg

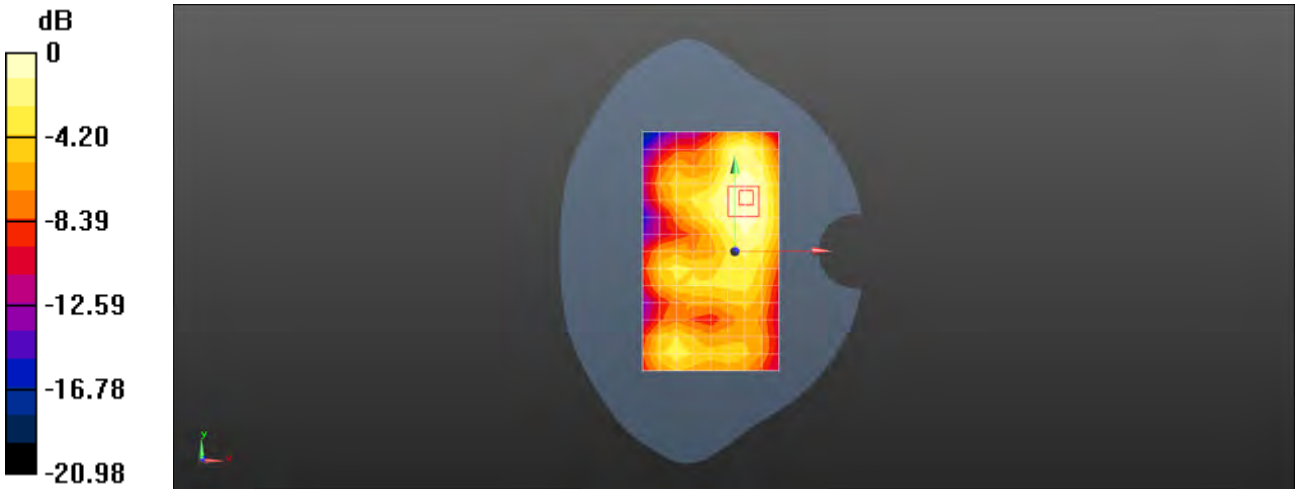

0 dB = 0.155 W/kg = -8.10 dBW/kg

Date: 2019-03-14

Test Laboratory: SGS-SAR Lab

MAR-LX1A LTE Band 38 20M QPSK 1RB0 38000CH Left side 10mm Ant2

DUT: MAR-LX1A; Type: Smart Phone; Serial: L2NDU19220000029

Communication System: UID 0, LTE-TDD BW 20MHz (0); Frequency: 2595 MHz;Duty Cycle: 1:1.57906

Medium: MSL2600;Medium parameters used: f = 2595 MHz; σ = 2.15 S/m; ε_r = 50.01; ρ = 1000 kg/m^3
Phantom section: Flat Section

DASY 5 Configuration:

- Probe: ES3DV3 - SN3121; ConvF(4.3, 4.3, 4.3); Calibrated: 2019-02-25;
- Sensor-Surface: 3mm (Mechanical Surface Detection), z = -1.0, 32.0
- Electronics: DAE4 Sn896; Calibrated: 2018-11-08
- Phantom: SAM 2; Type: SAM; Serial: 1913
- DASY52 52.8.8(1222); SEMCAD X 14.6.10(7331)

Configuration/Body/Area Scan (5x16x1): Measurement grid: dx=12mm, dy=12mm
Maximum value of SAR (measured) = 0.391 W/kg

Configuration/Body/Zoom Scan (7x7x7)/Cube 0: Measurement grid: dx=5mm, dy=5mm, dz=5mm
Reference Value = 9.549 V/m; Power Drift = 0.04 dB
Peak SAR (extrapolated) = 0.612 W/kg
SAR(1 g) = 0.309 W/kg; SAR(10 g) = 0.160 W/kg
Maximum value of SAR (measured) = 0.389 W/kg

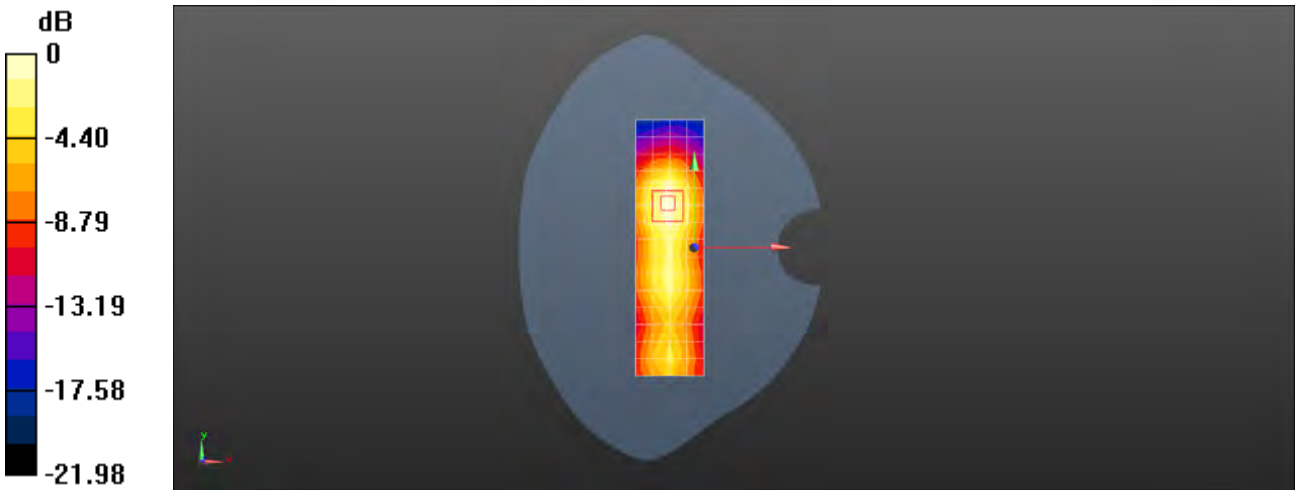

0 dB = 0.389 W/kg = -4.10 dBW/kg

Date: 2019-03-15

Test Laboratory: SGS-SAR Lab

MAR-LX1A 802.11b 1CH Left cheek

DUT: MAR-LX1A; Type: Smart Phone; Serial: L2NDU19220000029

Communication System: UID 0, WI-FI(2.4GHz) (0); Frequency: 2412 MHz;Duty Cycle: 1:1

Medium: HSL2450;Medium parameters used: f = 2412 MHz; σ = 1.759 S/m; ε_r = 40.246; ρ = 1000 kg/m^3
Phantom section: Left Section

DASY 5 Configuration:

- Probe: EX3DV4 - SN3962; ConvF(7.58, 7.58, 7.58); Calibrated: 2019-02-25;
- Sensor-Surface: 1.4mm (Mechanical Surface Detection), z = -2.0, 31.0
- Electronics: DAE4 Sn896; Calibrated: 2018-11-08
- Phantom: SAM 1; Type: SAM; Serial: 1283
- DASY52 52.8.8(1222); SEMCAD X 14.6.10(7331)

Configuration/Head/Area Scan (9x16x1): Measurement grid: dx=12mm, dy=12mm
Maximum value of SAR (measured) = 0.247 W/kg

Configuration/Head/Zoom Scan (7x7x7)/Cube 0: Measurement grid: dx=5mm, dy=5mm, dz=5mm
Reference Value = 4.199 V/m; Power Drift = 0.12 dB
Peak SAR (extrapolated) = 0.535 W/kg
SAR(1 g) = 0.195 W/kg; SAR(10 g) = 0.080 W/kg
Maximum value of SAR (measured) = 0.284 W/kg

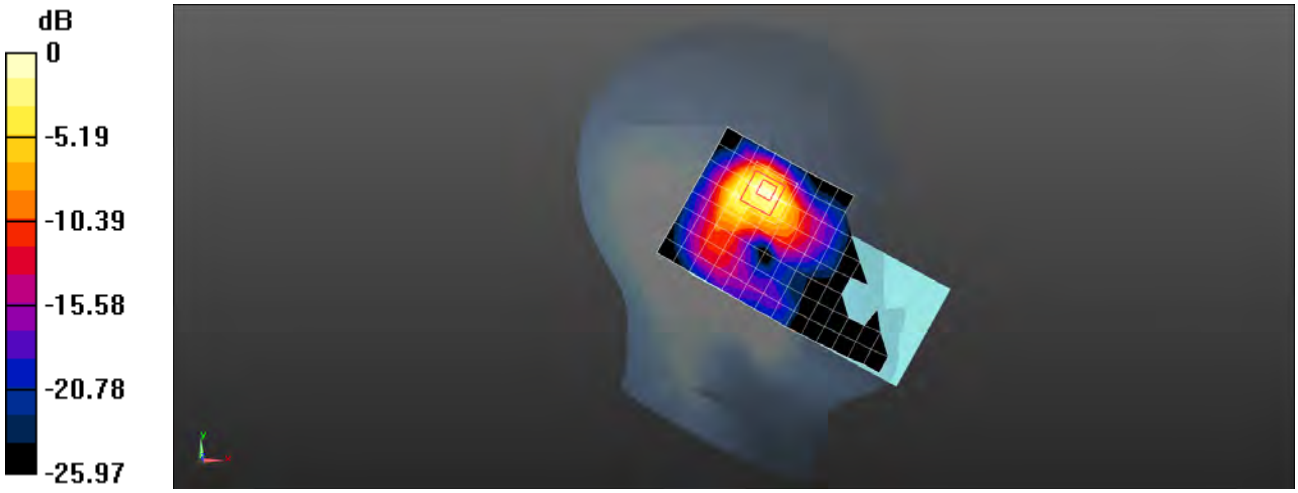

0 dB = 0.284 W/kg = -5.47 dBW/kg

Date: 2019-03-14

Test Laboratory: SGS-SAR Lab

MAR-LX1A 802.11b 1CH Back side 15mm

DUT: MAR-LX1A; Type: Smart Phone; Serial: L2NDU19220000029

Communication System: UID 0, WI-FI(2.4GHz) (0); Frequency: 2412 MHz;Duty Cycle: 1:1

Medium: MSL2450;Medium parameters used: f = 2412 MHz; σ = 1.846 S/m; ε_r = 51.535; ρ = 1000 kg/m^3
Phantom section: Flat Section

DASY 5 Configuration:

- Probe: ES3DV3 - SN3121; ConvF(4.47, 4.47, 4.47); Calibrated: 2019-02-25;
- Sensor-Surface: 3mm (Mechanical Surface Detection), z = -1.0, 32.0
- Electronics: DAE4 Sn896; Calibrated: 2018-11-08
- Phantom: SAM 2; Type: SAM; Serial: 1913
- DASY52 52.8.8(1222); SEMCAD X 14.6.10(7331)

Configuration/Body/Area Scan (9x16x1): Measurement grid: dx=12mm, dy=12mm
Maximum value of SAR (measured) = 0.0825 W/kg

Configuration/Body/Zoom Scan (7x7x7)/Cube 0: Measurement grid: dx=5mm, dy=5mm, dz=5mm
Reference Value = 3.007 V/m; Power Drift = 0.19 dB
Peak SAR (extrapolated) = 0.136 W/kg
SAR(1 g) = 0.075 W/kg; SAR(10 g) = 0.040 W/kg
Maximum value of SAR (measured) = 0.0927 W/kg

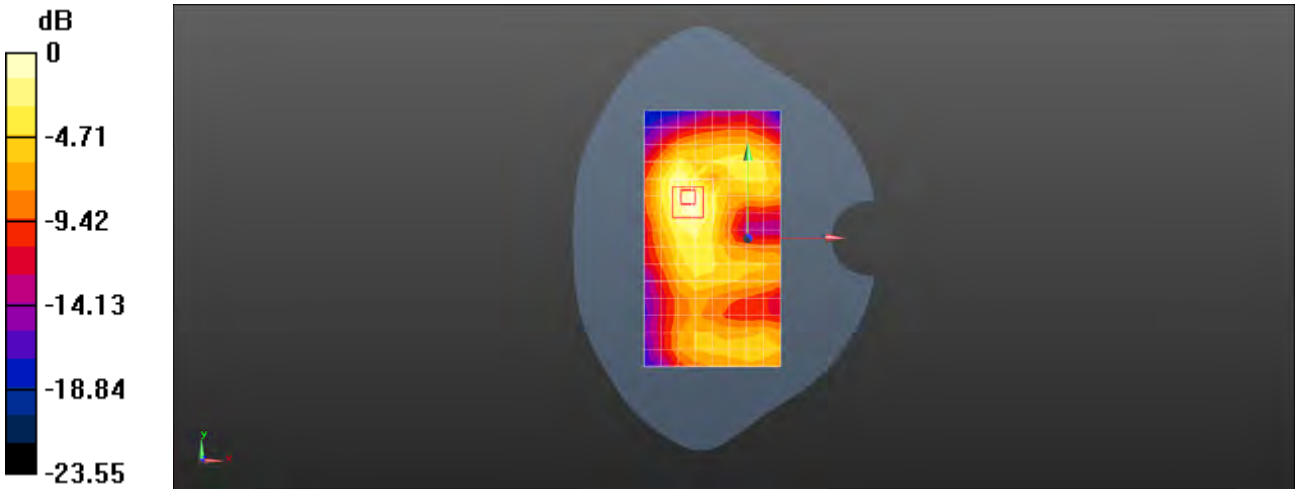

0 dB = 0.0927 W/kg = -10.33 dBW/kg

Date: 2019-03-14

Test Laboratory: SGS-SAR Lab

MAR-LX1A 802.11b 1CH Right side 10mm

DUT: MAR-LX1A; Type: Smart Phone; Serial: L2NDU19220000029

Communication System: UID 0, WI-FI(2.4GHz) (0); Frequency: 2412 MHz;Duty Cycle: 1:1

Medium: MSL2450;Medium parameters used: f = 2412 MHz; σ = 1.846 S/m; ε_r = 51.535; ρ = 1000 kg/m^3
Phantom section: Flat Section

DASY 5 Configuration:

- Probe: ES3DV3 - SN3121; ConvF(4.47, 4.47, 4.47); Calibrated: 2019-02-25;
- Sensor-Surface: 3mm (Mechanical Surface Detection), z = -1.0, 32.0
- Electronics: DAE4 Sn896; Calibrated: 2018-11-08
- Phantom: SAM 2; Type: SAM; Serial: 1913
- DASY52 52.8.8(1222); SEMCAD X 14.6.10(7331)

Configuration/Body/Area Scan (6x16x1): Measurement grid: dx=12mm, dy=12mm
Maximum value of SAR (measured) = 0.184 W/kg

Configuration/Body/Zoom Scan (7x7x7)/Cube 0: Measurement grid: dx=5mm, dy=5mm, dz=5mm
Reference Value = 6.979 V/m; Power Drift = -0.07 dB
Peak SAR (extrapolated) = 0.378 W/kg
SAR(1 g) = 0.182 W/kg; SAR(10 g) = 0.081 W/kg
Maximum value of SAR (measured) = 0.247 W/kg

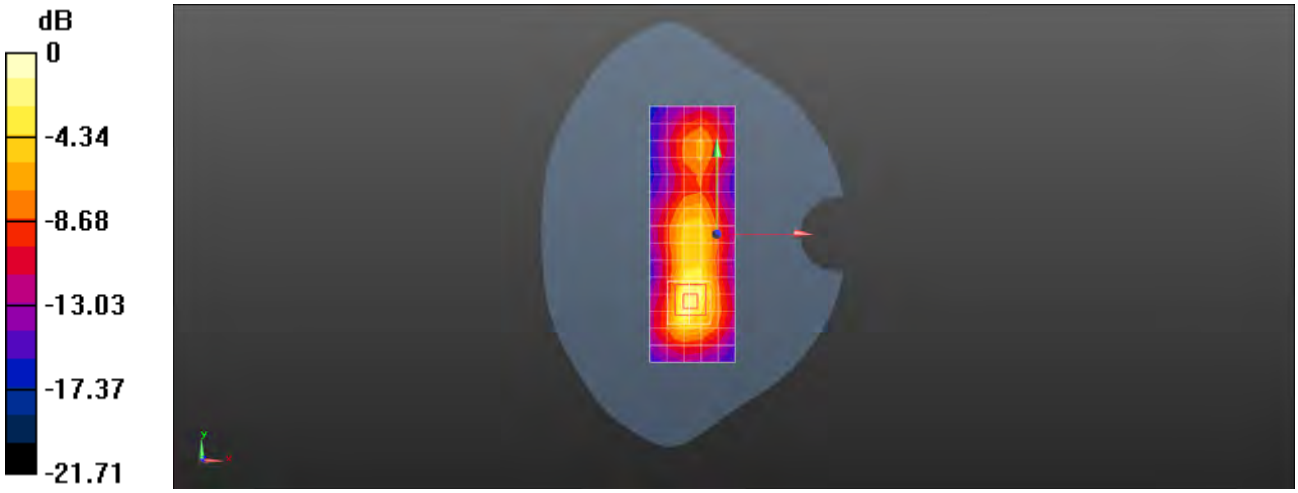

0 dB = 0.247 W/kg = -6.07 dBW/kg

Date: 2019-03-15

Test Laboratory: SGS-SAR Lab

MAR-LX1A BT 39CH Left cheek

DUT: MAR-LX1A; Type: Smart Phone; Serial: L2NDU19220000029

Communication System: UID 0, Bluetooth (0); Frequency: 2441 MHz;Duty Cycle: 1:1

Medium: HSL2450;Medium parameters used: f = 2441 MHz; σ = 1.787 S/m; ε_r = 40.429; ρ = 1000 kg/m^3
Phantom section: Left Section

DASY 5 Configuration:

- Probe: EX3DV4 - SN3962; ConvF(7.58, 7.58, 7.58); Calibrated: 2019-02-25;
- Sensor-Surface: 1.4mm (Mechanical Surface Detection), z = -2.0, 31.0
- Electronics: DAE4 Sn896; Calibrated: 2018-11-08
- Phantom: SAM 1; Type: SAM; Serial: 1283
- DASY52 52.8.8(1222); SEMCAD X 14.6.10(7331)

Configuration/Head/Area Scan (9x16x1): Measurement grid: dx=12mm, dy=12mm
Maximum value of SAR (measured) = 0.100 W/kg

Configuration/Head/Zoom Scan (7x7x7)/Cube 0: Measurement grid: dx=5mm, dy=5mm, dz=5mm
Reference Value = 2.484 V/m; Power Drift = 0.02 dB
Peak SAR (extrapolated) = 0.310 W/kg
SAR(1 g) = 0.146 W/kg; SAR(10 g) = 0.060 W/kg
Maximum value of SAR (measured) = 0.216 W/kg



0 dB = 0.216 W/kg = -6.66 dBW/kg

Date: 2019-03-14

Test Laboratory: SGS-SAR Lab

MAR-LX1A 802.11a 112CH Left cheek

DUT: MAR-LX1A; Type: Smart Phone; Serial: L2NDU19220000029

Communication System: UID 0, WI-FI(5GHz) (0); Frequency: 5560 MHz;Duty Cycle: 1:1

Medium: HSL5G;Medium parameters used: f = 5560 MHz; σ = 5.117 S/m; ε_r = 35.128; ρ = 1000 kg/m^3
Phantom section: Left Section

DASY 5 Configuration:

- Probe: EX3DV4 - SN3923; ConvF(4.89, 4.89, 4.89); Calibrated: 2018-09-30;
- Sensor-Surface: 1.4mm (Mechanical Surface Detection), z = -2.0, 23.4
- Electronics: DAE4 Sn1428; Calibrated: 2019-01-11
- Phantom: SAM 3; Type: SAM; Serial: 1912
- DASY52 52.8.8(1222); SEMCAD X 14.6.10(7331)

Configuration/Head/Area Scan (10x19x1): Measurement grid: dx=10mm, dy=10mm
Maximum value of SAR (measured) = 0.129 W/kg

Configuration/Head/Zoom Scan (7x7x17)/Cube 0: Measurement grid: dx=4mm, dy=4mm, dz=1.4mm
Reference Value = 0.1840 V/m; Power Drift = 0.04 dB
Peak SAR (extrapolated) = 0.353 W/kg
SAR(1 g) = 0.064 W/kg; SAR(10 g) = 0.016 W/kg
Maximum value of SAR (measured) = 0.213 W/kg



0 dB = 0.213 W/kg = -6.72 dBW/kg

Date: 2019-03-15

Test Laboratory: SGS-SAR Lab

MAR-LX1A 802.11a 149CH Back side 15mm

DUT: MAR-LX1A; Type: Smart Phone; Serial: L2NDU19220000029

Communication System: UID 0, WI-FI(5GHz) (0); Frequency: 5745 MHz;Duty Cycle: 1:1

Medium: MSL5G;Medium parameters used: f = 5745 MHz; σ = 6.036 S/m; ε_r = 46.775; ρ = 1000 kg/m^3
Phantom section: Flat Section

DASY 5 Configuration:

- Probe: EX3DV4 - SN3923; ConvF(4.37, 4.37, 4.37); Calibrated: 2018-09-30;
- Sensor-Surface: 1.4mm (Mechanical Surface Detection), z = -2.0, 23.4
- Electronics: DAE4 Sn1428; Calibrated: 2019-01-11
- Phantom: SAM 4; Type: SAM; Serial: 1640
- DASY52 52.8.8(1222); SEMCAD X 14.6.10(7331)

Configuration/Body/Area Scan (11x19x1): Measurement grid: dx=10mm, dy=10mm
Maximum value of SAR (measured) = 0.265 W/kg

Configuration/Body/Zoom Scan (7x7x17)/Cube 0: Measurement grid: dx=4mm, dy=4mm, dz=1.4mm
Reference Value = 0.8150 V/m; Power Drift = 0.03 dB
Peak SAR (extrapolated) = 0.624 W/kg
SAR(1 g) = 0.116 W/kg; SAR(10 g) = 0.043 W/kg
Maximum value of SAR (measured) = 0.285 W/kg

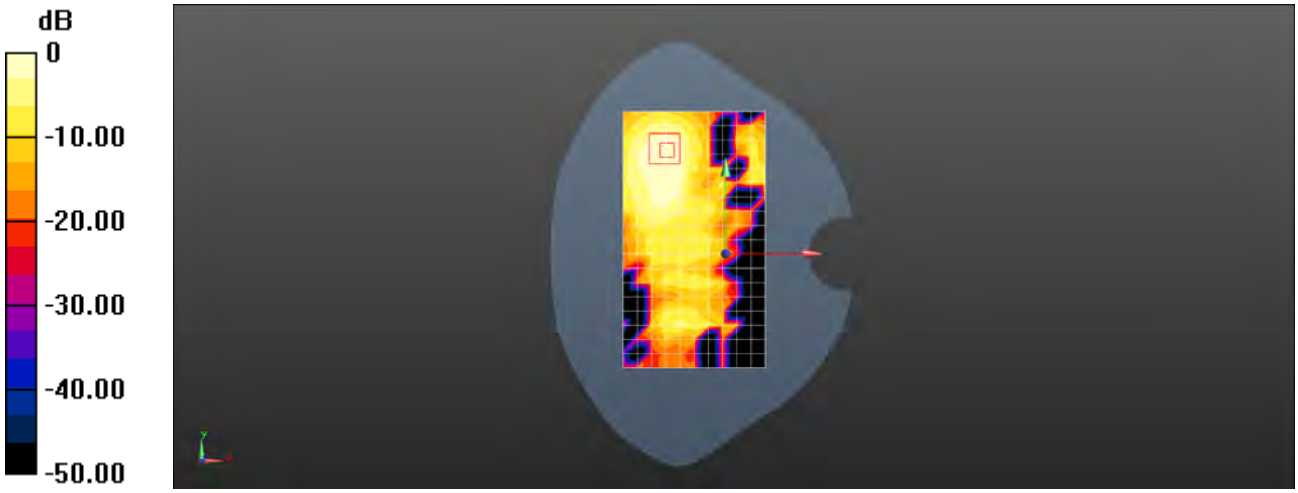

0 dB = 0.285 W/kg = -5.45 dBW/kg

Date: 2019-03-15

Test Laboratory: SGS-SAR Lab

MAR-LX1A 802.11a 149CH Right side 10mm

DUT: MAR-LX1A; Type: Smart Phone; Serial: L2NDU19220000029

Communication System: UID 0, WI-FI(5GHz) (0); Frequency: 5745 MHz;Duty Cycle: 1:1

Medium: MSL5G;Medium parameters used: f = 5745 MHz; σ = 6.036 S/m; ε_r = 46.775; ρ = 1000 kg/m^3
Phantom section: Flat Section

DASY 5 Configuration:

- Probe: EX3DV4 - SN3923; ConvF(4.37, 4.37, 4.37); Calibrated: 2018-09-30;
- Sensor-Surface: 1.4mm (Mechanical Surface Detection), z = -2.0, 23.4
- Electronics: DAE4 Sn1428; Calibrated: 2019-01-11
- Phantom: SAM 4; Type: SAM; Serial: 1640
- DASY52 52.8.8(1222); SEMCAD X 14.6.10(7331)

Configuration/Body/Area Scan (6x19x1): Measurement grid: dx=10mm, dy=10mm
Maximum value of SAR (measured) = 0.826 W/kg

Configuration/Body/Zoom Scan (7x7x17)/Cube 0: Measurement grid: dx=4mm, dy=4mm, dz=1.4mm
Reference Value = 3.827 V/m; Power Drift = -0.02 dB
Peak SAR (extrapolated) = 1.56 W/kg
SAR(1 g) = 0.360 W/kg; SAR(10 g) = 0.120 W/kg
Maximum value of SAR (measured) = 0.898 W/kg

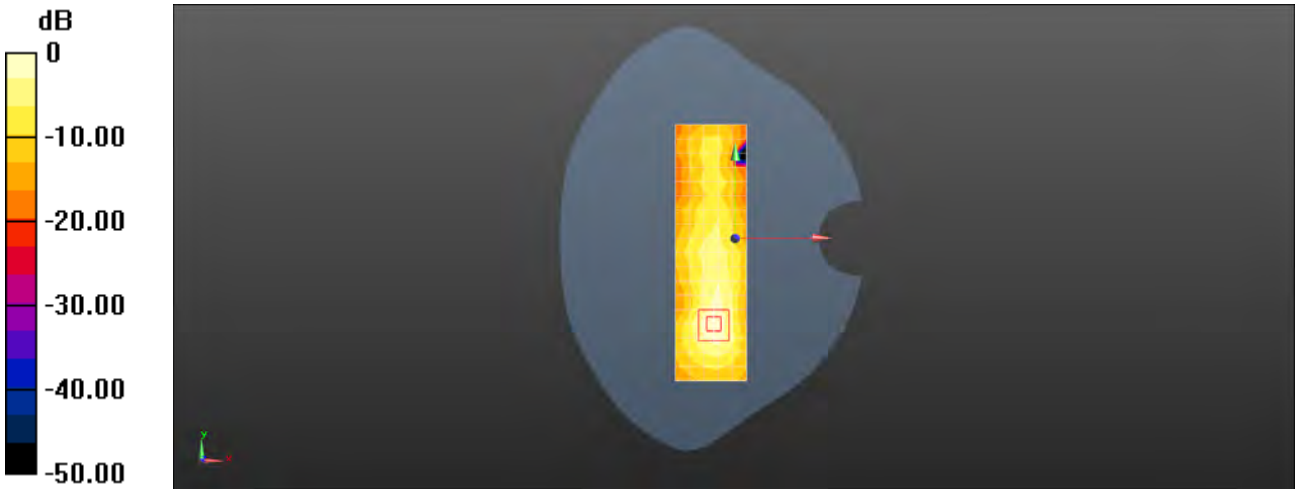

0 dB = 0.898 W/kg = -0.47 dBW/kg

Date: 2019-03-15

Test Laboratory: SGS-SAR Lab

MAR-LX1A 802.11a 100CH Right side 0mm

DUT: MAR-LX1A; Type: Smart Phone; Serial: L2NDU19220000029

Communication System: UID 0, WI-FI(5GHz) (0); Frequency: 5500 MHz;Duty Cycle: 1:1

Medium: MSL5G;Medium parameters used: f = 5500 MHz; σ = 5.74 S/m; ε_r = 47.559; ρ = 1000 kg/m^3
Phantom section: Flat Section

DASY 5 Configuration:

- Probe: EX3DV4 - SN3923; ConvF(4.22, 4.22, 4.22); Calibrated: 2018-09-30;
- Sensor-Surface: 1.4mm (Mechanical Surface Detection), z = -2.0, 23.4
- Electronics: DAE4 Sn1428; Calibrated: 2019-01-11
- Phantom: SAM 4; Type: SAM; Serial: 1640
- DASY52 52.8.8(1222); SEMCAD X 14.6.10(7331)

Configuration/Body/Area Scan (6x19x1): Measurement grid: dx=10mm, dy=10mm
Maximum value of SAR (measured) = 15.7 W/kg

Configuration/Body/Zoom Scan (7x7x17)/Cube 0: Measurement grid: dx=4mm, dy=4mm, dz=1.4mm
Reference Value = 8.031 V/m; Power Drift = -0.07 dB
Peak SAR (extrapolated) = 36.1 W/kg
SAR(1 g) = 5.15 W/kg; SAR(10 g) = 1.17 W/kg
Maximum value of SAR (measured) = 15.2 W/kg

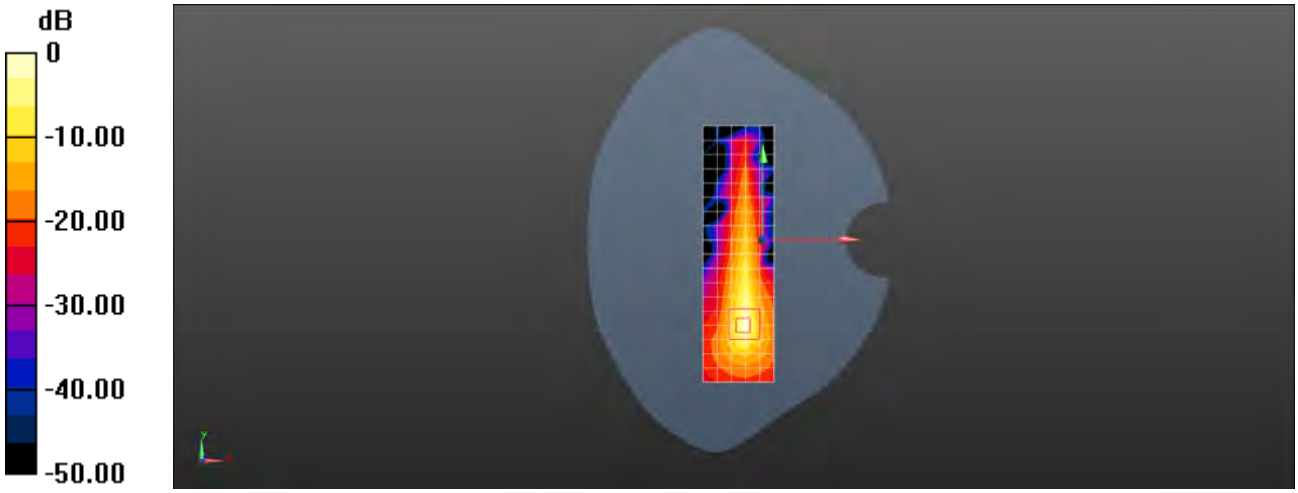

0 dB = 15.2 W/kg = 11.82 dBW/kg