Appendix B. SAR Measurement Plots

Table of contents
GSM850 Head Second Antenna
GSM850 Body Second Antenna
GSM1900 Head Second Antenna
GSM1900 Body Second Antenna
LTE Band VII Head Second Antenna
LTE Band VII Body Second Antenna
LTE Band XXXVIII Head Second Antenna
LTE Band XXXVIII Body Second Antenna
GSM850 Head Main Antenna
GSM850 Body Main Antenna
GSM1900 Head Main Antenna
GSM1900 Body Main Antenna
LTE Band VII Head Main Antenna
LTE Band VII Body Main Antenna
LTE Band XXXVIII Head Main Antenna
LTE Band XXXVIII Body Main Antenna
WiFi 2.4G Head
WiFi 2.4G Body

Date: 2016-5-26

Test Laboratory: HUAWEI SAR/HAC Lab

MLA-L11 GSM850 190CH Right touch with SIM2-Second Antenna

DUT: MLA-L11; Type: Smart Phone; Serial: SAR2

Communication System: UID 0, HW-GSM\GPRS\EGPRS-1TS (0); Frequency: 836.6 MHz;Duty Cycle: 1:8.30042
Medium parameters used: f = 837 MHz; σ = 0.895 S/m; ε_r = 42.39; ρ = 1000 kg/m^3
Phantom section: Right Section

DASY Configuration:

- Probe: EX3DV4 - SN3744; ConvF(8.77, 8.77, 8.77); Calibrated: 2015-7-24;
- Sensor-Surface: 1.4mm (Mechanical Surface Detection), z = 1.0, 31.0
- Electronics: DAE4 Sn1236; Calibrated: 2015-11-23
- Phantom: SAM3; Type: SAM; Serial: TP-1597
- DASY52 52.8.8(1222); SEMCAD X 14.6.10(7331)

Configuration/Head/Area Scan (9x13x1): Measurement grid: dx=15mm, dy=15mm
Maximum value of SAR (measured) = 1.34 W/kg

Configuration/Head/Zoom Scan (5x5x7)/Cube 0: Measurement grid: dx=8mm, dy=8mm, dz=5mm
Reference Value = 18.48 V/m; Power Drift = 0.09 dB
Peak SAR (extrapolated) = 1.97 W/kg
SAR(1 g) = 0.820 W/kg; SAR(10 g) = 0.415 W/kg
Maximum value of SAR (measured) = 1.38 W/kg

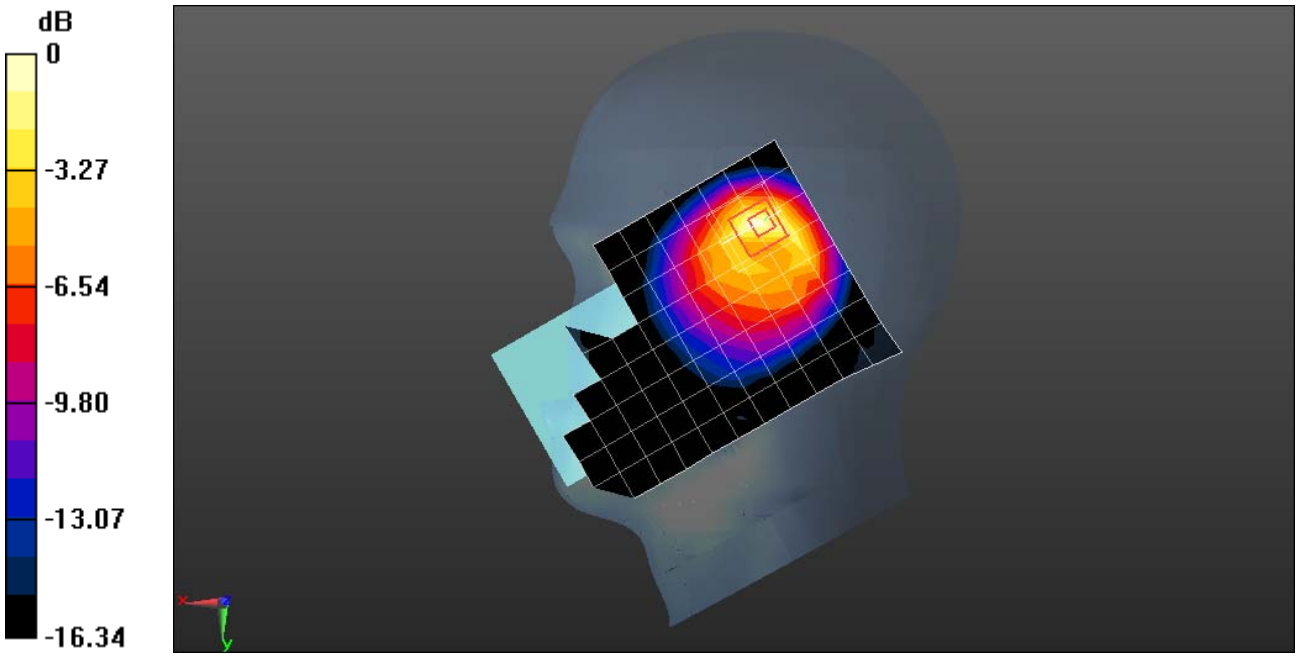

0 dB = 1.38 W/kg = 1.41 dBW/kg

Date: 2016-5-27

Test Laboratory: HUAWEI SAR/HAC Lab

MLA-L11 GSM850 190CH Front Side 15mm with Battery 2-Second Antenna

DUT: MLA-L11; Type: Smart Phone; Serial: SAR2

Communication System: UID 0, HW-GSM\GPRS\EGPRS-1TS (0); Frequency: 836.6 MHz;Duty Cycle: 1:8.30042
Medium parameters used: f = 837 MHz; σ = 1.006 S/m; ε_r = 55.871; ρ = 1000 kg/m^3
Phantom section: Flat Section

DASY Configuration:

- Probe: EX3DV4 - SN3744; ConvF(8.82, 8.82, 8.82); Calibrated: 2015-7-24;
- Sensor-Surface: 1.4mm (Mechanical Surface Detection), z = 1.0, 31.0
- Electronics: DAE4 Sn1236; Calibrated: 2015-11-23
- Phantom: SAM3; Type: SAM; Serial: TP-1597
- DASY52 52.8.8(1222); SEMCAD X 14.6.10(7331)

Configuration/Body/Area Scan (9x13x1): Measurement grid: dx=15mm, dy=15mm
Maximum value of SAR (measured) = 0.352 W/kg

Configuration/Body/Zoom Scan (5x5x7)/Cube 0: Measurement grid: dx=8mm, dy=8mm, dz=5mm
Reference Value = 13.00 V/m; Power Drift = 0.06 dB
Peak SAR (extrapolated) = 0.394 W/kg
SAR(1 g) = 0.284 W/kg; SAR(10 g) = 0.204 W/kg
Maximum value of SAR (measured) = 0.353 W/kg

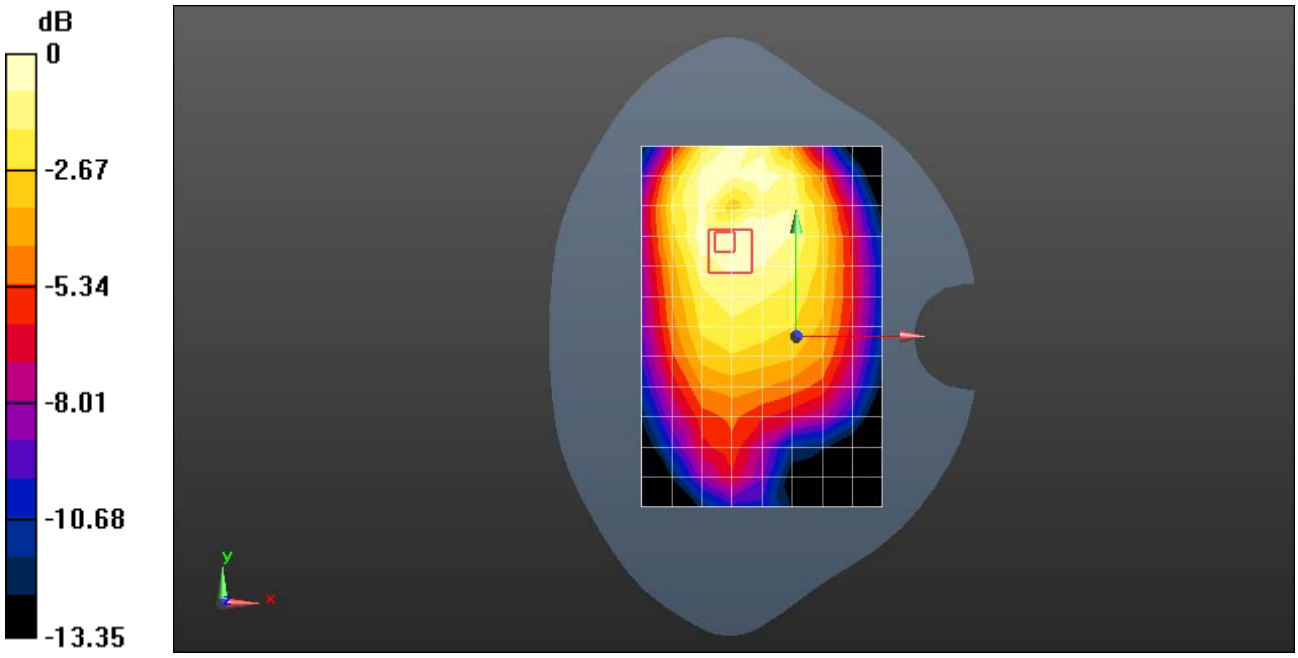

0 dB = 0.353 W/kg = -4.52 dBW/kg

Date: 2016-5-27

Test Laboratory: HUAWEI SAR/HAC Lab

MLA-L11 GSM850 GPRS 2TS 190CH Back Side 10mm with Battery 2-Second Antenna

DUT: MLA-L11; Type: Smart Phone; Serial: SAR2

Communication System: UID 0, HW-GSM\GPRS\EGPRS-2TS (0); Frequency: 836.6 MHz;Duty Cycle: 1:4.10015
Medium parameters used: f = 837 MHz; σ = 1.006 S/m; ε_r = 55.871; ρ = 1000 kg/m^3
Phantom section: Flat Section

DASY Configuration:

- ¿ Probe: EX3DV4 - SN3744; ConvF(8.82, 8.82, 8.82); Calibrated: 2015-7-24;
- ¿ Sensor-Surface: 1.4mm (Mechanical Surface Detection), z = 1.0, 31.0
- ¿ Electronics: DAE4 Sn1236; Calibrated: 2015-11-23
- ¿ Phantom: SAM3; Type: SAM; Serial: TP-1597
- ¿ DASY52 52.8.8(1222);

Configuration/Body/Area Scan (9x13x1): Measurement grid: dx=15mm, dy=15mm

Maximum value of SAR (measured) = 0.939 W/kg

Configuration/Body/Zoom Scan (6x6x7)/Cube 0: Measurement grid: dx=8mm, dy=8mm, dz=5mm

Reference Value = 15.07 V/m; Power Drift = -0.01 dB
Peak SAR (extrapolated) = 1.31 W/kg
SAR(1 g) = 0.725 W/kg; SAR(10 g) = 0.402 W/kg
Maximum value of SAR (measured) = 1.09 W/kg

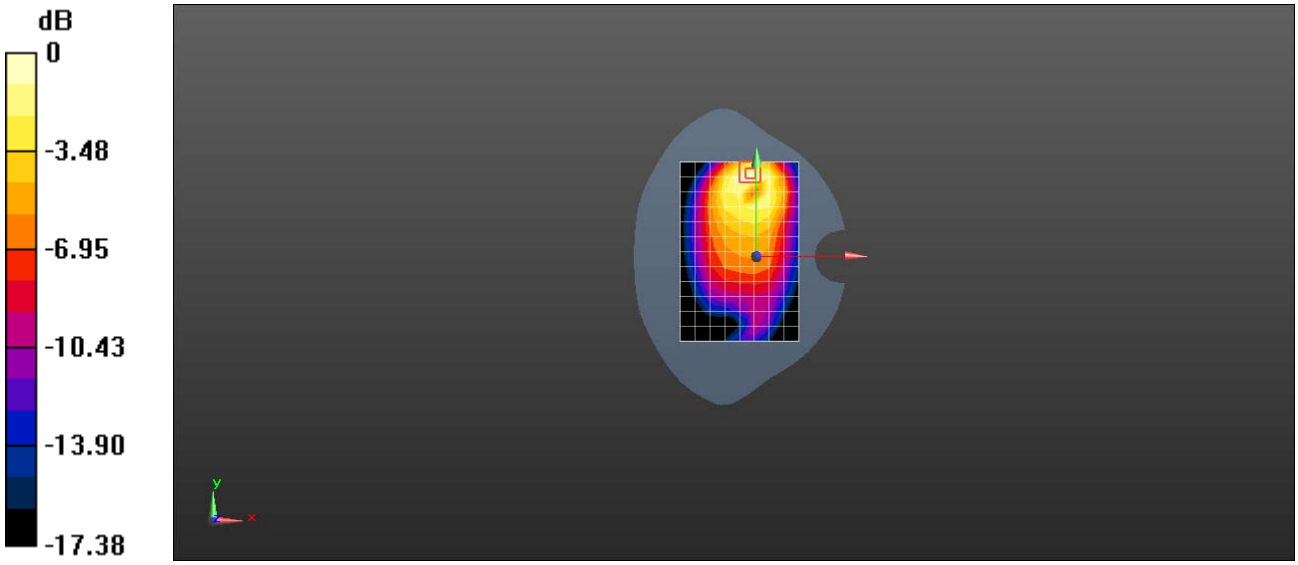

0 dB = 1.09 W/kg = 0.35 dBW/kg

Date: 2016-5-21

Test Laboratory: HUAWEI SAR/HAC Lab

MLA-L11 GSM1900 810CH Right touch-Second Antenna-Repeated

DUT: MLA-L11; Type: Smart Phone; Serial: SAR2

Communication System: UID 0, HW-GSM\GPRS\EGPRS-1TS (0); Frequency: 1909.8 MHz;Duty Cycle: 1:8.30042
Medium parameters used: f = 1910 MHz; σ = 1.416 S/m; ε_r = 39.515; ρ = 1000 kg/m^3
Phantom section: Right Section

DASY Configuration:

- Probe: EX3DV4 - SN3744; ConvF(7.54, 7.54, 7.54); Calibrated: 2015-7-24;
- Sensor-Surface: 1.4mm (Mechanical Surface Detection), z = 1.0, 31.0
- Electronics: DAE4 Sn1236; Calibrated: 2015-11-23
- Phantom: SAM3; Type: SAM; Serial: TP-1597
- DASY52 52.8.8(1222); SEMCAD X 14.6.10(7331)

Configuration/Head/Area Scan (9x14x1): Measurement grid: dx=15mm, dy=15mm
Maximum value of SAR (measured) = 1.61 W/kg

Configuration/Head/Zoom Scan (5x6x7)/Cube 0: Measurement grid: dx=8mm, dy=8mm, dz=5mm
Reference Value = 15.79 V/m; Power Drift = 0.13 dB
Peak SAR (extrapolated) = 2.06 W/kg
SAR(1 g) = 0.938 W/kg; SAR(10 g) = 0.511 W/kg
Maximum value of SAR (measured) = 1.44 W/kg



0 dB = 1.44 W/kg = 1.58 dBW/kg

Date: 2016-5-25

Test Laboratory: HUAWEI SAR/HAC Lab

MLA-L11 GSM1900 661CH Front Side 15mm with SIM2-Second Antenna

DUT: MLA-L11; Type: Smart Phone; Serial: SAR2

Communication System: UID 0, HW-GSM\GPRS\EGPRS-1TS (0); Frequency: 1880 MHz;Duty Cycle: 1:8.30042
Medium parameters used: f = 1880 MHz; σ = 1.524 S/m; ε_r = 51.433; ρ = 1000 kg/m^3
Phantom section: Flat Section

DASY Configuration:

- Probe: EX3DV4 - SN3744; ConvF(7.24, 7.24, 7.24); Calibrated: 2015-7-24;
- Sensor-Surface: 1.4mm (Mechanical Surface Detection), z = 1.0, 31.0
- Electronics: DAE4 Sn1236; Calibrated: 2015-11-23
- Phantom: SAM3; Type: SAM; Serial: TP-1597
- DASY52 52.8.8(1222); SEMCAD X 14.6.10(7331)

Configuration/Body/Area Scan (9x14x1): Measurement grid: dx=15mm, dy=15mm
Maximum value of SAR (measured) = 0.0832 W/kg

Configuration/Body/Zoom Scan (5x5x7)/Cube 0: Measurement grid: dx=8mm, dy=8mm, dz=5mm
Reference Value = 3.275 V/m; Power Drift = 0.10 dB
Peak SAR (extrapolated) = 0.128 W/kg
SAR(1 g) = 0.075 W/kg; SAR(10 g) = 0.042 W/kg
Maximum value of SAR (measured) = 0.103 W/kg

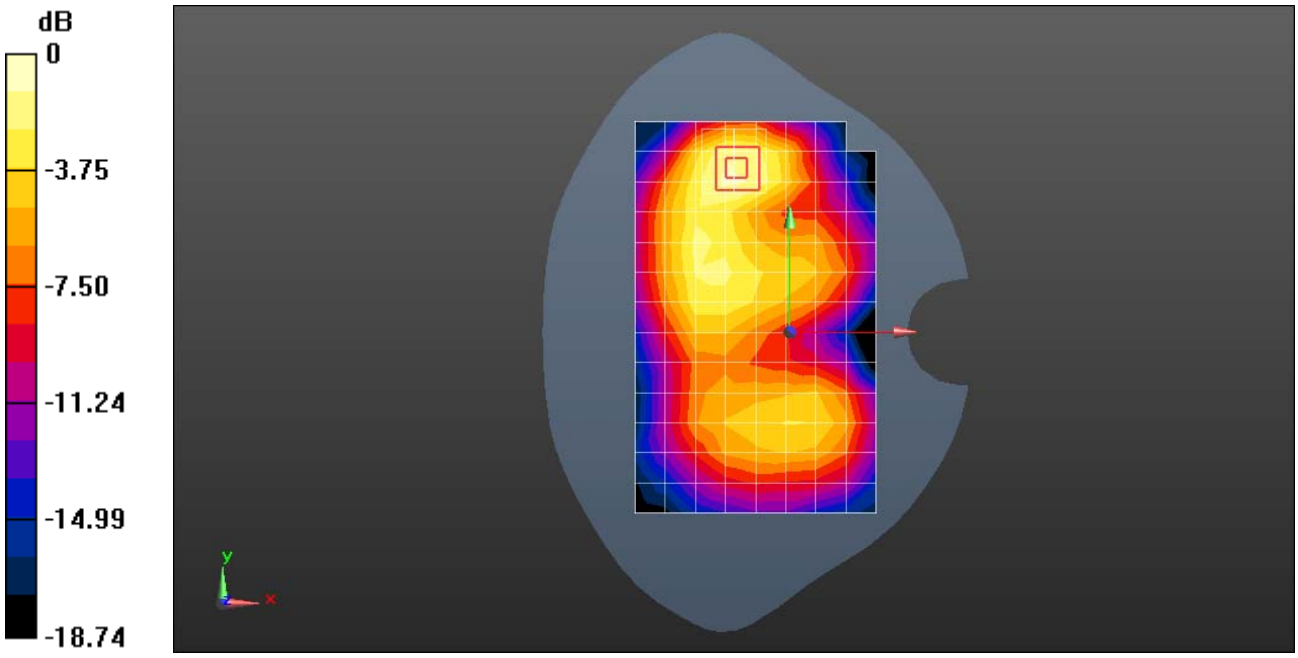

0 dB = 0.103 W/kg = -9.87 dBW/kg

Date: 2016-5-25

Test Laboratory: HUAWEI SAR/HAC Lab

MLA-L11 GSM1900 GPRS 2TS 661CH Top Side 10mm-Second Antenna

DUT: MLA-L11; Type: Smart Phone; Serial: SAR2

Communication System: UID 0, HW-GSM\GPRS\EGPRS-2TS (0); Frequency: 1880 MHz;Duty Cycle: 1:4.10015
Medium parameters used: f = 1880 MHz; σ = 1.524 S/m; ε_r = 51.433; ρ = 1000 kg/m^3
Phantom section: Flat Section

DASY Configuration:

- Probe: EX3DV4 - SN3744; ConvF(7.24, 7.24, 7.24); Calibrated: 2015-7-24;
- Sensor-Surface: 1.4mm (Mechanical Surface Detection), z = 1.0, 31.0
- Electronics: DAE4 Sn1236; Calibrated: 2015-11-23
- Phantom: SAM3; Type: SAM; Serial: TP-1597
- DASY52 52.8.8(1222); SEMCAD X 14.6.10(7331)

Configuration/Body/Area Scan (5x9x1): Measurement grid: dx=15mm, dy=15mm
Maximum value of SAR (measured) = 0.362 W/kg

Configuration/Body/Zoom Scan (5x5x7)/Cube 0: Measurement grid: dx=8mm, dy=8mm, dz=5mm
Reference Value = 12.37 V/m; Power Drift = 0.18 dB
Peak SAR (extrapolated) = 0.510 W/kg
SAR(1 g) = 0.277 W/kg; SAR(10 g) = 0.143 W/kg
Maximum value of SAR (measured) = 0.416 W/kg

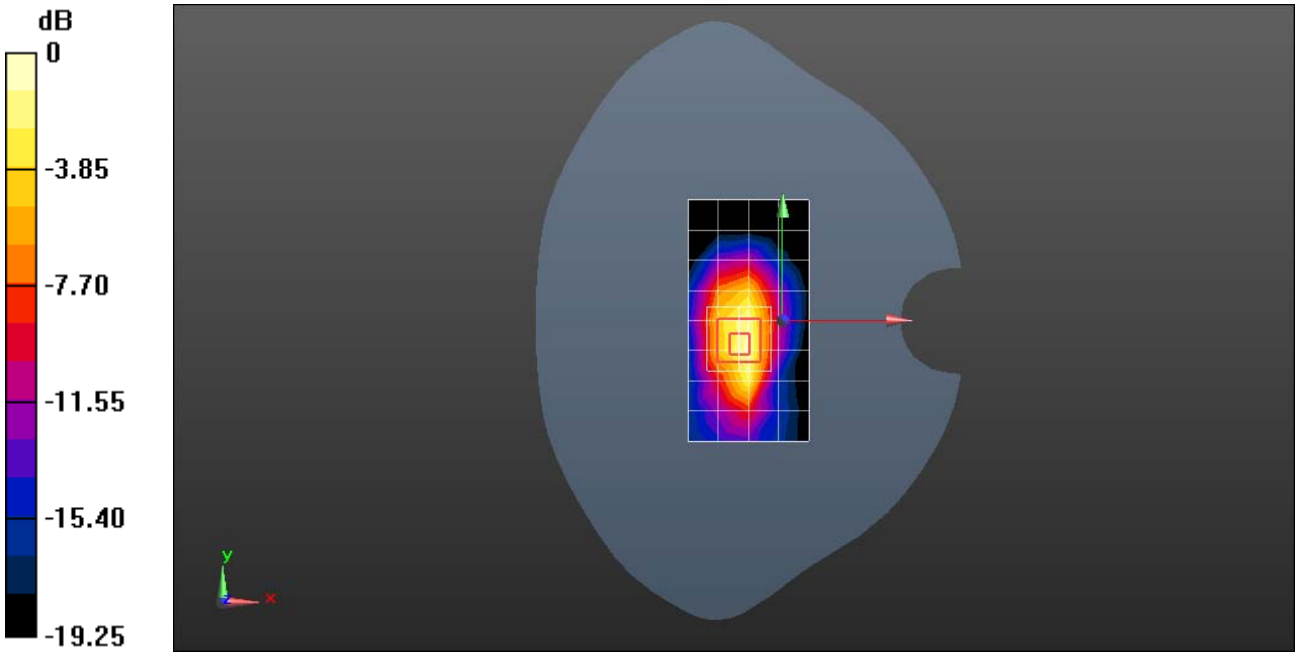

0 dB = 0.416 W/kg = -3.81 dBW/kg

Date: 2016-5-26

Test Laboratory: HUAWEI SAR/HAC Lab

MLA-L11 LTE Band VII 20M QPSK 1RB 50 offset 21350CH Right touch-Second Antenna

DUT: MLA-L11; Type: Smart Phone; Serial: SAR2

Communication System: UID 0, LTE-FDD (SC-FDMA, 20MHz, QPSK/16-QAM) (0); Frequency: 2560 MHz;Duty Cycle: 1:1
Medium parameters used: f = 2560 MHz; σ = 1.978 S/m; ε_r = 40.189; ρ = 1000 kg/m^3
Phantom section: Right Section

DASY Configuration:

- Probe: EX3DV4 - SN3744; ConvF(6.68, 6.68, 6.68); Calibrated: 2015-7-24;
- Sensor-Surface: 1.4mm (Mechanical Surface Detection), z = 1.0, 31.0
- Electronics: DAE4 Sn1236; Calibrated: 2015-11-23
- Phantom: SAM4; Type: SAM; Serial: TP-1620
- DASY52 52.8.8(1222); SEMCAD X 14.6.10(7331)

Configuration/Head/Area Scan (10x16x1): Measurement grid: dx=12mm, dy=12mm
Maximum value of SAR (measured) = 1.54 W/kg

Configuration/Head/Zoom Scan (7x7x7)/Cube 0: Measurement grid: dx=5mm, dy=5mm, dz=5mm
Reference Value = 9.345 V/m; Power Drift = 0.12 dB
Peak SAR (extrapolated) = 2.52 W/kg
SAR(1 g) = 1.04 W/kg; SAR(10 g) = 0.465 W/kg
Maximum value of SAR (measured) = 1.81 W/kg



0 dB = 1.81 W/kg = 2.57 dBW/kg

Date: 2016-6-1

Test Laboratory: HUAWEI SAR/HAC Lab

MLA-L11 LTE Band VII 20M QPSK 1RB 50 offset 21350CH Front Side 15mm with Battery 3-Second Antenna

DUT: MLA-L11; Type: Smart Phone; Serial: SAR2

Communication System: UID 0, LTE-FDD (SC-FDMA, 20MHz, QPSK/16-QAM) (0); Frequency: 2560 MHz;Duty Cycle: 1:1
Medium parameters used: f = 2560 MHz; σ = 2.162 S/m; ε_r = 54.968; ρ = 1000 kg/m^3
Phantom section: Flat Section

DASY Configuration:

- Probe: EX3DV4 - SN3744; ConvF(6.65, 6.65, 6.65); Calibrated: 2015-7-24;
- Sensor-Surface: 1.4mm (Mechanical Surface Detection), z = 1.0, 31.0
- Electronics: DAE4 Sn1236; Calibrated: 2015-11-23
- Phantom: SAM3; Type: SAM; Serial: TP-1597
- DASY52 52.8.8(1222); SEMCAD X 14.6.10(7331)

Configuration/Body/Area Scan (10x16x1): Measurement grid: dx=12mm, dy=12mm
Maximum value of SAR (measured) = 0.123 W/kg

Configuration/Body/Zoom Scan (7x7x7)/Cube 0: Measurement grid: dx=5mm, dy=5mm, dz=5mm
Reference Value = 3.485 V/m; Power Drift = 0.13dB
Peak SAR (extrapolated) = 0.163 W/kg
SAR(1 g) = 0.088 W/kg; SAR(10 g) = 0.050 W/kg
Maximum value of SAR (measured) = 0.133 W/kg

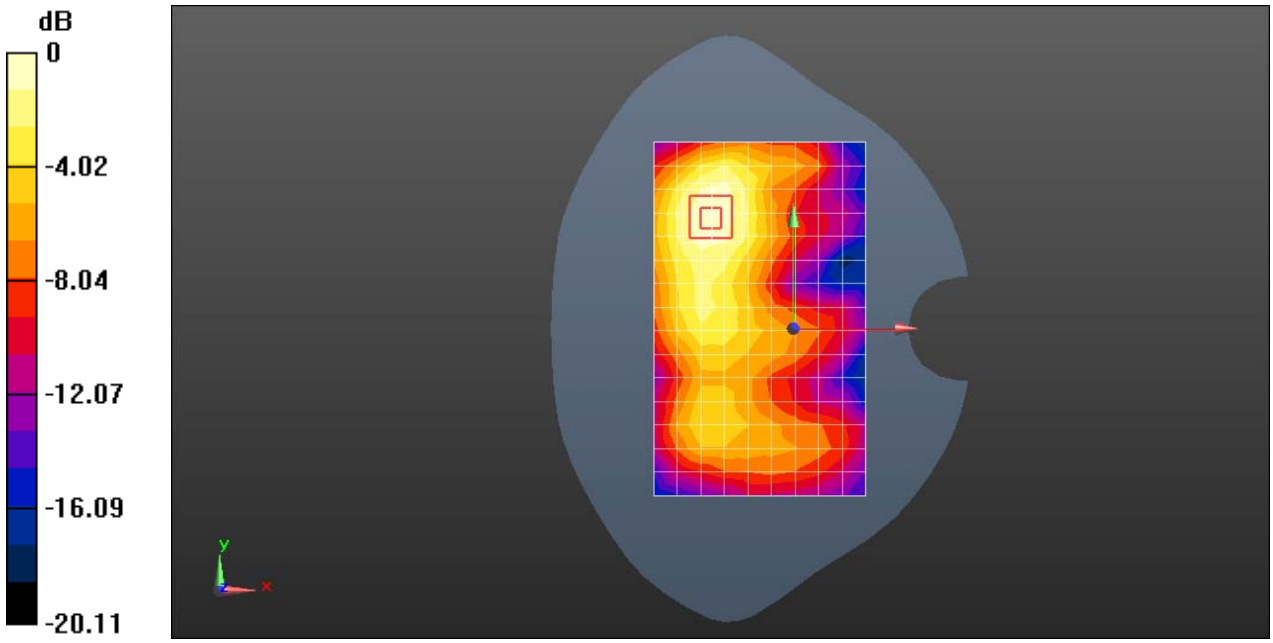

0 dB = 0.133 W/kg = -8.77 dBW/kg

Date: 2016-6-1

Test Laboratory: HUAWEI SAR/HAC Lab

MLA-L11 LTE Band VII 20M QPSK 1RB 50 offset 21350CH Front Side 10mm with Battery 4-Second Antenna

DUT: MLA-L11; Type: Smart Phone; Serial: SAR2

Communication System: UID 0, LTE-FDD (SC-FDMA, 20MHz, QPSK/16-QAM) (0); Frequency: 2560 MHz;Duty Cycle: 1:1
Medium parameters used: f = 2560 MHz; σ = 2.162 S/m; ε_r = 54.968; ρ = 1000 kg/m^3
Phantom section: Flat Section

DASY Configuration:

- Probe: EX3DV4 - SN3744; ConvF(6.65, 6.65, 6.65); Calibrated: 2015-7-24;
- Sensor-Surface: 1.4mm (Mechanical Surface Detection), z = 1.0, 31.0
- Electronics: DAE4 Sn1236; Calibrated: 2015-11-23
- Phantom: SAM3; Type: SAM; Serial: TP-1597
- DASY52 52.8.8(1222); SEMCAD X 14.6.10(7331)

Configuration/Body/Area Scan (10x16x1): Measurement grid: dx=12mm, dy=12mm
Maximum value of SAR (measured) = 0.260 W/kg

Configuration/Body/Zoom Scan (7x7x7)/Cube 0: Measurement grid: dx=5mm, dy=5mm, dz=5mm
Reference Value = 4.580 V/m; Power Drift = 0.15 dB
Peak SAR (extrapolated) = 0.331 W/kg
SAR(1 g) = 0.176 W/kg; SAR(10 g) = 0.099 W/kg
Maximum value of SAR (measured) = 0.270 W/kg

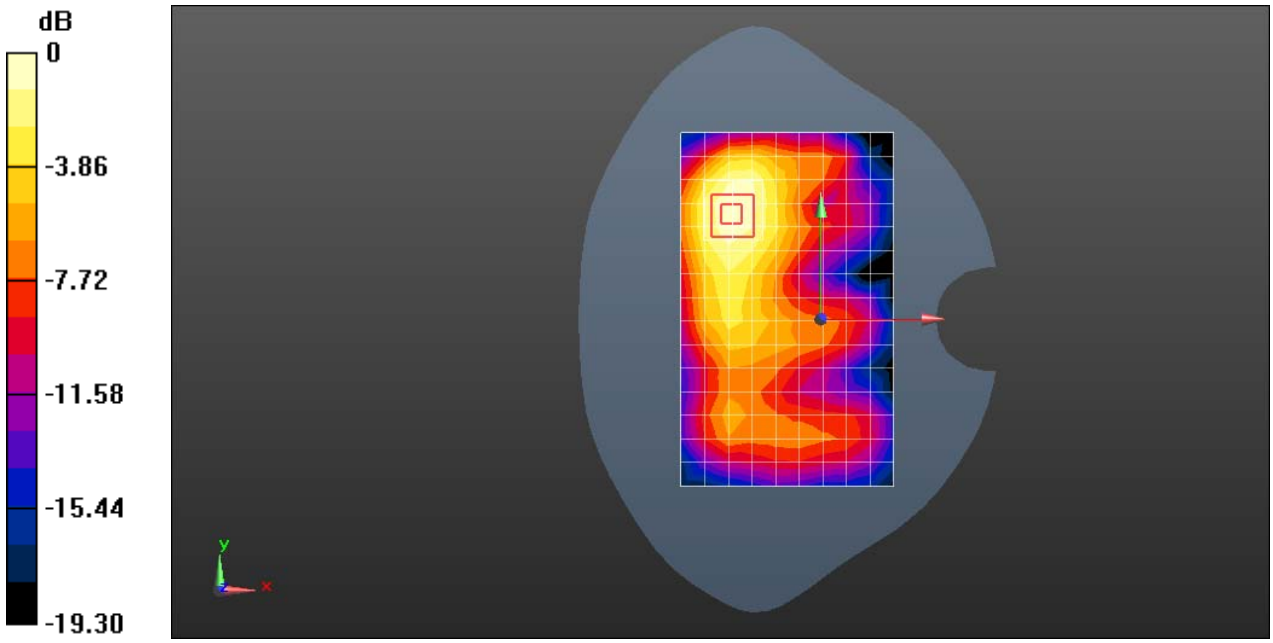

0 dB = 0.270 W/kg = -5.69 dBW/kg

Date: 2016-5-27

Test Laboratory: HUAWEI SAR/HAC Lab

MLA-L11 LTE Band XXXVIII 20M QPSK 1RB 50 offset 37850CH Right touch-Second Antenna

DUT: MLA-L11; Type: Smart Phone; Serial: SAR2

Communication System: UID 0, LTE-TDD (SC-FDMA, 20MHz, QPSK/16-QAM) (0); Frequency: 2580 MHz;Duty Cycle: 1:1.57943
Medium parameters used: f = 2580 MHz; σ = 2 S/m; ε_r = 40.116; ρ = 1000 kg/m^3
Phantom section: Right Section

DASY Configuration:

- Probe: EX3DV4 - SN3744; ConvF(6.68, 6.68, 6.68); Calibrated: 2015-7-24;
- Sensor-Surface: 1.4mm (Mechanical Surface Detection), z = 1.0, 31.0
- Electronics: DAE4 Sn1236; Calibrated: 2015-11-23
- Phantom: SAM4; Type: SAM; Serial: TP-1620
- DASY52 52.8.8(1222); SEMCAD X 14.6.10(7331)

Configuration/Head/Area Scan (10x16x1): Measurement grid: dx=12mm, dy=12mm
Maximum value of SAR (measured) = 1.22 W/kg

Configuration/Head/Zoom Scan (7x7x7)/Cube 0: Measurement grid: dx=5mm, dy=5mm, dz=5mm
Reference Value = 7.822 V/m; Power Drift = -0.06 dB
Peak SAR (extrapolated) = 1.71 W/kg
SAR(1 g) = 0.714 W/kg; SAR(10 g) = 0.312 W/kg
Maximum value of SAR (measured) = 1.27 W/kg



0 dB = 1.27 W/kg = 1.04 dBW/kg

Date: 2016-5-28

Test Laboratory: HUAWEI SAR/HAC Lab

MLA-L11 LTE Band XXXVIII 20M QPSK 1RB 99 offset 38000CH Front Side 15mm with Battery 2-Second Antenna

DUT: MLA-L11; Type: Smart Phone; Serial: SAR2

Communication System: UID 0, LTE-TDD (SC-FDMA, 20MHz, QPSK/16-QAM) (0); Frequency: 2595 MHz;Duty Cycle: 1:1.57943
Medium parameters used: f = 2595 MHz; σ = 2.152 S/m; ε_r = 54.226; ρ = 1000 kg/m^3
Phantom section: Flat Section

DASY Configuration:

- Probe: EX3DV4 - SN3744; ConvF(6.65, 6.65, 6.65); Calibrated: 2015-7-24;
- Sensor-Surface: 1.4mm (Mechanical Surface Detection), z = 1.0, 31.0
- Electronics: DAE4 Sn1236; Calibrated: 2015-11-23
- Phantom: SAM3; Type: SAM; Serial: TP-1597
- DASY52 52.8.8(1222); SEMCAD X 14.6.10(7331)

Configuration/Body/Area Scan (10x16x1): Measurement grid: dx=12mm, dy=12mm
Maximum value of SAR (measured) = 0.230 W/kg

Configuration/Body/Zoom Scan (7x7x7)/Cube 0: Measurement grid: dx=5mm, dy=5mm, dz=5mm
Reference Value = 0.9340 V/m; Power Drift = 0.19dB
Peak SAR (extrapolated) = 0.311 W/kg
SAR(1 g) = 0.163 W/kg; SAR(10 g) = 0.089 W/kg
Maximum value of SAR (measured) = 0.253 W/kg

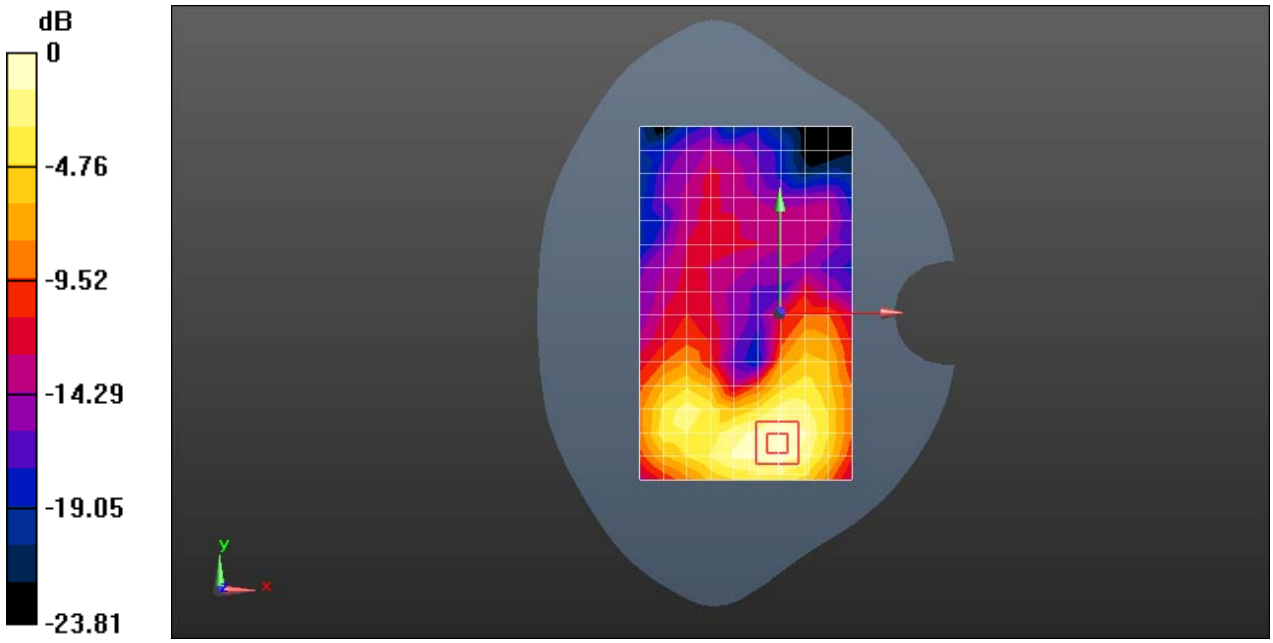

0 dB = 0.253 W/kg = -5.97 dBW/kg

Date: 2016-5-29

Test Laboratory: HUAWEI SAR/HAC Lab

MLA-L11 LTE Band XXXVIII 20M QPSK 1RB 99 offset 38000CH Left Side 10mm with Battery 3-Second Antenna

DUT: MLA-L11; Type: Smart Phone; Serial: SAR2

Communication System: UID 0, LTE-TDD (SC-FDMA, 20MHz, QPSK/16-QAM) (0); Frequency: 2595 MHz;Duty Cycle: 1:1.57943
Medium parameters used: f = 2595 MHz; σ = 2.152 S/m; ε_r = 54.226; ρ = 1000 kg/m^3
Phantom section: Flat Section

DASY Configuration:

- Probe: EX3DV4 - SN3744; ConvF(6.65, 6.65, 6.65); Calibrated: 2015-7-24;
- Sensor-Surface: 1.4mm (Mechanical Surface Detection), z = 1.0, 31.0
- Electronics: DAE4 Sn1236; Calibrated: 2015-11-23
- Phantom: SAM3; Type: SAM; Serial: TP-1597
- DASY52 52.8.8(1222); SEMCAD X 14.6.10(7331)

Configuration/Body/Area Scan (6x16x1): Measurement grid: dx=12mm, dy=12mm
Maximum value of SAR (measured) = 0.447 W/kg

Configuration/Body/Zoom Scan (7x7x7)/Cube 0: Measurement grid: dx=5mm, dy=5mm, dz=5mm
Reference Value = 10.59 V/m; Power Drift = -0.14 dB
Peak SAR (extrapolated) = 0.654 W/kg
SAR(1 g) = 0.317 W/kg; SAR(10 g) = 0.157 W/kg
Maximum value of SAR (measured) = 0.516 W/kg

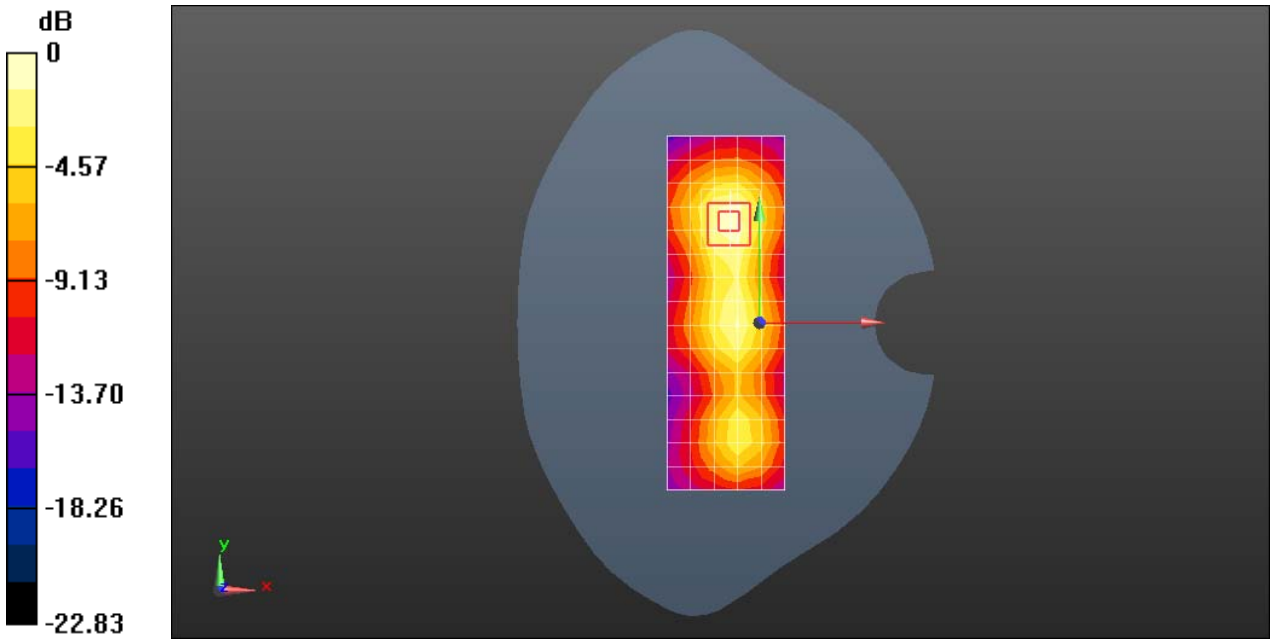

0 dB = 0.516 W/kg = -2.87 dBW/kg

Date: 2016-5-26

Test Laboratory: HUAWEI SAR/HAC Lab

MLA-L11 GSM850 251CH Right touch with Battery 3-Main Antenna

DUT: MLA-L11; Type: Smart Phone; Serial: SAR2

Communication System: UID 0, HW-GSM\GPRS\EGPRS-1TS (0); Frequency: 848.8 MHz;Duty Cycle: 1:8.30042
Medium parameters used: f = 849 MHz; σ = 0.904 S/m; ε_r = 42.246; ρ = 1000 kg/m^3
Phantom section: Right Section

DASY Configuration:

- Probe: EX3DV4 - SN3744; ConvF(8.77, 8.77, 8.77); Calibrated: 2015-7-24;
- Sensor-Surface: 1.4mm (Mechanical Surface Detection), z = 1.0, 31.0
- Electronics: DAE4 Sn1236; Calibrated: 2015-11-23
- Phantom: SAM3; Type: SAM; Serial: TP-1597
- DASY52 52.8.8(1222); SEMCAD X 14.6.10(7331)

Configuration/Head/Area Scan (9x13x1): Measurement grid: dx=15mm, dy=15mm
Maximum value of SAR (measured) = 0.326 W/kg

Configuration/Head/Zoom Scan (5x5x7)/Cube 0: Measurement grid: dx=8mm, dy=8mm, dz=5mm
Reference Value = 7.732 V/m; Power Drift = -0.04 dB
Peak SAR (extrapolated) = 0.356 W/kg
SAR(1 g) = 0.272 W/kg; SAR(10 g) = 0.212 W/kg
Maximum value of SAR (measured) = 0.323 W/kg

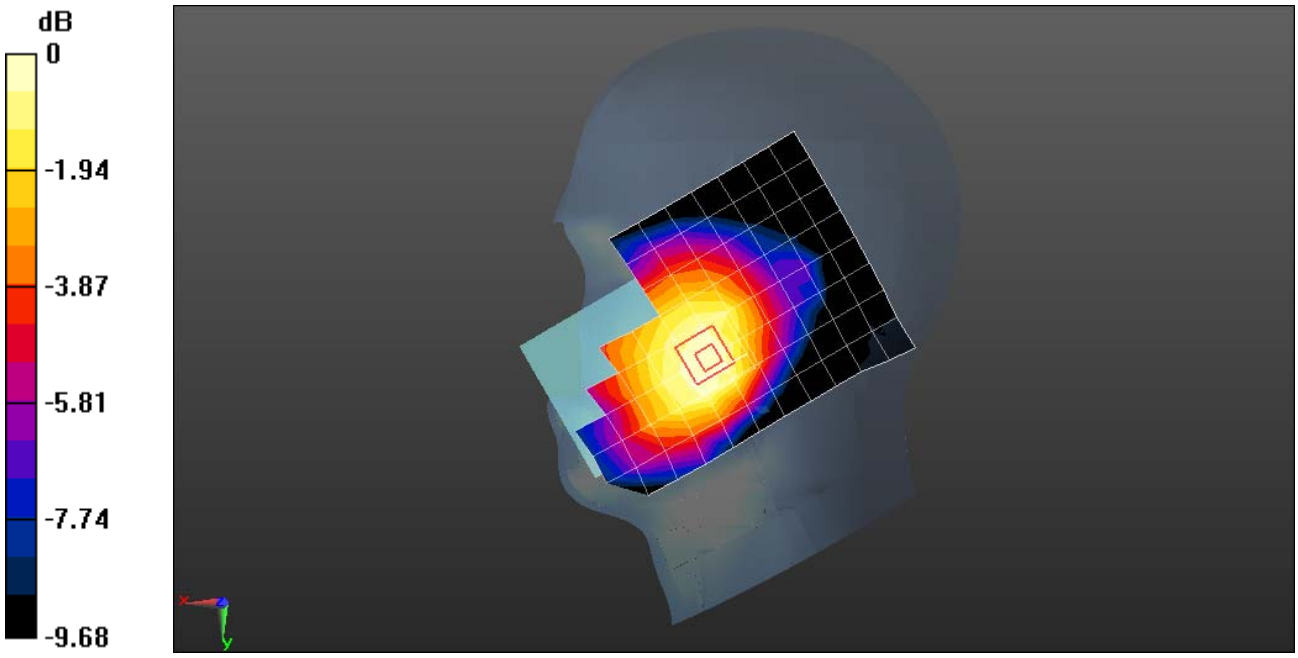

0 dB = 0.323 W/kg = -4.91 dBW/kg

Date: 2016-5-26

Test Laboratory: HUAWEI SAR/HAC Lab

MLA-L11 GSM850 190CH Back Side 15mm-Main Antenna

DUT: MLA-L11; Type: Smart Phone; Serial: SAR2

Communication System: UID 0, HW-GSM\GPRS\EGPRS-1TS (0); Frequency: 836.6 MHz;Duty Cycle: 1:8.30042
Medium parameters used: f = 837 MHz; σ = 1.006 S/m; ε_r = 55.871; ρ = 1000 kg/m^3
Phantom section: Flat Section

DASY Configuration:

- Probe: EX3DV4 - SN3744; ConvF(8.82, 8.82, 8.82); Calibrated: 2015-7-24;
- Sensor-Surface: 1.4mm (Mechanical Surface Detection), z = 1.0, 31.0
- Electronics: DAE4 Sn1236; Calibrated: 2015-11-23
- Phantom: SAM3; Type: SAM; Serial: TP-1597
- DASY52 52.8.8(1222); SEMCAD X 14.6.10(7331)

Configuration/Body/Area Scan (9x13x1): Measurement grid: dx=15mm, dy=15mm
Maximum value of SAR (measured) = 0.202 W/kg

Configuration/Body/Zoom Scan (6x6x7)/Cube 0: Measurement grid: dx=8mm, dy=8mm, dz=5mm
Reference Value = 12.32 V/m; Power Drift = 0.03 dB
Peak SAR (extrapolated) = 0.226 W/kg
SAR(1 g) = 0.167 W/kg; SAR(10 g) = 0.126 W/kg
Maximum value of SAR (measured) = 0.204 W/kg

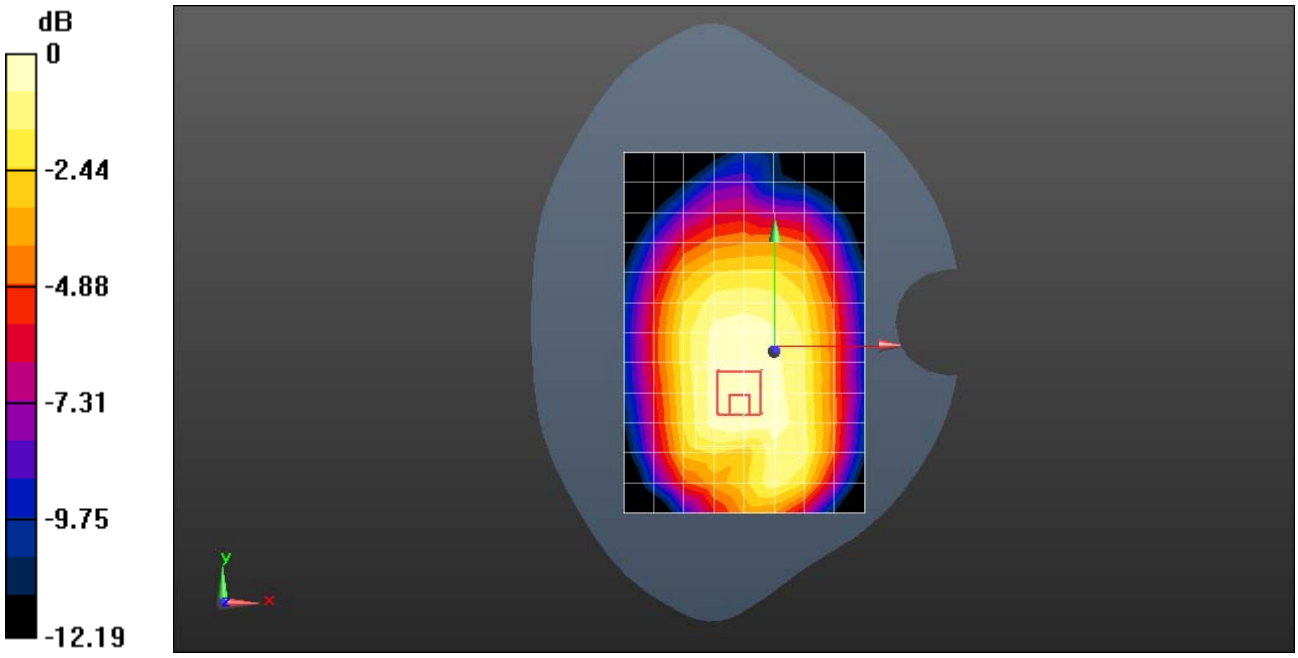

0 dB = 0.204 W/kg = -6.91 dBW/kg

Date: 2016-5-27

Test Laboratory: HUAWEI SAR/HAC Lab

MLA-L11 GSM850 GPRS 2TS 190CH Back Side 10mm with Battery 3-Main Antenna

DUT: MLA-L11; Type: Smart Phone; Serial: SAR2

Communication System: UID 0, HW-GSM\GPRS\EGPRS-2TS (0); Frequency: 836.6 MHz;Duty Cycle: 1:4.10015
Medium parameters used: f = 837 MHz; σ = 1.006 S/m; ε_r = 55.871; ρ = 1000 kg/m^3
Phantom section: Flat Section

DASY Configuration:

- Probe: EX3DV4 - SN3744; ConvF(8.82, 8.82, 8.82); Calibrated: 2015-7-24;
- Sensor-Surface: 1.4mm (Mechanical Surface Detection), z = 1.0, 31.0
- Electronics: DAE4 Sn1236; Calibrated: 2015-11-23
- Phantom: SAM3; Type: SAM; Serial: TP-1597
- DASY52 52.8.8(1222); SEMCAD X 14.6.10(7331)

Configuration/Body/Area Scan (9x14x1): Measurement grid: dx=15mm, dy=15mm
Maximum value of SAR (measured) = 0.777 W/kg

Configuration/Body/Zoom Scan (5x5x7)/Cube 0: Measurement grid: dx=8mm, dy=8mm, dz=5mm
Reference Value = 18.18 V/m; Power Drift = 0.08 dB
Peak SAR (extrapolated) = 0.938 W/kg
SAR(1 g) = 0.519 W/kg; SAR(10 g) = 0.306 W/kg

Maximum value of SAR (measured) = 0.746 W/kg

Configuration/Body/Zoom Scan (5x5x7)/Cube 1: Measurement grid: dx=8mm, dy=8mm, dz=5mm
Reference Value = 18.18 V/m; Power Drift = 0.08 dB
Peak SAR (extrapolated) = 0.826 W/kg
SAR(1 g) = 0.477 W/kg; SAR(10 g) = 0.338 W/kg
Maximum value of SAR (measured) = 0.696 W/kg

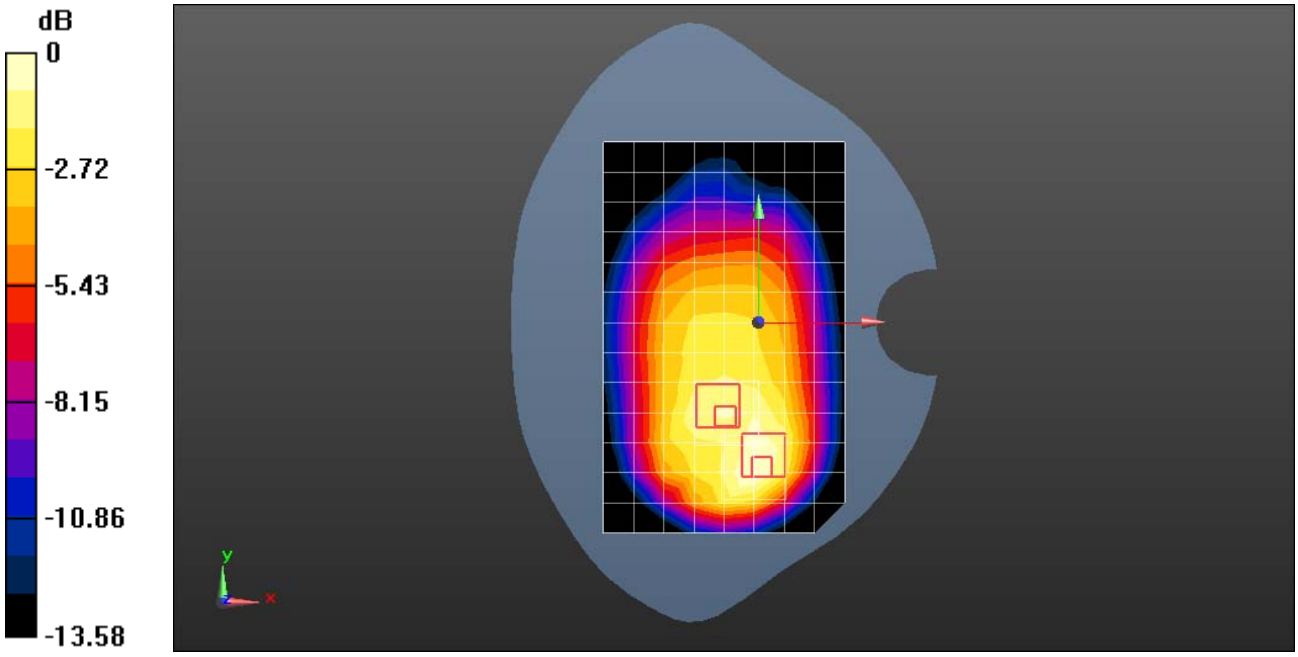

0 dB = 0.696 W/kg = -1.57 dBW/kg

Date: 2016-5-20

Test Laboratory: HUAWEI SAR/HAC Lab

MLA-L11 GSM1900 512CH Left touch-Main Antenna

DUT: MLA-L11; Type: Smart Phone; Serial: SAR2

Communication System: UID 0, HW-GSM\GPRS\EGPRS-1TS (0); Frequency: 1850.2 MHz;Duty Cycle: 1:8.30042
Medium parameters used (interpolated): f = 1850.2 MHz; σ = 1.355 S/m; ε_r = 39.764; ρ = 1000 kg/m^3

Phantom section: Left Section

DASY Configuration:

- Probe: EX3DV4 - SN3744; ConvF(7.54, 7.54, 7.54); Calibrated: 2015-7-24;
- Sensor-Surface: 1.4mm (Mechanical Surface Detection), z = 1.0, 31.0
- Electronics: DAE4 Sn1236; Calibrated: 2015-11-23
- Phantom: SAM3; Type: SAM; Serial: TP-1597
- DASY52 52.8.8(1222); SEMCAD X 14.6.10(7331)

Configuration/Head/Area Scan (9x14x1): Measurement grid: dx=15mm, dy=15mm

Info: Interpolated medium parameters used for SAR evaluation.
Maximum value of SAR (measured) = 0.0625 W/kg

Configuration/Head/Zoom Scan (5x6x7)/Cube 0: Measurement grid: dx=8mm, dy=8mm, dz=5mm
Reference Value = 2.773 V/m; Power Drift = 0.11 dB
Peak SAR (extrapolated) = 0.0730 W/kg
SAR(1 g) = 0.046 W/kg; SAR(10 g) = 0.029 W/kg

Info: Interpolated medium parameters used for SAR evaluation.
Maximum value of SAR (measured) = 0.0622 W/kg

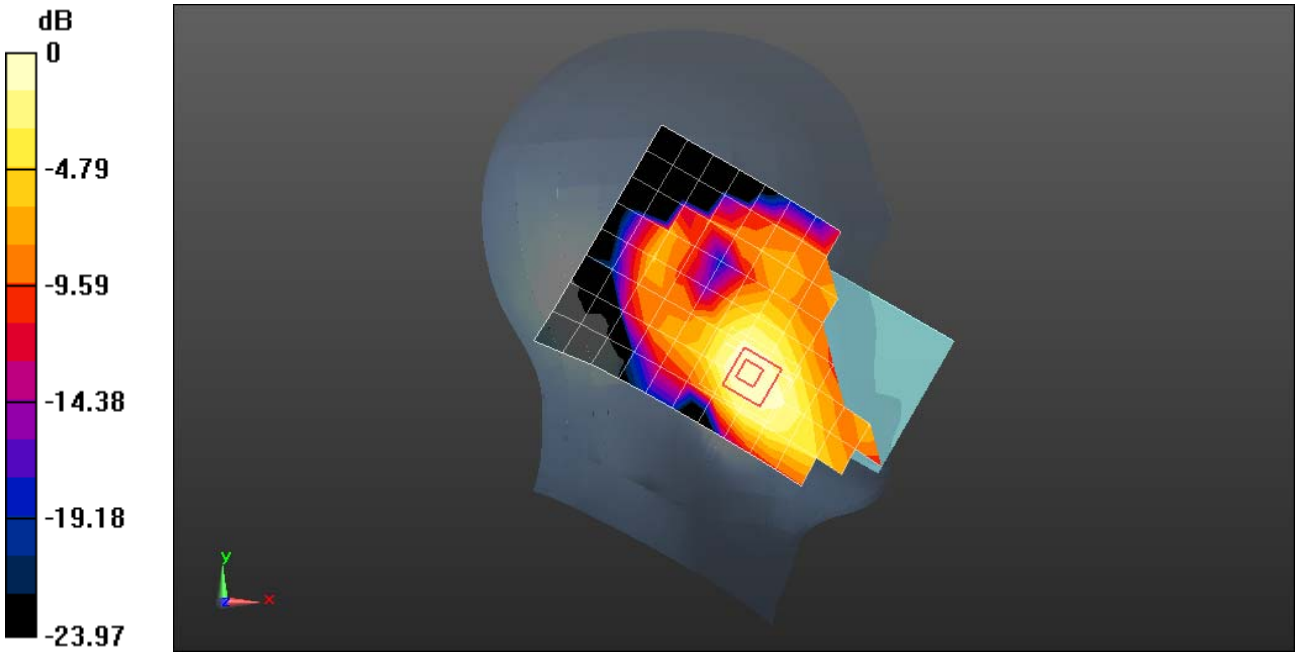

0 dB = 0.0622 W/kg = -12.07 dBW/kg

Date: 2016-5-25

Test Laboratory: HUAWEI SAR/HAC Lab

MLA-L11 GSM1900 661CH Back Side 15mm with Battery 2-Main Antenna

DUT: MLA-L11; Type: Smart Phone; Serial: SAR2

Communication System: UID 0, HW-GSM\GPRS\EGPRS-1TS (0); Frequency: 1880 MHz;Duty Cycle: 1:8.30042
Medium parameters used: f = 1880 MHz; σ = 1.524 S/m; ε_r = 51.433; ρ = 1000 kg/m^3
Phantom section: Flat Section

DASY Configuration:

- Probe: EX3DV4 - SN3744; ConvF(7.24, 7.24, 7.24); Calibrated: 2015-7-24;
- Sensor-Surface: 1.4mm (Mechanical Surface Detection), z = 1.0, 31.0
- Electronics: DAE4 Sn1236; Calibrated: 2015-11-23
- Phantom: SAM3; Type: SAM; Serial: TP-1597
- DASY52 52.8.8(1222); SEMCAD X 14.6.10(7331)

Configuration/Body/Area Scan (9x14x1): Measurement grid: dx=15mm, dy=15mm
Maximum value of SAR (measured) = 0.271 W/kg

Configuration/Body/Zoom Scan (5x5x7)/Cube 0: Measurement grid: dx=8mm, dy=8mm, dz=5mm
Reference Value = 3.951 V/m; Power Drift = 0.13dB
Peak SAR (extrapolated) = 0.335 W/kg
SAR(1 g) = 0.207 W/kg; SAR(10 g) = 0.121 W/kg
Maximum value of SAR (measured) = 0.293 W/kg

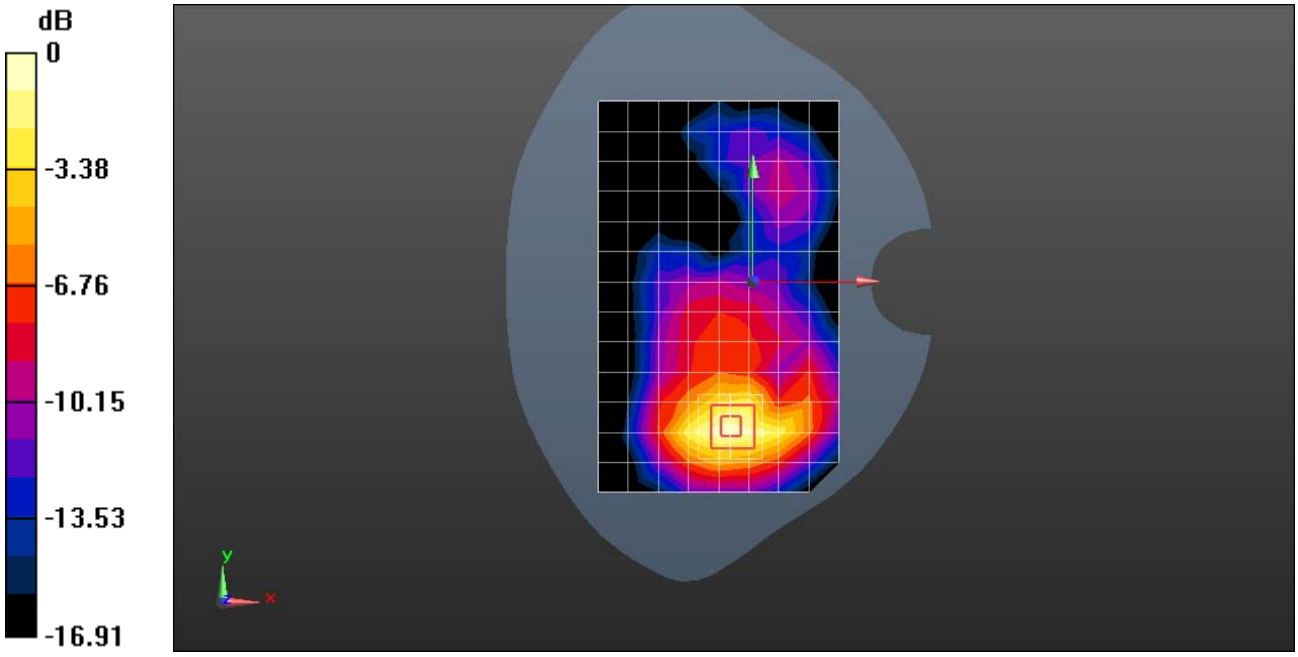

0 dB = 0.293 W/kg = -5.32 dBW/kg

Date: 2016-5-26

Test Laboratory: HUAWEI SAR/HAC Lab

MLA-L11 GSM1900 GPRS 2TS 661CH Bottom Side 10mm-Main Antenna

DUT: MLA-L11; Type: Smart Phone; Serial: SAR2

Communication System: UID 0, HW-GSM\GPRS\EGPRS-2TS (0); Frequency: 1880 MHz;Duty Cycle: 1:4.10015
Medium parameters used: f = 1880 MHz; σ = 1.524 S/m; ε_r = 51.433; ρ = 1000 kg/m^3
Phantom section: Flat Section

DASY Configuration:

- Probe: EX3DV4 - SN3744; ConvF(7.24, 7.24, 7.24); Calibrated: 2015-7-24;
- Sensor-Surface: 1.4mm (Mechanical Surface Detection), z = 1.0, 31.0
- Electronics: DAE4 Sn1236; Calibrated: 2015-11-23
- Phantom: SAM3; Type: SAM; Serial: TP-1597
- DASY52 52.8.8(1222); SEMCAD X 14.6.10(7331)

Configuration/Body/Area Scan (5x9x1): Measurement grid: dx=15mm, dy=15mm
Maximum value of SAR (measured) = 1.44 W/kg

Configuration/Body/Zoom Scan (5x5x7)/Cube 0: Measurement grid: dx=8mm, dy=8mm, dz=5mm
Reference Value = 26.64 V/m; Power Drift = 0.02 dB
Peak SAR (extrapolated) = 1.84 W/kg
SAR(1 g) = 1.05 W/kg; SAR(10 g) = 0.563 W/kg
Maximum value of SAR (measured) = 1.57 W/kg

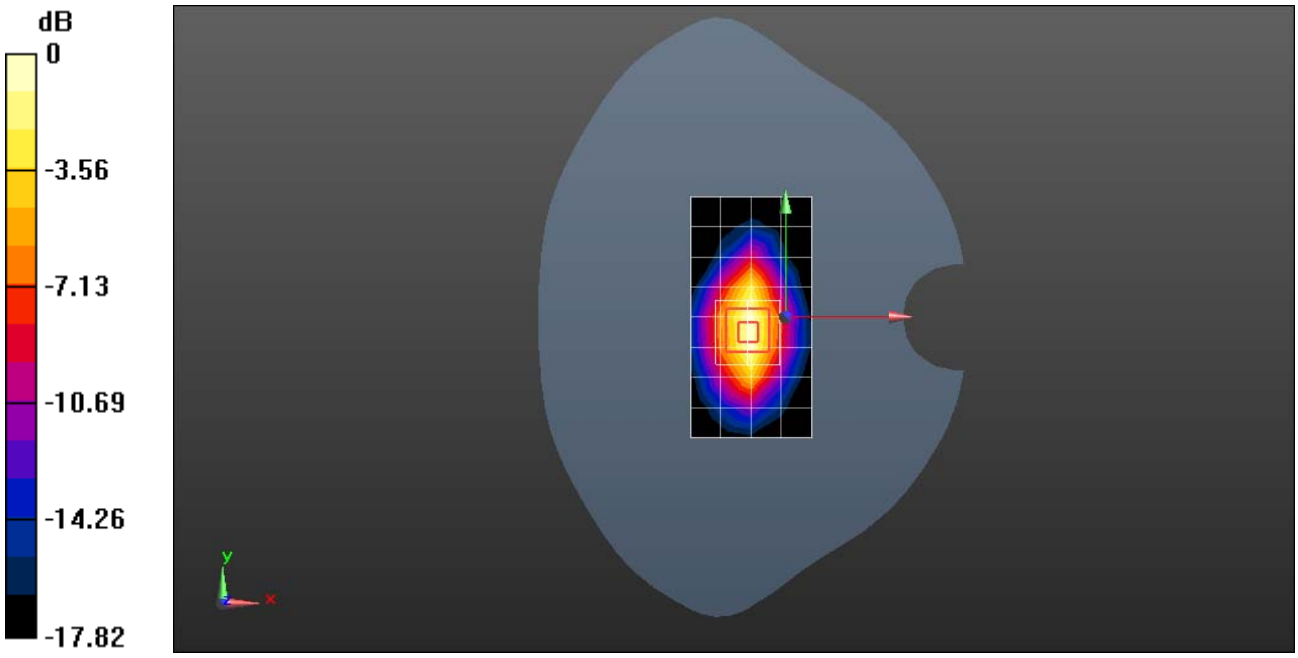

0 dB = 1.57 W/kg = 1.96 dBW/kg

Date: 2016-5-26

Test Laboratory: HUAWEI SAR/HAC Lab

MLA-L11 GSM1900 GPRS 2TS 661CH Bottom Side 0mm with SIM2 and Battery 2-Main Antenna

DUT: MLA-L11; Type: Smart Phone; Serial: SAR2

Communication System: UID 0, HW-GSM\GPRS\EGPRS-2TS (0); Frequency: 1880 MHz;Duty Cycle: 1:4.10015
Medium parameters used: f = 1880 MHz; σ = 1.524 S/m; ε_r = 51.433; ρ = 1000 kg/m^3
Phantom section: Flat Section

DASY Configuration:

- ¿ Probe: EX3DV4 - SN3744; ConvF(7.24, 7.24, 7.24); Calibrated: 2015-7-24;
- ¿ Sensor-Surface: 1.4mm (Mechanical Surface Detection), z = 1.0, 31.0
- ¿ Electronics: DAE4 Sn1236; Calibrated: 2015-11-23
- ¿ Phantom: SAM4; Type: SAM; Serial: TP-1620
- ¿ DASY52 52.8.8(1222);

Configuration/Body/Area Scan (5x9x1): Measurement grid: dx=15mm, dy=15mm

Maximum value of SAR (measured) = 5.21 W/kg

Configuration/Body/Zoom Scan (5x5x7)/Cube 0: Measurement grid: dx=8mm, dy=8mm, dz=5mm

Reference Value = 42.51 V/m; Power Drift = -0.13 dB
Peak SAR (extrapolated) = 7.48 W/kg
SAR(1 g) = 3.19 W/kg; SAR(10 g) = 1.37 W/kg
Maximum value of SAR (measured) = 6.22 W/kg

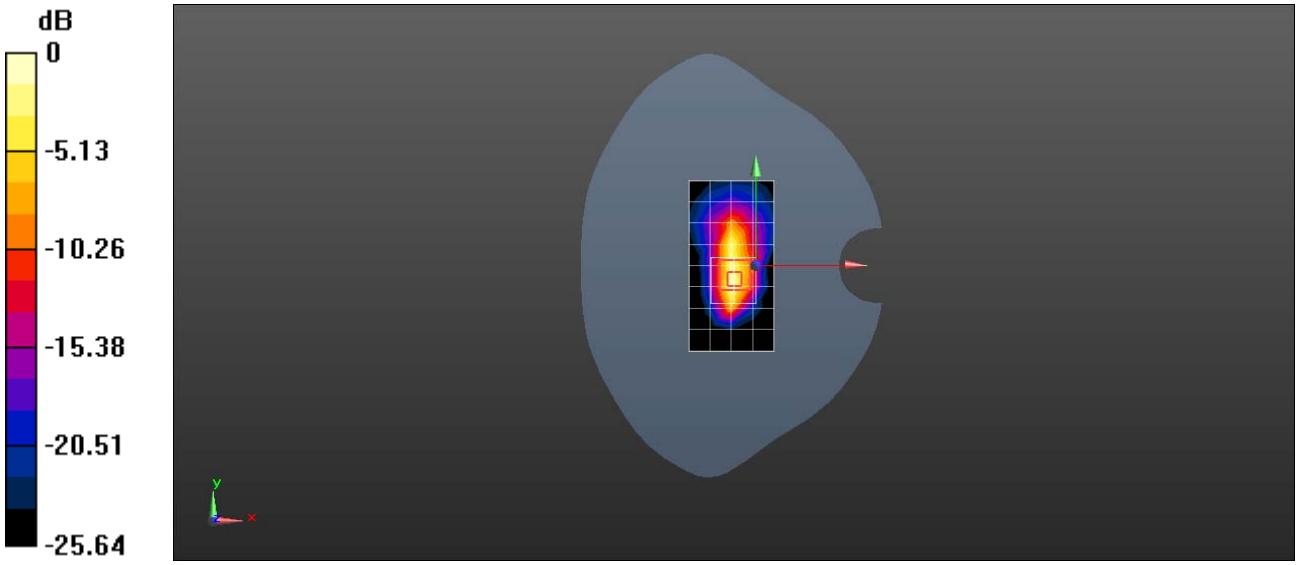

0 dB = 6.22 W/kg = 7.93 dBW/kg

Date: 2016-5-26

Test Laboratory: HUAWEI SAR/HAC Lab

MLA-L11 LTE Band VII 20M QPSK 1RB 50 offset 21350CH Right touch-Main Antenna

DUT: MLA-L11; Type: Smart Phone; Serial: SAR2

Communication System: UID 0, LTE-FDD (SC-FDMA, 20MHz, QPSK/16-QAM) (0); Frequency: 2560 MHz;Duty Cycle: 1:1
Medium parameters used: f = 2560 MHz; σ = 1.978 S/m; ε_r = 40.189; ρ = 1000 kg/m^3
Phantom section: Right Section

DASY Configuration:

- Probe: EX3DV4 - SN3744; ConvF(6.68, 6.68, 6.68); Calibrated: 2015-7-24;
- Sensor-Surface: 1.4mm (Mechanical Surface Detection), z = 1.0, 31.0
- Electronics: DAE4 Sn1236; Calibrated: 2015-11-23
- Phantom: SAM4; Type: SAM; Serial: TP-1620
- DASY52 52.8.8(1222); SEMCAD X 14.6.10(7331)

Configuration/Head/Area Scan (10x16x1): Measurement grid: dx=12mm, dy=12mm
Maximum value of SAR (measured) = 0.0608 W/kg

Configuration/Head/Zoom Scan (7x7x7)/Cube 0: Measurement grid: dx=5mm, dy=5mm, dz=5mm
Reference Value = 0 V/m; Power Drift = 0.00 dB
Peak SAR (extrapolated) = 0.0840 W/kg
SAR(1 g) = 0.042 W/kg; SAR(10 g) = 0.022 W/kg
Maximum value of SAR (measured) = 0.0678 W/kg



0 dB = 0.0678 W/kg = -11.69 dBW/kg

Date: 2016-5-29

Test Laboratory: HUAWEI SAR/HAC Lab

MLA-L11 LTE Band VII 20M QPSK 1RB 50 offset 21350CH Front Side 15mm with Battery 4-Main Antenna

DUT: MLA-L11; Type: Smart Phone; Serial: SAR2

Communication System: UID 0, LTE-FDD (SC-FDMA, 20MHz, QPSK/16-QAM) (0); Frequency: 2560 MHz;Duty Cycle: 1:1
Medium parameters used: f = 2560 MHz; σ = 2.105 S/m; ε_r = 54.368; ρ = 1000 kg/m^3
Phantom section: Flat Section

DASY Configuration:

- Probe: EX3DV4 - SN3744; ConvF(6.65, 6.65, 6.65); Calibrated: 2015-7-24;
- Sensor-Surface: 1.4mm (Mechanical Surface Detection), z = 1.0, 31.0
- Electronics: DAE4 Sn1236; Calibrated: 2015-11-23
- Phantom: SAM3; Type: SAM; Serial: TP-1597
- DASY52 52.8.8(1222); SEMCAD X 14.6.10(7331)

Configuration/Body/Area Scan (10x16x1): Measurement grid: dx=12mm, dy=12mm
Maximum value of SAR (measured) = 0.553 W/kg

Configuration/Body/Zoom Scan (7x7x7)/Cube 0: Measurement grid: dx=5mm, dy=5mm, dz=5mm
Reference Value = 2.083 V/m; Power Drift = 0.14 dB
Peak SAR (extrapolated) = 0.680 W/kg
SAR(1 g) = 0.365 W/kg; SAR(10 g) = 0.205 W/kg
Maximum value of SAR (measured) = 0.557 W/kg

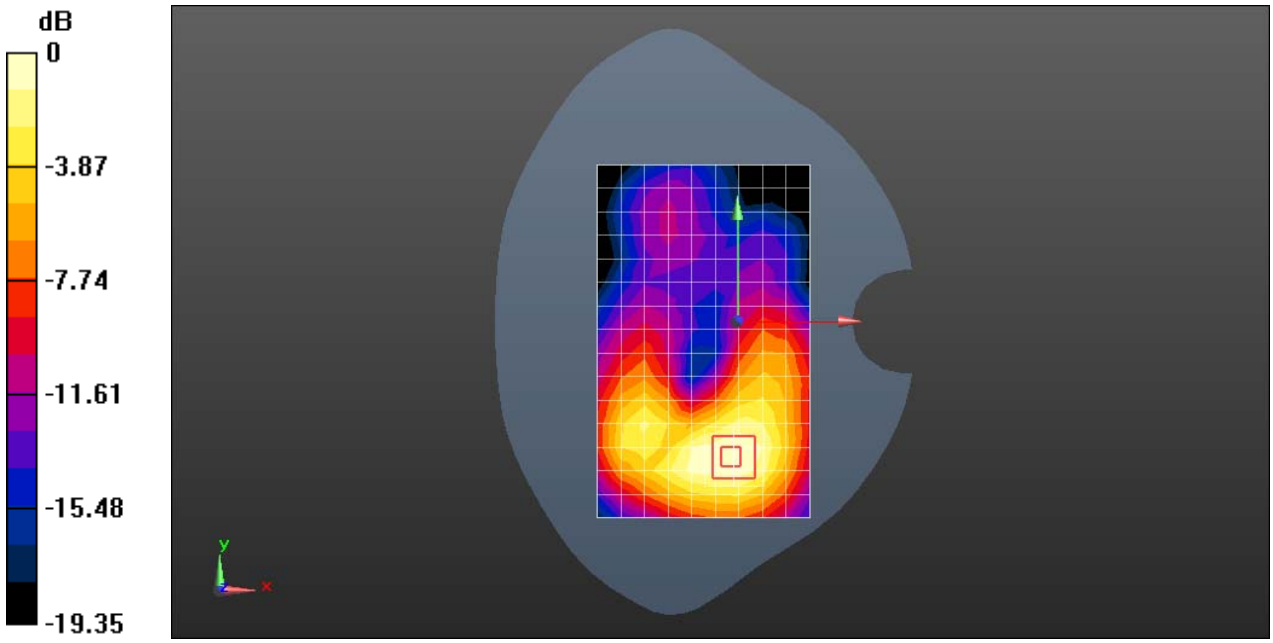

0 dB = 0.557 W/kg = -2.54 dBW/kg

Date: 2016-5-29

Test Laboratory: HUAWEI SAR/HAC Lab

MLA-L11 LTE Band VII 20M QPSK 1RB 99 offset 21350CH Bottom Side 10mm-Main Antenna

DUT: MLA-L11; Type: Smart Phone; Serial: SAR2

Communication System: UID 0, LTE-FDD (SC-FDMA, 20MHz, QPSK/16-QAM) (0); Frequency: 2560 MHz;Duty Cycle: 1:1
Medium parameters used: f = 2560 MHz; σ = 2.105 S/m; ε_r = 54.368; ρ = 1000 kg/m^3
Phantom section: Flat Section

DASY Configuration:

- Probe: EX3DV4 - SN3744; ConvF(6.65, 6.65, 6.65); Calibrated: 2015-7-24;
- Sensor-Surface: 1.4mm (Mechanical Surface Detection), z = 1.0, 31.0
- Electronics: DAE4 Sn1236; Calibrated: 2015-11-23
- Phantom: SAM3; Type: SAM; Serial: TP-1597
- DASY52 52.8.8(1222); SEMCAD X 14.6.10(7331)

Configuration/Body/Area Scan (6x11x1): Measurement grid: dx=12mm, dy=12mm
Maximum value of SAR (measured) = 1.10 W/kg

Configuration/Body/Zoom Scan (7x7x7)/Cube 0: Measurement grid: dx=5mm, dy=5mm, dz=5mm
Reference Value = 16.88 V/m; Power Drift = 0.01 dB
Peak SAR (extrapolated) = 1.66 W/kg
SAR(1 g) = 0.814 W/kg; SAR(10 g) = 0.399 W/kg
Maximum value of SAR (measured) = 1.33 W/kg

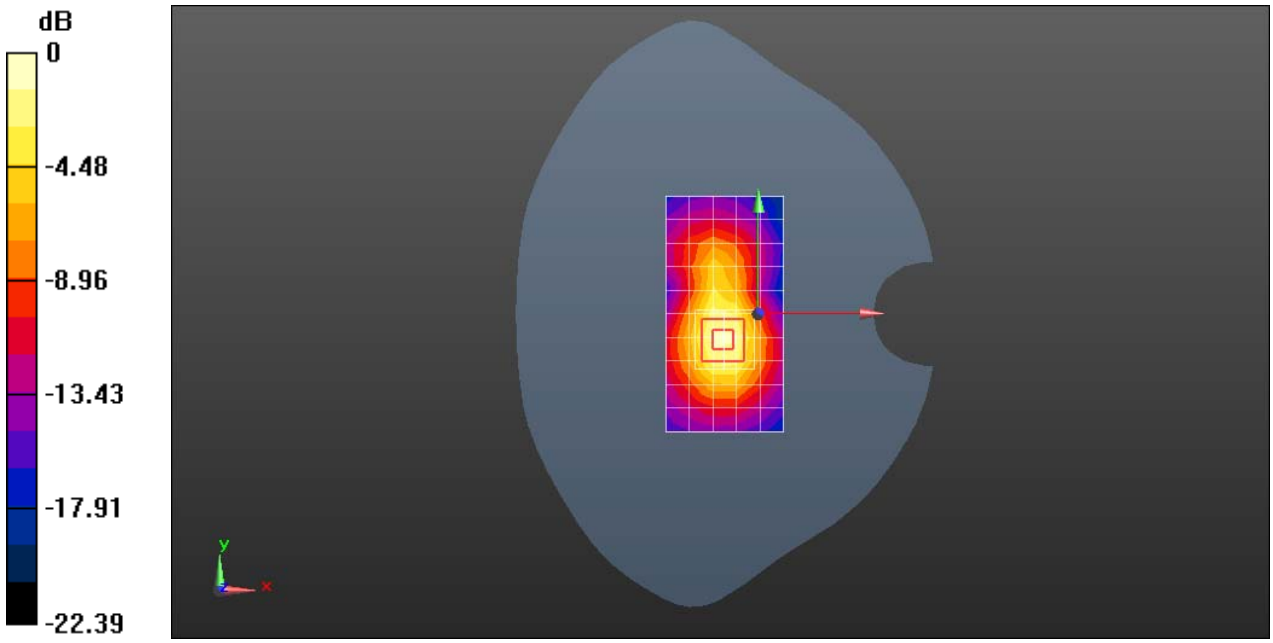

0 dB = 1.33 W/kg = 1.23 dBW/kg

Date: 2016-5-29

Test Laboratory: HUAWEI SAR/HAC Lab

MLA-L11 LTE Band VII 20M QPSK 1RB 50 offset 20850CH Back Side 0mm with Battery 3-Main Antenna

DUT: MLA-L11; Type: Smart Phone; Serial: SAR2

Communication System: UID 0, LTE-FDD (SC-FDMA, 20MHz, QPSK/16-QAM) (0); Frequency: 2510 MHz;Duty Cycle: 1:1
Medium parameters used: f = 2510 MHz; σ = 2.038 S/m; ε_r = 54.562; ρ = 1000 kg/m^3
Phantom section: Flat Section

DASY Configuration:

- Probe: EX3DV4 - SN3744; ConvF(6.65, 6.65, 6.65); Calibrated: 2015-7-24;
- Sensor-Surface: 1.4mm (Mechanical Surface Detection), z = 1.0, 31.0
- Electronics: DAE4 Sn1236; Calibrated: 2015-11-23
- Phantom: SAM3; Type: SAM; Serial: TP-1597
- DASY52 52.8.8(1222); SEMCAD X 14.6.10(7331)

Configuration/Body/Area Scan (10x16x1): Measurement grid: dx=12mm, dy=12mm
Maximum value of SAR (measured) = 11.5 W/kg

Configuration/Body/Zoom Scan (7x7x7)/Cube 0: Measurement grid: dx=5mm, dy=5mm, dz=5mm
Reference Value = 1.616 V/m; Power Drift = 0.01 dB
Peak SAR (extrapolated) = 25.9 W/kg
SAR(1 g) = 8.15 W/kg; SAR(10 g) = 2.95 W/kg
Maximum value of SAR (measured) = 17.9 W/kg

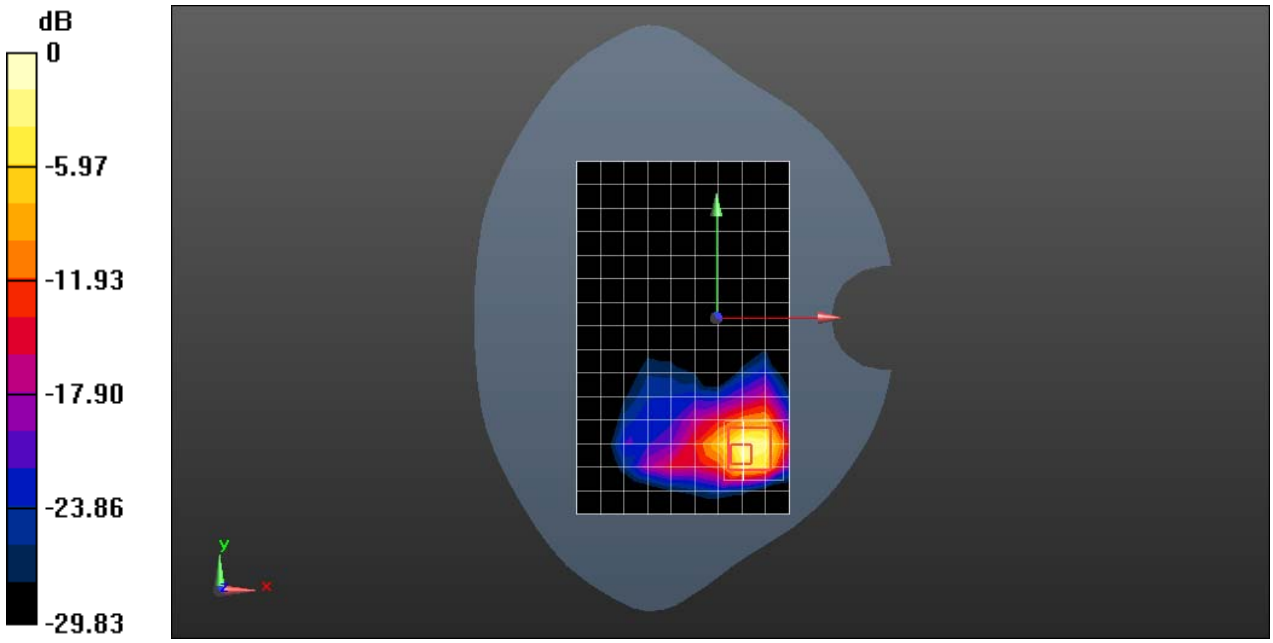

0 dB = 17.9 W/kg = 12.53 dBW/kg

Date: 2016-5-26

Test Laboratory: HUAWEI SAR/HAC Lab

MLA-L11 LTE Band XXXVIII 20M QPSK 1RB 50 offset 37850CH Right touch-Main Antenna

DUT: MLA-L11; Type: Smart Phone; Serial: SAR2

Communication System: UID 0, LTE-TDD (SC-FDMA, 20MHz, QPSK/16-QAM) (0); Frequency: 2580 MHz;Duty Cycle: 1:1.57943
Medium parameters used: f = 2580 MHz; σ = 2 S/m; ε_r = 40.116; ρ = 1000 kg/m^3
Phantom section: Right Section

DASY Configuration:

- Probe: EX3DV4 - SN3744; ConvF(6.68, 6.68, 6.68); Calibrated: 2015-7-24;
- Sensor-Surface: 1.4mm (Mechanical Surface Detection), z = 1.0, 31.0
- Electronics: DAE4 Sn1236; Calibrated: 2015-11-23
- Phantom: SAM4; Type: SAM; Serial: TP-1620
- DASY52 52.8.8(1222); SEMCAD X 14.6.10(7331)

Configuration/Head/Area Scan (10x16x1): Measurement grid: dx=12mm, dy=12mm
Maximum value of SAR (measured) = 0.0993 W/kg

Configuration/Head/Zoom Scan (7x8x7)/Cube 0: Measurement grid: dx=5mm, dy=5mm, dz=5mm
Reference Value = 0 V/m; Power Drift = 0.00 dB
Peak SAR (extrapolated) = 0.122 W/kg
SAR(1 g) = 0.064 W/kg; SAR(10 g) = 0.033 W/kg
Maximum value of SAR (measured) = 0.101 W/kg

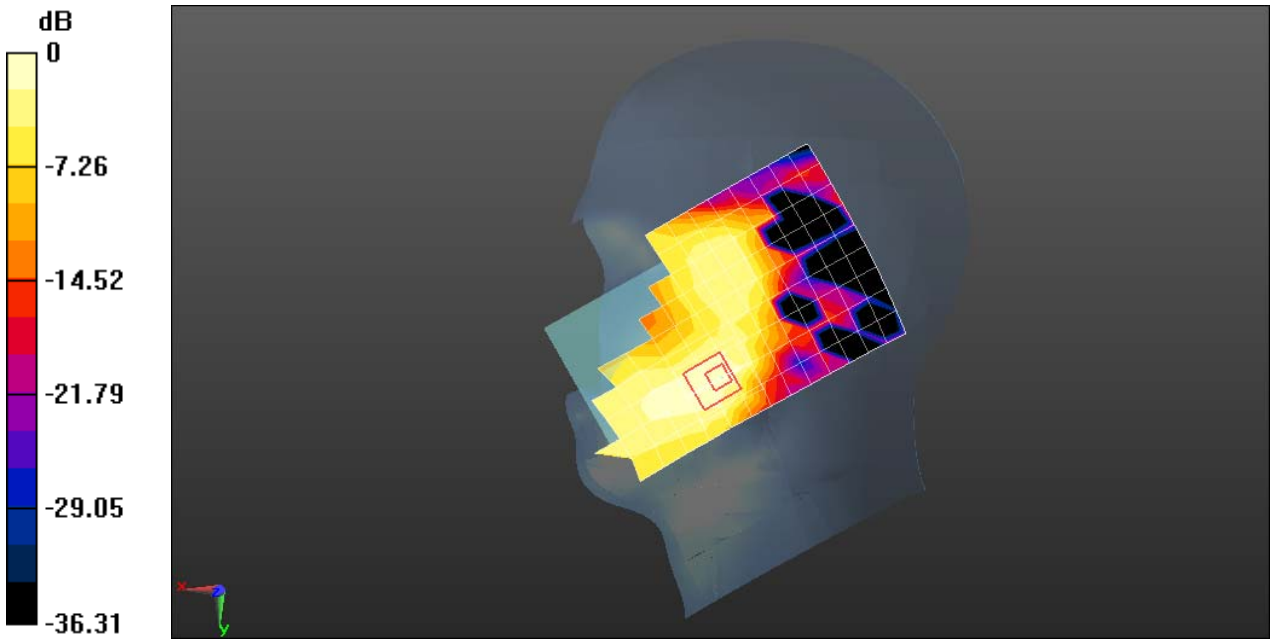

0 dB = 0.101 W/kg = -9.98 dBW/kg

Date: 2016-5-29

Test Laboratory: HUAWEI SAR/HAC Lab

MLA-L11 LTE Band XXXVIII 20M QPSK 1RB 50 offset 38150CH Front Side 15mm-Main Antenna

DUT: MLA-L11; Type: Smart Phone; Serial: SAR2

Communication System: UID 0, LTE-TDD (SC-FDMA, 20MHz, QPSK/16-QAM) (0); Frequency: 2610 MHz;Duty Cycle: 1:1.57943
Medium parameters used: f = 2610 MHz; σ = 2.17 S/m; ε_r = 54.19; ρ = 1000 kg/m^3
Phantom section: Flat Section

DASY Configuration:

- Probe: EX3DV4 - SN3744; ConvF(6.65, 6.65, 6.65); Calibrated: 2015-7-24;
- Sensor-Surface: 1.4mm (Mechanical Surface Detection), z = 1.0, 31.0
- Electronics: DAE4 Sn1236; Calibrated: 2015-11-23
- Phantom: SAM3; Type: SAM; Serial: TP-1597
- DASY52 52.8.8(1222); SEMCAD X 14.6.10(7331)

Configuration/Body/Area Scan (10x16x1): Measurement grid: dx=12mm, dy=12mm
Maximum value of SAR (measured) = 0.389 W/kg

Configuration/Body/Zoom Scan (7x7x7)/Cube 0: Measurement grid: dx=5mm, dy=5mm, dz=5mm
Reference Value = 1.985 V/m; Power Drift = -0.16 dB
Peak SAR (extrapolated) = 0.504 W/kg
SAR(1 g) = 0.265 W/kg; SAR(10 g) = 0.144 W/kg
Maximum value of SAR (measured) = 0.410 W/kg

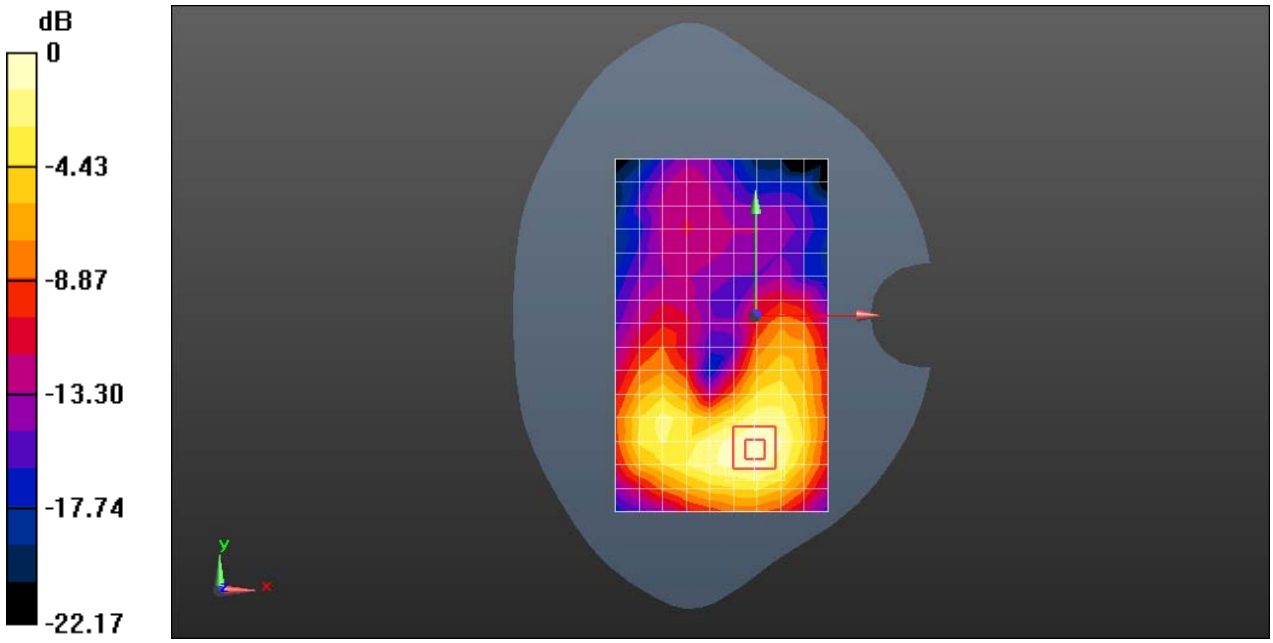

0 dB = 0.410 W/kg = -3.87 dBW/kg

Date: 2016-5-29

Test Laboratory: HUAWEI SAR/HAC Lab

MLA-L11 LTE Band XXXVIII 20M QPSK 1RB 50 offset 37850CH Bottom Side 10mm-Main Antenna

DUT: MLA-L11; Type: Smart Phone; Serial: SAR2

Communication System: UID 0, LTE-TDD (SC-FDMA, 20MHz, QPSK/16-QAM) (0); Frequency: 2580 MHz;Duty Cycle: 1:1.57943
Medium parameters used: f = 2580 MHz; σ = 2.126 S/m; ε_r = 54.31; ρ = 1000 kg/m^3
Phantom section: Flat Section

DASY Configuration:

- Probe: EX3DV4 - SN3744; ConvF(6.65, 6.65, 6.65); Calibrated: 2015-7-24;
- Sensor-Surface: 1.4mm (Mechanical Surface Detection), z = 1.0, 31.0
- Electronics: DAE4 Sn1236; Calibrated: 2015-11-23
- Phantom: SAM3; Type: SAM; Serial: TP-1597
- DASY52 52.8.8(1222); SEMCAD X 14.6.10(7331)

Configuration/Body/Area Scan (6x11x1): Measurement grid: dx=12mm, dy=12mm
Maximum value of SAR (measured) = 1.40 W/kg

Configuration/Body/Zoom Scan (7x7x7)/Cube 0: Measurement grid: dx=5mm, dy=5mm, dz=5mm
Reference Value = 17.90 V/m; Power Drift = -0.09 dB
Peak SAR (extrapolated) = 2.16 W/kg
SAR(1 g) = 1.07 W/kg; SAR(10 g) = 0.526 W/kg
Maximum value of SAR (measured) = 1.74 W/kg

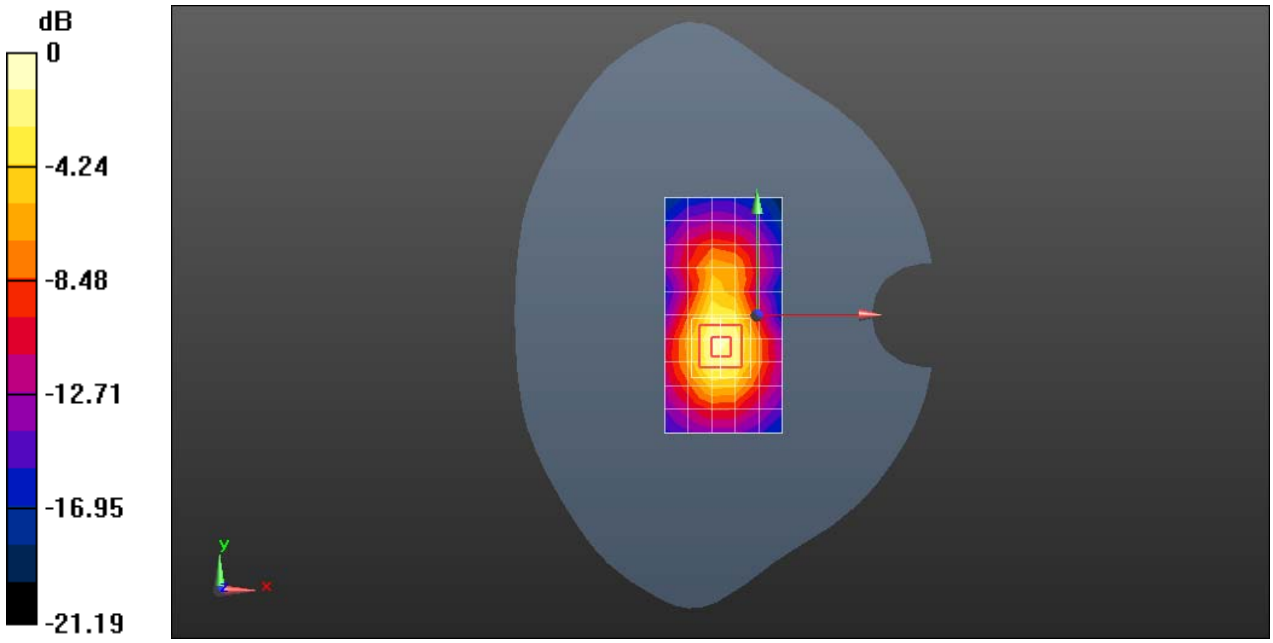

0 dB = 1.74 W/kg = 2.40 dBW/kg

Date: 2016-5-29

Test Laboratory: HUAWEI SAR/HAC Lab

MLA-L11 LTE Band XXXVIII 20M QPSK 1RB 50 offset 38150CH Bottom Side 0mm-Main Antenna

DUT: MLA-L11; Type: Smart Phone; Serial: SAR2

Communication System: UID 0, LTE-TDD (SC-FDMA, 20MHz, QPSK/16-QAM) (0); Frequency: 2610 MHz;Duty Cycle: 1:1.57943
Medium parameters used: f = 2610 MHz; σ = 2.17 S/m; ε_r = 54.19; ρ = 1000 kg/m^3
Phantom section: Flat Section

DASY Configuration:

- Probe: EX3DV4 - SN3744; ConvF(6.65, 6.65, 6.65); Calibrated: 2015-7-24;
- Sensor-Surface: 1.4mm (Mechanical Surface Detection), z = 1.0, 31.0
- Electronics: DAE4 Sn1236; Calibrated: 2015-11-23
- Phantom: SAM3; Type: SAM; Serial: TP-1597
- DASY52 52.8.8(1222); SEMCAD X 14.6.10(7331)

Configuration/Body/Area Scan (6x11x1): Measurement grid: dx=12mm, dy=12mm
Maximum value of SAR (measured) = 9.64 W/kg

Configuration/Body/Zoom Scan (7x7x7)/Cube 0: Measurement grid: dx=5mm, dy=5mm, dz=5mm
Reference Value = 32.73 V/m; Power Drift = 0.15 dB
Peak SAR (extrapolated) = 18.8 W/kg
SAR(1 g) = 6.49 W/kg; SAR(10 g) = 2.13 W/kg
Maximum value of SAR (measured) = 13.3 W/kg

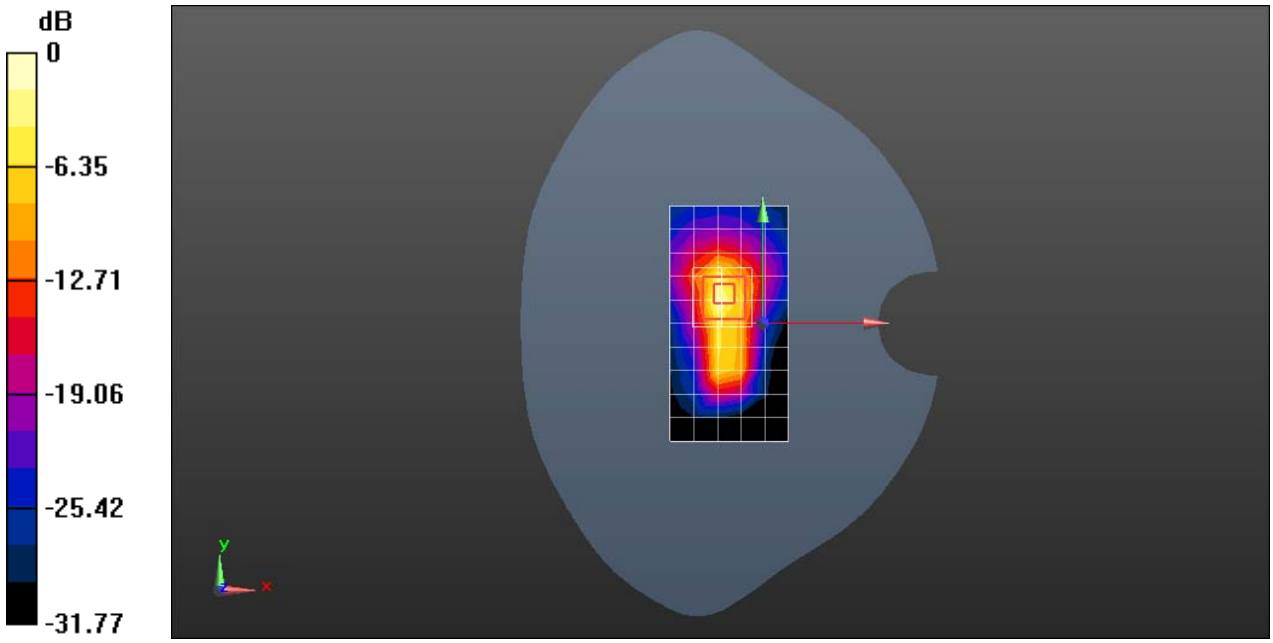

0 dB = 13.3 W/kg = 11.24 dBW/kg

Date: 2016-6-3

Test Laboratory: HUAWEI SAR/HAC Lab

MLA-L11 Wifi 2.4G 11b 6CH Left touch

DUT: MLA-L11; Type: Smart Phone; Serial: SAR2

Communication System: UID 0, WiFi(802.11a/b/g/n/ac) (0); Frequency: 2437 MHz;Duty Cycle: 1:1
Medium parameters used: f = 2437 MHz; σ = 1.804 S/m; ε_r = 37.682; ρ = 1000 kg/m^3
Phantom section: Left Section

DASY Configuration:

- Probe: EX3DV4 - SN3744; ConvF(6.84, 6.84, 6.84); Calibrated: 2015-7-24;
- Sensor-Surface: 1.4mm (Mechanical Surface Detection), z = 1.0, 31.0
- Electronics: DAE4 Sn1236; Calibrated: 2015-11-23
- Phantom: SAM4; Type: SAM; Serial: TP-1620
- DASY52 52.8.8(1222); SEMCAD X 14.6.10(7331)

Configuration/Head/Area Scan (10x16x1): Measurement grid: dx=12mm, dy=12mm
Maximum value of SAR (measured) = 0.553 W/kg

Configuration/Head/Zoom Scan (7x8x7)/Cube 0: Measurement grid: dx=5mm, dy=5mm, dz=5mm
Reference Value = 7.160 V/m; Power Drift = 0.12 dB
Peak SAR (extrapolated) = 0.971 W/kg
SAR(1 g) = 0.384 W/kg; SAR(10 g) = 0.177 W/kg
Maximum value of SAR (measured) = 0.757 W/kg

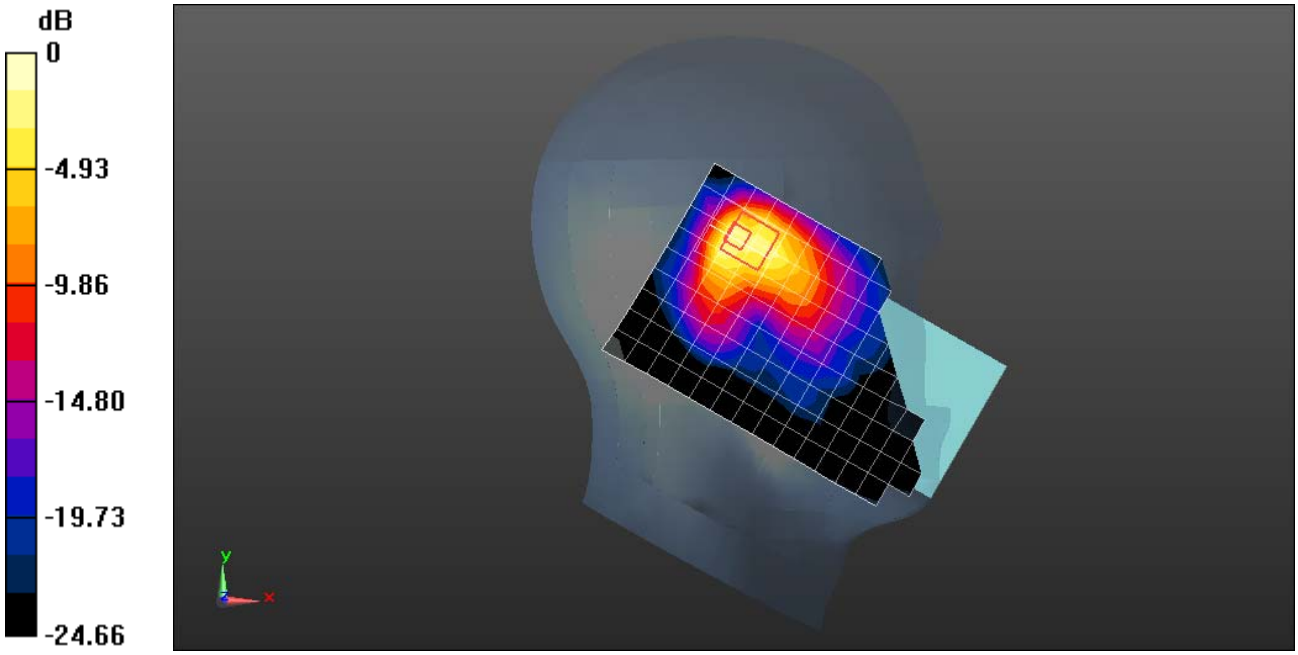

0 dB = 0.757 W/kg = -1.21 dBW/kg

Date: 2016-6-3

Test Laboratory: HUAWEI SAR/HAC Lab

MLA-L11 Wifi 2.4G 11b 11CH Back 15mm

DUT: MLA-L11; Type: Smart Phone; Serial: SAR2

Communication System: UID 0, WiFi(802.11a/b/g/n/ac) (0); Frequency: 2462 MHz;Duty Cycle: 1:1
Medium parameters used: f = 2462 MHz; σ = 2.023 S/m; ε_r = 52.177; ρ = 1000 kg/m^3
Phantom section: Flat Section

DASY Configuration:

- Probe: EX3DV4 - SN3744; ConvF(6.77, 6.77, 6.77); Calibrated: 2015-7-24;
- Sensor-Surface: 1.4mm (Mechanical Surface Detection), z = 1.0, 31.0
- Electronics: DAE4 Sn1236; Calibrated: 2015-11-23
- Phantom: SAM3; Type: SAM; Serial: TP-1597
- DASY52 52.8.8(1222); SEMCAD X 14.6.10(7331)

Configuration/Head/Area Scan (10x16x1): Measurement grid: dx=12mm, dy=12mm
Maximum value of SAR (measured) = 0.336 W/kg

Configuration/Head/Zoom Scan (7x7x7)/Cube 0: Measurement grid: dx=5mm, dy=5mm, dz=5mm
Reference Value = 6.233 V/m; Power Drift = 0.16 dB
Peak SAR (extrapolated) = 0.399 W/kg
SAR(1 g) = 0.223 W/kg; SAR(10 g) = 0.124 W/kg
Maximum value of SAR (measured) = 0.330 W/kg

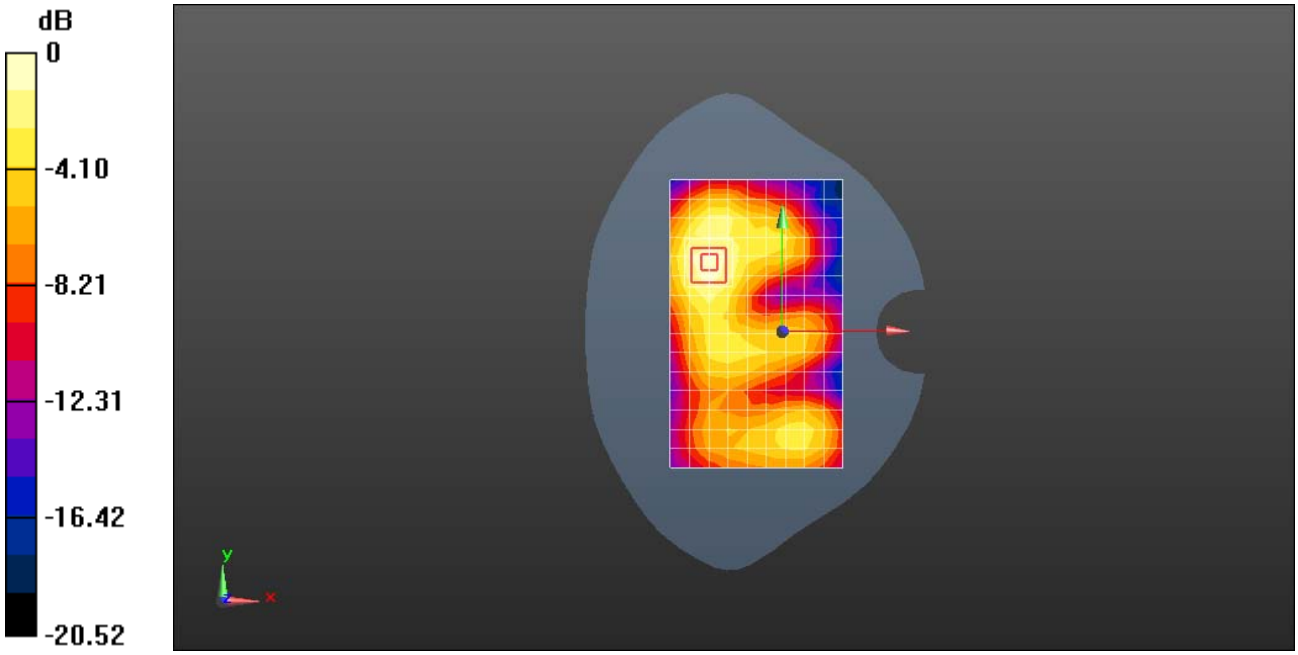

0 dB = 0.330 W/kg = -4.81 dBW/kg

Date: 2016-6-3

Test Laboratory: HUAWEI SAR/HAC Lab

MLA-L11 Wifi 2.4G 11b 11CH Back Side 10mm

DUT: MLA-L11; Type: Smart Phone; Serial: SAR2

Communication System: UID 0, WiFi(802.11a/b/g/n/ac) (0); Frequency: 2462 MHz;Duty Cycle: 1:1
Medium parameters used: f = 2462 MHz; σ = 2.023 S/m; ε_r = 52.177; ρ = 1000 kg/m^3
Phantom section: Flat Section

DASY Configuration:

- Probe: EX3DV4 - SN3744; ConvF(6.77, 6.77, 6.77); Calibrated: 2015-7-24;
- Sensor-Surface: 1.4mm (Mechanical Surface Detection), z = 1.0, 31.0
- Electronics: DAE4 Sn1236; Calibrated: 2015-11-23
- Phantom: SAM3; Type: SAM; Serial: TP-1597
- DASY52 52.8.8(1222); SEMCAD X 14.6.10(7331)

Configuration/Head/Area Scan (10x16x1): Measurement grid: dx=12mm, dy=12mm
Maximum value of SAR (measured) = 0.552 W/kg

Configuration/Head/Zoom Scan (7x7x7)/Cube 0: Measurement grid: dx=5mm, dy=5mm, dz=5mm
Reference Value = 7.086 V/m; Power Drift = 0.14 dB
Peak SAR (extrapolated) = 0.671 W/kg
SAR(1 g) = 0.369 W/kg; SAR(10 g) = 0.194 W/kg
Maximum value of SAR (measured) = 0.550 W/kg

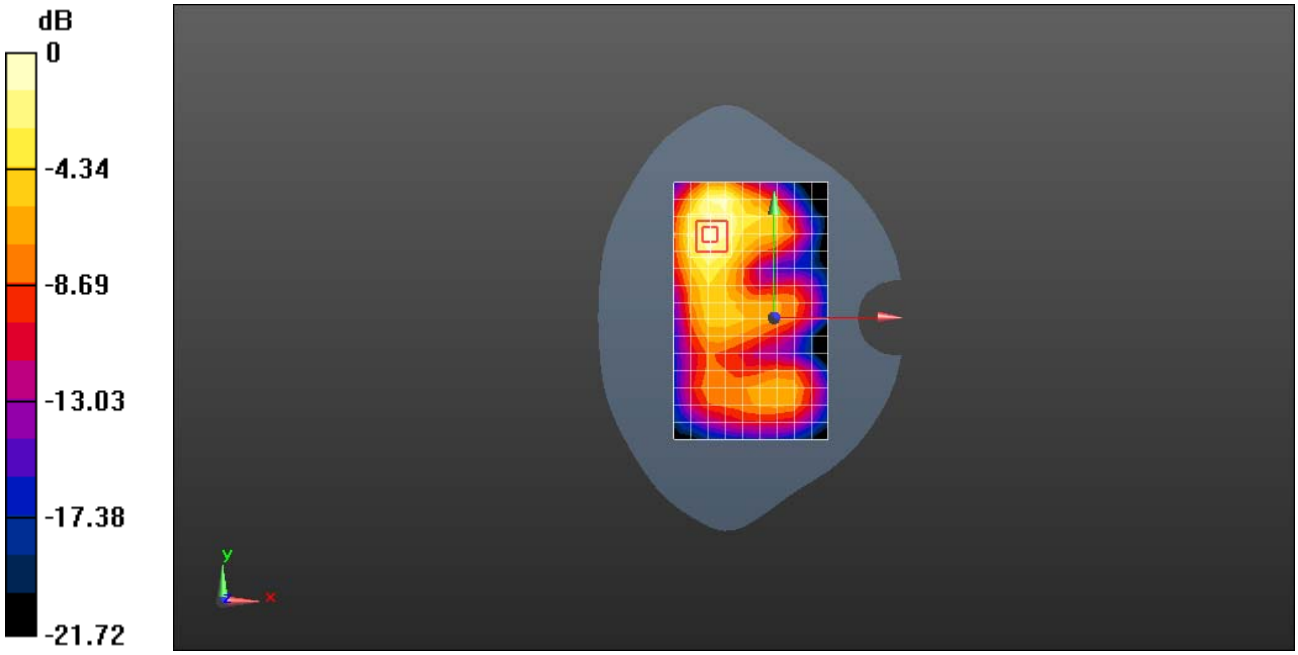

0 dB = 0.550 W/kg = -2.60 dBW/kg