Appendix B. Plots of SAR Measurement

The plots are shown as follows.

Test Laboratory: Sporton International Inc. SAR/HAC Testing Lab Date: 21.02.2013

#82 GSM850_GSM Voice_Right Cheek_Ch251_#1

DUT: MT1-U06

Communication System: Generic GSM; Frequency: 848.8 MHz;Duty Cycle: 1:8.3
Medium: HSL_835_130221 Medium parameters used: f = 849 MHz; σ = 0.902 mho/m; ε_r = 40.499; ρ = 1000 kg/m^3
Ambient Temperature：23.6 ℃; Liquid Temperature：21.1 ℃

DASY5 Configuration:
- Probe: EX3DV4 - SN3819; ConvF(9.56, 9.56, 9.56); Calibrated: 26.11.2012;
- Sensor-Surface: 2mm (Mechanical Surface Detection)
- Electronics: DAE4 Sn1303; Calibrated: 22.11.2012
- Phantom: SAM1; Type: QD000P40CD; Serial: TP:1670
- Measurement SW: DASY52, Version 52.8 (2); SEMCAD X Version 14.6.6 (6824)

Ch251/Area Scan (71x131x1): Interpolated grid: dx=15mm, dy=15mm
Maximum value of SAR (interpolated) = 0.357 W/kg

Ch251/Zoom Scan (5x5x7)/Cube 0: Measurement grid: dx=8mm, dy=8mm, dz=5mm
Reference Value = 20.553 V/m; Power Drift = -0.04 dB
Peak SAR (extrapolated) = 0.394 mW/g
SAR(1 g) = 0.320 mW/g; SAR(10 g) = 0.256 mW/g
Maximum value of SAR (measured) = 0.363 W/kg



0 dB = 0.363 W/kg

Test Laboratory: Sporton International Inc. SAR/HAC Testing Lab Date: 21.02.2013

#83 GSM850_GSM Voice_Right Tilted_Ch251_#1

DUT: MT1-U06

Communication System: Generic GSM; Frequency: 848.8 MHz;Duty Cycle: 1:8.3
Medium: HSL_835_130221 Medium parameters used: f = 849 MHz; σ = 0.902 mho/m; ε_r = 40.499; ρ = 1000 kg/m^3
Ambient Temperature：23.6 ℃; Liquid Temperature：21.1 ℃

DASY5 Configuration:
- Probe: EX3DV4 - SN3819; ConvF(9.56, 9.56, 9.56); Calibrated: 26.11.2012;
- Sensor-Surface: 2mm (Mechanical Surface Detection)
- Electronics: DAE4 Sn1303; Calibrated: 22.11.2012
- Phantom: SAM1; Type: QD000P40CD; Serial: TP:1670
- Measurement SW: DASY52, Version 52.8 (2); SEMCAD X Version 14.6.6 (6824)

Ch251/Area Scan (71x131x1): Interpolated grid: dx=15mm, dy=15mm
Maximum value of SAR (interpolated) = 0.248 W/kg

Ch251/Zoom Scan (5x5x7)/Cube 0: Measurement grid: dx=8mm, dy=8mm, dz=5mm
Reference Value = 16.800 V/m; Power Drift = 0.01 dB
Peak SAR (extrapolated) = 0.273 mW/g
SAR(1 g) = 0.222 mW/g; SAR(10 g) = 0.174 mW/g
Maximum value of SAR (measured) = 0.251 W/kg

Ch251/Zoom Scan (5x5x7)/Cube 1: Measurement grid: dx=8mm, dy=8mm, dz=5mm
Reference Value = 16.800 V/m; Power Drift = 0.01 dB
Peak SAR (extrapolated) = 0.236 mW/g
SAR(1 g) = 0.167 mW/g; SAR(10 g) = 0.112 mW/g
Maximum value of SAR (measured) = 0.216 W/kg



0 dB = 0.216 W/kg

Test Laboratory: Sporton International Inc. SAR/HAC Testing Lab Date: 21.02.2013

#84 GSM850_GSM Voice_Left Cheek_Ch251_#1

DUT: MT1-U06

Communication System: Generic GSM; Frequency: 848.8 MHz;Duty Cycle: 1:8.3
Medium: HSL_835_130221 Medium parameters used: f = 849 MHz; σ = 0.902 mho/m; ε_r = 40.499; ρ = 1000 kg/m^3
Ambient Temperature：23.6 ℃; Liquid Temperature：21.1 ℃

DASY5 Configuration:
- Probe: EX3DV4 - SN3819; ConvF(9.56, 9.56, 9.56); Calibrated: 26.11.2012;
- Sensor-Surface: 2mm (Mechanical Surface Detection)
- Electronics: DAE4 Sn1303; Calibrated: 22.11.2012
- Phantom: SAM1; Type: QD000P40CD; Serial: TP:1670
- Measurement SW: DASY52, Version 52.8 (2); SEMCAD X Version 14.6.6 (6824)

Ch251/Area Scan (71x131x1): Interpolated grid: dx=15mm, dy=15mm
Maximum value of SAR (interpolated) = 0.378 W/kg

Ch251/Zoom Scan (5x5x7)/Cube 0: Measurement grid: dx=8mm, dy=8mm, dz=5mm
Reference Value = 21.054 V/m; Power Drift = -0.03 dB
Peak SAR (extrapolated) = 0.414 mW/g
SAR(1 g) = 0.332 mW/g; SAR(10 g) = 0.257 mW/g
Maximum value of SAR (measured) = 0.376 W/kg



0 dB = 0.376 W/kg

Test Laboratory: Sporton International Inc. SAR/HAC Testing Lab Date: 21.02.2013

#85 GSM850_GSM Voice_Left Tilted_Ch251_#1

DUT: MT1-U06

Communication System: Generic GSM; Frequency: 848.8 MHz;Duty Cycle: 1:8.3
Medium: HSL_835_130221 Medium parameters used: f = 849 MHz; σ = 0.902 mho/m; ε_r = 40.499; ρ = 1000 kg/m^3
Ambient Temperature：23.6 ℃; Liquid Temperature：21.1 ℃

DASY5 Configuration:
- Probe: EX3DV4 - SN3819; ConvF(9.56, 9.56, 9.56); Calibrated: 26.11.2012;
- Sensor-Surface: 2mm (Mechanical Surface Detection)
- Electronics: DAE4 Sn1303; Calibrated: 22.11.2012
- Phantom: SAM1; Type: QD000P40CD; Serial: TP:1670
- Measurement SW: DASY52, Version 52.8 (2); SEMCAD X Version 14.6.6 (6824)

Ch251/Area Scan (71x131x1): Interpolated grid: dx=15mm, dy=15mm
Maximum value of SAR (interpolated) = 0.223 W/kg

Ch251/Zoom Scan (5x5x7)/Cube 0: Measurement grid: dx=8mm, dy=8mm, dz=5mm
Reference Value = 15.949 V/m; Power Drift = 0.03 dB
Peak SAR (extrapolated) = 0.250 mW/g
SAR(1 g) = 0.199 mW/g; SAR(10 g) = 0.156 mW/g
Maximum value of SAR (measured) = 0.228 W/kg

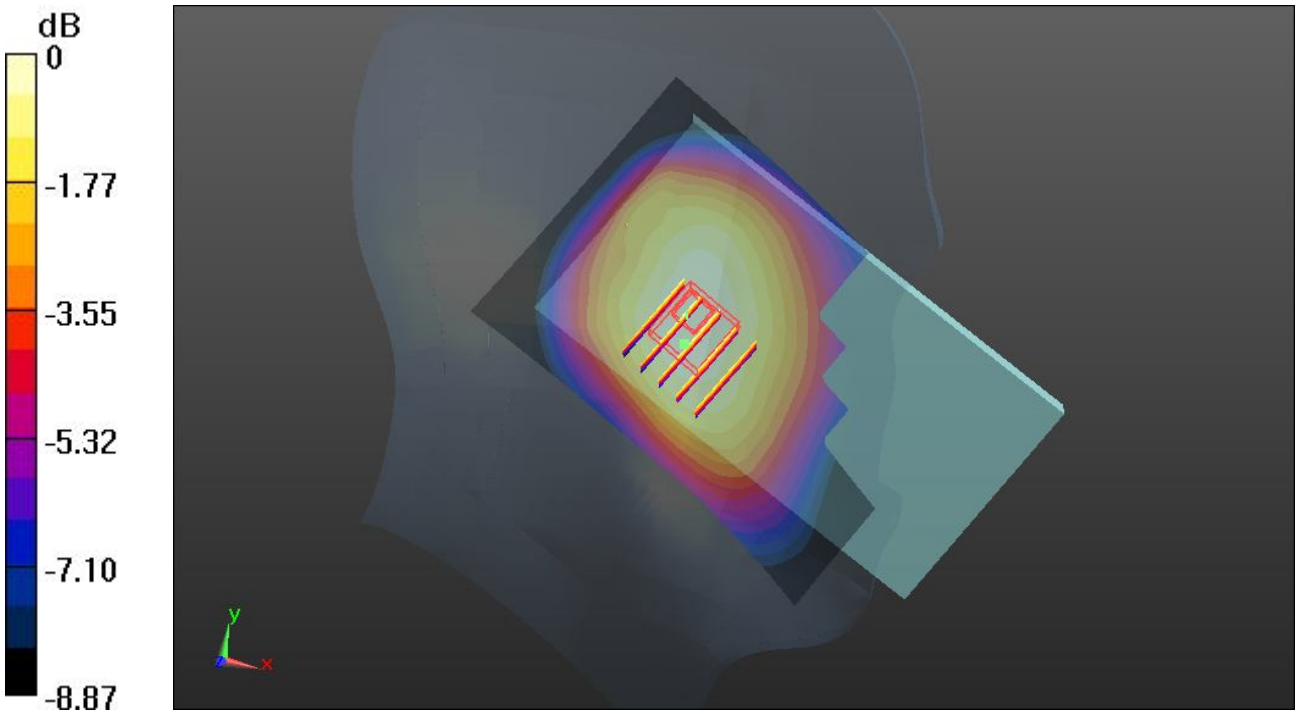

0 dB = 0.228 W/kg

Test Laboratory: Sporton International Inc. SAR/HAC Testing Lab Date: 07.03.2013

#181 GSM850_GSM Voice_Left Cheek_Ch251_#3

DUT: MT1-U06

Communication System: Generic GSM; Frequency: 848.8 MHz;Duty Cycle: 1:8.3
Medium: HSL_835_130307 Medium parameters used: f = 849 MHz; σ = 0.926 mho/m; ε_r = 41.783; ρ = 1000 kg/m^3
Ambient Temperature：23.3 ℃; Liquid Temperature：21.8 ℃

DASY5 Configuration:
- Probe: EX3DV4 - SN3819; ConvF(9.56, 9.56, 9.56); Calibrated: 26.11.2012;
- Sensor-Surface: 2mm (Mechanical Surface Detection)
- Electronics: DAE4 Sn1303; Calibrated: 22.11.2012
- Phantom: SAM1; Type: QD000P40CD; Serial: TP:1670
- Measurement SW: DASY52, Version 52.8 (2); SEMCAD X Version 14.6.6 (6824)

Ch251/Area Scan (71x131x1): Interpolated grid: dx=15mm, dy=15mm
Maximum value of SAR (interpolated) = 0.368 W/kg

Ch251/Zoom Scan (5x5x7)/Cube 0: Measurement grid: dx=8mm, dy=8mm, dz=5mm
Reference Value = 20.269 V/m; Power Drift = 0.12 dB
Peak SAR (extrapolated) = 0.408 mW/g
SAR(1 g) = 0.329 mW/g; SAR(10 g) = 0.256 mW/g
Maximum value of SAR (measured) = 0.372 W/kg



0 dB = 0.372 W/kg

Test Laboratory: Sporton International Inc. SAR/HAC Testing Lab Date: 06.02.2013

#01 GSM1900_GSM Voice_Right Cheek_Ch512_#1

DUT: MT1-U06

Communication System: Generic GSM; Frequency: 1850.2 MHz;Duty Cycle: 1:8.3
Medium: HSL_1900_130206 Medium parameters used: f = 1850.2 MHz; σ = 1.369 mho/m; ε_r = 40.694; ρ = 1000 kg/m^3
Ambient Temperature：23.5 ℃; Liquid Temperature：21.5 ℃

DASY5 Configuration:
- Probe: EX3DV4 - SN3819; ConvF(7.84, 7.84, 7.84); Calibrated: 26.11.2012;
- Sensor-Surface: 2mm (Mechanical Surface Detection)
- Electronics: DAE4 Sn1303; Calibrated: 22.11.2012
- Phantom: SAM1; Type: QD000P40CD; Serial: TP:1670
- Measurement SW: DASY52, Version 52.8 (2); SEMCAD X Version 14.6.6 (6824)

Ch512/Area Scan (71x131x1): Interpolated grid: dx=15mm, dy=15mm
Maximum value of SAR (interpolated) = 0.124 W/kg

Ch512/Zoom Scan (5x5x7)/Cube 0: Measurement grid: dx=8mm, dy=8mm, dz=5mm
Reference Value = 9.104 V/m; Power Drift = 0.01 dB
Peak SAR (extrapolated) = 0.136 mW/g
SAR(1 g) = 0.095 mW/g; SAR(10 g) = 0.061 mW/g
Maximum value of SAR (measured) = 0.118 W/kg



0 dB = 0.118 W/kg

Test Laboratory: Sporton International Inc. SAR/HAC Testing Lab Date: 06.02.2013

#02 GSM1900_GSM Voice_Right Tilted_Ch512_#1

DUT: MT1-U06

Communication System: Generic GSM; Frequency: 1850.2 MHz;Duty Cycle: 1:8.3
Medium: HSL_1900_130206 Medium parameters used: f = 1850.2 MHz; σ = 1.369 mho/m; ε_r = 40.694; ρ = 1000 kg/m^3
Ambient Temperature：23.5 ℃; Liquid Temperature：21.5 ℃

DASY5 Configuration:
- Probe: EX3DV4 - SN3819; ConvF(7.84, 7.84, 7.84); Calibrated: 26.11.2012;
- Sensor-Surface: 2mm (Mechanical Surface Detection)
- Electronics: DAE4 Sn1303; Calibrated: 22.11.2012
- Phantom: SAM1; Type: QD000P40CD; Serial: TP:1670
- Measurement SW: DASY52, Version 52.8 (2); SEMCAD X Version 14.6.6 (6824)

Ch512/Area Scan (71x131x1): Interpolated grid: dx=15mm, dy=15mm
Maximum value of SAR (interpolated) = 0.0999 W/kg

Ch512/Zoom Scan (5x5x7)/Cube 0: Measurement grid: dx=8mm, dy=8mm, dz=5mm
Reference Value = 8.221 V/m; Power Drift = -0.11 dB
Peak SAR (extrapolated) = 0.117 mW/g
SAR(1 g) = 0.070 mW/g; SAR(10 g) = 0.040 mW/g
Maximum value of SAR (measured) = 0.0942 W/kg



0 dB = 0.0942 W/kg

Test Laboratory: Sporton International Inc. SAR/HAC Testing Lab Date: 06.02.2013

#03 GSM1900_GSM Voice_Left Cheek_Ch512_#1

DUT: MT1-U06

Communication System: Generic GSM; Frequency: 1850.2 MHz;Duty Cycle: 1:8.3
Medium: HSL_1900_130206 Medium parameters used: f = 1850.2 MHz; σ = 1.369 mho/m; ε_r = 40.694; ρ = 1000 kg/m^3
Ambient Temperature：23.5 ℃; Liquid Temperature：21.5 ℃

DASY5 Configuration:
- Probe: EX3DV4 - SN3819; ConvF(7.84, 7.84, 7.84); Calibrated: 26.11.2012;
- Sensor-Surface: 2mm (Mechanical Surface Detection)
- Electronics: DAE4 Sn1303; Calibrated: 22.11.2012
- Phantom: SAM1; Type: QD000P40CD; Serial: TP:1670
- Measurement SW: DASY52, Version 52.8 (2); SEMCAD X Version 14.6.6 (6824)

Ch512/Area Scan (71x131x1): Interpolated grid: dx=15mm, dy=15mm
Maximum value of SAR (interpolated) = 0.0991 W/kg

Ch512/Zoom Scan (5x5x7)/Cube 0: Measurement grid: dx=8mm, dy=8mm, dz=5mm
Reference Value = 8.153 V/m; Power Drift = -0.07 dB
Peak SAR (extrapolated) = 0.103 mW/g
SAR(1 g) = 0.071 mW/g; SAR(10 g) = 0.046 mW/g
Maximum value of SAR (measured) = 0.0871 W/kg

Ch512/Zoom Scan (5x5x7)/Cube 1: Measurement grid: dx=8mm, dy=8mm, dz=5mm
Reference Value = 8.153 V/m; Power Drift = -0.07 dB
Peak SAR (extrapolated) = 0.084 mW/g
SAR(1 g) = 0.058 mW/g; SAR(10 g) = 0.039 mW/g
Maximum value of SAR (measured) = 0.0734 W/kg



0 dB = 0.0734 W/kg

Test Laboratory: Sporton International Inc. SAR/HAC Testing Lab Date: 06.02.2013

#04 GSM1900_GSM Voice_Left Tilted_Ch512_#1

DUT: MT1-U06

Communication System: Generic GSM; Frequency: 1850.2 MHz;Duty Cycle: 1:8.3
Medium: HSL_1900_130206 Medium parameters used: f = 1850.2 MHz; σ = 1.369 mho/m; ε_r = 40.694; ρ = 1000 kg/m^3
Ambient Temperature：23.5 ℃; Liquid Temperature：21.5 ℃

DASY5 Configuration:
- Probe: EX3DV4 - SN3819; ConvF(7.84, 7.84, 7.84); Calibrated: 26.11.2012;
- Sensor-Surface: 2mm (Mechanical Surface Detection)
- Electronics: DAE4 Sn1303; Calibrated: 22.11.2012
- Phantom: SAM1; Type: QD000P40CD; Serial: TP:1670
- Measurement SW: DASY52, Version 52.8 (2); SEMCAD X Version 14.6.6 (6824)

Ch512/Area Scan (71x131x1): Interpolated grid: dx=15mm, dy=15mm
Maximum value of SAR (interpolated) = 0.103 W/kg

Ch512/Zoom Scan (5x5x7)/Cube 1: Measurement grid: dx=8mm, dy=8mm, dz=5mm
Reference Value = 7.748 V/m; Power Drift = -0.09 dB
Peak SAR (extrapolated) = 0.105 mW/g
SAR(1 g) = 0.068 mW/g; SAR(10 g) = 0.042 mW/g
Maximum value of SAR (measured) = 0.0834 W/kg

Ch512/Zoom Scan (5x5x7)/Cube 0: Measurement grid: dx=8mm, dy=8mm, dz=5mm
Reference Value = 7.748 V/m; Power Drift = -0.09 dB
Peak SAR (extrapolated) = 0.108 mW/g
SAR(1 g) = 0.065 mW/g; SAR(10 g) = 0.039 mW/g
Maximum value of SAR (measured) = 0.0864 W/kg



0 dB = 0.0864 W/kg

Test Laboratory: Sporton International Inc. SAR/HAC Testing Lab Date: 07.03.2013

#185 GSM1900_GSM Voice_Right Cheek_Ch512_#3

DUT: MT1-U06

Communication System: Generic GSM; Frequency: 1850.2 MHz;Duty Cycle: 1:8.3
Medium: HSL_1900_130307 Medium parameters used: f = 1850.2 MHz; σ = 1.365 mho/m; ε_r = 41.266; ρ = 1000 kg/m^3
Ambient Temperature：23.4 ℃; Liquid Temperature：21.7 ℃

DASY5 Configuration:
- Probe: EX3DV4 - SN3819; ConvF(7.84, 7.84, 7.84); Calibrated: 26.11.2012;
- Sensor-Surface: 2mm (Mechanical Surface Detection)
- Electronics: DAE4 Sn1303; Calibrated: 22.11.2012
- Phantom: SAM2; Type: QD000P40CD; Serial: TP:1671
- Measurement SW: DASY52, Version 52.8 (2); SEMCAD X Version 14.6.6 (6824)

Ch512/Area Scan (71x131x1): Interpolated grid: dx=15mm, dy=15mm
Maximum value of SAR (interpolated) = 0.129 W/kg

Ch512/Zoom Scan (5x5x7)/Cube 0: Measurement grid: dx=8mm, dy=8mm, dz=5mm
Reference Value = 9.505 V/m; Power Drift = 0.02 dB
Peak SAR (extrapolated) = 0.144 mW/g
SAR(1 g) = 0.098 mW/g; SAR(10 g) = 0.062 mW/g
Maximum value of SAR (measured) = 0.124 W/kg

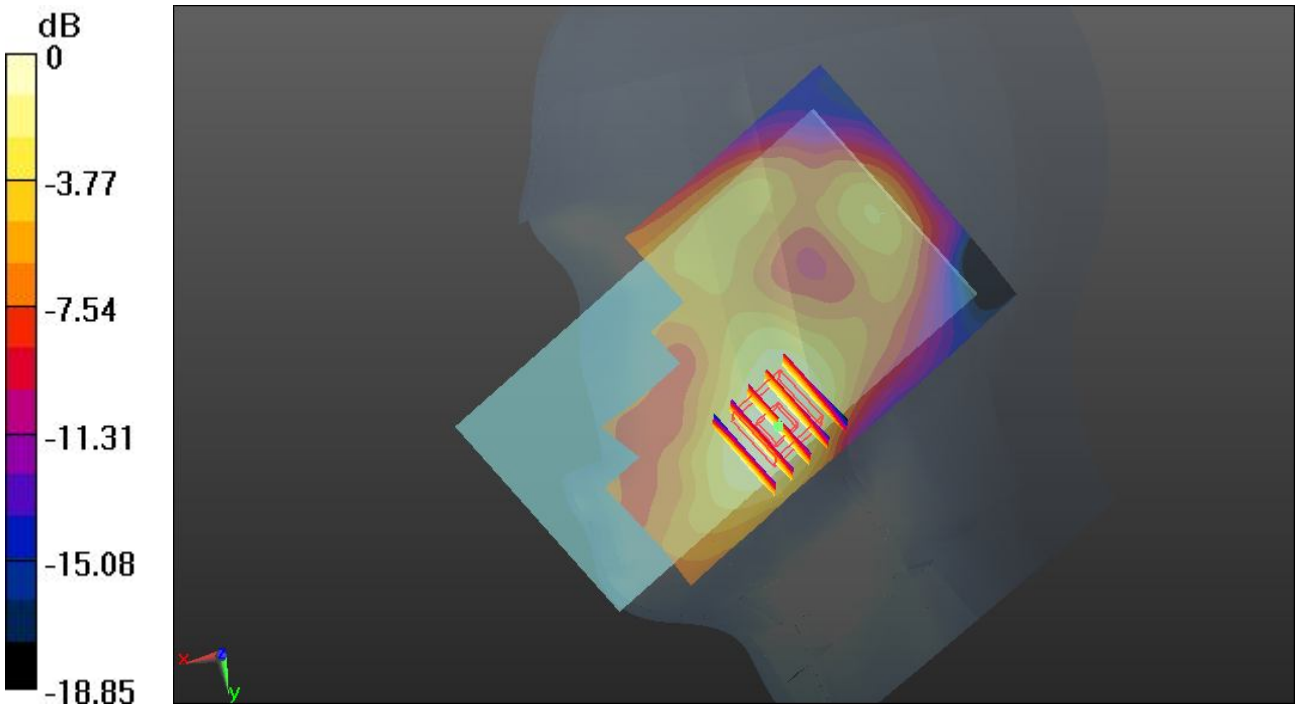

0 dB = 0.124 W/kg

Test Laboratory: Sporton International Inc. SAR/HAC Testing Lab Date: 21.02.2013

#87 WCDMA Band V_RMC12.2K_Right Cheek_Ch4132_#1

DUT: MT1-U06

Communication System: UMTS; Frequency: 826.4 MHz;Duty Cycle: 1:1
Medium: HSL_835_130221 Medium parameters used: f = 826.4 MHz; σ = 0.88 mho/m; ε_r = 40.716; ρ = 1000 kg/m^3
Ambient Temperature：23.6 ℃; Liquid Temperature：21.1 ℃

DASY5 Configuration:
- Probe: EX3DV4 - SN3819; ConvF(9.56, 9.56, 9.56); Calibrated: 26.11.2012;
- Sensor-Surface: 2mm (Mechanical Surface Detection)
- Electronics: DAE4 Sn1303; Calibrated: 22.11.2012
- Phantom: SAM1; Type: QD000P40CD; Serial: TP:1670
- Measurement SW: DASY52, Version 52.8 (2); SEMCAD X Version 14.6.6 (6824)

Ch4132/Area Scan (71x131x1): Interpolated grid: dx=15mm, dy=15mm
Maximum value of SAR (interpolated) = 0.294 W/kg

Ch4132/Zoom Scan (5x5x7)/Cube 0: Measurement grid: dx=8mm, dy=8mm, dz=5mm
Reference Value = 18.557 V/m; Power Drift = 0.16 dB
Peak SAR (extrapolated) = 0.324 mW/g
SAR(1 g) = 0.263 mW/g; SAR(10 g) = 0.213 mW/g
Maximum value of SAR (measured) = 0.298 W/kg



0 dB = 0.298 W/kg

Test Laboratory: Sporton International Inc. SAR/HAC Testing Lab Date: 21.02.2013

#88 WCDMA Band V_RMC12.2K_Right Tilted_Ch4132_#1

DUT: MT1-U06

Communication System: UMTS; Frequency: 826.4 MHz;Duty Cycle: 1:1
Medium: HSL_835_130221 Medium parameters used: f = 826.4 MHz; σ = 0.88 mho/m; ε_r = 40.716; ρ = 1000 kg/m^3
Ambient Temperature：23.6 ℃; Liquid Temperature：21.1 ℃

DASY5 Configuration:
- Probe: EX3DV4 - SN3819; ConvF(9.56, 9.56, 9.56); Calibrated: 26.11.2012;
- Sensor-Surface: 2mm (Mechanical Surface Detection)
- Electronics: DAE4 Sn1303; Calibrated: 22.11.2012
- Phantom: SAM1; Type: QD000P40CD; Serial: TP:1670
- Measurement SW: DASY52, Version 52.8 (2); SEMCAD X Version 14.6.6 (6824)

Ch4132/Area Scan (71x131x1): Interpolated grid: dx=15mm, dy=15mm
Maximum value of SAR (interpolated) = 0.201 W/kg

Ch4132/Zoom Scan (5x5x7)/Cube 0: Measurement grid: dx=8mm, dy=8mm, dz=5mm
Reference Value = 15.706 V/m; Power Drift = 0.01 dB
Peak SAR (extrapolated) = 0.231 mW/g
SAR(1 g) = 0.190 mW/g; SAR(10 g) = 0.151 mW/g
Maximum value of SAR (measured) = 0.211 W/kg

Ch4132/Zoom Scan (5x5x7)/Cube 1: Measurement grid: dx=8mm, dy=8mm, dz=5mm
Reference Value = 15.706 V/m; Power Drift = 0.01 dB
Peak SAR (extrapolated) = 0.184 mW/g
SAR(1 g) = 0.129 mW/g; SAR(10 g) = 0.085 mW/g
Maximum value of SAR (measured) = 0.171 W/kg



0 dB = 0.171 W/kg

Test Laboratory: Sporton International Inc. SAR/HAC Testing Lab Date: 21.02.2013

#89 WCDMA Band V_RMC12.2K_Left Cheek_Ch4132_#1

DUT: MT1-U06

Communication System: UMTS; Frequency: 826.4 MHz;Duty Cycle: 1:1
Medium: HSL_835_130221 Medium parameters used: f = 826.4 MHz; σ = 0.88 mho/m; ε_r = 40.716; ρ = 1000 kg/m^3
Ambient Temperature：23.6 ℃; Liquid Temperature：21.1 ℃

DASY5 Configuration:
- Probe: EX3DV4 - SN3819; ConvF(9.56, 9.56, 9.56); Calibrated: 26.11.2012;
- Sensor-Surface: 2mm (Mechanical Surface Detection)
- Electronics: DAE4 Sn1303; Calibrated: 22.11.2012
- Phantom: SAM1; Type: QD000P40CD; Serial: TP:1670
- Measurement SW: DASY52, Version 52.8 (2); SEMCAD X Version 14.6.6 (6824)

Ch4132/Area Scan (71x131x1): Interpolated grid: dx=15mm, dy=15mm
Maximum value of SAR (interpolated) = 0.325 W/kg

Ch4132/Zoom Scan (5x5x7)/Cube 0: Measurement grid: dx=8mm, dy=8mm, dz=5mm
Reference Value = 19.837 V/m; Power Drift = -0.06 dB
Peak SAR (extrapolated) = 0.349 mW/g
SAR(1 g) = 0.286 mW/g; SAR(10 g) = 0.223 mW/g
Maximum value of SAR (measured) = 0.323 W/kg



0 dB = 0.323 W/kg

Test Laboratory: Sporton International Inc. SAR/HAC Testing Lab Date: 21.02.2013

#90 WCDMA Band V_RMC12.2K_Left Tilted_Ch4132_#1

DUT: MT1-U06

Communication System: UMTS; Frequency: 826.4 MHz;Duty Cycle: 1:1
Medium: HSL_835_130221 Medium parameters used: f = 826.4 MHz; σ = 0.88 mho/m; ε_r = 40.716; ρ = 1000 kg/m^3
Ambient Temperature：23.6 ℃; Liquid Temperature：21.1 ℃

DASY5 Configuration:
- Probe: EX3DV4 - SN3819; ConvF(9.56, 9.56, 9.56); Calibrated: 26.11.2012;
- Sensor-Surface: 2mm (Mechanical Surface Detection)
- Electronics: DAE4 Sn1303; Calibrated: 22.11.2012
- Phantom: SAM1; Type: QD000P40CD; Serial: TP:1670
- Measurement SW: DASY52, Version 52.8 (2); SEMCAD X Version 14.6.6 (6824)

Ch4132/Area Scan (71x131x1): Interpolated grid: dx=15mm, dy=15mm
Maximum value of SAR (interpolated) = 0.190 W/kg

Ch4132/Zoom Scan (5x5x7)/Cube 0: Measurement grid: dx=8mm, dy=8mm, dz=5mm
Reference Value = 14.875 V/m; Power Drift = -0.01 dB
Peak SAR (extrapolated) = 0.206 mW/g
SAR(1 g) = 0.166 mW/g; SAR(10 g) = 0.132 mW/g
Maximum value of SAR (measured) = 0.187 W/kg



0 dB = 0.187 W/kg

Test Laboratory: Sporton International Inc. SAR/HAC Testing Lab Date: 07.03.2013

#183 WCDMA Band V_RMC12.2K_Left Cheek_Ch4132_#3

DUT: MT1-U06

Communication System: UMTS; Frequency: 826.4 MHz;Duty Cycle: 1:1
Medium: HSL_835_130307 Medium parameters used: f = 826.4 MHz; σ = 0.903 mho/m; ε_r = 42.044; ρ = 1000 kg/m^3
Ambient Temperature：23.3 ℃; Liquid Temperature：21.8 ℃

DASY5 Configuration:
- Probe: EX3DV4 - SN3819; ConvF(9.56, 9.56, 9.56); Calibrated: 26.11.2012;
- Sensor-Surface: 2mm (Mechanical Surface Detection)
- Electronics: DAE4 Sn1303; Calibrated: 22.11.2012
- Phantom: SAM1; Type: QD000P40CD; Serial: TP:1670
- Measurement SW: DASY52, Version 52.8 (2); SEMCAD X Version 14.6.6 (6824)

Ch4132/Area Scan (71x131x1): Interpolated grid: dx=15mm, dy=15mm
Maximum value of SAR (interpolated) = 0.354 W/kg

Ch4132/Zoom Scan (5x5x7)/Cube 0: Measurement grid: dx=8mm, dy=8mm, dz=5mm
Reference Value = 20.217 V/m; Power Drift = -0.06 dB
Peak SAR (extrapolated) = 0.382 mW/g
SAR(1 g) = 0.311 mW/g; SAR(10 g) = 0.244 mW/g
Maximum value of SAR (measured) = 0.349 W/kg



0 dB = 0.349 W/kg

Test Laboratory: Sporton International Inc. SAR/HAC Testing Lab Date: 23.02.2013

#92 WCDMA Band IV_RMC12.2K_Right Cheek_Ch1312_#1

DUT: MT1-U06

Communication System: UMTS; Frequency: 1712.4 MHz;Duty Cycle: 1:1
Medium: HSL_1800_130223 Medium parameters used: f = 1712.4 MHz; σ = 1.364 mho/m; ε_r = 41.938; ρ = 1000 kg/m^3
Ambient Temperature：23.5 ℃; Liquid Temperature：21.8 ℃

DASY5 Configuration:
- Probe: EX3DV4 - SN3819; ConvF(8.2, 8.2, 8.2); Calibrated: 26.11.2012;
- Sensor-Surface: 2mm (Mechanical Surface Detection)
- Electronics: DAE4 Sn1303; Calibrated: 22.11.2012
- Phantom: SAM2; Type: QD000P40CD; Serial: TP:1671
- Measurement SW: DASY52, Version 52.8 (2); SEMCAD X Version 14.6.6 (6824)

Ch1312/Area Scan (71x131x1): Interpolated grid: dx=15mm, dy=15mm
Maximum value of SAR (interpolated) = 0.252 W/kg

Ch1312/Zoom Scan (5x5x7)/Cube 0: Measurement grid: dx=8mm, dy=8mm, dz=5mm
Reference Value = 13.494 V/m; Power Drift = -0.04 dB
Peak SAR (extrapolated) = 0.287 mW/g
SAR(1 g) = 0.198 mW/g; SAR(10 g) = 0.128 mW/g
Maximum value of SAR (measured) = 0.242 W/kg



0 dB = 0.242 W/kg

Test Laboratory: Sporton International Inc. SAR/HAC Testing Lab Date: 23.02.2013

#93 WCDMA Band IV_RMC12.2K_Right Tilted_Ch1312_#1

DUT: MT1-U06

Communication System: UMTS; Frequency: 1712.4 MHz;Duty Cycle: 1:1
Medium: HSL_1800_130223 Medium parameters used: f = 1712.4 MHz; σ = 1.364 mho/m; ε_r = 41.938; ρ = 1000 kg/m^3
Ambient Temperature：23.5 ℃; Liquid Temperature：21.8 ℃

DASY5 Configuration:
- Probe: EX3DV4 - SN3819; ConvF(8.2, 8.2, 8.2); Calibrated: 26.11.2012;
- Sensor-Surface: 2mm (Mechanical Surface Detection)
- Electronics: DAE4 Sn1303; Calibrated: 22.11.2012
- Phantom: SAM2; Type: QD000P40CD; Serial: TP:1671
- Measurement SW: DASY52, Version 52.8 (2); SEMCAD X Version 14.6.6 (6824)

Ch1312/Area Scan (71x131x1): Interpolated grid: dx=15mm, dy=15mm
Maximum value of SAR (interpolated) = 0.223 W/kg

Ch1312/Zoom Scan (5x5x7)/Cube 0: Measurement grid: dx=8mm, dy=8mm, dz=5mm
Reference Value = 12.869 V/m; Power Drift = 0.03 dB
Peak SAR (extrapolated) = 0.268 mW/g
SAR(1 g) = 0.165 mW/g; SAR(10 g) = 0.095 mW/g
Maximum value of SAR (measured) = 0.223 W/kg



0 dB = 0.223 W/kg

Test Laboratory: Sporton International Inc. SAR/HAC Testing Lab Date: 23.02.2013

#94 WCDMA Band IV_RMC12.2K_Left Cheek_Ch1312_#1

DUT: MT1-U06

Communication System: UMTS; Frequency: 1712.4 MHz;Duty Cycle: 1:1
Medium: HSL_1800_130223 Medium parameters used: f = 1712.4 MHz; σ = 1.364 mho/m; ε_r = 41.938; ρ = 1000 kg/m^3
Ambient Temperature：23.5 ℃; Liquid Temperature：21.8 ℃

DASY5 Configuration:
- Probe: EX3DV4 - SN3819; ConvF(8.2, 8.2, 8.2); Calibrated: 26.11.2012;
- Sensor-Surface: 2mm (Mechanical Surface Detection)
- Electronics: DAE4 Sn1303; Calibrated: 22.11.2012
- Phantom: SAM2; Type: QD000P40CD; Serial: TP:1671
- Measurement SW: DASY52, Version 52.8 (2); SEMCAD X Version 14.6.6 (6824)

Ch1312/Area Scan (71x131x1): Interpolated grid: dx=15mm, dy=15mm
Maximum value of SAR (interpolated) = 0.229 W/kg

Ch1312/Zoom Scan (5x5x7)/Cube 0: Measurement grid: dx=8mm, dy=8mm, dz=5mm
Reference Value = 13.127 V/m; Power Drift = -0.03 dB
Peak SAR (extrapolated) = 0.259 mW/g
SAR(1 g) = 0.178 mW/g; SAR(10 g) = 0.117 mW/g
Maximum value of SAR (measured) = 0.223 W/kg

Ch1312/Zoom Scan (5x5x7)/Cube 1: Measurement grid: dx=8mm, dy=8mm, dz=5mm
Reference Value = 13.127 V/m; Power Drift = -0.03 dB
Peak SAR (extrapolated) = 0.182 mW/g
SAR(1 g) = 0.125 mW/g; SAR(10 g) = 0.084 mW/g
Maximum value of SAR (measured) = 0.152 W/kg



0 dB = 0.152 W/kg

Test Laboratory: Sporton International Inc. SAR/HAC Testing Lab Date: 23.02.2013

#95 WCDMA Band IV_RMC12.2K_Left Tilted_Ch1312_#1

DUT: MT1-U06

Communication System: UMTS; Frequency: 1712.4 MHz;Duty Cycle: 1:1
Medium: HSL_1800_130223 Medium parameters used: f = 1712.4 MHz; σ = 1.364 mho/m; ε_r = 41.938; ρ = 1000 kg/m^3
Ambient Temperature：23.5 ℃; Liquid Temperature：21.8 ℃

DASY5 Configuration:
- Probe: EX3DV4 - SN3819; ConvF(8.2, 8.2, 8.2); Calibrated: 26.11.2012;
- Sensor-Surface: 2mm (Mechanical Surface Detection)
- Electronics: DAE4 Sn1303; Calibrated: 22.11.2012
- Phantom: SAM2; Type: QD000P40CD; Serial: TP:1671
- Measurement SW: DASY52, Version 52.8 (2); SEMCAD X Version 14.6.6 (6824)

Ch1312/Area Scan (71x131x1): Interpolated grid: dx=15mm, dy=15mm
Maximum value of SAR (interpolated) = 0.189 W/kg

Ch1312/Zoom Scan (5x5x7)/Cube 0: Measurement grid: dx=8mm, dy=8mm, dz=5mm
Reference Value = 12.013 V/m; Power Drift = -0.01 dB
Peak SAR (extrapolated) = 0.236 mW/g
SAR(1 g) = 0.144 mW/g; SAR(10 g) = 0.084 mW/g
Maximum value of SAR (measured) = 0.197 W/kg

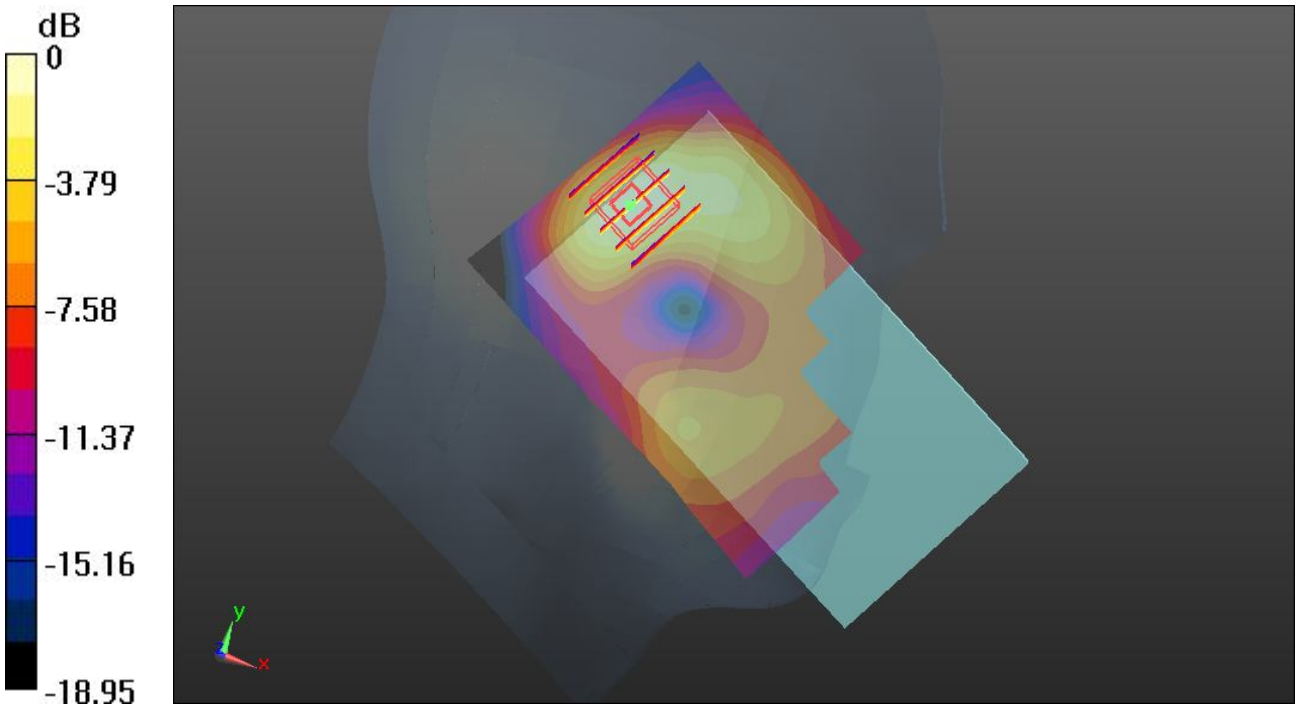

0 dB = 0.197 W/kg

Test Laboratory: Sporton International Inc. SAR/HAC Testing Lab Date: 07.03.2013

#189 WCDMA Band IV_RMC12.2K_Right Cheek_Ch1312_#3

DUT: MT1-U06

Communication System: UMTS; Frequency: 1712.4 MHz;Duty Cycle: 1:1
Medium: HSL_1800_130307 Medium parameters used: f = 1712.4 MHz; σ = 1.335 mho/m; ε_r = 41.565; ρ = 1000 kg/m^3
Ambient Temperature：23.4 ℃; Liquid Temperature：21.8 ℃

DASY5 Configuration:
- Probe: EX3DV4 - SN3819; ConvF(8.2, 8.2, 8.2); Calibrated: 26.11.2012;
- Sensor-Surface: 2mm (Mechanical Surface Detection)
- Electronics: DAE4 Sn1303; Calibrated: 22.11.2012
- Phantom: SAM2; Type: QD000P40CD; Serial: TP:1671
- Measurement SW: DASY52, Version 52.8 (2); SEMCAD X Version 14.6.6 (6824)

Ch1312/Area Scan (71x131x1): Interpolated grid: dx=15mm, dy=15mm
Maximum value of SAR (interpolated) = 0.305 W/kg

Ch1312/Zoom Scan (5x5x7)/Cube 0: Measurement grid: dx=8mm, dy=8mm, dz=5mm
Reference Value = 14.842 V/m; Power Drift = -0.01 dB
Peak SAR (extrapolated) = 0.337 mW/g
SAR(1 g) = 0.237 mW/g; SAR(10 g) = 0.155 mW/g
Maximum value of SAR (measured) = 0.292 W/kg



0 dB = 0.292 W/kg

Test Laboratory: Sporton International Inc. SAR/HAC Testing Lab Date: 06.02.2013

#06 WCDMA Band II_RMC 12.2K_Right Cheek_Ch9262_#1

DUT: MT1-U06

Communication System: UMTS; Frequency: 1852.4 MHz;Duty Cycle: 1:1
Medium: HSL_1900_130206 Medium parameters used: f = 1852.4 MHz; σ = 1.371 mho/m; ε_r = 40.687; ρ = 1000 kg/m^3
Ambient Temperature：23.5 ℃; Liquid Temperature：21.5 ℃

DASY5 Configuration:
- Probe: EX3DV4 - SN3819; ConvF(7.84, 7.84, 7.84); Calibrated: 26.11.2012;
- Sensor-Surface: 2mm (Mechanical Surface Detection)
- Electronics: DAE4 Sn1303; Calibrated: 22.11.2012
- Phantom: SAM1; Type: QD000P40CD; Serial: TP:1670
- Measurement SW: DASY52, Version 52.8 (2); SEMCAD X Version 14.6.6 (6824)

Ch9262/Area Scan (71x131x1): Interpolated grid: dx=15mm, dy=15mm
Maximum value of SAR (interpolated) = 0.177 W/kg

Ch9262/Zoom Scan (5x5x7)/Cube 0: Measurement grid: dx=8mm, dy=8mm, dz=5mm
Reference Value = 11.209 V/m; Power Drift = 0.10 dB
Peak SAR (extrapolated) = 0.203 mW/g
SAR(1 g) = 0.139 mW/g; SAR(10 g) = 0.089 mW/g
Maximum value of SAR (measured) = 0.175 W/kg



0 dB = 0.175 W/kg

Test Laboratory: Sporton International Inc. SAR/HAC Testing Lab Date: 06.02.2013

#07 WCDMA Band II_RMC 12.2K_Right Tilted_Ch9262_#1

DUT: MT1-U06

Communication System: UMTS; Frequency: 1852.4 MHz;Duty Cycle: 1:1
Medium: HSL_1900_130206 Medium parameters used: f = 1852.4 MHz; σ = 1.371 mho/m; ε_r = 40.687; ρ = 1000 kg/m^3
Ambient Temperature：23.5 ℃; Liquid Temperature：21.5 ℃

DASY5 Configuration:
- Probe: EX3DV4 - SN3819; ConvF(7.84, 7.84, 7.84); Calibrated: 26.11.2012;
- Sensor-Surface: 2mm (Mechanical Surface Detection)
- Electronics: DAE4 Sn1303; Calibrated: 22.11.2012
- Phantom: SAM1; Type: QD000P40CD; Serial: TP:1670
- Measurement SW: DASY52, Version 52.8 (2); SEMCAD X Version 14.6.6 (6824)

Ch9262/Area Scan (71x131x1): Interpolated grid: dx=15mm, dy=15mm
Maximum value of SAR (interpolated) = 0.141 W/kg

Ch9262/Zoom Scan (5x5x7)/Cube 0: Measurement grid: dx=8mm, dy=8mm, dz=5mm
Reference Value = 9.852 V/m; Power Drift = -0.08 dB
Peak SAR (extrapolated) = 0.163 mW/g
SAR(1 g) = 0.099 mW/g; SAR(10 g) = 0.056 mW/g
Maximum value of SAR (measured) = 0.132 W/kg



0 dB = 0.132 W/kg

Test Laboratory: Sporton International Inc. SAR/HAC Testing Lab Date: 06.02.2013

#08 WCDMA Band II_RMC 12.2K_Left Cheek_Ch9262_#1

DUT: MT1-U06

Communication System: UMTS; Frequency: 1852.4 MHz;Duty Cycle: 1:1
Medium: HSL_1900_130206 Medium parameters used: f = 1852.4 MHz; σ = 1.371 mho/m; ε_r = 40.687; ρ = 1000 kg/m^3
Ambient Temperature：23.5 ℃; Liquid Temperature：21.5 ℃

DASY5 Configuration:
- Probe: EX3DV4 - SN3819; ConvF(7.84, 7.84, 7.84); Calibrated: 26.11.2012;
- Sensor-Surface: 2mm (Mechanical Surface Detection)
- Electronics: DAE4 Sn1303; Calibrated: 22.11.2012
- Phantom: SAM1; Type: QD000P40CD; Serial: TP:1670
- Measurement SW: DASY52, Version 52.8 (2); SEMCAD X Version 14.6.6 (6824)

Ch9262/Area Scan (71x131x1): Interpolated grid: dx=15mm, dy=15mm
Maximum value of SAR (interpolated) = 0.144 W/kg

Ch9262/Zoom Scan (5x5x7)/Cube 0: Measurement grid: dx=8mm, dy=8mm, dz=5mm
Reference Value = 9.899 V/m; Power Drift = 0.02 dB
Peak SAR (extrapolated) = 0.153 mW/g
SAR(1 g) = 0.106 mW/g; SAR(10 g) = 0.069 mW/g
Maximum value of SAR (measured) = 0.130 W/kg

Ch9262/Zoom Scan (5x5x7)/Cube 1: Measurement grid: dx=8mm, dy=8mm, dz=5mm
Reference Value = 9.899 V/m; Power Drift = 0.02 dB
Peak SAR (extrapolated) = 0.126 mW/g
SAR(1 g) = 0.089 mW/g; SAR(10 g) = 0.060 mW/g
Maximum value of SAR (measured) = 0.110 W/kg

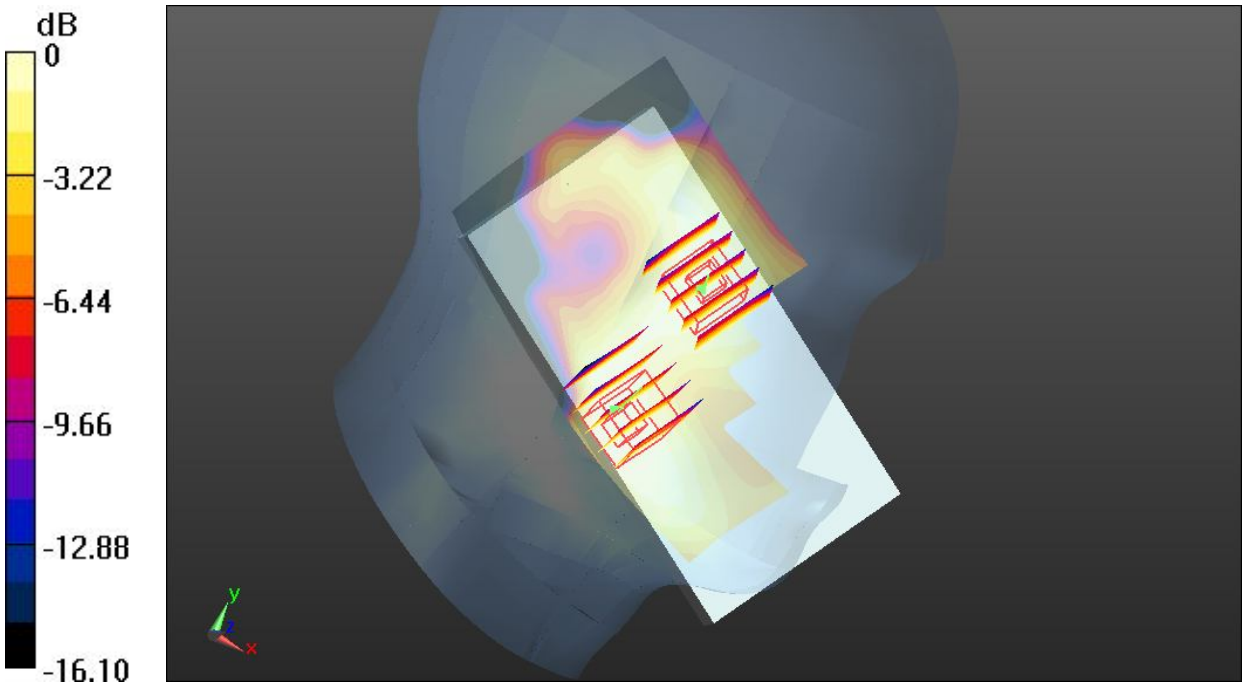

0 dB = 0.110 W/kg

Test Laboratory: Sporton International Inc. SAR/HAC Testing Lab Date: 06.02.2013

#09 WCDMA Band II_RMC 12.2K_Left Tilted_Ch9262_#1

DUT: MT1-U06

Communication System: UMTS; Frequency: 1852.4 MHz;Duty Cycle: 1:1
Medium: HSL_1900_130206 Medium parameters used: f = 1852.4 MHz; σ = 1.371 mho/m; ε_r = 40.687; ρ = 1000 kg/m^3
Ambient Temperature：23.5 ℃; Liquid Temperature：21.5 ℃

DASY5 Configuration:
- Probe: EX3DV4 - SN3819; ConvF(7.84, 7.84, 7.84); Calibrated: 26.11.2012;
- Sensor-Surface: 2mm (Mechanical Surface Detection)
- Electronics: DAE4 Sn1303; Calibrated: 22.11.2012
- Phantom: SAM1; Type: QD000P40CD; Serial: TP:1670
- Measurement SW: DASY52, Version 52.8 (2); SEMCAD X Version 14.6.6 (6824)

Ch9262/Area Scan (71x131x1): Interpolated grid: dx=15mm, dy=15mm
Maximum value of SAR (interpolated) = 0.161 W/kg

Ch9262/Zoom Scan (5x5x7)/Cube 1: Measurement grid: dx=8mm, dy=8mm, dz=5mm
Reference Value = 9.750 V/m; Power Drift = 0.13 dB
Peak SAR (extrapolated) = 0.149 mW/g
SAR(1 g) = 0.102 mW/g; SAR(10 g) = 0.065 mW/g
Maximum value of SAR (measured) = 0.123 W/kg

Ch9262/Zoom Scan (5x5x7)/Cube 0: Measurement grid: dx=8mm, dy=8mm, dz=5mm
Reference Value = 9.750 V/m; Power Drift = 0.13 dB
Peak SAR (extrapolated) = 0.165 mW/g
SAR(1 g) = 0.101 mW/g; SAR(10 g) = 0.060 mW/g
Maximum value of SAR (measured) = 0.133 W/kg



0 dB = 0.133 W/kg

Test Laboratory: Sporton International Inc. SAR/HAC Testing Lab Date: 07.03.2013

#187 WCDMA Band II_RMC 12.2K_Right Cheek_Ch9262_#3

DUT: MT1-U06

Communication System: UMTS; Frequency: 1852.4 MHz;Duty Cycle: 1:1
Medium: HSL_1900_130307 Medium parameters used: f = 1852.4 MHz; σ = 1.368 mho/m; ε_r = 41.253; ρ = 1000 kg/m^3
Ambient Temperature：23.4 ℃; Liquid Temperature：21.7 ℃

DASY5 Configuration:
- Probe: EX3DV4 - SN3819; ConvF(7.84, 7.84, 7.84); Calibrated: 26.11.2012;
- Sensor-Surface: 2mm (Mechanical Surface Detection)
- Electronics: DAE4 Sn1303; Calibrated: 22.11.2012
- Phantom: SAM2; Type: QD000P40CD; Serial: TP:1671
- Measurement SW: DASY52, Version 52.8 (2); SEMCAD X Version 14.6.6 (6824)

Ch9262/Area Scan (71x131x1): Interpolated grid: dx=15mm, dy=15mm
Maximum value of SAR (interpolated) = 0.204 W/kg

Ch9262/Zoom Scan (5x5x7)/Cube 0: Measurement grid: dx=8mm, dy=8mm, dz=5mm
Reference Value = 11.592 V/m; Power Drift = 0.02 dB
Peak SAR (extrapolated) = 0.214 mW/g
SAR(1 g) = 0.144 mW/g; SAR(10 g) = 0.091 mW/g
Maximum value of SAR (measured) = 0.180 W/kg



0 dB = 0.180 W/kg

Test Laboratory: Sporton International Inc. SAR/HAC Testing Lab Date: 05.03.2013

#103 WLAN 2.4GHz Band_802.11b_Right Cheek_Ch6_#1

DUT: MT1-U06

Communication System: WIFI; Frequency: 2437 MHz;Duty Cycle: 1:1.55
Medium: HSL_2450_130305 Medium parameters used: f = 2437 MHz; σ = 1.842 mho/m; ε_r = 37.736; ρ = 1000 kg/m^3
Ambient Temperature：23.7 ℃; Liquid Temperature：21.3 ℃

DASY5 Configuration:
- Probe: EX3DV4 - SN3819; ConvF(6.99, 6.99, 6.99); Calibrated: 26.11.2012;
- Sensor-Surface: 2mm (Mechanical Surface Detection)
- Electronics: DAE4 Sn1303; Calibrated: 22.11.2012
- Phantom: SAM1; Type: QD000P40CD; Serial: TP:1670
- Measurement SW: DASY52, Version 52.8 (2); SEMCAD X Version 14.6.6 (6824)

Ch6/Area Scan (91x161x1): Interpolated grid: dx=12mm, dy=12mm
Maximum value of SAR (interpolated) = 0.0482 W/kg

Ch6/Zoom Scan (7x7x7)/Cube 0: Measurement grid: dx=5mm, dy=5mm, dz=5mm
Reference Value = 3.329 V/m; Power Drift = 0.03 dB
Peak SAR (extrapolated) = 0.027 mW/g
SAR(1 g) = 0.016 mW/g; SAR(10 g) = 0.00869 mW/g
Maximum value of SAR (measured) = 0.0224 W/kg

Ch6/Zoom Scan (7x7x7)/Cube 1: Measurement grid: dx=5mm, dy=5mm, dz=5mm
Reference Value = 3.329 V/m; Power Drift = 0.03 dB
Peak SAR (extrapolated) = 0.026 mW/g
SAR(1 g) = 0.014 mW/g; SAR(10 g) = 0.00714 mW/g
Maximum value of SAR (measured) = 0.0206 W/kg



0 dB = 0.0206 W/kg

Test Laboratory: Sporton International Inc. SAR/HAC Testing Lab Date: 05.03.2013

#104 WLAN 2.4GHz Band_802.11b_Right Tilted_Ch6_#1

DUT: MT1-U06

Communication System: WIFI; Frequency: 2437 MHz;Duty Cycle: 1:1.55
Medium: HSL_2450_130305 Medium parameters used: f = 2437 MHz; σ = 1.842 mho/m; ε_r = 37.736; ρ = 1000 kg/m^3
Ambient Temperature：23.7 ℃; Liquid Temperature：21.3 ℃

DASY5 Configuration:
- Probe: EX3DV4 - SN3819; ConvF(6.99, 6.99, 6.99); Calibrated: 26.11.2012;
- Sensor-Surface: 2mm (Mechanical Surface Detection)
- Electronics: DAE4 Sn1303; Calibrated: 22.11.2012
- Phantom: SAM1; Type: QD000P40CD; Serial: TP:1670
- Measurement SW: DASY52, Version 52.8 (2); SEMCAD X Version 14.6.6 (6824)

Ch6/Area Scan (91x161x1): Interpolated grid: dx=12mm, dy=12mm
Maximum value of SAR (interpolated) = 0.0295 W/kg

Ch6/Zoom Scan (7x7x7)/Cube 1: Measurement grid: dx=5mm, dy=5mm, dz=5mm
Reference Value = 2.591 V/m; Power Drift = 0.06 dB
Peak SAR (extrapolated) = 0.036 mW/g
SAR(1 g) = 0.00643 mW/g; SAR(10 g) = 0.00343 mW/g
Maximum value of SAR (measured) = 0.0105 W/kg

Ch6/Zoom Scan (7x7x7)/Cube 0: Measurement grid: dx=5mm, dy=5mm, dz=5mm
Reference Value = 2.591 V/m; Power Drift = 0.06 dB
Peak SAR (extrapolated) = 0 mW/g
SAR(1 g) = n.a. ; SAR(10 g) = n.a.
Maximum value of SAR (measured) = 0.0180 W/kg

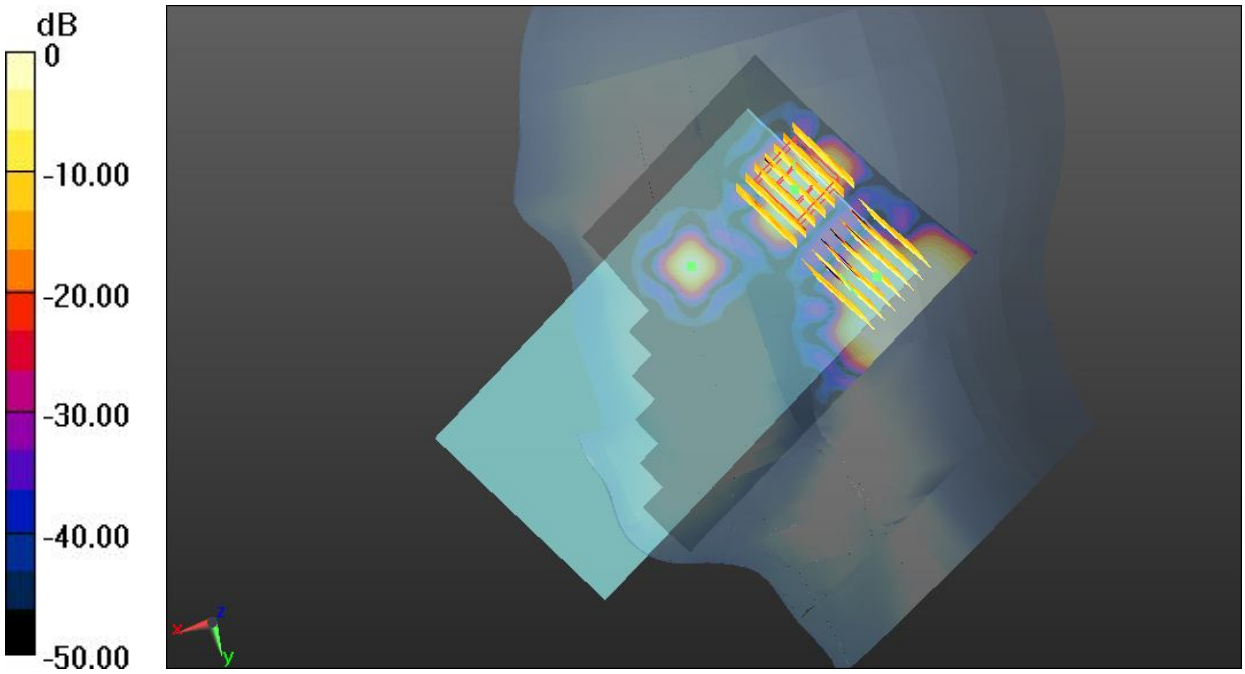

0 dB = 0.0180 W/kg

Test Laboratory: Sporton International Inc. SAR/HAC Testing Lab Date: 05.03.2013

#105 WLAN 2.4GHz Band_802.11b_Left Cheek_Ch6_#1

DUT: MT1-U06

Communication System: WIFI; Frequency: 2437 MHz;Duty Cycle: 1:1.55
Medium: HSL_2450_130305 Medium parameters used: f = 2437 MHz; σ = 1.842 mho/m; ε_r = 37.736; ρ = 1000 kg/m^3
Ambient Temperature：23.7 ℃; Liquid Temperature：21.3 ℃

DASY5 Configuration:
- Probe: EX3DV4 - SN3819; ConvF(6.99, 6.99, 6.99); Calibrated: 26.11.2012;
- Sensor-Surface: 2mm (Mechanical Surface Detection)
- Electronics: DAE4 Sn1303; Calibrated: 22.11.2012
- Phantom: SAM1; Type: QD000P40CD; Serial: TP:1670
- Measurement SW: DASY52, Version 52.8 (2); SEMCAD X Version 14.6.6 (6824)

Ch6/Area Scan (91x161x1): Interpolated grid: dx=12mm, dy=12mm
Maximum value of SAR (interpolated) = 0.0681 W/kg

Ch6/Zoom Scan (7x7x7)/Cube 0: Measurement grid: dx=5mm, dy=5mm, dz=5mm
Reference Value = 5.044 V/m; Power Drift = 0.08 dB
Peak SAR (extrapolated) = 0.072 mW/g
SAR(1 g) = 0.038 mW/g; SAR(10 g) = 0.019 mW/g
Maximum value of SAR (measured) = 0.0559 W/kg

Ch6/Zoom Scan (7x7x7)/Cube 1: Measurement grid: dx=5mm, dy=5mm, dz=5mm
Reference Value = 5.044 V/m; Power Drift = 0.08 dB
Peak SAR (extrapolated) = 0.069 mW/g
SAR(1 g) = 0.031 mW/g; SAR(10 g) = 0.014 mW/g
Maximum value of SAR (measured) = 0.0517 W/kg

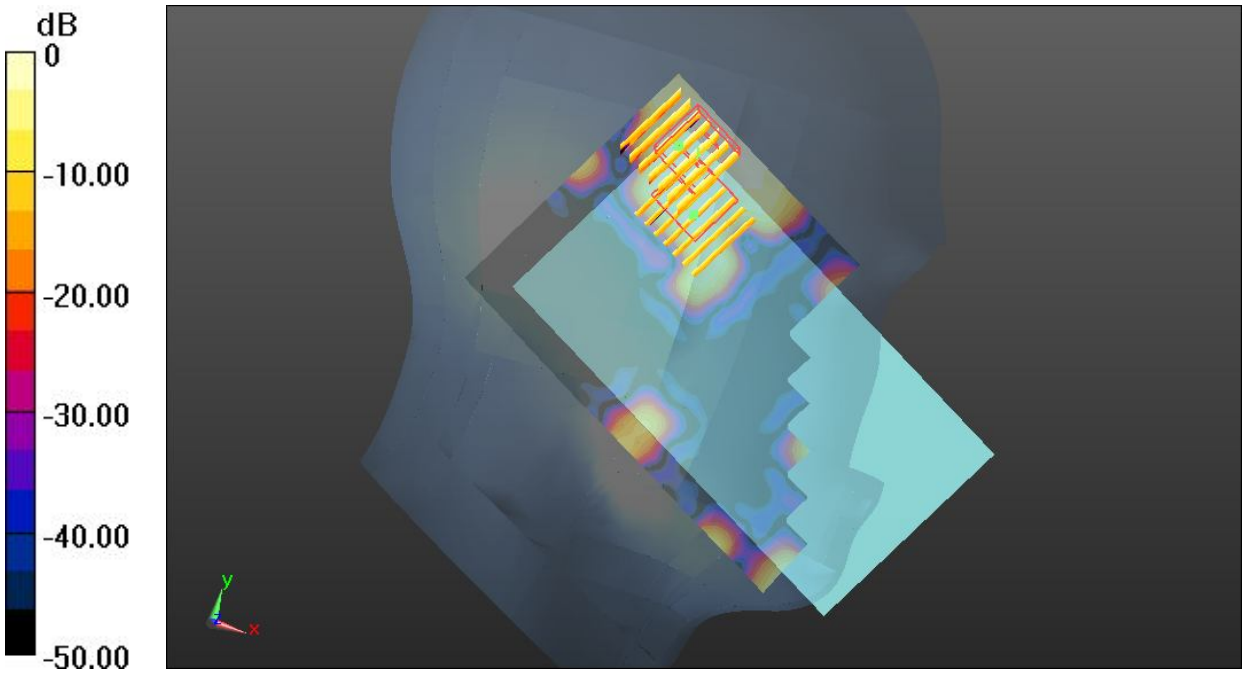

0 dB = 0.0517 W/kg

Test Laboratory: Sporton International Inc. SAR/HAC Testing Lab Date: 05.03.2013

#106 WLAN 2.4GHz Band_802.11b_Left Tilted_Ch6_#1

DUT: MT1-U06

Communication System: WIFI; Frequency: 2437 MHz;Duty Cycle: 1:1.55
Medium: HSL_2450_130305 Medium parameters used: f = 2437 MHz; σ = 1.842 mho/m; ε_r = 37.736; ρ = 1000 kg/m^3
Ambient Temperature：23.7 ℃; Liquid Temperature：21.3 ℃

DASY5 Configuration:
- Probe: EX3DV4 - SN3819; ConvF(6.99, 6.99, 6.99); Calibrated: 26.11.2012;
- Sensor-Surface: 2mm (Mechanical Surface Detection)
- Electronics: DAE4 Sn1303; Calibrated: 22.11.2012
- Phantom: SAM1; Type: QD000P40CD; Serial: TP:1670
- Measurement SW: DASY52, Version 52.8 (2); SEMCAD X Version 14.6.6 (6824)

Ch6/Area Scan (91x161x1): Interpolated grid: dx=12mm, dy=12mm
Maximum value of SAR (interpolated) = 0.0546 W/kg

Ch6/Zoom Scan (7x7x7)/Cube 0: Measurement grid: dx=5mm, dy=5mm, dz=5mm
Reference Value = 4.068 V/m; Power Drift = 0.07 dB
Peak SAR (extrapolated) = 0.049 mW/g
SAR(1 g) = 0.023 mW/g; SAR(10 g) = 0.012 mW/g
Maximum value of SAR (measured) = 0.0347 W/kg

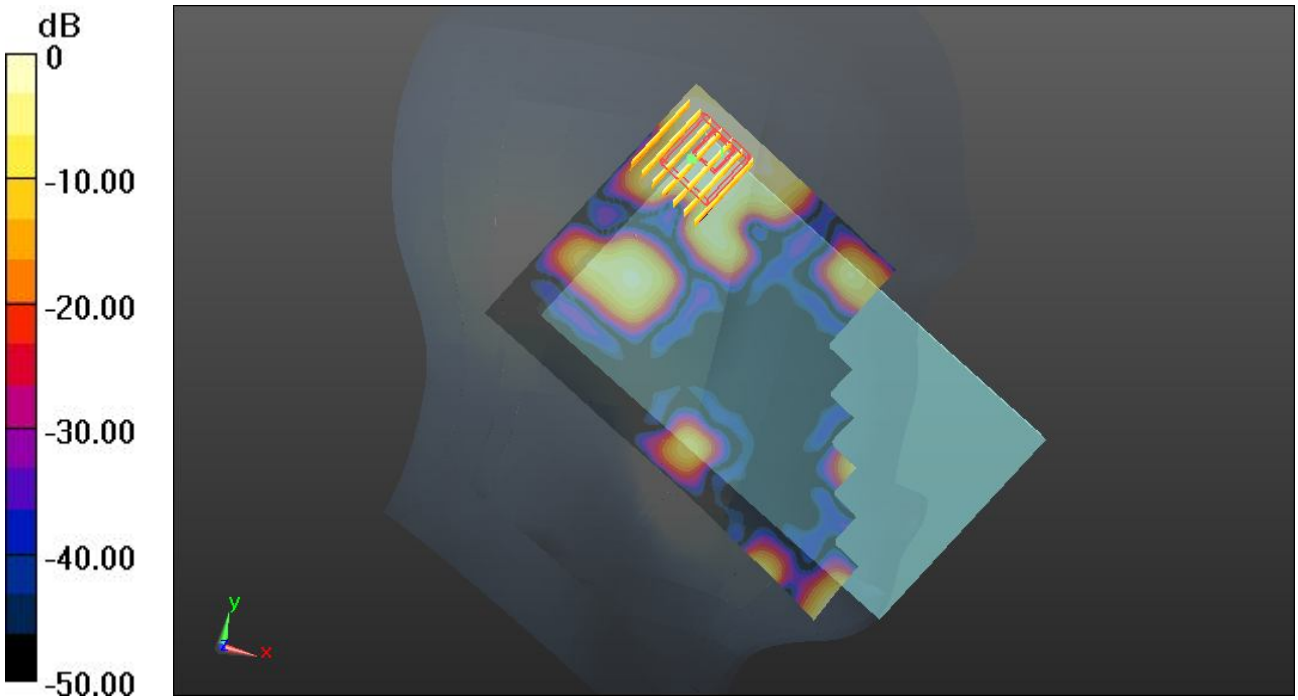

0 dB = 0.0347 W/kg

Test Laboratory: Sporton International Inc. SAR/HAC Testing Lab Date: 08.03.2013

#191 WLAN 2.4GHz Band_802.11b_Left Cheek_Ch6_#3

DUT: MT1-U06

Communication System: WIFI; Frequency: 2437 MHz;Duty Cycle: 1:1.55
Medium: HSL_2450_130308 Medium parameters used: f = 2437 MHz; σ = 1.795 mho/m; ε_r = 37.678; ρ = 1000 kg/m^3
Ambient Temperature：23.4 ℃; Liquid Temperature：21.4 ℃

DASY5 Configuration:
- Probe: EX3DV4 - SN3819; ConvF(6.99, 6.99, 6.99); Calibrated: 26.11.2012;
- Sensor-Surface: 2mm (Mechanical Surface Detection)
- Electronics: DAE4 Sn1303; Calibrated: 22.11.2012
- Phantom: SAM2; Type: QD000P40CD; Serial: TP:1671
- Measurement SW: DASY52, Version 52.8 (2); SEMCAD X Version 14.6.6 (6824)

Ch6/Area Scan (91x161x1): Interpolated grid: dx=12mm, dy=12mm
Maximum value of SAR (interpolated) = 0.121 W/kg

Ch6/Zoom Scan (7x7x7)/Cube 0: Measurement grid: dx=5mm, dy=5mm, dz=5mm
Reference Value = 3.461 V/m; Power Drift = 0.14 dB
Peak SAR (extrapolated) = 0.067 mW/g
SAR(1 g) = 0.022 mW/g; SAR(10 g) = 0.00698 mW/g
Maximum value of SAR (measured) = 0.0667 W/kg

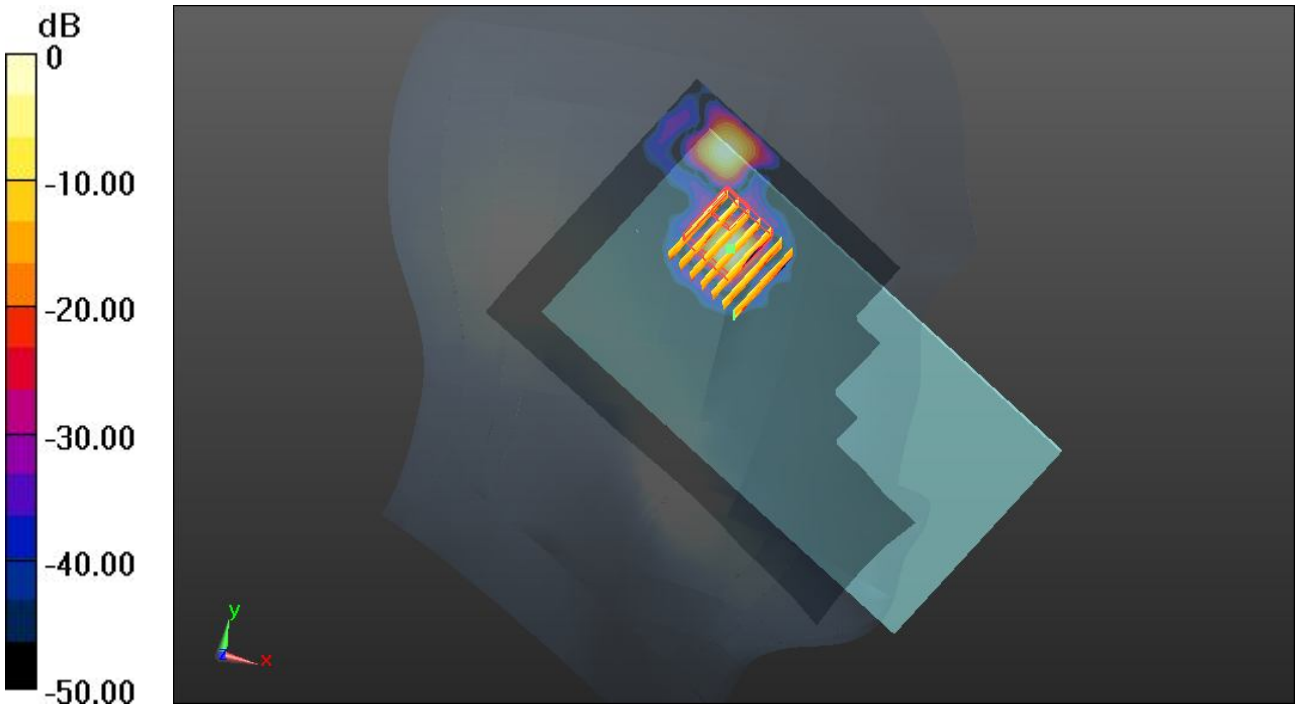

0 dB = 0.0667 W/kg

Test Laboratory: Sporton International Inc. SAR/HAC Testing Lab Date: 07.03.2013

#132_WLAN 5.2GHz Band_802.11a_Right Cheek_Ch36_#1

DUT: MT1-U06

Communication System: WIFI; Frequency: 5180 MHz;Duty Cycle: 1:1.36
Medium: HSL_5G_130307 Medium parameters used: f = 5180 MHz; σ = 4.784 mho/m; ε_r = 35.526; ρ = 1000 kg/m^3
Ambient Temperature：23.5 ℃; Liquid Temperature：21.6 ℃

DASY5 Configuration:
- Probe: EX3DV4 - SN3819; ConvF(5.11, 5.11, 5.11); Calibrated: 26.11.2012;
- Sensor-Surface: 1.4mm (Mechanical Surface Detection)
- Electronics: DAE4 Sn1303; Calibrated: 22.11.2012
- Phantom: SAM1; Type: QD000P40CD; Serial: TP:1670
- Measurement SW: DASY52, Version 52.8 (2); SEMCAD X Version 14.6.6 (6824)

Ch36/Area Scan (121x181x1): Interpolated grid: dx=10mm, dy=10mm
Maximum value of SAR (interpolated) = 0.142 W/kg

Ch36/Zoom Scan (7x7x7)/Cube 0: Measurement grid: dx=4mm, dy=4mm, dz=1.4mm
Reference Value = 3.143 V/m; Power Drift = -0.07 dB
Peak SAR (extrapolated) = 0.448 mW/g
SAR(1 g) = 0.032 mW/g; SAR(10 g) = 0.00757 mW/g
Maximum value of SAR (measured) = 0.191 W/kg



0 dB = 0.191 W/kg

Test Laboratory: Sporton International Inc. SAR/HAC Testing Lab Date: 07.03.2013

#133_WLAN 5.2GHz Band_802.11a_Right Tilted_Ch36_#1

DUT: MT1-U06

Communication System: WIFI; Frequency: 5180 MHz;Duty Cycle: 1:1.36
Medium: HSL_5G_130307 Medium parameters used: f = 5180 MHz; σ = 4.784 mho/m; ε_r = 35.526; ρ = 1000 kg/m^3
Ambient Temperature：23.5 ℃; Liquid Temperature：21.6 ℃

DASY5 Configuration:
- Probe: EX3DV4 - SN3819; ConvF(5.11, 5.11, 5.11); Calibrated: 26.11.2012;
- Sensor-Surface: 1.4mm (Mechanical Surface Detection)
- Electronics: DAE4 Sn1303; Calibrated: 22.11.2012
- Phantom: SAM1; Type: QD000P40CD; Serial: TP:1670
- Measurement SW: DASY52, Version 52.8 (2); SEMCAD X Version 14.6.6 (6824)

Ch36/Area Scan (121x201x1): Interpolated grid: dx=10mm, dy=10mm
Maximum value of SAR (interpolated) = 0.0302 W/kg

Ch36/Zoom Scan (7x7x7)/Cube 0: Measurement grid: dx=4mm, dy=4mm, dz=1.4mm
Reference Value = 1.585 V/m; Power Drift = -0.12 dB
Peak SAR (extrapolated) = 0.190 mW/g
SAR(1 g) = 0.00905 mW/g; SAR(10 g) = 0.00286 mW/g
Maximum value of SAR (measured) = 0.0239 W/kg

Ch36/Zoom Scan (7x7x7)/Cube 1: Measurement grid: dx=4mm, dy=4mm, dz=1.4mm
Reference Value = 1.585 V/m; Power Drift = -0.12 dB
Peak SAR (extrapolated) = 0.232 mW/g
SAR(1 g) = 0.00591 mW/g; SAR(10 g) = 0.00141 mW/g
Maximum value of SAR (measured) = 0.0171 W/kg

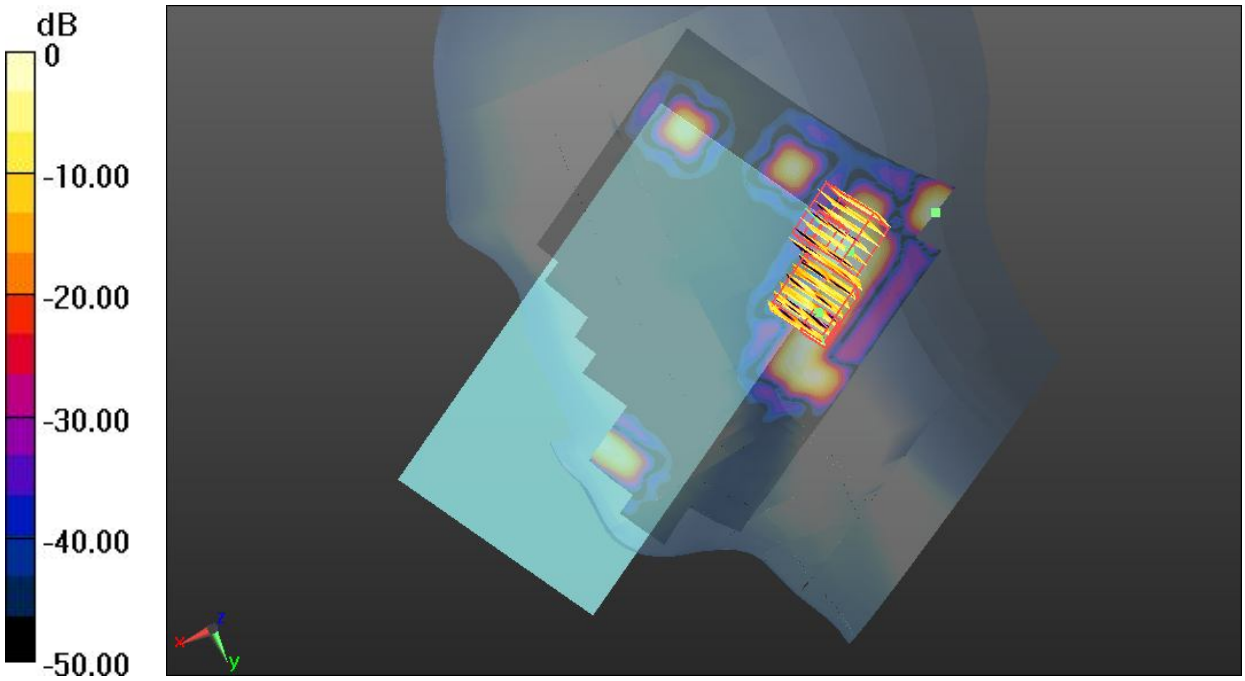

0 dB = 0.0171 W/kg

Test Laboratory: Sporton International Inc. SAR/HAC Testing Lab Date: 07.03.2013

#134_WLAN 5.2GHz Band_802.11a_Left Cheek_Ch36_#1

DUT: MT1-U06

Communication System: WIFI; Frequency: 5180 MHz;Duty Cycle: 1:1.36
Medium: HSL_5G_130307 Medium parameters used: f = 5180 MHz; σ = 4.784 mho/m; ε_r = 35.526; ρ = 1000 kg/m^3
Ambient Temperature：23.5 ℃; Liquid Temperature：21.6 ℃

DASY5 Configuration:
- Probe: EX3DV4 - SN3819; ConvF(5.11, 5.11, 5.11); Calibrated: 26.11.2012;
- Sensor-Surface: 1.4mm (Mechanical Surface Detection)
- Electronics: DAE4 Sn1303; Calibrated: 22.11.2012
- Phantom: SAM1; Type: QD000P40CD; Serial: TP:1670
- Measurement SW: DASY52, Version 52.8 (2); SEMCAD X Version 14.6.6 (6824)

Ch36/Area Scan (121x181x1): Interpolated grid: dx=10mm, dy=10mm
Maximum value of SAR (interpolated) = 0.0742 W/kg

Ch36/Zoom Scan (7x7x7)/Cube 0: Measurement grid: dx=4mm, dy=4mm, dz=1.4mm
Reference Value = 3.575 V/m; Power Drift = -0.02 dB
Peak SAR (extrapolated) = 0.406 mW/g
SAR(1 g) = 0.034 mW/g; SAR(10 g) = 0.013 mW/g
Maximum value of SAR (measured) = 0.0828 W/kg

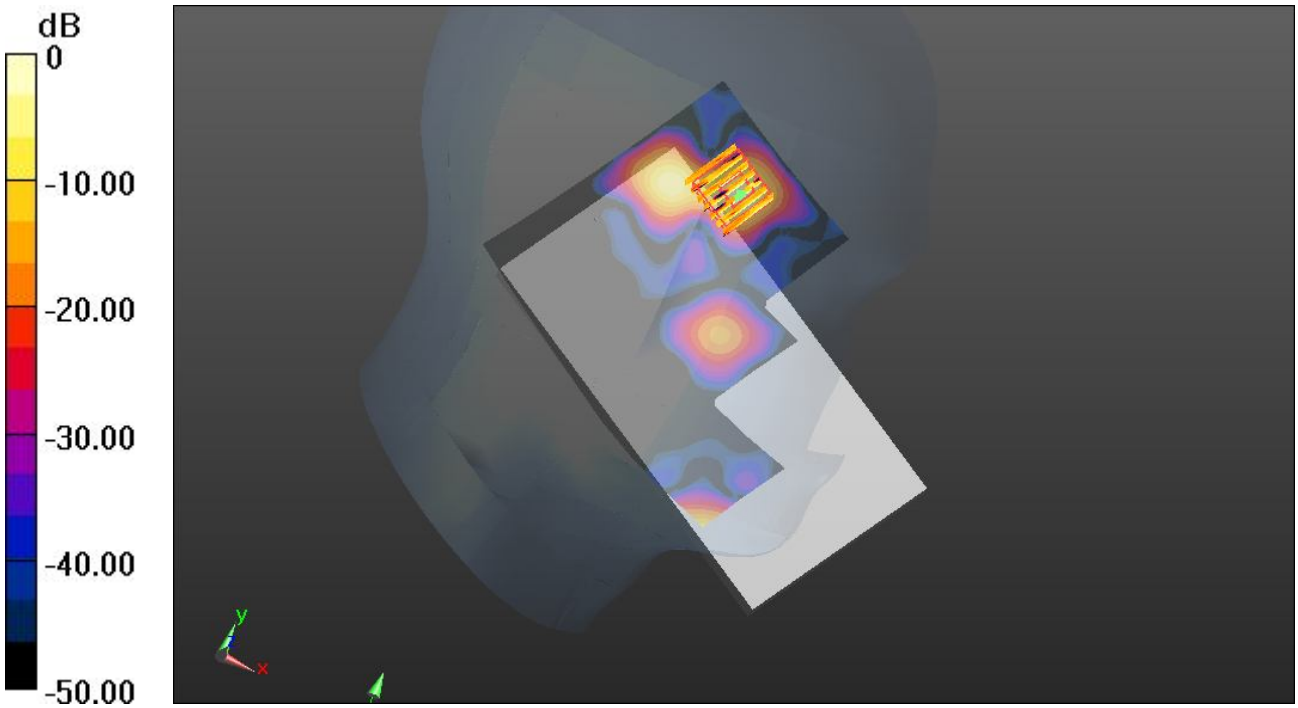

0 dB = 0.0828 W/kg

Test Laboratory: Sporton International Inc. SAR/HAC Testing Lab Date: 07.03.2013

#135_WLAN 5.2GHz Band_802.11a_Left Tilted_Ch36_#1

DUT: MT1-U06

Communication System: WIFI; Frequency: 5180 MHz;Duty Cycle: 1:1.36
Medium: HSL_5G_130307 Medium parameters used: f = 5180 MHz; σ = 4.784 mho/m; ε_r = 35.526; ρ = 1000 kg/m^3
Ambient Temperature：23.5 ℃; Liquid Temperature：21.6 ℃

DASY5 Configuration:
- Probe: EX3DV4 - SN3819; ConvF(5.11, 5.11, 5.11); Calibrated: 26.11.2012;
- Sensor-Surface: 1.4mm (Mechanical Surface Detection)
- Electronics: DAE4 Sn1303; Calibrated: 22.11.2012
- Phantom: SAM1; Type: QD000P40CD; Serial: TP:1670
- Measurement SW: DASY52, Version 52.8 (2); SEMCAD X Version 14.6.6 (6824)

Ch36/Area Scan (111x181x1): Interpolated grid: dx=10mm, dy=10mm
Maximum value of SAR (interpolated) = 0.0799 W/kg

Ch36/Zoom Scan (7x7x7)/Cube 0: Measurement grid: dx=4mm, dy=4mm, dz=1.4mm
Reference Value = 2.884 V/m; Power Drift = -0.08 dB
Peak SAR (extrapolated) = 0.169 mW/g
SAR(1 g) = 0.033 mW/g; SAR(10 g) = 0.011 mW/g
Maximum value of SAR (measured) = 0.0666 W/kg

Ch36/Zoom Scan (7x7x7)/Cube 1: Measurement grid: dx=4mm, dy=4mm, dz=1.4mm
Reference Value = 2.884 V/m; Power Drift = -0.08 dB
Peak SAR (extrapolated) = 0.205 mW/g
SAR(1 g) = 0.033 mW/g; SAR(10 g) = 0.011 mW/g
Maximum value of SAR (measured) = 0.0710 W/kg



0 dB = 0.0710 W/kg

Test Laboratory: Sporton International Inc. SAR/HAC Testing Lab Date: 08.03.2013

#193_WLAN 5.2GHz Band_802.11a_Left Cheek_Ch36_#3

DUT: MT1-U06

Communication System: WIFI; Frequency: 5180 MHz;Duty Cycle: 1:1.36
Medium: HSL_5G_130308 Medium parameters used: f = 5180 MHz; σ = 4.768 mho/m; ε_r = 35.46; ρ = 1000 kg/m^3
Ambient Temperature：23.7 ℃; Liquid Temperature：21.7 ℃

DASY5 Configuration:
- Probe: EX3DV4 - SN3819; ConvF(5.11, 5.11, 5.11); Calibrated: 26.11.2012;
- Sensor-Surface: 1.4mm (Mechanical Surface Detection)
- Electronics: DAE4 Sn1303; Calibrated: 22.11.2012
- Phantom: SAM1; Type: QD000P40CD; Serial: TP:1670
- Measurement SW: DASY52, Version 52.8 (2); SEMCAD X Version 14.6.6 (6824)

Ch36/Area Scan (121x181x1): Interpolated grid: dx=10mm, dy=10mm
Maximum value of SAR (interpolated) = 0.0728 W/kg

Ch36/Zoom Scan (7x7x7)/Cube 0: Measurement grid: dx=4mm, dy=4mm, dz=1.4mm
Reference Value = 0.634 V/m; Power Drift = 0.05 dB
Peak SAR (extrapolated) = 0.136 mW/g
SAR(1 g) = 0.033 mW/g; SAR(10 g) = 0.00948 mW/g
Maximum value of SAR (measured) = 0.0659 W/kg

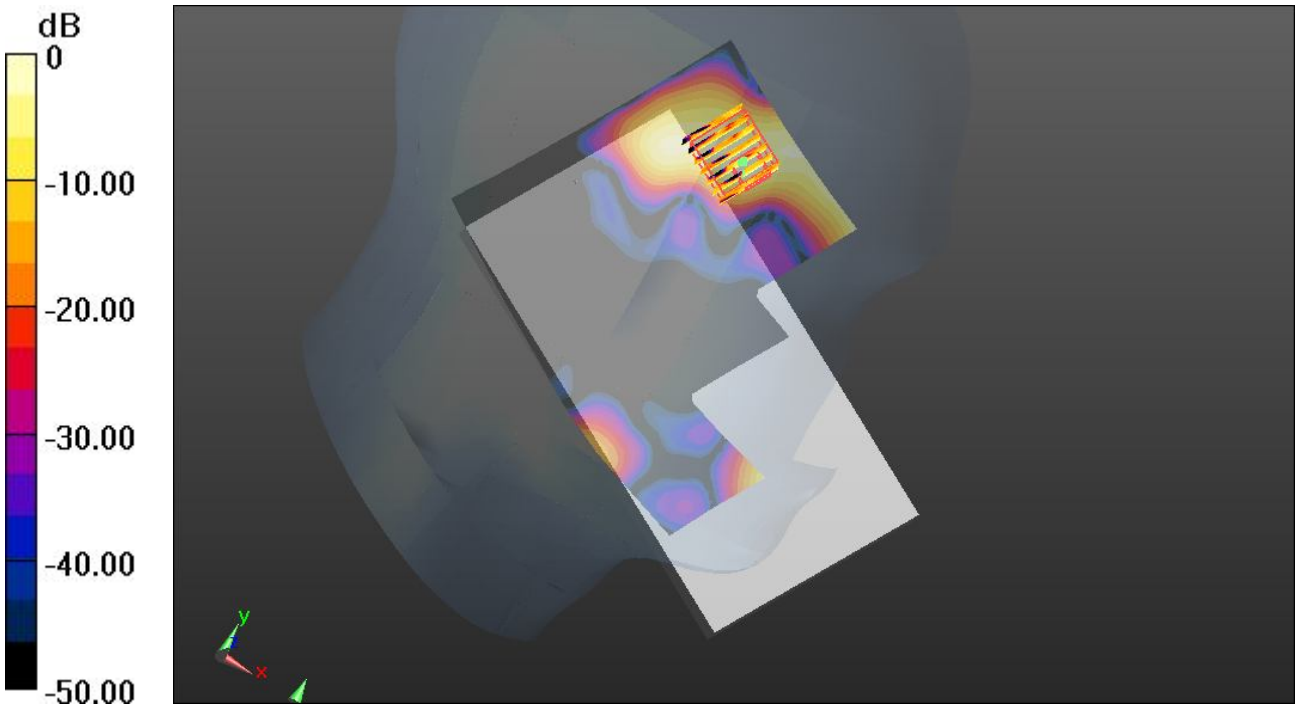

0 dB = 0.0659 W/kg

Test Laboratory: Sporton International Inc. SAR/HAC Testing Lab Date: 07.03.2013

#137_WLAN 5.3GHz Band_802.11a_Right Cheek_Ch60_#1

DUT: MT1-U06

Communication System: WIFI; Frequency: 5300 MHz;Duty Cycle: 1:1.36
Medium: HSL_5G_130307 Medium parameters used: f = 5300 MHz; σ = 4.911 mho/m; ε_r = 35.352; ρ = 1000 kg/m^3
Ambient Temperature：23.5 ℃; Liquid Temperature：21.6 ℃

DASY5 Configuration:
- Probe: EX3DV4 - SN3819; ConvF(4.85, 4.85, 4.85); Calibrated: 26.11.2012;
- Sensor-Surface: 1.4mm (Mechanical Surface Detection)
- Electronics: DAE4 Sn1303; Calibrated: 22.11.2012
- Phantom: SAM1; Type: QD000P40CD; Serial: TP:1670
- Measurement SW: DASY52, Version 52.8 (2); SEMCAD X Version 14.6.6 (6824)

Ch60/Area Scan (121x181x1): Interpolated grid: dx=10mm, dy=10mm
Maximum value of SAR (interpolated) = 0.104 W/kg

Ch60/Zoom Scan (7x7x7)/Cube 0: Measurement grid: dx=4mm, dy=4mm, dz=1.4mm
Reference Value = 3.018 V/m; Power Drift = -0.03 dB
Peak SAR (extrapolated) = 0.225 mW/g
SAR(1 g) = 0.020 mW/g; SAR(10 g) = 0.0074 mW/g
Maximum value of SAR (measured) = 0.0392 W/kg



0 dB = 0.0392 W/kg

Test Laboratory: Sporton International Inc. SAR/HAC Testing Lab Date: 07.03.2013

#138_WLAN 5.3GHz Band_802.11a_Right Tilted_Ch60_#1

DUT: MT1-U06

Communication System: WIFI; Frequency: 5300 MHz;Duty Cycle: 1:1.36
Medium: HSL_5G_130307 Medium parameters used: f = 5300 MHz; σ = 4.911 mho/m; ε_r = 35.352; ρ = 1000 kg/m^3
Ambient Temperature：23.5 ℃; Liquid Temperature：21.6 ℃

DASY5 Configuration:
- Probe: EX3DV4 - SN3819; ConvF(4.85, 4.85, 4.85); Calibrated: 26.11.2012;
- Sensor-Surface: 1.4mm (Mechanical Surface Detection)
- Electronics: DAE4 Sn1303; Calibrated: 22.11.2012
- Phantom: SAM1; Type: QD000P40CD; Serial: TP:1670
- Measurement SW: DASY52, Version 52.8 (2); SEMCAD X Version 14.6.6 (6824)

Ch60/Area Scan (121x201x1): Interpolated grid: dx=10mm, dy=10mm
Maximum value of SAR (interpolated) = 0.0565 W/kg

Ch60/Zoom Scan (7x7x7)/Cube 0: Measurement grid: dx=4mm, dy=4mm, dz=1.4mm
Reference Value = 1.909 V/m; Power Drift = -0.06 dB
Peak SAR (extrapolated) = 0.137 mW/g
SAR(1 g) = 0.011 mW/g; SAR(10 g) = 0.00278 mW/g
Maximum value of SAR (measured) = 0.0259 W/kg

Ch60/Zoom Scan (7x7x7)/Cube 1: Measurement grid: dx=4mm, dy=4mm, dz=1.4mm
Reference Value = 1.909 V/m; Power Drift = -0.06 dB
Peak SAR (extrapolated) = 0.105 mW/g
SAR(1 g) = 0.00881 mW/g; SAR(10 g) = 0.00334 mW/g
Maximum value of SAR (measured) = 0.0248 W/kg

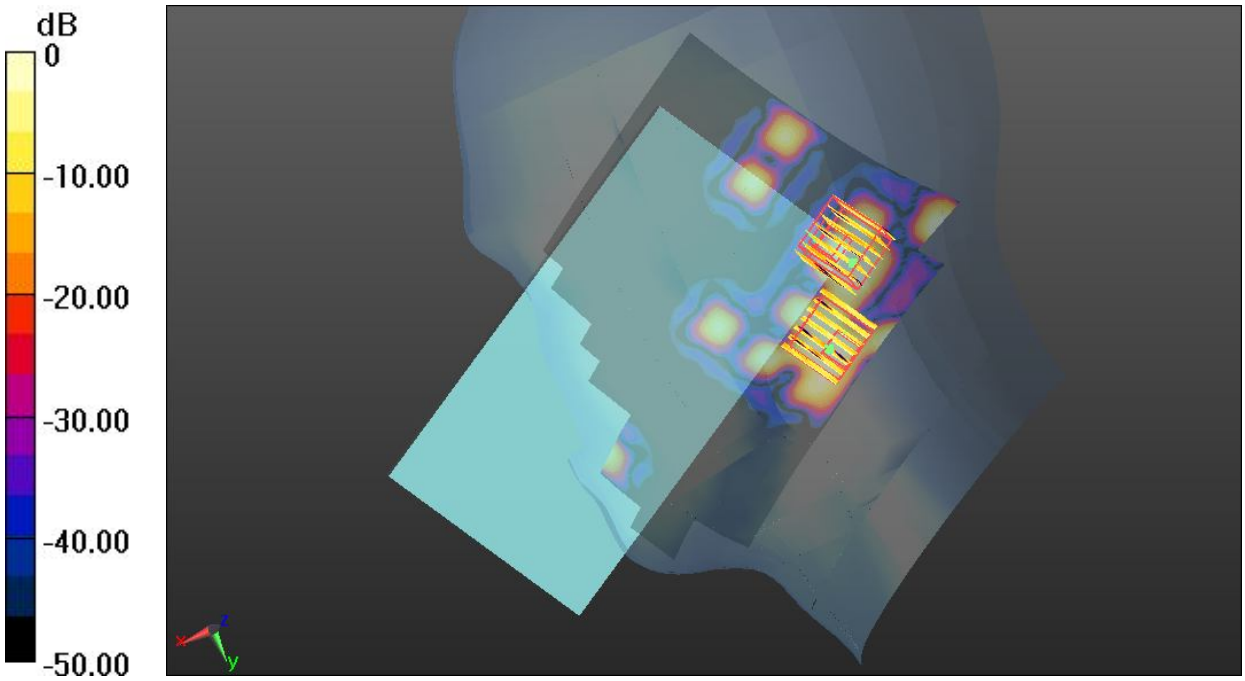

0 dB = 0.0248 W/kg

Test Laboratory: Sporton International Inc. SAR/HAC Testing Lab Date: 07.03.2013

#139_WLAN 5.3GHz Band_802.11a_Left Cheek_Ch60_#1

DUT: MT1-U06

Communication System: WIFI; Frequency: 5300 MHz;Duty Cycle: 1:1.36
Medium: HSL_5G_130307 Medium parameters used: f = 5300 MHz; σ = 4.911 mho/m; ε_r = 35.352; ρ = 1000 kg/m^3
Ambient Temperature：23.5 ℃; Liquid Temperature：21.6 ℃

DASY5 Configuration:
- Probe: EX3DV4 - SN3819; ConvF(4.85, 4.85, 4.85); Calibrated: 26.11.2012;
- Sensor-Surface: 1.4mm (Mechanical Surface Detection)
- Electronics: DAE4 Sn1303; Calibrated: 22.11.2012
- Phantom: SAM1; Type: QD000P40CD; Serial: TP:1670
- Measurement SW: DASY52, Version 52.8 (2); SEMCAD X Version 14.6.6 (6824)

Ch60/Area Scan (111x181x1): Interpolated grid: dx=10mm, dy=10mm
Maximum value of SAR (interpolated) = 0.133 W/kg

Ch60/Zoom Scan (7x7x7)/Cube 0: Measurement grid: dx=4mm, dy=4mm, dz=1.4mm
Reference Value = 4.557 V/m; Power Drift = -0.07 dB
Peak SAR (extrapolated) = 0.212 mW/g
SAR(1 g) = 0.056 mW/g; SAR(10 g) = 0.019 mW/g
Maximum value of SAR (measured) = 0.108 W/kg



0 dB = 0.108 W/kg

Test Laboratory: Sporton International Inc. SAR/HAC Testing Lab Date: 07.03.2013

#140_WLAN 5.3GHz Band_802.11a_Left Tilted_Ch60_#1

DUT: MT1-U06

Communication System: WIFI; Frequency: 5300 MHz;Duty Cycle: 1:1.36
Medium: HSL_5G_130307 Medium parameters used: f = 5300 MHz; σ = 4.911 mho/m; ε_r = 35.352; ρ = 1000 kg/m^3
Ambient Temperature：23.5 ℃; Liquid Temperature：21.6 ℃

DASY5 Configuration:
- Probe: EX3DV4 - SN3819; ConvF(4.85, 4.85, 4.85); Calibrated: 26.11.2012;
- Sensor-Surface: 1.4mm (Mechanical Surface Detection)
- Electronics: DAE4 Sn1303; Calibrated: 22.11.2012
- Phantom: SAM1; Type: QD000P40CD; Serial: TP:1670
- Measurement SW: DASY52, Version 52.8 (2); SEMCAD X Version 14.6.6 (6824)

Ch60/Area Scan (121x181x1): Interpolated grid: dx=10mm, dy=10mm
Maximum value of SAR (interpolated) = 0.0898 W/kg

Ch60/Zoom Scan (7x7x7)/Cube 0: Measurement grid: dx=4mm, dy=4mm, dz=1.4mm
Reference Value = 0 V/m; Power Drift = 0.01 dB
Peak SAR (extrapolated) = 0.112 mW/g
SAR(1 g) = 0.020 mW/g; SAR(10 g) = 0.00587 mW/g
Maximum value of SAR (measured) = 0.0450 W/kg

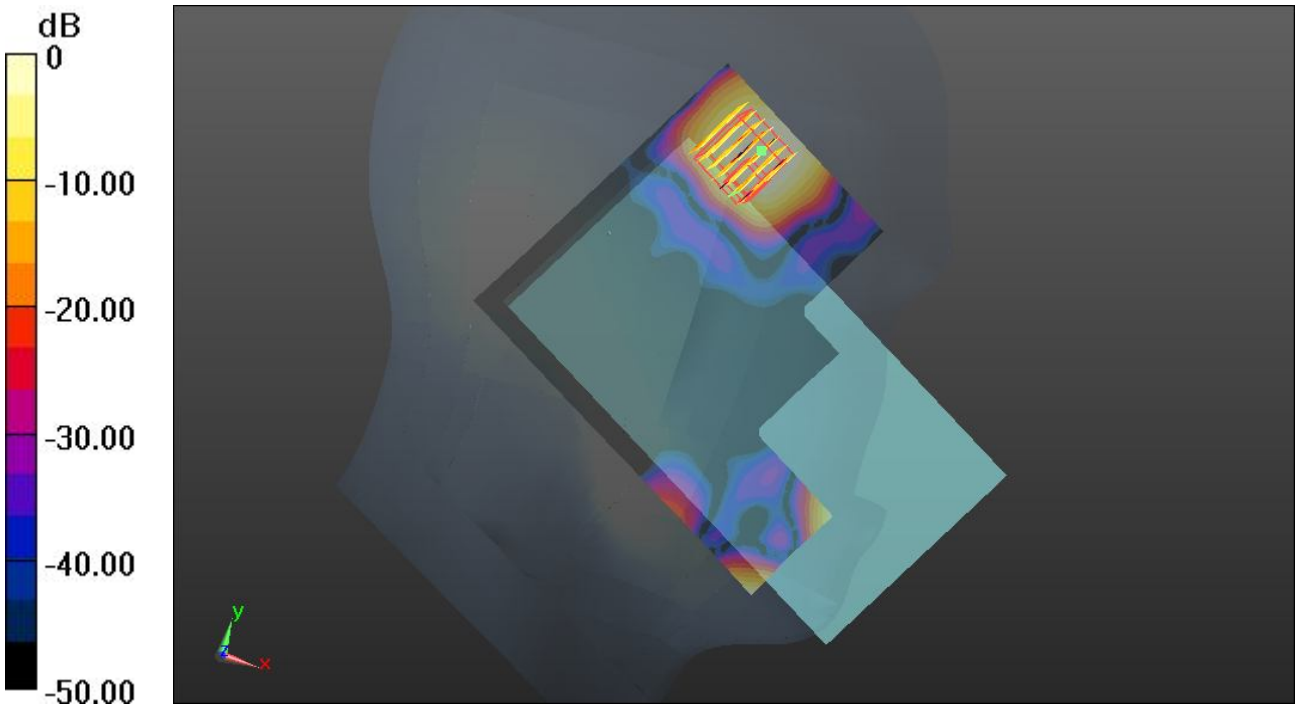

0 dB = 0.0450 W/kg

Test Laboratory: Sporton International Inc. SAR/HAC Testing Lab Date: 08.03.2013

#195_WLAN 5.3GHz Band_802.11a_Left Cheek_Ch60_#3

DUT: MT1-U06

Communication System: WIFI; Frequency: 5300 MHz;Duty Cycle: 1:1
Medium: HSL_5G_130308 Medium parameters used: f = 5300 MHz; σ = 4.894 mho/m; ε_r = 35.28; ρ = 1000 kg/m^3
Ambient Temperature：23.7 ℃; Liquid Temperature：21.7 ℃

DASY5 Configuration:
- Probe: EX3DV4 - SN3819; ConvF(4.85, 4.85, 4.85); Calibrated: 26.11.2012;
- Sensor-Surface: 1.4mm (Mechanical Surface Detection)
- Electronics: DAE4 Sn1303; Calibrated: 22.11.2012
- Phantom: SAM1; Type: QD000P40CD; Serial: TP:1670
- Measurement SW: DASY52, Version 52.8 (2); SEMCAD X Version 14.6.6 (6824)

Ch60/Area Scan (121x181x1): Interpolated grid: dx=10mm, dy=10mm
Maximum value of SAR (interpolated) = 0.0731 W/kg

Ch60/Zoom Scan (7x7x7)/Cube 0: Measurement grid: dx=4mm, dy=4mm, dz=1.4mm
Reference Value = 3.394 V/m; Power Drift = 0.02 dB
Peak SAR (extrapolated) = 0.338 mW/g
SAR(1 g) = 0.032 mW/g; SAR(10 g) = 0.011 mW/g
Maximum value of SAR (measured) = 0.0756 W/kg

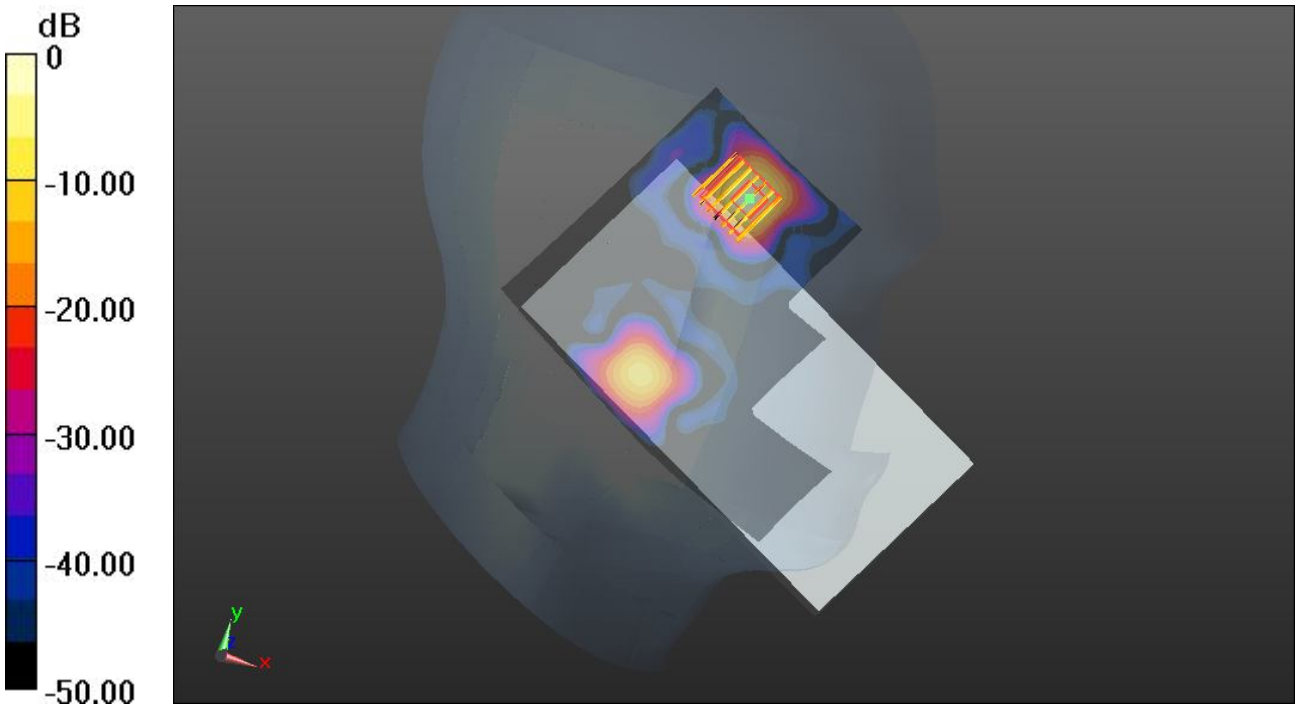

0 dB = 0.0756 W/kg

Test Laboratory: Sporton International Inc. SAR/HAC Testing Lab Date: 07.03.2013

#142_WLAN 5.5GHz Band_802.11a_Right Cheek_Ch136_#1

DUT: MT1-U06

Communication System: WIFI; Frequency: 5680 MHz;Duty Cycle: 1:1.36
Medium: HSL_5G_130307 Medium parameters used: f = 5680 MHz; σ = 5.3 mho/m; ε_r = 34.593; ρ = 1000 kg/m^3
Ambient Temperature：23.5 ℃; Liquid Temperature：21.6 ℃

DASY5 Configuration:
- Probe: EX3DV4 - SN3819; ConvF(4.34, 4.34, 4.34); Calibrated: 26.11.2012;
- Sensor-Surface: 1.4mm (Mechanical Surface Detection)
- Electronics: DAE4 Sn1303; Calibrated: 22.11.2012
- Phantom: SAM1; Type: QD000P40CD; Serial: TP:1670
- Measurement SW: DASY52, Version 52.8 (2); SEMCAD X Version 14.6.6 (6824)

Ch136/Area Scan (121x181x1): Interpolated grid: dx=10mm, dy=10mm
Maximum value of SAR (interpolated) = 0.0489 W/kg

Ch136/Zoom Scan (7x7x7)/Cube 0: Measurement grid: dx=4mm, dy=4mm, dz=1.4mm
Reference Value = 1.291 V/m; Power Drift = -0.02 dB
Peak SAR (extrapolated) = 0.425 mW/g
SAR(1 g) = 0.027 mW/g; SAR(10 g) = 0.00919 mW/g
Maximum value of SAR (measured) = 0.0578 W/kg

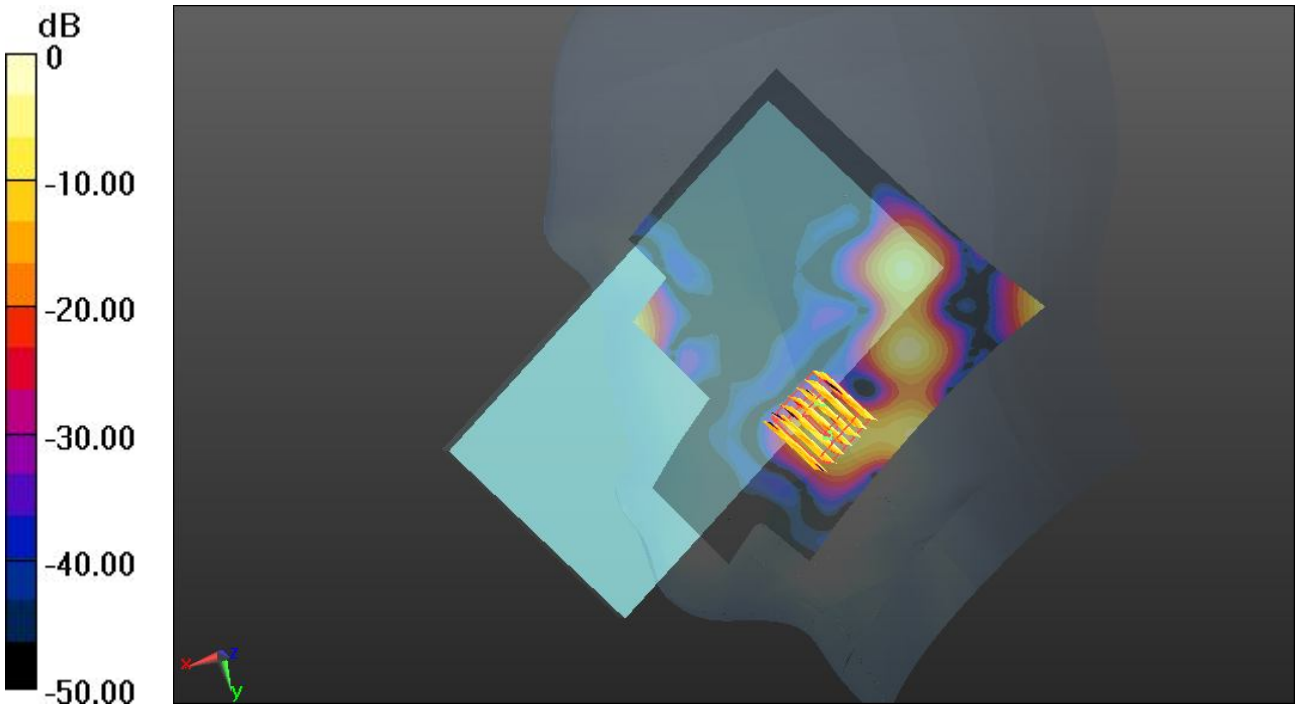

0 dB = 0.0578 W/kg

Test Laboratory: Sporton International Inc. SAR/HAC Testing Lab Date: 07.03.2013

#143_WLAN 5.5GHz Band_802.11a_Right Tilted_Ch136_#1

DUT: MT1-U06

Communication System: WIFI; Frequency: 5680 MHz;Duty Cycle: 1:1.36
Medium: HSL_5G_130307 Medium parameters used: f = 5680 MHz; σ = 5.3 mho/m; ε_r = 34.593; ρ = 1000 kg/m^3
Ambient Temperature：23.5 ℃; Liquid Temperature：21.6 ℃

DASY5 Configuration:
- Probe: EX3DV4 - SN3819; ConvF(4.34, 4.34, 4.34); Calibrated: 26.11.2012;
- Sensor-Surface: 1.4mm (Mechanical Surface Detection)
- Electronics: DAE4 Sn1303; Calibrated: 22.11.2012
- Phantom: SAM1; Type: QD000P40CD; Serial: TP:1670
- Measurement SW: DASY52, Version 52.8 (2); SEMCAD X Version 14.6.6 (6824)

Ch136/Area Scan (121x181x1): Interpolated grid: dx=10mm, dy=10mm
Maximum value of SAR (interpolated) = 0.0736 W/kg

Ch136/Zoom Scan (7x7x7)/Cube 0: Measurement grid: dx=4mm, dy=4mm, dz=1.4mm
Reference Value = 1.815 V/m; Power Drift = 0.05 dB
Peak SAR (extrapolated) = 0.137 mW/g
SAR(1 g) = 0.011 mW/g; SAR(10 g) = 0.00348 mW/g
Maximum value of SAR (measured) = 0.0433 W/kg

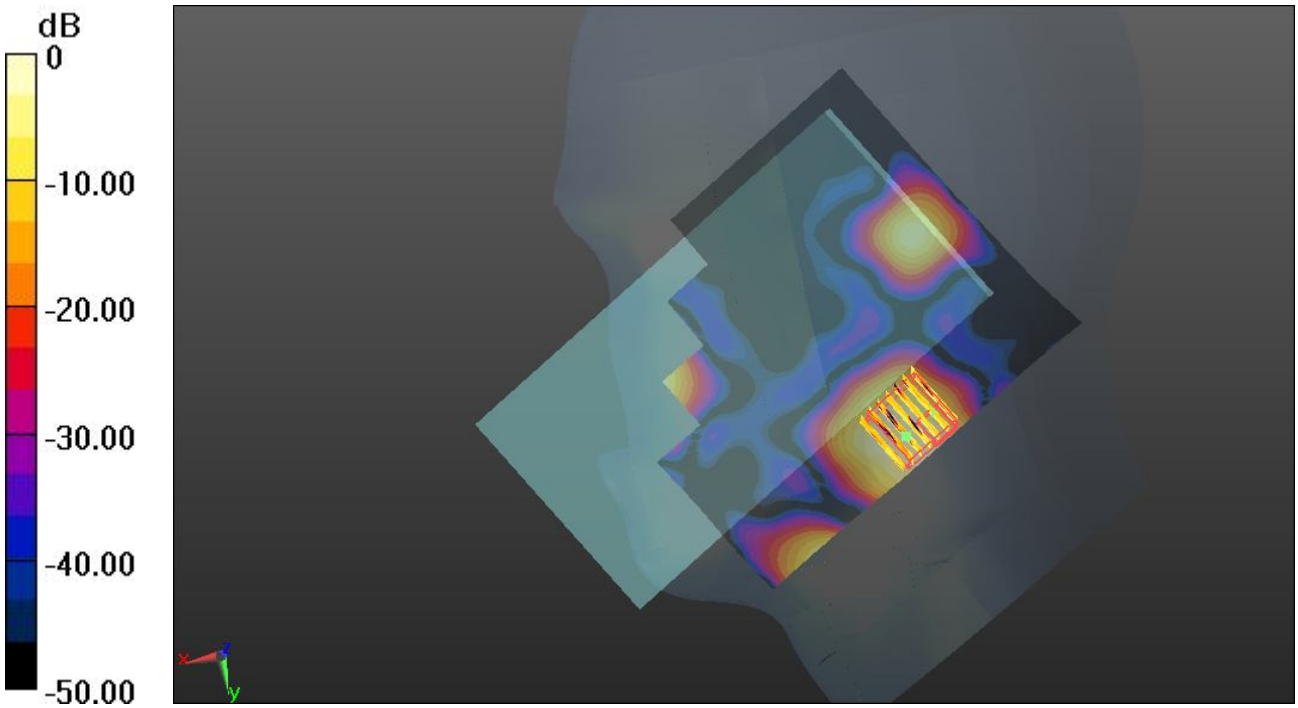

0 dB = 0.0433 W/kg

Test Laboratory: Sporton International Inc. SAR/HAC Testing Lab Date: 07.03.2013

#144_WLAN 5.5GHz Band_802.11a_Left Cheek_Ch136_#1

DUT: MT1-U06

Communication System: WIFI; Frequency: 5680 MHz;Duty Cycle: 1:1.36
Medium: HSL_5G_130307 Medium parameters used: f = 5680 MHz; σ = 5.3 mho/m; ε_r = 34.593; ρ = 1000 kg/m^3
Ambient Temperature：23.5 ℃; Liquid Temperature：21.6 ℃

DASY5 Configuration:
- Probe: EX3DV4 - SN3819; ConvF(4.34, 4.34, 4.34); Calibrated: 26.11.2012;
- Sensor-Surface: 1.4mm (Mechanical Surface Detection)
- Electronics: DAE4 Sn1303; Calibrated: 22.11.2012
- Phantom: SAM1; Type: QD000P40CD; Serial: TP:1670
- Measurement SW: DASY52, Version 52.8 (2); SEMCAD X Version 14.6.6 (6824)

Ch136/Area Scan (121x181x1): Interpolated grid: dx=10mm, dy=10mm
Maximum value of SAR (interpolated) = 0.126 W/kg

Ch136/Zoom Scan (7x7x7)/Cube 0: Measurement grid: dx=4mm, dy=4mm, dz=1.4mm
Reference Value = 4.248 V/m; Power Drift = -0.05 dB
Peak SAR (extrapolated) = 0.444 mW/g
SAR(1 g) = 0.032 mW/g; SAR(10 g) = 0.012 mW/g
Maximum value of SAR (measured) = 0.0732 W/kg

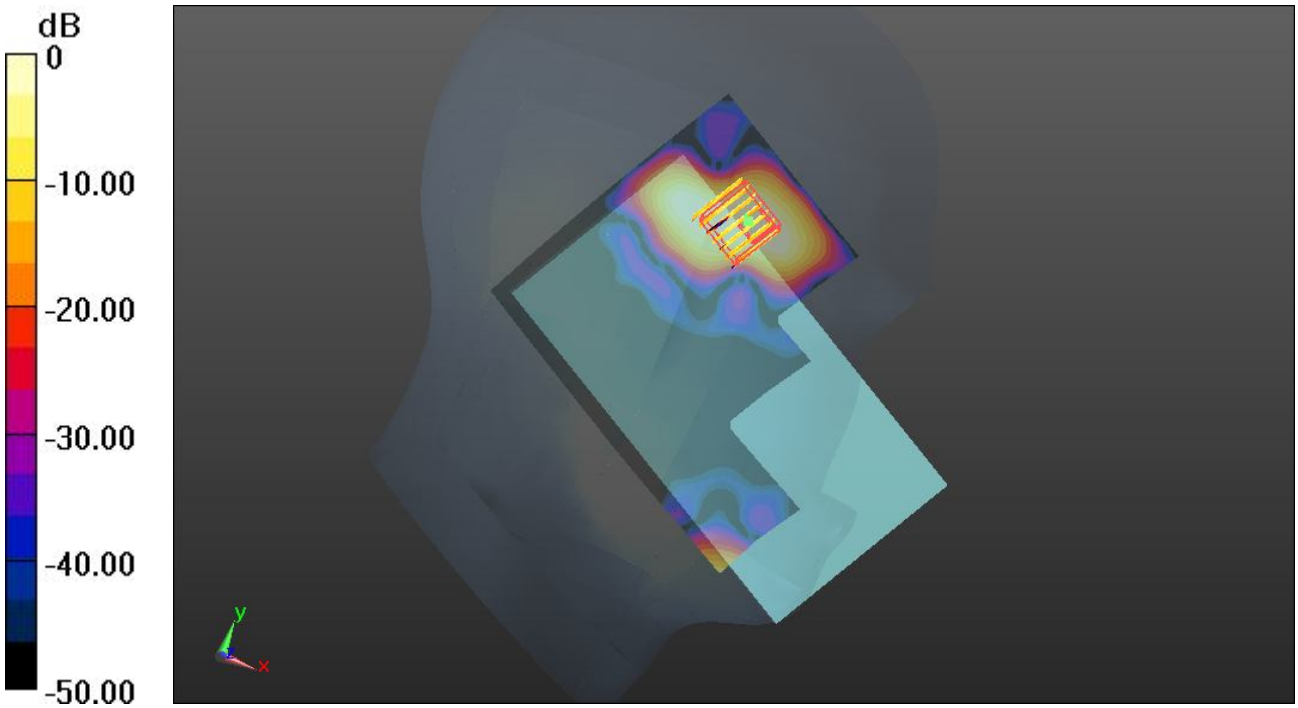

0 dB = 0.0732 W/kg

Test Laboratory: Sporton International Inc. SAR/HAC Testing Lab Date: 07.03.2013

#145_WLAN 5.5GHz Band_802.11a_Left Tilted_Ch136_#1

DUT: MT1-U06

Communication System: WIFI; Frequency: 5680 MHz;Duty Cycle: 1:1.36
Medium: HSL_5G_130307 Medium parameters used: f = 5680 MHz; σ = 5.3 mho/m; ε_r = 34.593; ρ = 1000 kg/m^3
Ambient Temperature：23.5 ℃; Liquid Temperature：21.6 ℃

DASY5 Configuration:
- Probe: EX3DV4 - SN3819; ConvF(4.34, 4.34, 4.34); Calibrated: 26.11.2012;
- Sensor-Surface: 1.4mm (Mechanical Surface Detection)
- Electronics: DAE4 Sn1303; Calibrated: 22.11.2012
- Phantom: SAM1; Type: QD000P40CD; Serial: TP:1670
- Measurement SW: DASY52, Version 52.8 (2); SEMCAD X Version 14.6.6 (6824)

Ch136/Area Scan (121x181x1): Interpolated grid: dx=10mm, dy=10mm
Maximum value of SAR (interpolated) = 0.0691 W/kg

Ch136/Zoom Scan (7x7x7)/Cube 0: Measurement grid: dx=4mm, dy=4mm, dz=1.4mm
Reference Value = 0 V/m; Power Drift = 0.02 dB
Peak SAR (extrapolated) = 0.249 mW/g
SAR(1 g) = 0.028 mW/g; SAR(10 g) = 0.00891 mW/g
Maximum value of SAR (measured) = 0.0567 W/kg

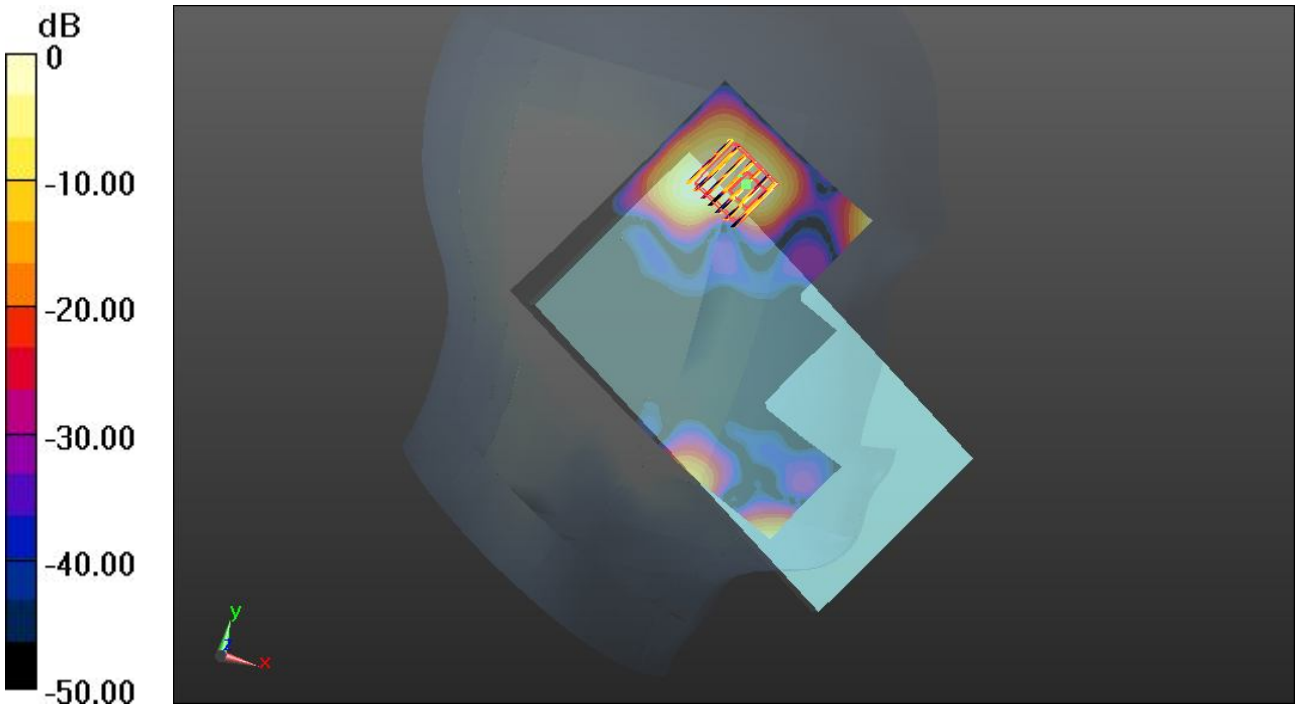

0 dB = 0.0567 W/kg

Test Laboratory: Sporton International Inc. SAR/HAC Testing Lab Date: 08.03.2013

#197_WLAN 5.5GHz Band_802.11a_Left Cheek_Ch136_#3

DUT: MT1-U06

Communication System: WIFI; Frequency: 5680 MHz;Duty Cycle: 1:1.36
Medium: HSL_5G_130308 Medium parameters used: f = 5680 MHz; σ = 5.282 mho/m; ε_r = 34.554; ρ = 1000 kg/m^3
Ambient Temperature：23.7 ℃; Liquid Temperature：21.7 ℃

DASY5 Configuration:
- Probe: EX3DV4 - SN3819; ConvF(4.34, 4.34, 4.34); Calibrated: 26.11.2012;
- Sensor-Surface: 1.4mm (Mechanical Surface Detection)
- Electronics: DAE4 Sn1303; Calibrated: 22.11.2012
- Phantom: SAM1; Type: QD000P40CD; Serial: TP:1670
- Measurement SW: DASY52, Version 52.8 (2); SEMCAD X Version 14.6.6 (6824)

Ch136/Area Scan (121x181x1): Interpolated grid: dx=10mm, dy=10mm
Maximum value of SAR (interpolated) = 0.106 W/kg

Ch136/Zoom Scan (7x7x7)/Cube 0: Measurement grid: dx=4mm, dy=4mm, dz=1.4mm
Reference Value = 1.654 V/m; Power Drift = -0.01 dB
Peak SAR (extrapolated) = 0.186 mW/g
SAR(1 g) = 0.031 mW/g; SAR(10 g) = 0.00898 mW/g
Maximum value of SAR (measured) = 0.0751 W/kg

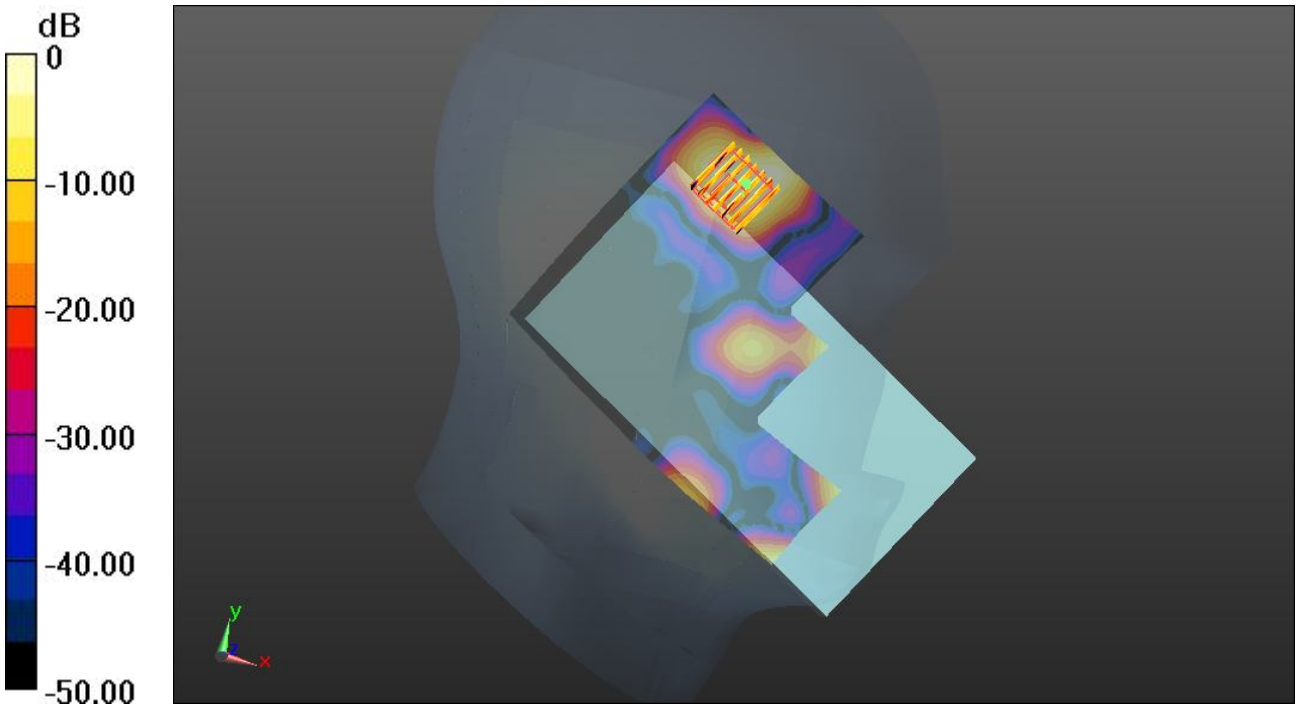

0 dB = 0.0751 W/kg

Test Laboratory: Sporton International Inc. SAR/HAC Testing Lab Date: 07.03.2013

#147_WLAN 5.8GHz Band_802.11a_Right Cheek_Ch149_#1

DUT: MT1-U06

Communication System: WIFI; Frequency: 5745 MHz;Duty Cycle: 1:1.36
Medium: HSL_5G_130307 Medium parameters used: f = 5745 MHz; σ = 5.371 mho/m; ε_r = 34.519; ρ = 1000 kg/m^3
Ambient Temperature：23.5 ℃; Liquid Temperature：21.6 ℃

DASY5 Configuration:
- Probe: EX3DV4 - SN3819; ConvF(4.57, 4.57, 4.57); Calibrated: 26.11.2012;
- Sensor-Surface: 1.4mm (Mechanical Surface Detection)
- Electronics: DAE4 Sn1303; Calibrated: 22.11.2012
- Phantom: SAM1; Type: QD000P40CD; Serial: TP:1670
- Measurement SW: DASY52, Version 52.8 (2); SEMCAD X Version 14.6.6 (6824)

Ch149/Area Scan (121x181x1): Interpolated grid: dx=10mm, dy=10mm
Maximum value of SAR (interpolated) = 0.0302 W/kg

Ch149/Zoom Scan (7x7x7)/Cube 0: Measurement grid: dx=4mm, dy=4mm, dz=1.4mm
Reference Value = 1.087 V/m; Power Drift = -0.01 dB
Peak SAR (extrapolated) = 0.146 mW/g
SAR(1 g) = 0.015 mW/g; SAR(10 g) = 0.00388 mW/g
Maximum value of SAR (measured) = 0.0707 W/kg



0 dB = 0.0707 W/kg

Test Laboratory: Sporton International Inc. SAR/HAC Testing Lab Date: 07.03.2013

#148_WLAN 5.8GHz Band_802.11a_Right Tilted_Ch149_#1

DUT: MT1-U06

Communication System: WIFI; Frequency: 5745 MHz;Duty Cycle: 1:1.36
Medium: HSL_5G_130307 Medium parameters used: f = 5745 MHz; σ = 5.371 mho/m; ε_r = 34.519; ρ = 1000 kg/m^3
Ambient Temperature：23.5 ℃; Liquid Temperature：21.6 ℃

DASY5 Configuration:
- Probe: EX3DV4 - SN3819; ConvF(4.57, 4.57, 4.57); Calibrated: 26.11.2012;
- Sensor-Surface: 1.4mm (Mechanical Surface Detection)
- Electronics: DAE4 Sn1303; Calibrated: 22.11.2012
- Phantom: SAM1; Type: QD000P40CD; Serial: TP:1670
- Measurement SW: DASY52, Version 52.8 (2); SEMCAD X Version 14.6.6 (6824)

Ch149/Area Scan (121x181x1): Interpolated grid: dx=10mm, dy=10mm
Maximum value of SAR (interpolated) = 0.0330 W/kg

Ch149/Zoom Scan (7x7x7)/Cube 0: Measurement grid: dx=4mm, dy=4mm, dz=1.4mm
Reference Value = 0 V/m; Power Drift = 0.01 dB
Peak SAR (extrapolated) = 0.031 mW/g
SAR(1 g) = 0.000194 mW/g; SAR(10 g) = 1.87e-005 mW/g
Maximum value of SAR (measured) = 0.0107 W/kg



0 dB = 0.0107 W/kg

Test Laboratory: Sporton International Inc. SAR/HAC Testing Lab Date: 07.03.2013

#149_WLAN 5.8GHz Band_802.11a_Left Cheek_Ch149_#1

DUT: MT1-U06

Communication System: WIFI; Frequency: 5745 MHz;Duty Cycle: 1:1.36
Medium: HSL_5G_130307 Medium parameters used: f = 5745 MHz; σ = 5.371 mho/m; ε_r = 34.519; ρ = 1000 kg/m^3
Ambient Temperature：23.5 ℃; Liquid Temperature：21.6 ℃

DASY5 Configuration:
- Probe: EX3DV4 - SN3819; ConvF(4.57, 4.57, 4.57); Calibrated: 26.11.2012;
- Sensor-Surface: 1.4mm (Mechanical Surface Detection)
- Electronics: DAE4 Sn1303; Calibrated: 22.11.2012
- Phantom: SAM1; Type: QD000P40CD; Serial: TP:1670
- Measurement SW: DASY52, Version 52.8 (2); SEMCAD X Version 14.6.6 (6824)

Ch149/Area Scan (121x181x1): Interpolated grid: dx=10mm, dy=10mm
Maximum value of SAR (interpolated) = 0.0678 W/kg

Ch149/Zoom Scan (7x7x7)/Cube 0: Measurement grid: dx=4mm, dy=4mm, dz=1.4mm
Reference Value = 0.581 V/m; Power Drift = 0.08 dB
Peak SAR (extrapolated) = 0.188 mW/g
SAR(1 g) = 0.028 mW/g; SAR(10 g) = 0.0095 mW/g
Maximum value of SAR (measured) = 0.0731 W/kg

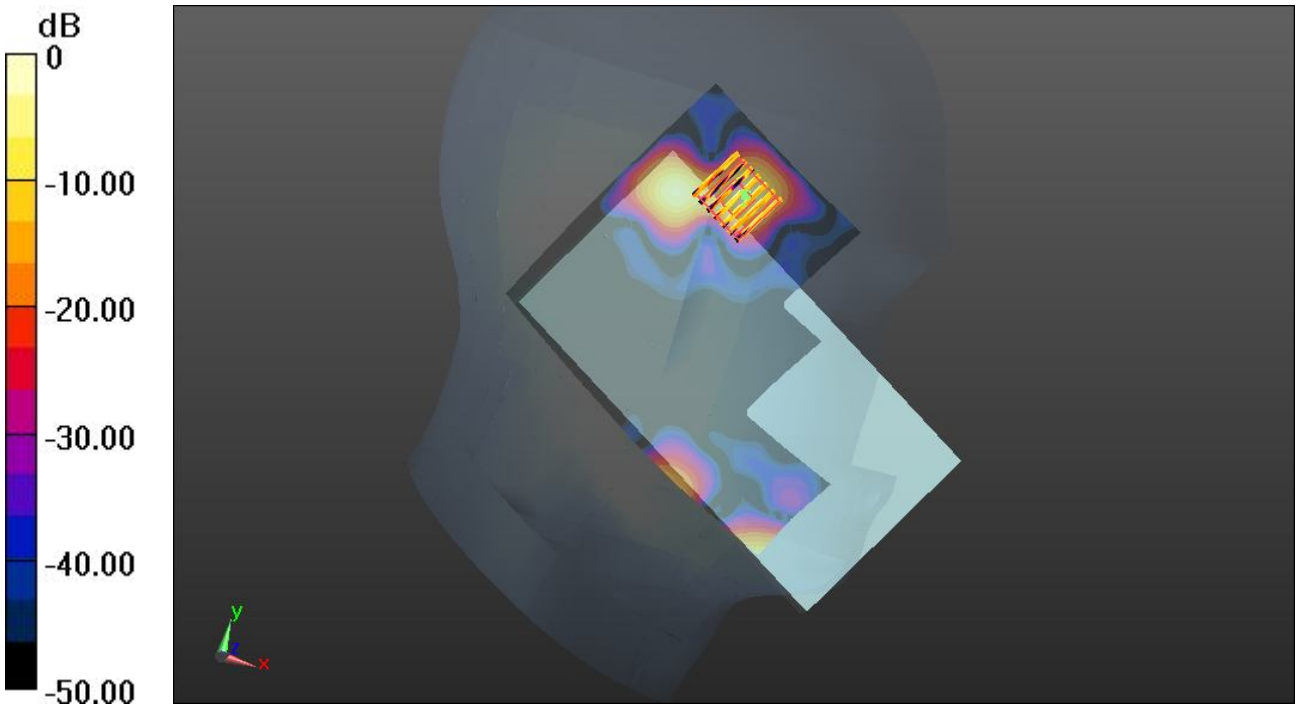

0 dB = 0.0731 W/kg

Test Laboratory: Sporton International Inc. SAR/HAC Testing Lab Date: 07.03.2013

#150_WLAN 5.8GHz Band_802.11a_Left Tilted_Ch149_#1

DUT: MT1-U06

Communication System: WIFI; Frequency: 5745 MHz;Duty Cycle: 1:1.36
Medium: HSL_5G_130307 Medium parameters used: f = 5745 MHz; σ = 5.371 mho/m; ε_r = 34.519; ρ = 1000 kg/m^3
Ambient Temperature：23.5 ℃; Liquid Temperature：21.6 ℃

DASY5 Configuration:
- Probe: EX3DV4 - SN3819; ConvF(4.57, 4.57, 4.57); Calibrated: 26.11.2012;
- Sensor-Surface: 1.4mm (Mechanical Surface Detection)
- Electronics: DAE4 Sn1303; Calibrated: 22.11.2012
- Phantom: SAM1; Type: QD000P40CD; Serial: TP:1670
- Measurement SW: DASY52, Version 52.8 (2); SEMCAD X Version 14.6.6 (6824)

Ch149/Area Scan (121x181x1): Interpolated grid: dx=10mm, dy=10mm
Maximum value of SAR (interpolated) = 0.0457 W/kg

Ch149/Zoom Scan (7x7x7)/Cube 0: Measurement grid: dx=4mm, dy=4mm, dz=1.4mm
Reference Value = 2.632 V/m; Power Drift = 0.02 dB
Peak SAR (extrapolated) = 0.217 mW/g
SAR(1 g) = 0.00139 mW/g; SAR(10 g) = 0.000235 mW/g
Maximum value of SAR (measured) = 0.0424 W/kg

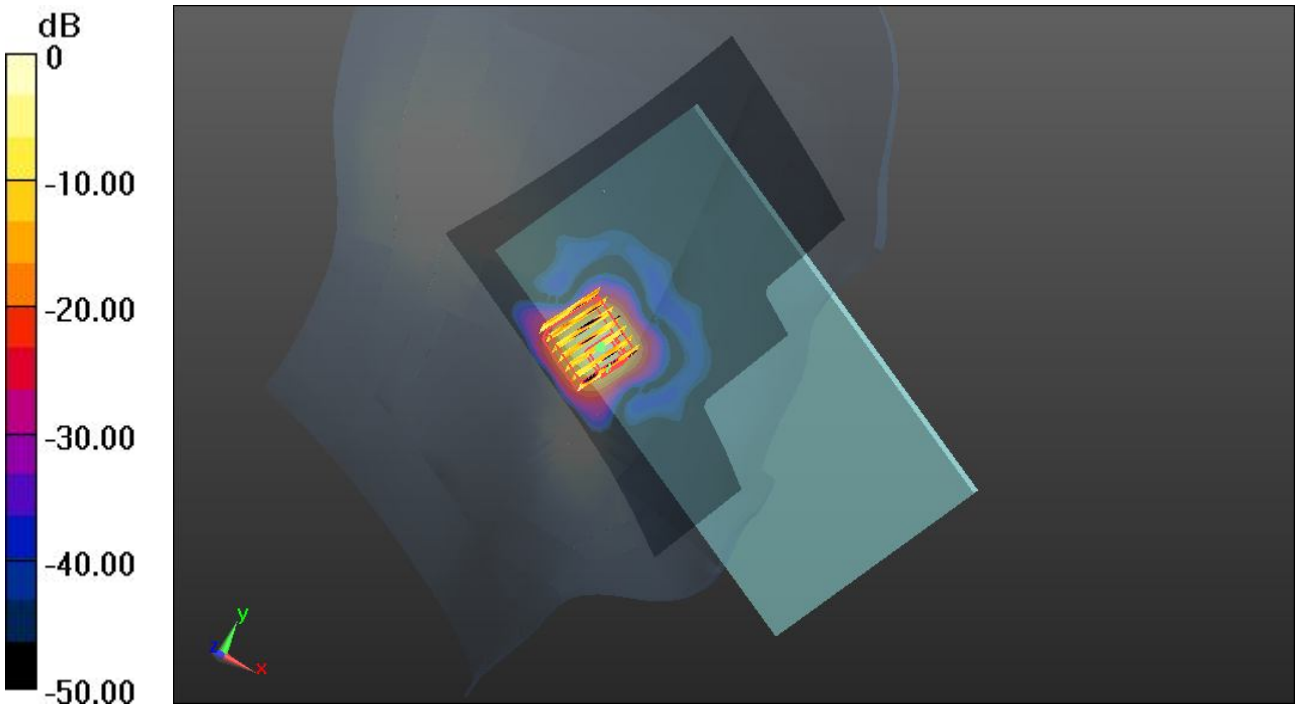

0 dB = 0.0424 W/kg

Test Laboratory: Sporton International Inc. SAR/HAC Testing Lab Date: 08.03.2013

#199_WLAN 5.8GHz Band_802.11a_Left Cheek_Ch149_#3

DUT: MT1-U06

Communication System: WIFI; Frequency: 5745 MHz;Duty Cycle: 1:1.36
Medium: HSL_5G_130308 Medium parameters used: f = 5745 MHz; σ = 5.358 mho/m; ε_r = 34.491; ρ = 1000 kg/m^3
Ambient Temperature：23.7 ℃; Liquid Temperature：21.7 ℃

DASY5 Configuration:
- Probe: EX3DV4 - SN3819; ConvF(4.57, 4.57, 4.57); Calibrated: 26.11.2012;
- Sensor-Surface: 1.4mm (Mechanical Surface Detection)
- Electronics: DAE4 Sn1303; Calibrated: 22.11.2012
- Phantom: SAM1; Type: QD000P40CD; Serial: TP:1670
- Measurement SW: DASY52, Version 52.8 (2); SEMCAD X Version 14.6.6 (6824)

Ch149/Area Scan (121x181x1): Interpolated grid: dx=10mm, dy=10mm
Maximum value of SAR (interpolated) = 0.0465 W/kg

Ch149/Zoom Scan (7x7x7)/Cube 0: Measurement grid: dx=4mm, dy=4mm, dz=1.4mm
Reference Value = 2.141 V/m; Power Drift = -0.06 dB
Peak SAR (extrapolated) = 0.229 mW/g
SAR(1 g) = 0.020 mW/g; SAR(10 g) = 0.00615 mW/g
Maximum value of SAR (measured) = 0.0496 W/kg



0 dB = 0.0496 W/kg

Test Laboratory: Sporton International Inc. SAR/HAC Testing Lab Date: 07.02.2013

#11 GSM850_GPRS (2 Tx slots)_Front_1cm_Ch251_#1

DUT: MT1-U06

Communication System: GPRS/EDGE10; Frequency: 848.8 MHz;Duty Cycle: 1:4
Medium: MSL_835_130207 Medium parameters used: f = 849 MHz; σ = 0.988 mho/m; ε_r = 54.239; ρ = 1000 kg/m^3
Ambient Temperature：23.5 ℃; Liquid Temperature：21.4 ℃

DASY5 Configuration:
- Probe: EX3DV4 - SN3819; ConvF(9.5, 9.5, 9.5); Calibrated: 26.11.2012;
- Sensor-Surface: 2mm (Mechanical Surface Detection)
- Electronics: DAE4 Sn1303; Calibrated: 22.11.2012
- Phantom: SAM2; Type: QD000P40CD; Serial: TP:1671
- Measurement SW: DASY52, Version 52.8 (2); SEMCAD X Version 14.6.6 (6824)

Ch251/Area Scan (71x131x1): Interpolated grid: dx=15mm, dy=15mm
Maximum value of SAR (interpolated) = 0.794 W/kg

Ch251/Zoom Scan (5x5x7)/Cube 0: Measurement grid: dx=8mm, dy=8mm, dz=5mm
Reference Value = 29.082 V/m; Power Drift = 0.01 dB
Peak SAR (extrapolated) = 0.933 mW/g
SAR(1 g) = 0.624 mW/g; SAR(10 g) = 0.405 mW/g
Maximum value of SAR (measured) = 0.791 W/kg

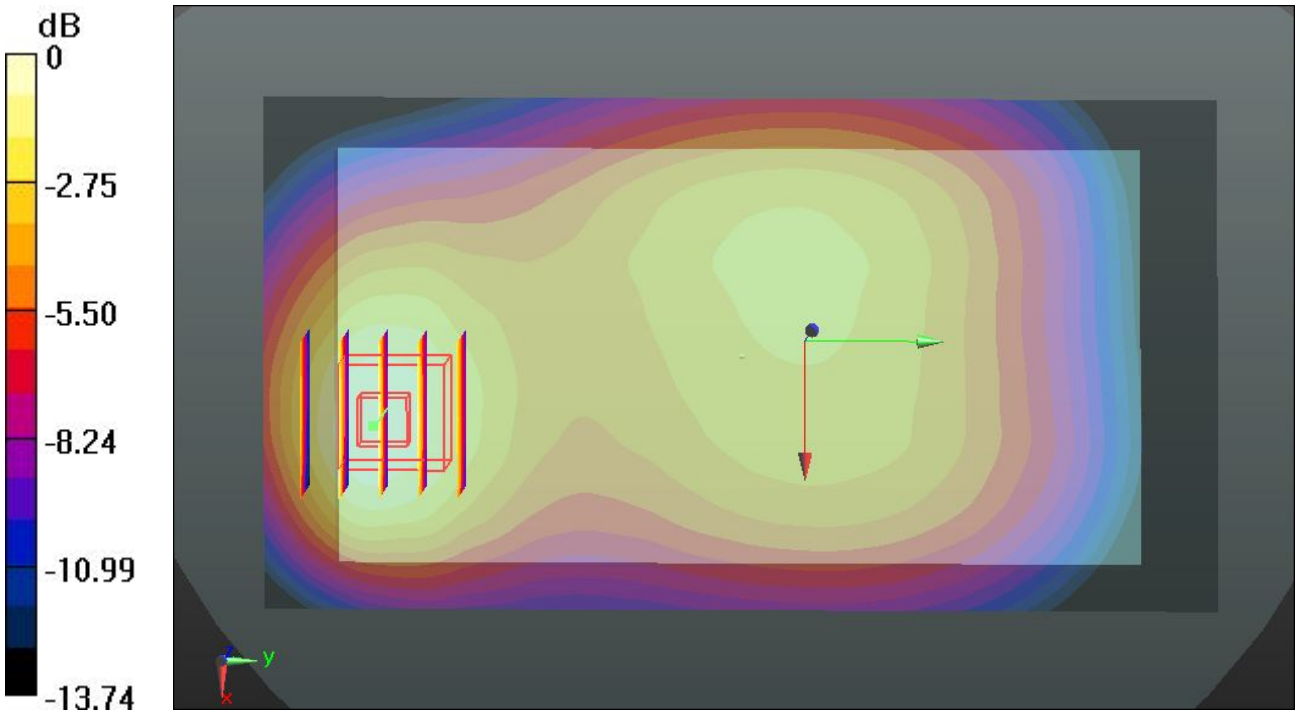

0 dB = 0.791 W/kg

Test Laboratory: Sporton International Inc. SAR/HAC Testing Lab Date: 07.02.2013

#12 GSM850_GPRS (2 Tx slots)_Back_1cm_Ch251_#1

DUT: MT1-U06

Communication System: GPRS/EDGE10; Frequency: 848.8 MHz;Duty Cycle: 1:4
Medium: MSL_835_130207 Medium parameters used: f = 849 MHz; σ = 0.988 mho/m; ε_r = 54.239; ρ = 1000 kg/m^3
Ambient Temperature：23.5 ℃; Liquid Temperature：21.4 ℃

DASY5 Configuration:
- Probe: EX3DV4 - SN3819; ConvF(9.5, 9.5, 9.5); Calibrated: 26.11.2012;
- Sensor-Surface: 2mm (Mechanical Surface Detection)
- Electronics: DAE4 Sn1303; Calibrated: 22.11.2012
- Phantom: SAM2; Type: QD000P40CD; Serial: TP:1671
- Measurement SW: DASY52, Version 52.8 (2); SEMCAD X Version 14.6.6 (6824)

Ch251/Area Scan (71x131x1): Interpolated grid: dx=15mm, dy=15mm
Maximum value of SAR (interpolated) = 0.632 W/kg

Ch251/Zoom Scan (5x5x7)/Cube 0: Measurement grid: dx=8mm, dy=8mm, dz=5mm
Reference Value = 26.297 V/m; Power Drift = -0.04 dB
Peak SAR (extrapolated) = 0.740 mW/g
SAR(1 g) = 0.515 mW/g; SAR(10 g) = 0.333 mW/g
Maximum value of SAR (measured) = 0.650 W/kg

Ch251/Zoom Scan (5x5x7)/Cube 1: Measurement grid: dx=8mm, dy=8mm, dz=5mm
Reference Value = 26.297 V/m; Power Drift = -0.04 dB
Peak SAR (extrapolated) = 0.559 mW/g
SAR(1 g) = 0.440 mW/g; SAR(10 g) = 0.337 mW/g
Maximum value of SAR (measured) = 0.506 W/kg

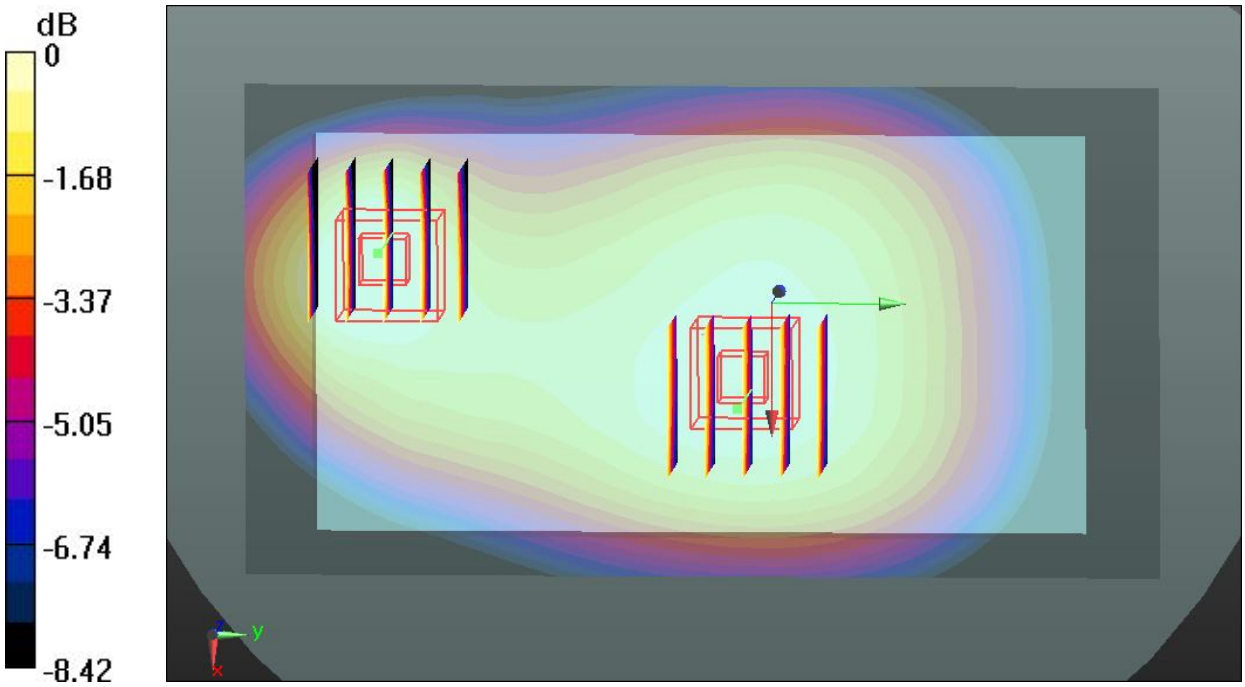

0 dB = 0.506 W/kg

Test Laboratory: Sporton International Inc. SAR/HAC Testing Lab Date: 07.02.2013

#14 GSM850_GPRS (2 Tx slots)_Right Side_1cm_Ch251_#1

DUT: MT1-U06

Communication System: GPRS/EDGE10; Frequency: 848.8 MHz;Duty Cycle: 1:4
Medium: MSL_835_130207 Medium parameters used: f = 849 MHz; σ = 0.988 mho/m; ε_r = 54.239; ρ = 1000 kg/m^3
Ambient Temperature：23.5 ℃; Liquid Temperature：21.4 ℃

DASY5 Configuration:
- Probe: EX3DV4 - SN3819; ConvF(9.5, 9.5, 9.5); Calibrated: 26.11.2012;
- Sensor-Surface: 2mm (Mechanical Surface Detection)
- Electronics: DAE4 Sn1303; Calibrated: 22.11.2012
- Phantom: SAM2; Type: QD000P40CD; Serial: TP:1671
- Measurement SW: DASY52, Version 52.8 (2); SEMCAD X Version 14.6.6 (6824)

Ch251/Area Scan (41x131x1): Interpolated grid: dx=15mm, dy=15mm
Maximum value of SAR (interpolated) = 0.595 W/kg

Ch251/Zoom Scan (5x5x7)/Cube 0: Measurement grid: dx=8mm, dy=8mm, dz=5mm
Reference Value = 25.116 V/m; Power Drift = -0.01 dB
Peak SAR (extrapolated) = 0.686 mW/g
SAR(1 g) = 0.483 mW/g; SAR(10 g) = 0.330 mW/g
Maximum value of SAR (measured) = 0.594 W/kg

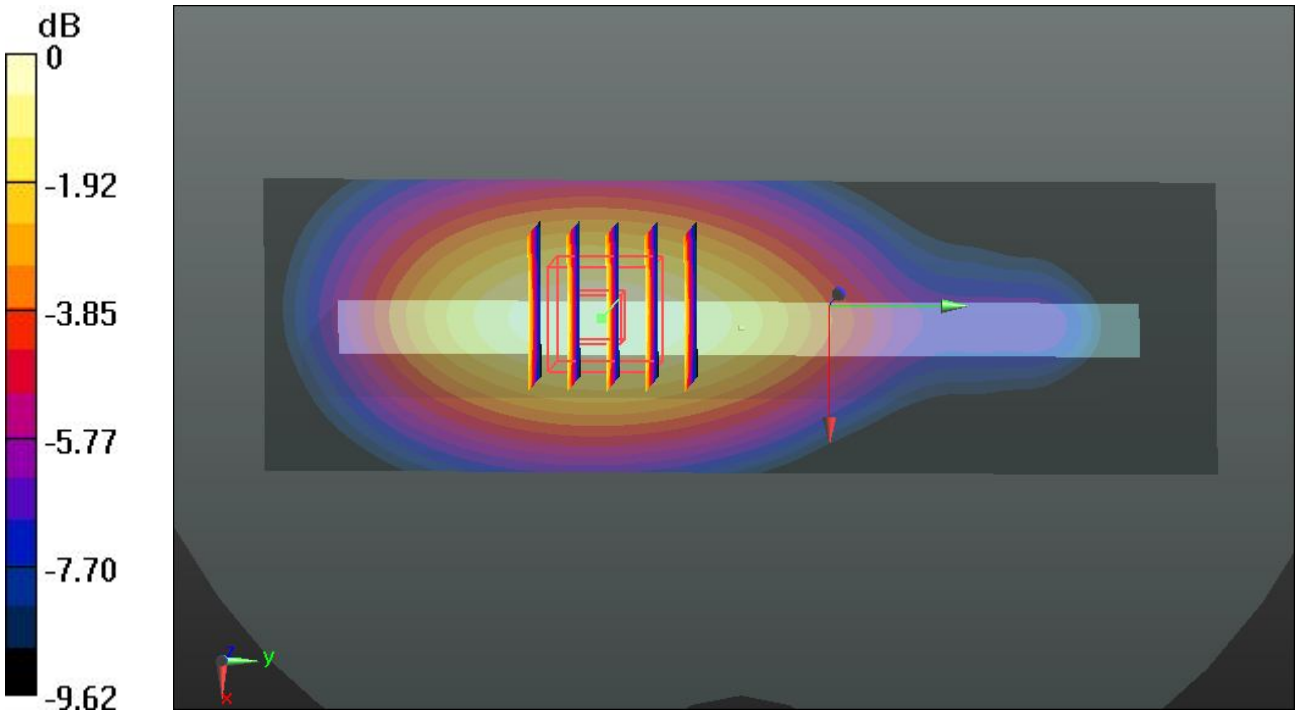

0 dB = 0.594 W/kg

Test Laboratory: Sporton International Inc. SAR/HAC Testing Lab Date: 07.02.2013

#15 GSM850_GPRS (2 Tx slots)_Bottom Side_1cm_Ch251_#1

DUT: MT1-U06

Communication System: GPRS/EDGE10; Frequency: 848.8 MHz;Duty Cycle: 1:4
Medium: MSL_835_130207 Medium parameters used: f = 849 MHz; σ = 0.988 mho/m; ε_r = 54.239; ρ = 1000 kg/m^3
Ambient Temperature：23.5 ℃; Liquid Temperature：21.4 ℃

DASY5 Configuration:
- Probe: EX3DV4 - SN3819; ConvF(9.5, 9.5, 9.5); Calibrated: 26.11.2012;
- Sensor-Surface: 2mm (Mechanical Surface Detection)
- Electronics: DAE4 Sn1303; Calibrated: 22.11.2012
- Phantom: SAM2; Type: QD000P40CD; Serial: TP:1671
- Measurement SW: DASY52, Version 52.8 (2); SEMCAD X Version 14.6.6 (6824)

Ch251/Area Scan (41x81x1): Interpolated grid: dx=15mm, dy=15mm
Maximum value of SAR (interpolated) = 1.01 W/kg

Ch251/Zoom Scan (5x5x7)/Cube 0: Measurement grid: dx=8mm, dy=8mm, dz=5mm
Reference Value = 32.540 V/m; Power Drift = -0.03 dB
Peak SAR (extrapolated) = 1.227 mW/g
SAR(1 g) = 0.763 mW/g; SAR(10 g) = 0.472 mW/g
Maximum value of SAR (measured) = 0.979 W/kg

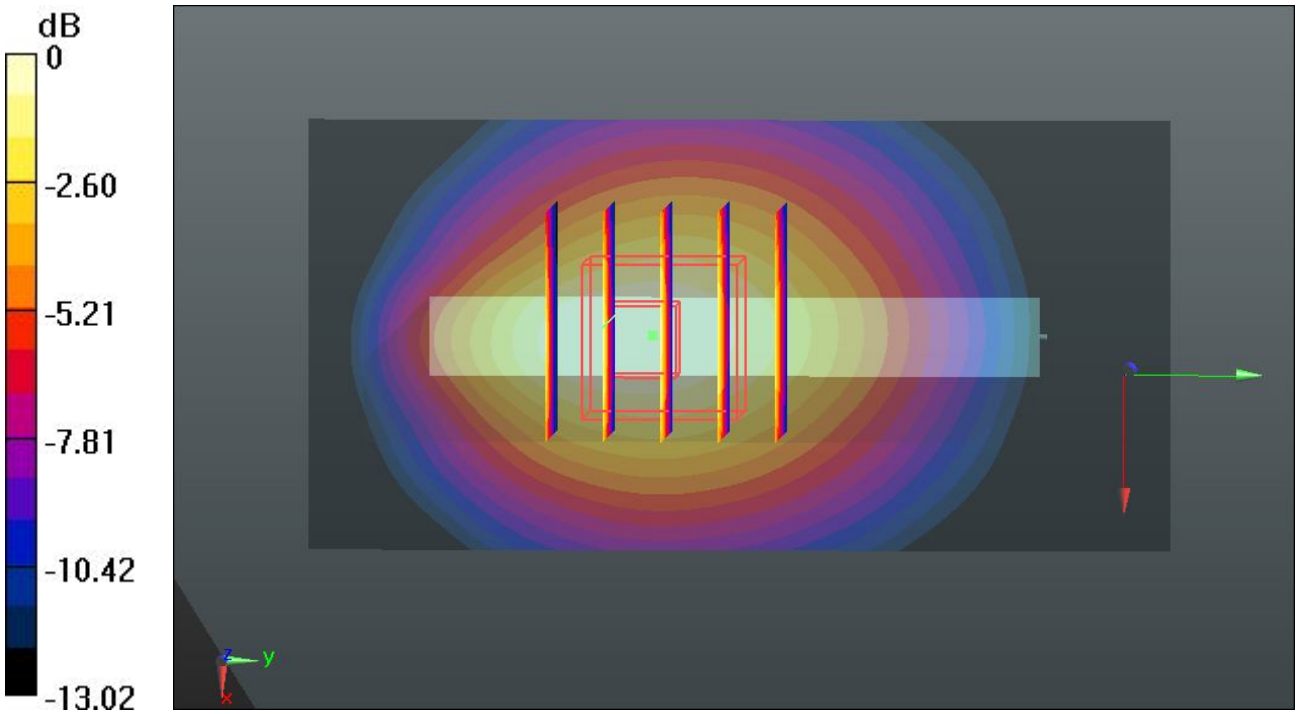

0 dB = 0.979 W/kg

Test Laboratory: Sporton International Inc. SAR/HAC Testing Lab Date: 07.02.2013

#16 GSM850_GPRS (2 Tx slots)_Front_1cm_Ch128_#1

DUT: MT1-U06

Communication System: GPRS/EDGE10; Frequency: 824.2 MHz;Duty Cycle: 1:4
Medium: MSL_835_130207 Medium parameters used: f = 824.2 MHz; σ = 0.966 mho/m; ε_r = 54.437; ρ = 1000 kg/m^3
Ambient Temperature：23.5 ℃; Liquid Temperature：21.4 ℃

DASY5 Configuration:
- Probe: EX3DV4 - SN3819; ConvF(9.5, 9.5, 9.5); Calibrated: 26.11.2012;
- Sensor-Surface: 2mm (Mechanical Surface Detection)
- Electronics: DAE4 Sn1303; Calibrated: 22.11.2012
- Phantom: SAM2; Type: QD000P40CD; Serial: TP:1671
- Measurement SW: DASY52, Version 52.8 (2); SEMCAD X Version 14.6.6 (6824)

Ch128/Area Scan (71x131x1): Interpolated grid: dx=15mm, dy=15mm
Maximum value of SAR (interpolated) = 0.704 W/kg

Ch128/Zoom Scan (5x5x7)/Cube 0: Measurement grid: dx=8mm, dy=8mm, dz=5mm
Reference Value = 27.829 V/m; Power Drift = -0.01 dB
Peak SAR (extrapolated) = 0.836 mW/g
SAR(1 g) = 0.563 mW/g; SAR(10 g) = 0.371 mW/g
Maximum value of SAR (measured) = 0.714 W/kg

Ch128/Zoom Scan (5x5x7)/Cube 1: Measurement grid: dx=8mm, dy=8mm, dz=5mm
Reference Value = 27.829 V/m; Power Drift = -0.01 dB
Peak SAR (extrapolated) = 0.539 mW/g
SAR(1 g) = 0.427 mW/g; SAR(10 g) = 0.330 mW/g
Maximum value of SAR (measured) = 0.490 W/kg

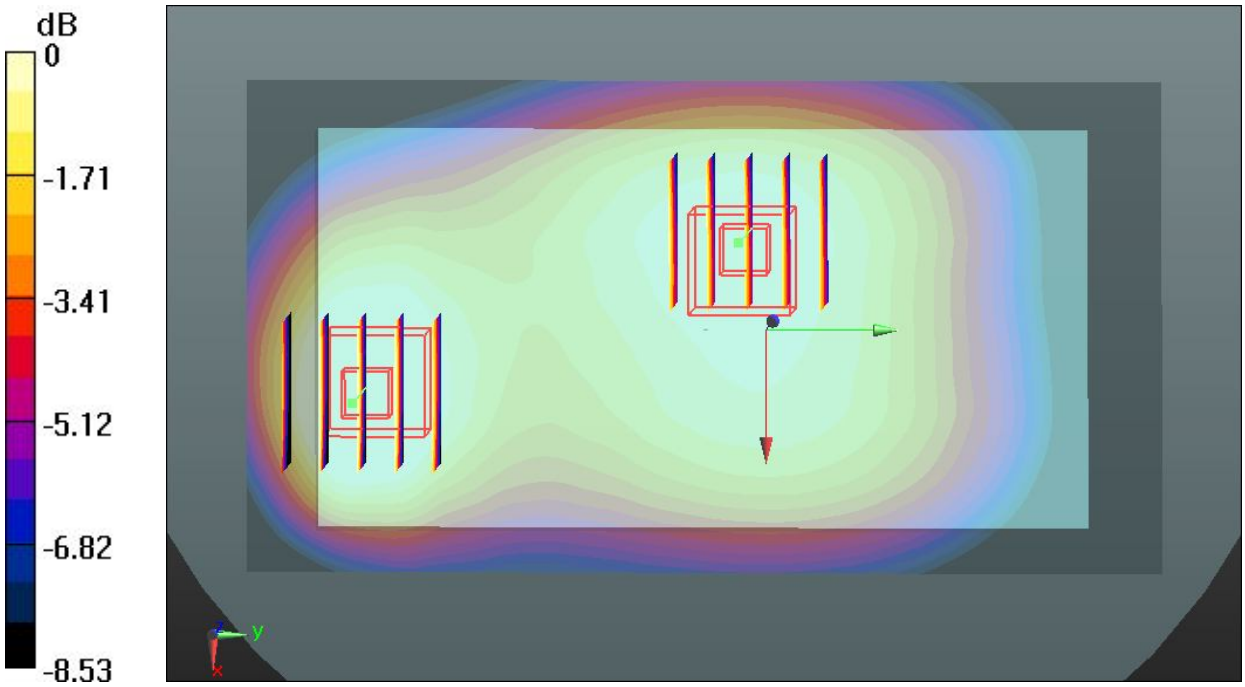

0 dB = 0.490 W/kg

Test Laboratory: Sporton International Inc. SAR/HAC Testing Lab Date: 07.02.2013

#17 GSM850_GPRS (2 Tx slots)_Front_1cm_Ch190_#1

DUT: MT1-U06

Communication System: GPRS/EDGE10; Frequency: 836.6 MHz;Duty Cycle: 1:4
Medium: MSL_835_130207 Medium parameters used: f = 837 MHz; σ = 0.978 mho/m; ε_r = 54.343; ρ = 1000 kg/m^3
Ambient Temperature：23.5 ℃; Liquid Temperature：21.4 ℃

DASY5 Configuration:
- Probe: EX3DV4 - SN3819; ConvF(9.5, 9.5, 9.5); Calibrated: 26.11.2012;
- Sensor-Surface: 2mm (Mechanical Surface Detection)
- Electronics: DAE4 Sn1303; Calibrated: 22.11.2012
- Phantom: SAM2; Type: QD000P40CD; Serial: TP:1671
- Measurement SW: DASY52, Version 52.8 (2); SEMCAD X Version 14.6.6 (6824)

Ch190/Area Scan (71x131x1): Interpolated grid: dx=15mm, dy=15mm
Maximum value of SAR (interpolated) = 0.789 W/kg

Ch190/Zoom Scan (5x5x7)/Cube 0: Measurement grid: dx=8mm, dy=8mm, dz=5mm
Reference Value = 29.176 V/m; Power Drift = 0.02 dB
Peak SAR (extrapolated) = 0.932 mW/g
SAR(1 g) = 0.629 mW/g; SAR(10 g) = 0.412 mW/g
Maximum value of SAR (measured) = 0.793 W/kg

Ch190/Zoom Scan (5x5x7)/Cube 1: Measurement grid: dx=8mm, dy=8mm, dz=5mm
Reference Value = 29.176 V/m; Power Drift = 0.02 dB
Peak SAR (extrapolated) = 0.550 mW/g
SAR(1 g) = 0.435 mW/g; SAR(10 g) = 0.333 mW/g
Maximum value of SAR (measured) = 0.499 W/kg

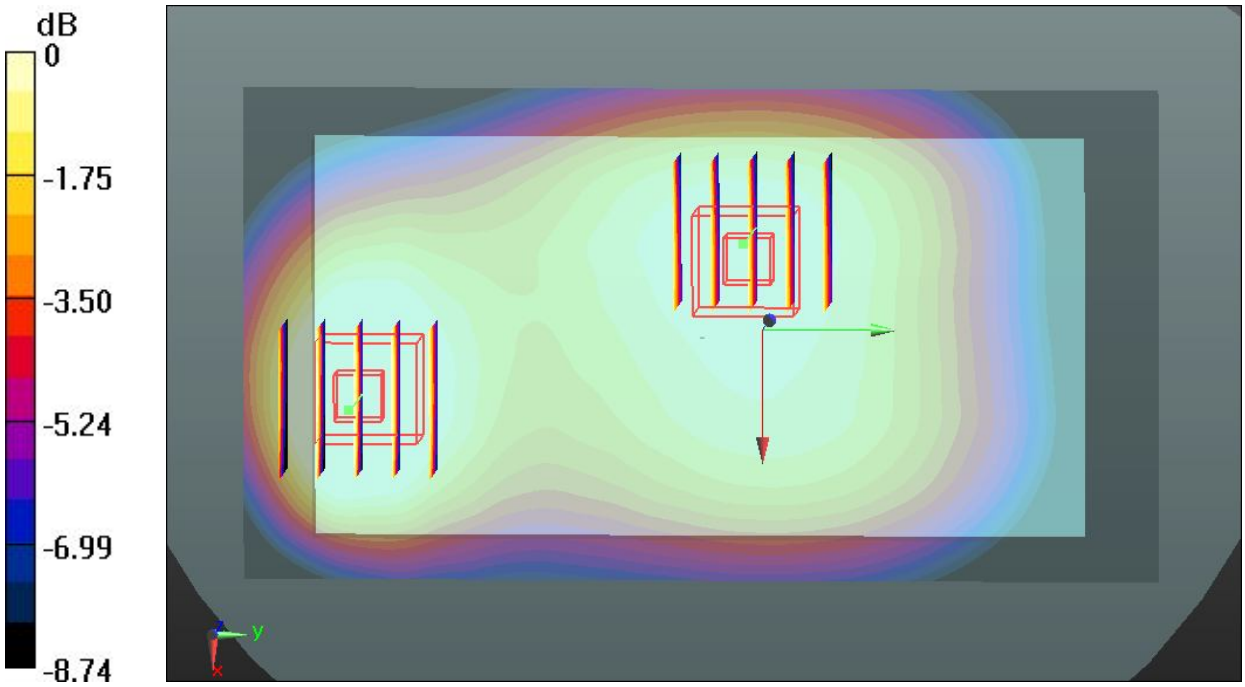

0 dB = 0.499 W/kg

Test Laboratory: Sporton International Inc. SAR/HAC Testing Lab Date: 07.02.2013

#18 GSM850_GPRS (2 Tx slots)_Bottom Side_1cm_Ch128_#1

DUT: MT1-U06

Communication System: GPRS/EDGE10; Frequency: 824.2 MHz;Duty Cycle: 1:4
Medium: MSL_835_130207 Medium parameters used: f = 824.2 MHz; σ = 0.966 mho/m; ε_r = 54.437; ρ = 1000 kg/m^3
Ambient Temperature：23.5 ℃; Liquid Temperature：21.4 ℃

DASY5 Configuration:
- Probe: EX3DV4 - SN3819; ConvF(9.5, 9.5, 9.5); Calibrated: 26.11.2012;
- Sensor-Surface: 2mm (Mechanical Surface Detection)
- Electronics: DAE4 Sn1303; Calibrated: 22.11.2012
- Phantom: SAM2; Type: QD000P40CD; Serial: TP:1671
- Measurement SW: DASY52, Version 52.8 (2); SEMCAD X Version 14.6.6 (6824)

Ch128/Area Scan (41x81x1): Interpolated grid: dx=15mm, dy=15mm
Maximum value of SAR (interpolated) = 0.927 W/kg

Ch128/Zoom Scan (5x5x7)/Cube 0: Measurement grid: dx=8mm, dy=8mm, dz=5mm
Reference Value = 31.310 V/m; Power Drift = 0.01 dB
Peak SAR (extrapolated) = 1.112 mW/g
SAR(1 g) = 0.699 mW/g; SAR(10 g) = 0.437 mW/g
Maximum value of SAR (measured) = 0.894 W/kg

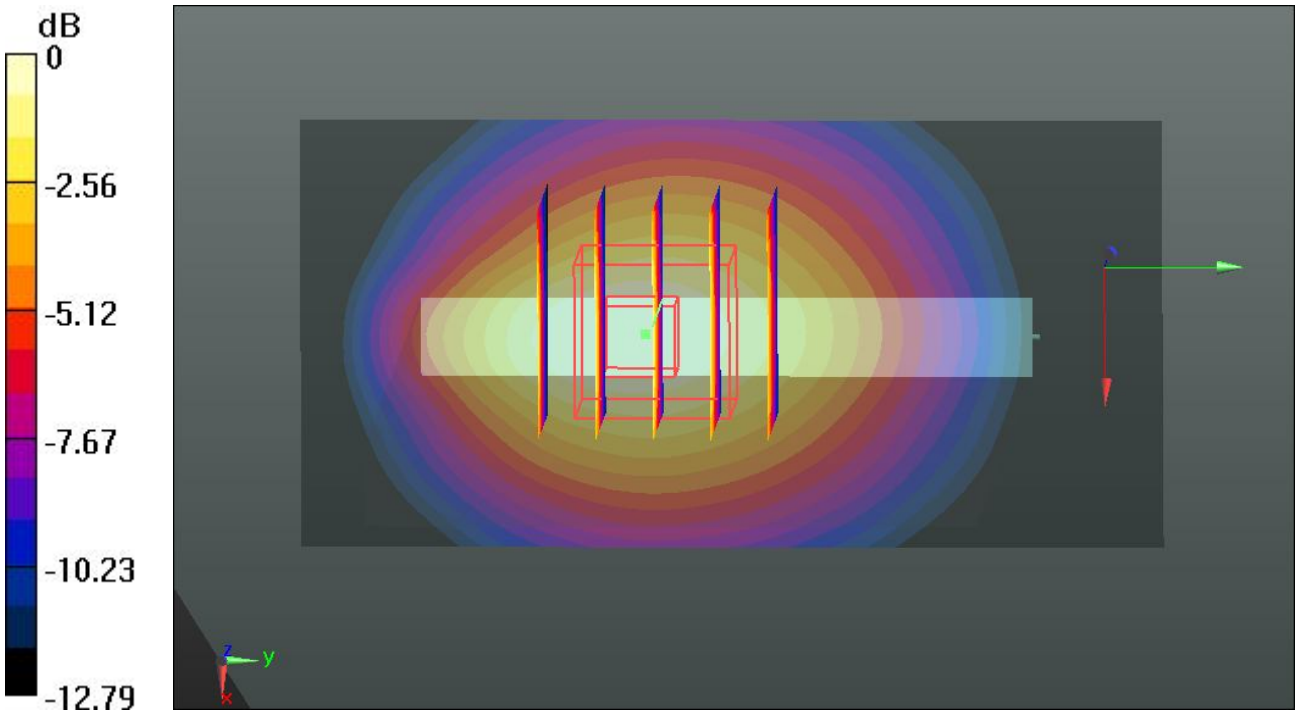

0 dB = 0.894 W/kg

Test Laboratory: Sporton International Inc. SAR/HAC Testing Lab Date: 07.02.2013

#19 GSM850_GPRS (2 Tx slots)_Bottom Side_1cm_Ch190_#1

DUT: MT1-U06

Communication System: GPRS/EDGE10; Frequency: 836.6 MHz;Duty Cycle: 1:4
Medium: MSL_835_130207 Medium parameters used: f = 837 MHz; σ = 0.978 mho/m; ε_r = 54.343; ρ = 1000 kg/m^3
Ambient Temperature：23.5 ℃; Liquid Temperature：21.4 ℃

DASY5 Configuration:
- Probe: EX3DV4 - SN3819; ConvF(9.5, 9.5, 9.5); Calibrated: 26.11.2012;
- Sensor-Surface: 2mm (Mechanical Surface Detection)
- Electronics: DAE4 Sn1303; Calibrated: 22.11.2012
- Phantom: SAM2; Type: QD000P40CD; Serial: TP:1671
- Measurement SW: DASY52, Version 52.8 (2); SEMCAD X Version 14.6.6 (6824)

Ch190/Area Scan (41x81x1): Interpolated grid: dx=15mm, dy=15mm
Maximum value of SAR (interpolated) = 1.03 W/kg

Ch190/Zoom Scan (5x5x7)/Cube 0: Measurement grid: dx=8mm, dy=8mm, dz=5mm
Reference Value = 32.664 V/m; Power Drift = 0.04 dB
Peak SAR (extrapolated) = 1.236 mW/g
SAR(1 g) = 0.773 mW/g; SAR(10 g) = 0.481 mW/g
Maximum value of SAR (measured) = 0.995 W/kg

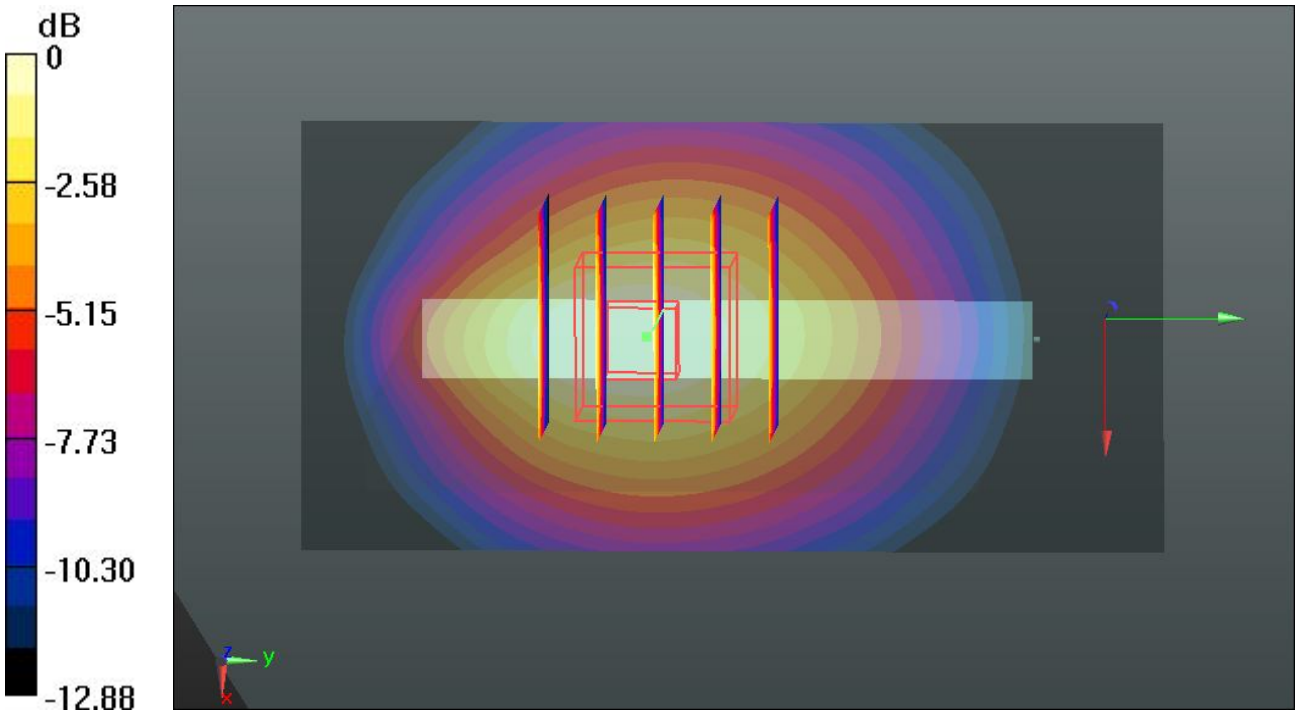

0 dB = 0.995 W/kg

Test Laboratory: Sporton International Inc. SAR/HAC Testing Lab Date: 07.02.2013

#20 GSM850_GSM Voice_Front_1cm_Ch190_#1

DUT: MT1-U06

Communication System: Generic GSM; Frequency: 836.6 MHz;Duty Cycle: 1:8.3
Medium: MSL_835_130207 Medium parameters used: f = 837 MHz; σ = 0.978 mho/m; ε_r = 54.343; ρ = 1000 kg/m^3
Ambient Temperature：23.5 ℃; Liquid Temperature：21.4 ℃

DASY5 Configuration:
- Probe: EX3DV4 - SN3819; ConvF(9.5, 9.5, 9.5); Calibrated: 26.11.2012;
- Sensor-Surface: 2mm (Mechanical Surface Detection)
- Electronics: DAE4 Sn1303; Calibrated: 22.11.2012
- Phantom: SAM2; Type: QD000P40CD; Serial: TP:1671
- Measurement SW: DASY52, Version 52.8 (2); SEMCAD X Version 14.6.6 (6824)

Ch190/Area Scan (71x131x1): Interpolated grid: dx=15mm, dy=15mm
Maximum value of SAR (interpolated) = 0.571 W/kg

Ch190/Zoom Scan (5x5x7)/Cube 0: Measurement grid: dx=8mm, dy=8mm, dz=5mm
Reference Value = 24.722 V/m; Power Drift = 0.02 dB
Peak SAR (extrapolated) = 0.670 mW/g
SAR(1 g) = 0.458 mW/g; SAR(10 g) = 0.302 mW/g
Maximum value of SAR (measured) = 0.574 W/kg

Ch190/Zoom Scan (5x5x7)/Cube 1: Measurement grid: dx=8mm, dy=8mm, dz=5mm
Reference Value = 24.722 V/m; Power Drift = 0.02 dB
Peak SAR (extrapolated) = 0.503 mW/g
SAR(1 g) = 0.393 mW/g; SAR(10 g) = 0.301 mW/g
Maximum value of SAR (measured) = 0.453 W/kg

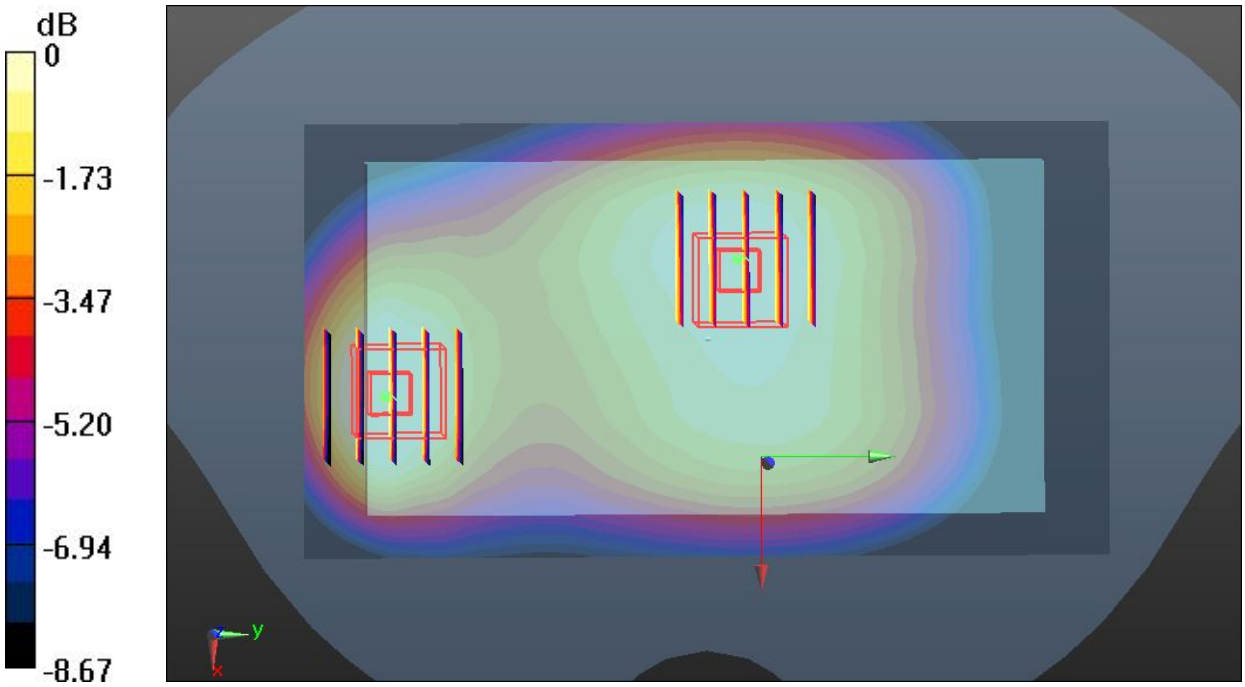

0 dB = 0.453 W/kg

Test Laboratory: Sporton International Inc. SAR/HAC Testing Lab Date: 07.03.2013

#175 GSM850_GPRS (2 Tx slots)_Bottom Side_1cm_Ch190_#3

DUT: MT1-U06

Communication System: GPRS/EDGE10; Frequency: 836.6 MHz;Duty Cycle: 1:4
Medium: MSL_835_130307 Medium parameters used: f = 837 MHz; σ = 0.979 mho/m; ε_r = 54.397; ρ = 1000 kg/m^3
Ambient Temperature：23.2 ℃; Liquid Temperature：21.7 ℃

DASY5 Configuration:
- Probe: EX3DV4 - SN3819; ConvF(9.5, 9.5, 9.5); Calibrated: 26.11.2012;
- Sensor-Surface: 2mm (Mechanical Surface Detection)
- Electronics: DAE4 Sn1303; Calibrated: 22.11.2012
- Phantom: SAM2; Type: QD000P40CD; Serial: TP:1671
- Measurement SW: DASY52, Version 52.8 (2); SEMCAD X Version 14.6.6 (6824)

Ch190/Area Scan (41x81x1): Interpolated grid: dx=15mm, dy=15mm
Maximum value of SAR (interpolated) = 1.04 W/kg

Ch190/Zoom Scan (5x5x7)/Cube 0: Measurement grid: dx=8mm, dy=8mm, dz=5mm
Reference Value = 33.071 V/m; Power Drift = 0.04 dB
Peak SAR (extrapolated) = 1.213 mW/g
SAR(1 g) = 0.782 mW/g; SAR(10 g) = 0.490 mW/g
Maximum value of SAR (measured) = 1.01 W/kg

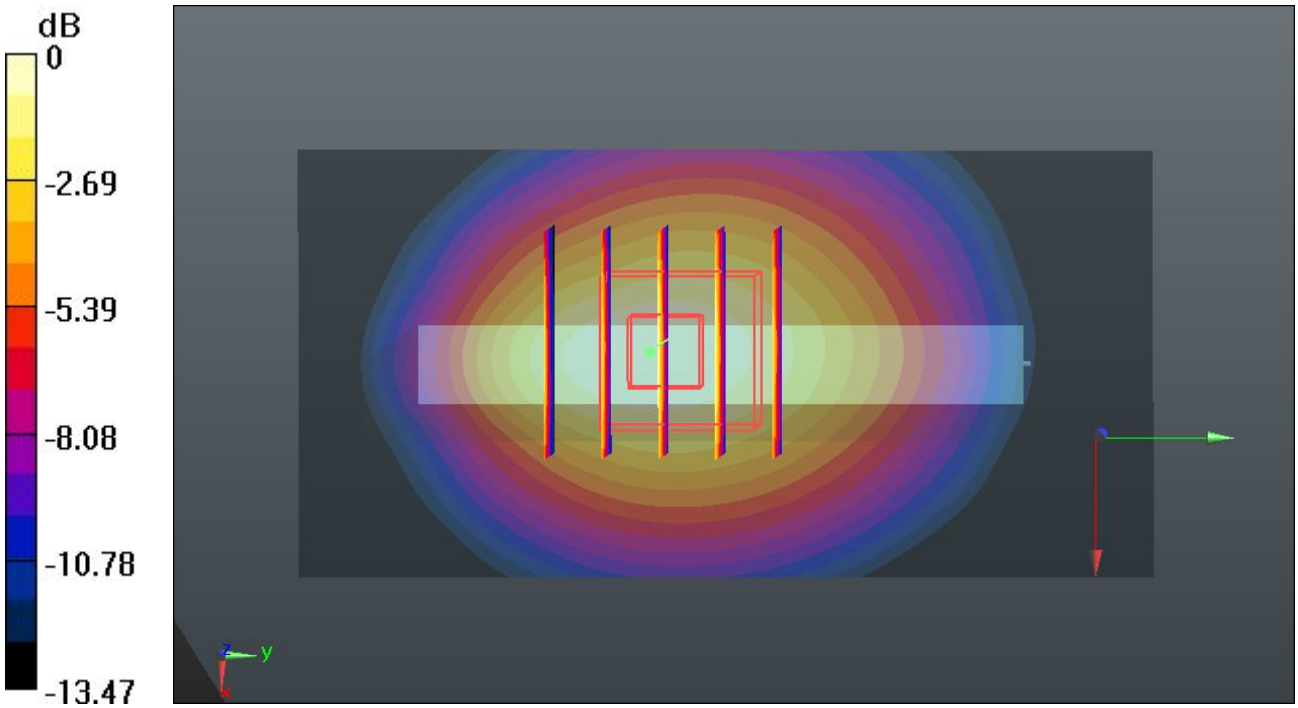

0 dB = 1.01 W/kg

Test Laboratory: Sporton International Inc. SAR/HAC Testing Lab Date: 07.03.2013

#176 GSM850_GPRS (2 Tx slots)_Bottom Side_1cm_Ch128_#3

DUT: MT1-U06

Communication System: GPRS/EDGE10; Frequency: 824.2 MHz;Duty Cycle: 1:4
Medium: MSL_835_130307 Medium parameters used: f = 824.2 MHz; σ = 0.967 mho/m; ε_r = 54.492; ρ = 1000 kg/m^3
Ambient Temperature：23.2 ℃; Liquid Temperature：21.7 ℃

DASY5 Configuration:
- Probe: EX3DV4 - SN3819; ConvF(9.5, 9.5, 9.5); Calibrated: 26.11.2012;
- Sensor-Surface: 2mm (Mechanical Surface Detection)
- Electronics: DAE4 Sn1303; Calibrated: 22.11.2012
- Phantom: SAM2; Type: QD000P40CD; Serial: TP:1671
- Measurement SW: DASY52, Version 52.8 (2); SEMCAD X Version 14.6.6 (6824)

Ch128/Area Scan (41x81x1): Interpolated grid: dx=15mm, dy=15mm
Maximum value of SAR (interpolated) = 0.924 W/kg

Ch128/Zoom Scan (5x5x7)/Cube 0: Measurement grid: dx=8mm, dy=8mm, dz=5mm
Reference Value = 31.055 V/m; Power Drift = 0.04 dB
Peak SAR (extrapolated) = 1.080 mW/g
SAR(1 g) = 0.693 mW/g; SAR(10 g) = 0.433 mW/g
Maximum value of SAR (measured) = 0.904 W/kg

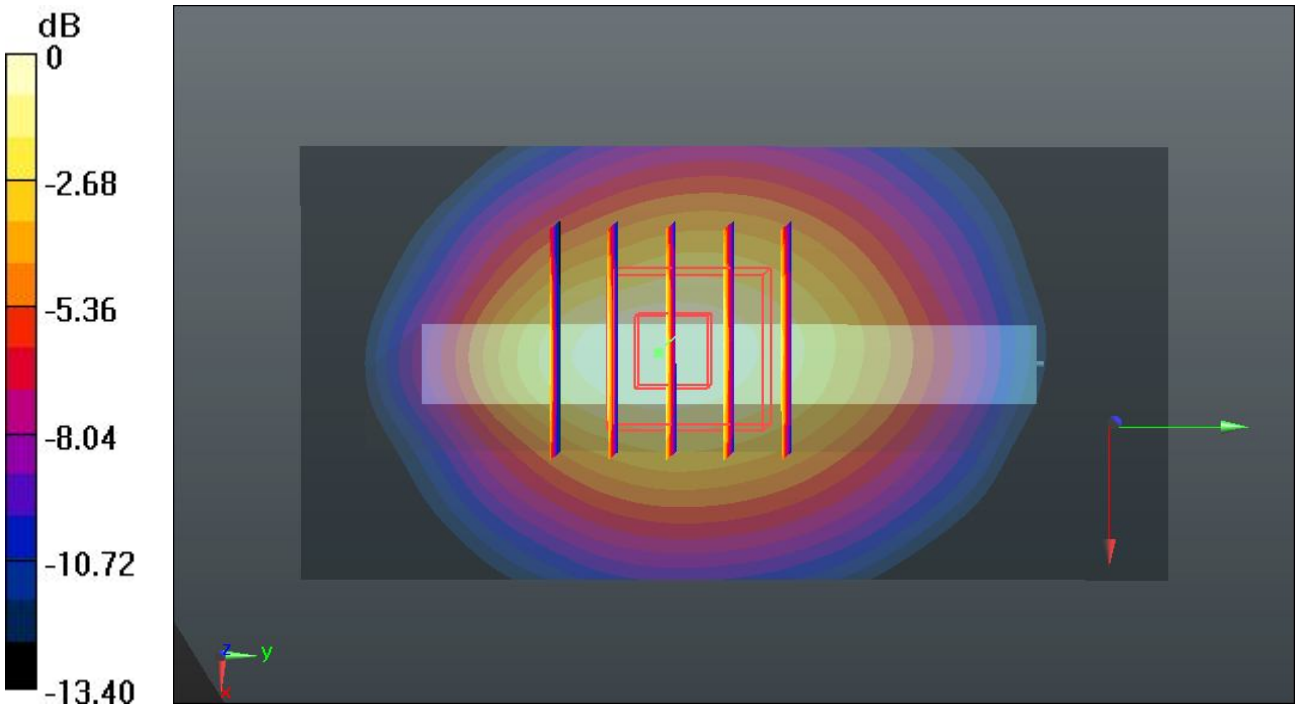

0 dB = 0.904 W/kg

Test Laboratory: Sporton International Inc. SAR/HAC Testing Lab Date: 07.03.2013

#177 GSM850_GPRS (2 Tx slots)_Bottom Side_1cm_Ch251_#3

DUT: MT1-U06

Communication System: GPRS/EDGE10; Frequency: 848.8 MHz;Duty Cycle: 1:4
Medium: MSL_835_130307 Medium parameters used: f = 849 MHz; σ = 0.991 mho/m; ε_r = 54.291; ρ = 1000 kg/m^3
Ambient Temperature：23.2 ℃; Liquid Temperature：21.7 ℃

DASY5 Configuration:
- Probe: EX3DV4 - SN3819; ConvF(9.5, 9.5, 9.5); Calibrated: 26.11.2012;
- Sensor-Surface: 2mm (Mechanical Surface Detection)
- Electronics: DAE4 Sn1303; Calibrated: 22.11.2012
- Phantom: SAM2; Type: QD000P40CD; Serial: TP:1671
- Measurement SW: DASY52, Version 52.8 (2); SEMCAD X Version 14.6.6 (6824)

Ch251/Area Scan (41x81x1): Interpolated grid: dx=15mm, dy=15mm
Maximum value of SAR (interpolated) = 1.00 W/kg

Ch251/Zoom Scan (5x5x7)/Cube 0: Measurement grid: dx=8mm, dy=8mm, dz=5mm
Reference Value = 32.047 V/m; Power Drift = 0.05 dB
Peak SAR (extrapolated) = 1.153 mW/g
SAR(1 g) = 0.736 mW/g; SAR(10 g) = 0.459 mW/g
Maximum value of SAR (measured) = 0.962 W/kg

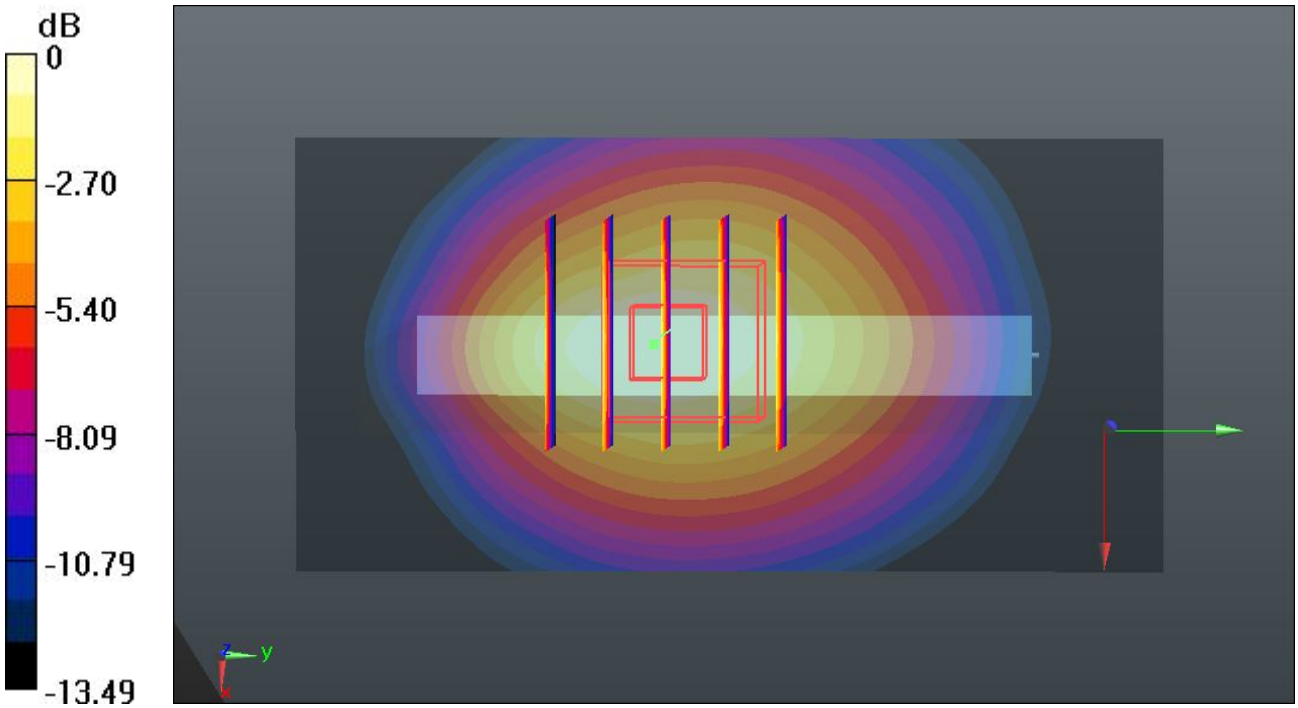

0 dB = 0.962 W/kg

Test Laboratory: Sporton International Inc. SAR/HAC Testing Lab Date: 08.02.2013

#30 GSM1900_EDGE (2 Tx slots)_Front_1cm_Ch512_#1

DUT: MT1-U06

Communication System: GPRS/EDGE10; Frequency: 1850.2 MHz;Duty Cycle: 1:4
Medium: MSL_1900_130208 Medium parameters used: f = 1850.2 MHz; σ = 1.44 mho/m; ε_r = 53.854; ρ = 1000 kg/m^3
Ambient Temperature：23.5 ℃; Liquid Temperature：21.5 ℃

DASY5 Configuration:
- Probe: EX3DV4 - SN3819; ConvF(7.67, 7.67, 7.67); Calibrated: 26.11.2012;
- Sensor-Surface: 2mm (Mechanical Surface Detection)
- Electronics: DAE4 Sn1303; Calibrated: 22.11.2012
- Phantom: SAM1; Type: QD000P40CD; Serial: TP:1670
- Measurement SW: DASY52, Version 52.8 (2); SEMCAD X Version 14.6.6 (6824)

Ch512/Area Scan (71x131x1): Interpolated grid: dx=15mm, dy=15mm
Maximum value of SAR (interpolated) = 1.10 W/kg

Ch512/Zoom Scan (5x5x7)/Cube 0: Measurement grid: dx=8mm, dy=8mm, dz=5mm
Reference Value = 28.657 V/m; Power Drift = -0.03 dB
Peak SAR (extrapolated) = 1.393 mW/g
SAR(1 g) = 0.814 mW/g; SAR(10 g) = 0.432 mW/g
Maximum value of SAR (measured) = 1.14 W/kg

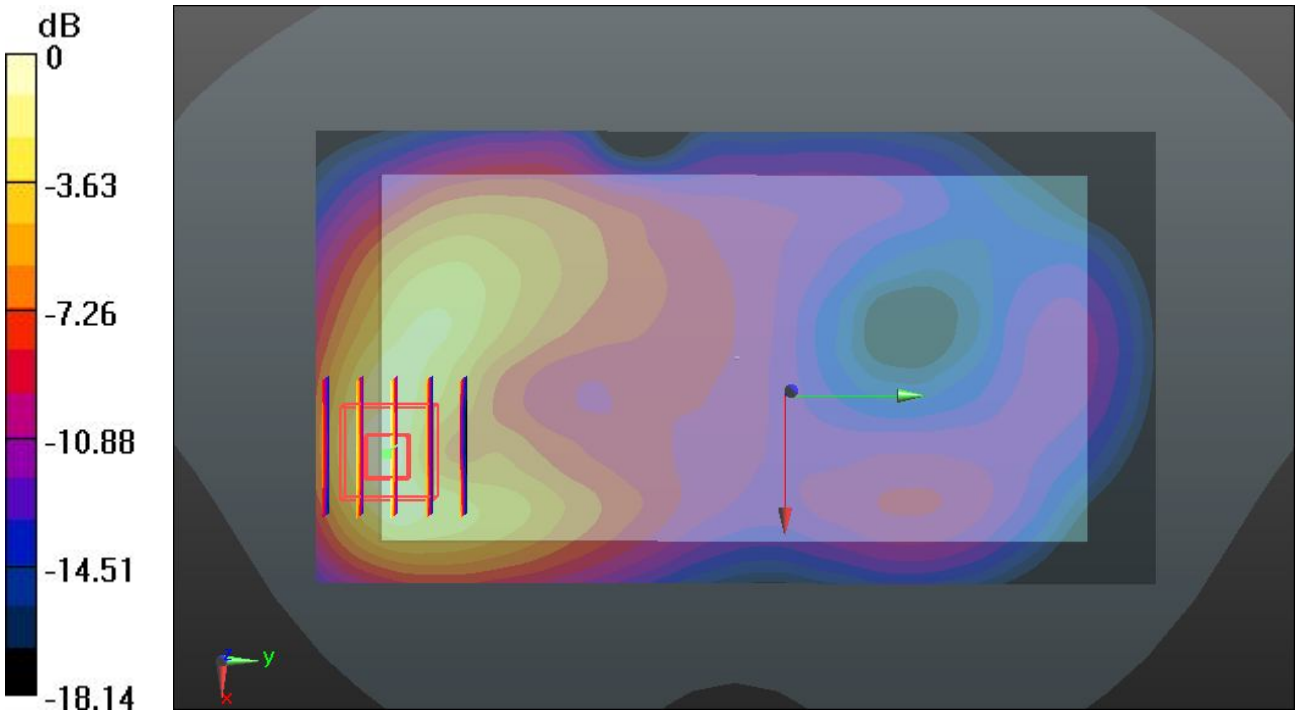

0 dB = 1.14 W/kg