Appendix B. SAR Measurement Plots

Table of contents
GSM850 Body
GSM1900 Body
UMTS Band II Body
UMTS Band IV Body
UMTS Band V Body
LTE Band II Body
LTE Band IV Body
LTE Band V Body
LTE Band VII Body
LTE Band XVII Body
LTE Band XXVI Body
WiFi 2.4G Body
WiFi 5G Body

Date: 2015-9-19

Test Laboratory: HUAWEI SAR/HAC Lab

T1-A22L GSM850 GPRS 2TS 190CH Back side 0mm

DUT: HUAWEI MediaPad T1 10; Type: T1-A22L; Serial: SAR2

Communication System: UID 0, HW-GSM\GPRS\EGPRS-2TS (0); Frequency: 836.6 MHz;Duty Cycle: 1:4.10015
Medium parameters used: f = 837 MHz; σ = 0.986 S/m; ε_r = 54.574; ρ = 1000 kg/m^3
Phantom section: Flat Section

DASY Configuration:

- Probe: EX3DV4 - SN3744; ConvF(8.82, 8.82, 8.82); Calibrated: 2015-7-24;
- Sensor-Surface: 3mm (Mechanical Surface Detection), z = 1.0, 31.0
- Electronics: DAE4 Sn1236; Calibrated: 2014-11-13
- Phantom: ELI v5.0; Type: ELI; Serial: TP:1111
- DASY52 52.8.8(1222); SEMCAD X 14.6.10(7331)

Configuration/Body/Area Scan (14x10x1): Measurement grid: dx=15mm, dy=15mm
Maximum value of SAR (measured) = 0.726 W/kg

Configuration/Body/Zoom Scan (7x6x7)/Cube 0: Measurement grid: dx=8mm, dy=8mm, dz=5mm
Reference Value = 0.7120 V/m; Power Drift = 0.18 dB
Peak SAR (extrapolated) = 1.43 W/kg
SAR(1 g) = 0.660 W/kg; SAR(10 g) = 0.354 W/kg
Maximum value of SAR (measured) = 0.802 W/kg

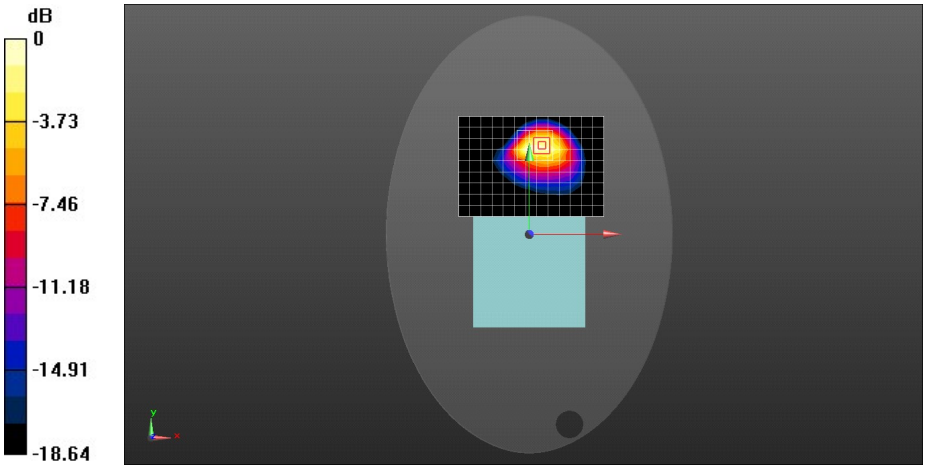

0 dB = 0.802 W/kg = -0.96 dBW/kg

Test Laboratory: HUAWEI SAR/HAC Lab

T1-A22L LTE GSM850 GPRS 2TS 251CH Top side 0mm-Repeated

DUT: HUAWEI MediaPad T1 10; Type: T1-A22L; Serial: SAR2

Communication System: UID 0, HW-GSM\GPRS\EGPRS-2TS (0); Frequency: 848.8 MHz;Duty Cycle: 1:4.10015
Medium parameters used: f = 849 MHz; σ = 1.001 S/m; ε_r = 54.478; ρ = 1000 kg/m^3
Phantom section: Flat Section

DASY Configuration:

- Probe: EX3DV4 - SN3744; ConvF(8.82, 8.82, 8.82); Calibrated: 2015-7-24;
- Sensor-Surface: 3mm (Mechanical Surface Detection), z = 1.0, 31.0
- Electronics: DAE4 Sn1236; Calibrated: 2014-11-13
- Phantom: ELI v5.0; Type: ELI; Serial: TP:1111
- DASY52 52.8.8(1222); SEMCAD X 14.6.10(7331)

Configuration/Body/Area Scan (7x14x1): Measurement grid: dx=15mm, dy=15mm
Maximum value of SAR (measured) = 1.33 W/kg

Configuration/Body/Zoom Scan (5x5x7)/Cube 0: Measurement grid: dx=8mm, dy=8mm, dz=5mm
Reference Value = 31.10 V/m; Power Drift = 0.02 dB
Peak SAR (extrapolated) = 1.94 W/kg
SAR(1 g) = 1.02 W/kg; SAR(10 g) = 0.535 W/kg
Maximum value of SAR (measured) = 1.36 W/kg

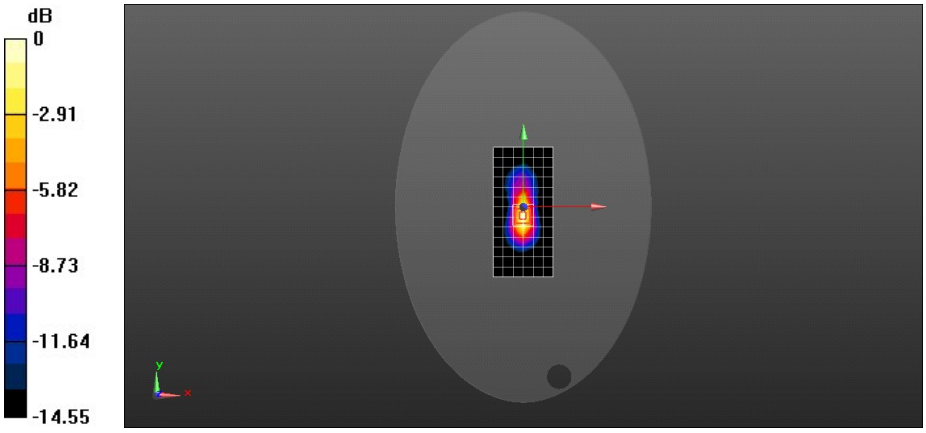

0 dB = 1.36 W/kg = 1.33 dBW/kg

Test Laboratory: HUAWEI SAR/HAC Lab

T1-A22L LTE GSM850 GPRS 2TS 190CH Top side 19mm

DUT: HUAWEI MediaPad T1 10; Type: T1-A22L; Serial: SAR2

Communication System: UID 0, HW-GSM\GPRS\EGPRS-2TS (0); Frequency: 836.6 MHz;Duty Cycle: 1:4.10015
Medium parameters used: f = 837 MHz; σ = 0.986 S/m; ε_r = 54.574; ρ = 1000 kg/m^3
Phantom section: Flat Section

DASY Configuration:

- Probe: EX3DV4 - SN3744; ConvF(8.82, 8.82, 8.82); Calibrated: 2015-7-24;
- Sensor-Surface: 3mm (Mechanical Surface Detection), z = 1.0, 31.0
- Electronics: DAE4 Sn1236; Calibrated: 2014-11-13
- Phantom: ELI v5.0; Type: ELI; Serial: TP:1111
- DASY52 52.8.8(1222); SEMCAD X 14.6.10(7331)

Configuration/Body/Area Scan (7x14x1): Measurement grid: dx=15mm, dy=15mm
Maximum value of SAR (measured) = 0.240 W/kg

Configuration/Body/Zoom Scan (5x5x7)/Cube 0: Measurement grid: dx=8mm, dy=8mm, dz=5mm
Reference Value = 14.72 V/m; Power Drift = 0.03 dB
Peak SAR (extrapolated) = 0.301 W/kg
SAR(1 g) = 0.214 W/kg; SAR(10 g) = 0.143 W/kg
Maximum value of SAR (measured) = 0.247 W/kg

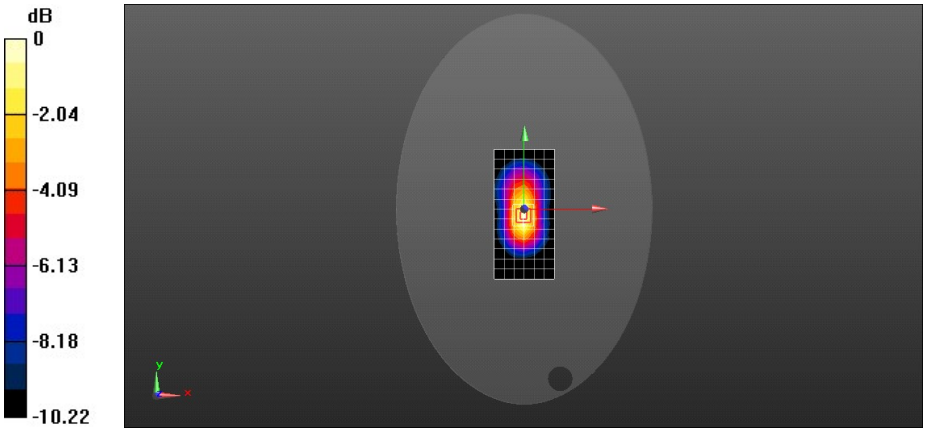

0 dB = 0.247 W/kg = -6.07 dBW/kg

Test Laboratory: HUAWEI SAR/HAC Lab

T1-A22L GSM1900 GPRS 2TS 661CH Back side 0mm

DUT: HUAWEI MediaPad T1 10; Type: T1-A22L; Serial: SAR2

Communication System: UID 0, HW-GSM\GPRS\EGPRS-2TS (0); Frequency: 1880 MHz;Duty Cycle: 1:4.10015
Medium parameters used: f = 1880 MHz; σ = 1.547 S/m; ε_r = 52.525; ρ = 1000 kg/m^3
Phantom section: Flat Section

DASY Configuration:

- Probe: EX3DV4 - SN3744; ConvF(7.24, 7.24, 7.24); Calibrated: 2015-7-24;
- Sensor-Surface: 3mm (Mechanical Surface Detection), z = 1.0, 31.0
- Electronics: DAE4 Sn1236; Calibrated: 2014-11-13
- Phantom: ELI v5.0; Type: ELI; Serial: TP:1111
- DASY52 52.8.8(1222); SEMCAD X 14.6.10(7331)

Configuration/Body/Area Scan (15x11x1): Measurement grid: dx=15mm, dy=15mm
Maximum value of SAR (measured) = 0.748 W/kg

Configuration/Body/Zoom Scan (5x5x7)/Cube 0: Measurement grid: dx=8mm, dy=8mm, dz=5mm
Reference Value = 0.5500 V/m; Power Drift = -0.04 dB
Peak SAR (extrapolated) = 1.62 W/kg
SAR(1 g) = 0.727 W/kg; SAR(10 g) = 0.309 W/kg
Maximum value of SAR (measured) = 0.888 W/kg

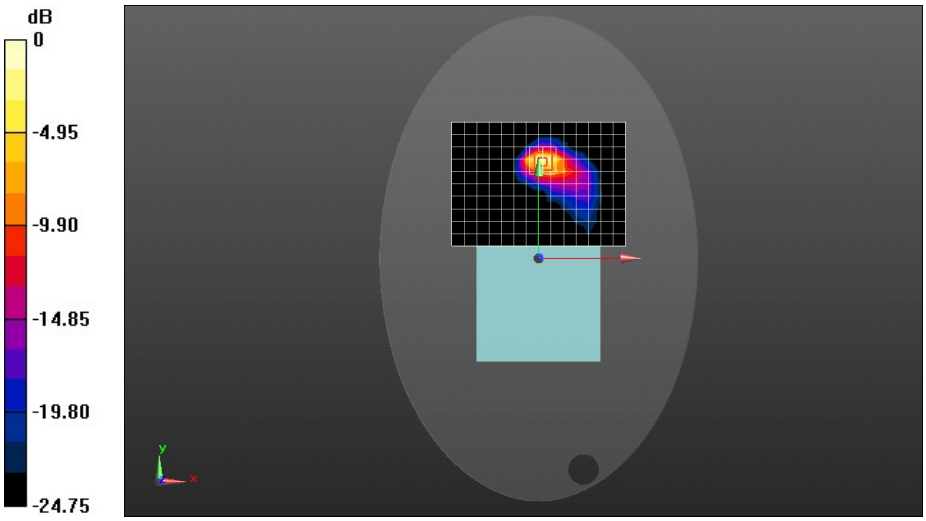

0 dB = 0.888 W/kg = -0.51 dBW/kg

Test Laboratory: HUAWEI SAR/HAC Lab

T1-A22L GSM1900 810CH Back side with Headset 0mm

DUT: HUAWEI MediaPad T1 10; Type: T1-A22L; Serial: SAR2

Communication System: UID 0, HW-GSM\GPRS\EGPRS-1TS (0); Frequency: 1909.8 MHz;Duty Cycle: 1:8.30042
Medium parameters used: f = 1910 MHz; σ = 1.575 S/m; ε_r = 52.39; ρ = 1000 kg/m^3
Phantom section: Flat Section

DASY Configuration:

- Probe: EX3DV4 - SN3744; ConvF(7.24, 7.24, 7.24); Calibrated: 2015-7-24;
- Sensor-Surface: 3mm (Mechanical Surface Detection), z = 1.0, 31.0
- Electronics: DAE4 Sn1236; Calibrated: 2014-11-13
- Phantom: ELI v5.0; Type: ELI; Serial: TP:1111
- DASY52 52.8.8(1222); SEMCAD X 14.6.10(7331)

Configuration/Body/Area Scan (15x11x1): Measurement grid: dx=15mm, dy=15mm
Maximum value of SAR (measured) = 0.797 W/kg

Configuration/Body/Zoom Scan (5x5x7)/Cube 0: Measurement grid: dx=8mm, dy=8mm, dz=5mm
Reference Value = 0 V/m; Power Drift = 0.00 dB
Peak SAR (extrapolated) = 1.83 W/kg
SAR(1 g) = 0.823 W/kg; SAR(10 g) = 0.349 W/kg
Maximum value of SAR (measured) = 1.11 W/kg

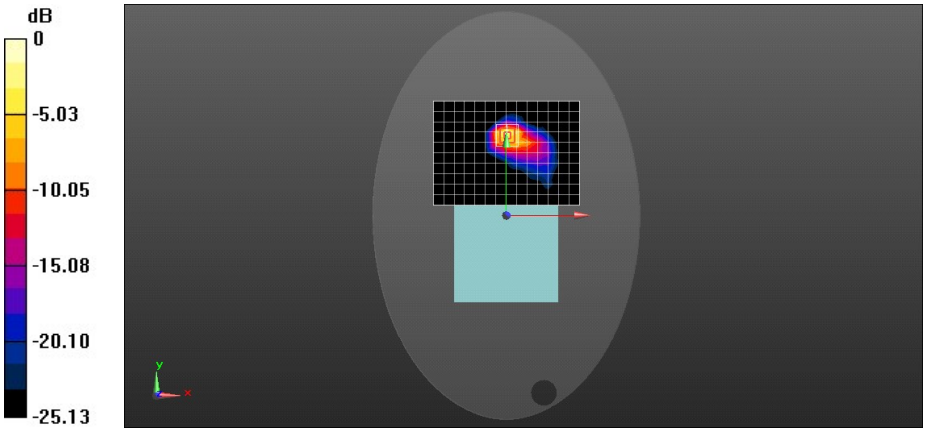

0 dB = 1.11 W/kg = 0.46 dBW/kg

Date: 2015-9-22

Test Laboratory: HUAWEI SAR/HAC Lab

T1-A22L GSM1900 GSM 810CH Back side with Headset 16mm

DUT: HUAWEI MediaPad T1 10; Type: T1-A22L; Serial: SAR2

Communication System: UID 0, HW-GSM\GPRS\EGPRS-1TS (0); Frequency: 1909.8 MHz;Duty Cycle: 1:8.30042
Medium parameters used: f = 1910 MHz; σ = 1.575 S/m; ε_r = 52.39; ρ = 1000 kg/m^3
Phantom section: Flat Section

DASY Configuration:

- Probe: EX3DV4 - SN3744; ConvF(7.24, 7.24, 7.24); Calibrated: 2015-7-24;
- Sensor-Surface: 3mm (Mechanical Surface Detection), z = 1.0, 31.0
- Electronics: DAE4 Sn1236; Calibrated: 2014-11-13
- Phantom: ELI v5.0; Type: ELI; Serial: TP:1111
- DASY52 52.8.8(1222); SEMCAD X 14.6.10(7331)

Configuration/Body/Area Scan (15x11x1): Measurement grid: dx=15mm, dy=15mm
Maximum value of SAR (measured) = 0.535 W/kg

Configuration/Body/Zoom Scan (5x5x7)/Cube 0: Measurement grid: dx=8mm, dy=8mm, dz=5mm
Reference Value = 1.557 V/m; Power Drift = -0.07 dB
Peak SAR (extrapolated) = 1.19 W/kg
SAR(1 g) = 0.666 W/kg; SAR(10 g) = 0.340 W/kg
Maximum value of SAR (measured) = 0.834 W/kg

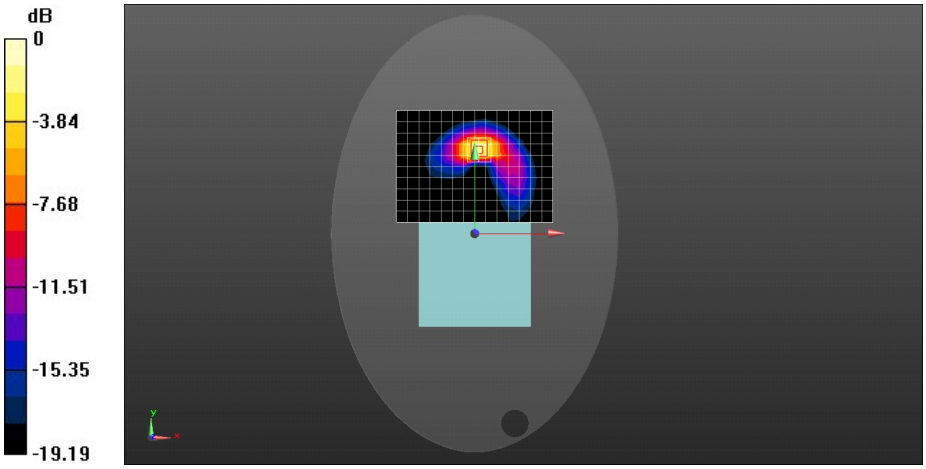

0 dB = 0.834 W/kg = -0.79 dBW/kg

Date: 2015-9-21

Test Laboratory: HUAWEI SAR/HAC Lab

T1-A22L UMTS Band II 9400CH Back side 0mm

DUT: HUAWEI MediaPad T1 10; Type: T1-A22L; Serial: SAR2

Communication System: UID 0, HW-UMTS-FDD(WCDMA) (0); Frequency: 1880 MHz;Duty Cycle: 1:1
Medium parameters used: f = 1880 MHz; σ = 1.547 S/m; ε_r = 52.525; ρ = 1000 kg/m^3
Phantom section: Flat Section

DASY Configuration:

- Probe: EX3DV4 - SN3744; ConvF(7.24, 7.24, 7.24); Calibrated: 2015-7-24;
- Sensor-Surface: 3mm (Mechanical Surface Detection), z = 1.0, 31.0
- Electronics: DAE4 Sn1236; Calibrated: 2014-11-13
- Phantom: ELI v5.0; Type: ELI; Serial: TP:1111
- DASY52 52.8.8(1222); SEMCAD X 14.6.10(7331)

Configuration/Body/Area Scan (15x11x1): Measurement grid: dx=15mm, dy=15mm
Maximum value of SAR (measured) = 1.38 W/kg

Configuration/Body/Zoom Scan (5x5x7)/Cube 0: Measurement grid: dx=8mm, dy=8mm, dz=5mm
Reference Value = 0 V/m; Power Drift = 0.00 dB
Peak SAR (extrapolated) = 2.56 W/kg
SAR(1 g) = 1.14 W/kg; SAR(10 g) = 0.473 W/kg
Maximum value of SAR (measured) = 1.55 W/kg

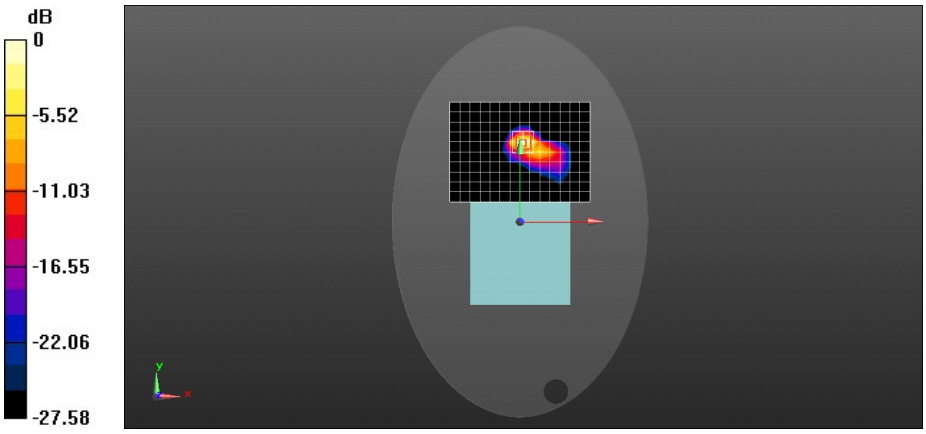

0 dB = 1.55 W/kg = 1.89 dBW/kg

Test Laboratory: HUAWEI SAR/HAC Lab

T1-A22L UMTS Band II 9262CH Back side 16mm

DUT: HUAWEI MediaPad T1 10; Type: T1-A22L; Serial: SAR2

Communication System: UID 0, HW-UMTS-FDD(WCDMA) (0); Frequency: 1852.4 MHz;Duty Cycle: 1:1
Medium parameters used (interpolated): f = 1852.4 MHz; σ = 1.522 S/m; ε_r = 52.047; ρ = 1000 kg/m^3
Phantom section: Flat Section

DASY Configuration:

- Probe: EX3DV4 - SN3744; ConvF(7.24, 7.24, 7.24); Calibrated: 2015-7-24;
- Sensor-Surface: 3mm (Mechanical Surface Detection), z = 1.0, 31.0
- Electronics: DAE4 Sn1236; Calibrated: 2014-11-13
- Phantom: ELI v5.0; Type: ELI; Serial: TP:1111
- DASY52 52.8.8(1222); SEMCAD X 14.6.10(7331)

Configuration/Body/Area Scan (15x11x1): Measurement grid: dx=15mm, dy=15mm

Info: Interpolated medium parameters used for SAR evaluation.
Maximum value of SAR (measured) = 0.993 W/kg

Configuration/Body/Zoom Scan (5x5x7)/Cube 0: Measurement grid: dx=8mm, dy=8mm, dz=5mm
Reference Value = 1.868 V/m; Power Drift = 0.16 dB
Peak SAR (extrapolated) = 1.37 W/kg
SAR(1 g) = 0.783 W/kg; SAR(10 g) = 0.423 W/kg

Info: Interpolated medium parameters used for SAR evaluation.
Maximum value of SAR (measured) = 0.975 W/kg

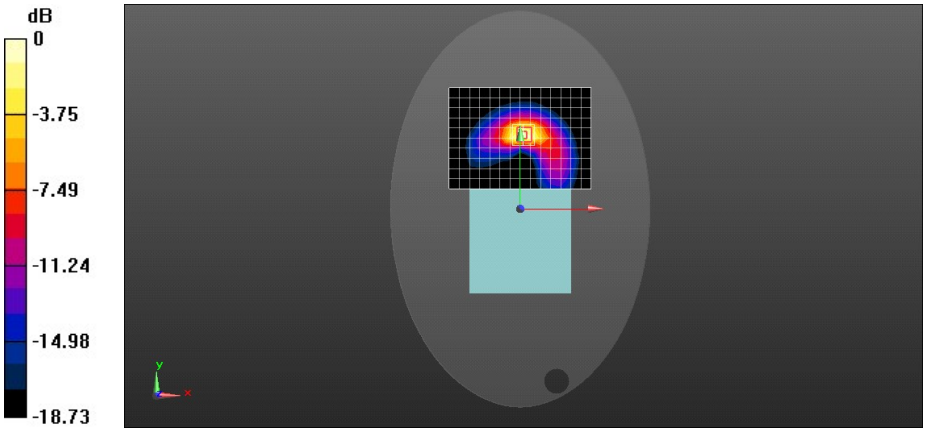

0 dB = 0.975 W/kg = -0.11 dBW/kg

Test Laboratory: HUAWEI SAR/HAC Lab

T1-A22L UMTS Band IV 1413CH Back side with Headset 0mm

DUT: HUAWEI MediaPad T1 10; Type: T1-A22L; Serial: SAR2

Communication System: UID 0, HW-UMTS-FDD(WCDMA) (0); Frequency: 1732.6 MHz;Duty Cycle: 1:1
Medium parameters used: f = 1733 MHz; σ = 1.496 S/m; ε_r = 52.101; ρ = 1000 kg/m^3
Phantom section: Flat Section

DASY Configuration:

- Probe: EX3DV4 - SN3744; ConvF(7.45, 7.45, 7.45); Calibrated: 2015-7-24;
- Sensor-Surface: 3mm (Mechanical Surface Detection), z = 1.0, 31.0
- Electronics: DAE4 Sn1236; Calibrated: 2014-11-13
- Phantom: ELI v5.0; Type: ELI; Serial: TP:1111
- DASY52 52.8.8(1222); SEMCAD X 14.6.10(7331)

Configuration/Body/Area Scan (14x10x1): Measurement grid: dx=15mm, dy=15mm
Maximum value of SAR (measured) = 1.25 W/kg

Configuration/Body/Zoom Scan (5x5x7)/Cube 0: Measurement grid: dx=8mm, dy=8mm, dz=5mm
Reference Value = 0.8880 V/m; Power Drift = -0.15 dB
Peak SAR (extrapolated) = 2.54 W/kg
SAR(1 g) = 1.18 W/kg; SAR(10 g) = 0.519 W/kg
Maximum value of SAR (measured) = 1.51 W/kg

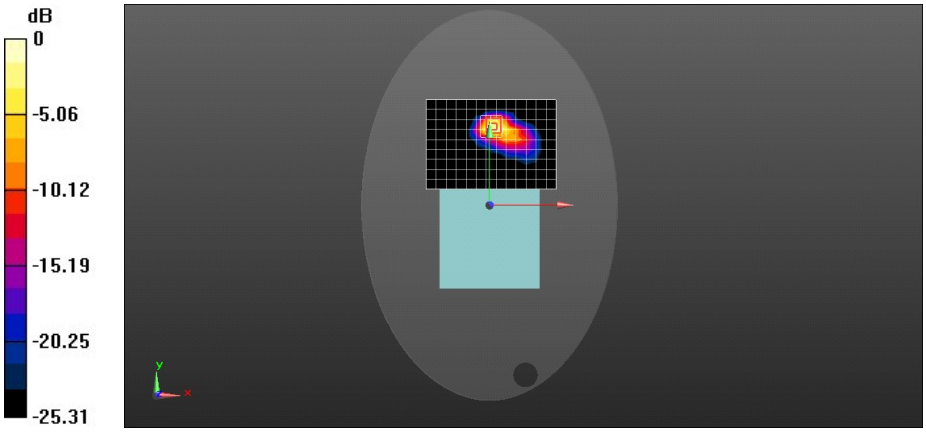

0 dB = 1.51 W/kg = 1.78 dBW/kg

Test Laboratory: HUAWEI SAR/HAC Lab

T1-A22L UMTS Band IV 1513CH Back side with Headset 16mm

DUT: HUAWEI MediaPad T1 10; Type: T1-A22L; Serial: SAR2

Communication System: UID 0, HW-UMTS-FDD(WCDMA) (0); Frequency: 1752.6 MHz;Duty Cycle: 1:1
Medium parameters used: f = 1753 MHz; σ = 1.442 S/m; ε_r = 51.388; ρ = 1000 kg/m^3
Phantom section: Flat Section

DASY Configuration:

- Probe: EX3DV4 - SN3744; ConvF(7.45, 7.45, 7.45); Calibrated: 2015-7-24;
- Sensor-Surface: 3mm (Mechanical Surface Detection), z = 1.0, 31.0
- Electronics: DAE4 Sn1236; Calibrated: 2014-11-13
- Phantom: ELI v5.0; Type: ELI; Serial: TP:1111
- DASY52 52.8.8(1222); SEMCAD X 14.6.10(7331)

Configuration/Body/Area Scan (14x10x1): Measurement grid: dx=15mm, dy=15mm
Maximum value of SAR (measured) = 0.883 W/kg

Configuration/Body/Zoom Scan (5x5x7)/Cube 0: Measurement grid: dx=8mm, dy=8mm, dz=5mm
Reference Value = 2.286 V/m; Power Drift = 0.13 dB
Peak SAR (extrapolated) = 1.23 W/kg
SAR(1 g) = 0.730 W/kg; SAR(10 g) = 0.396 W/kg
Maximum value of SAR (measured) = 0.885 W/kg

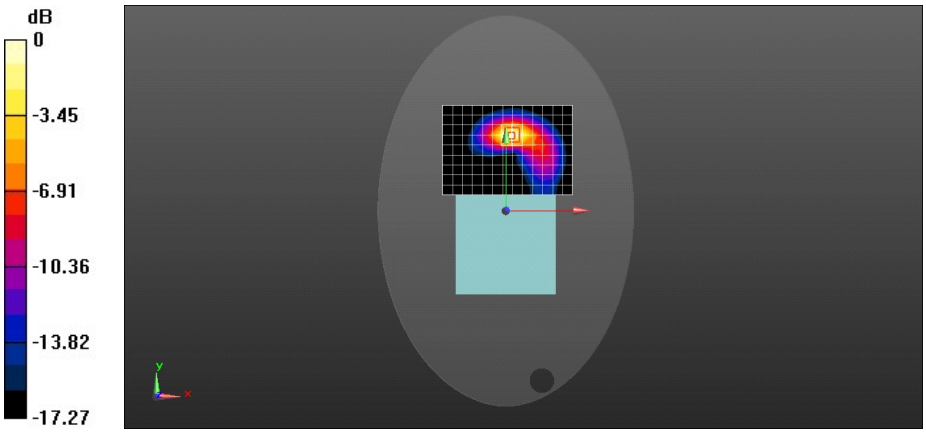

0 dB = 0.885 W/kg = -0.53 dBW/kg

Date: 2015-10-9

Test Laboratory: HUAWEI SAR/HAC Lab

T1-A22L UMTS Band V 4182CH Back side 0mm

DUT: HUAWEI MediaPad T1 10; Type: T1-A22L; Serial: SAR2

Communication System: UID 0, HW-UMTS-FDD(WCDMA) (0); Frequency: 836.4 MHz;Duty Cycle: 1:1
Medium parameters used (interpolated): f = 836.4 MHz; σ = 0.994 S/m; ε_r = 55.254; ρ = 1000 kg/m^3
Phantom section: Flat Section

DASY Configuration:

- Probe: EX3DV4 - SN3744; ConvF(8.82, 8.82, 8.82); Calibrated: 2015-7-24;
- Sensor-Surface: 3mm (Mechanical Surface Detection), z = 1.0, 31.0
- Electronics: DAE4 Sn1236; Calibrated: 2014-11-13
- Phantom: ELI v5.0; Type: ELI; Serial: TP:1111
- DASY52 52.8.8(1222); SEMCAD X 14.6.10(7331)

Configuration/Body/Area Scan (14x10x1): Measurement grid: dx=15mm, dy=15mm

Info: Interpolated medium parameters used for SAR evaluation.
Maximum value of SAR (measured) = 0.432 W/kg

Configuration/Body/Zoom Scan (5x5x7)/Cube 0: Measurement grid: dx=8mm, dy=8mm, dz=5mm
Reference Value = 0 V/m; Power Drift = 0.02 dB
Peak SAR (extrapolated) = 0.737 W/kg
SAR(1 g) = 0.352 W/kg; SAR(10 g) = 0.189 W/kg

Info: Interpolated medium parameters used for SAR evaluation.
Maximum value of SAR (measured) = 0.464 W/kg

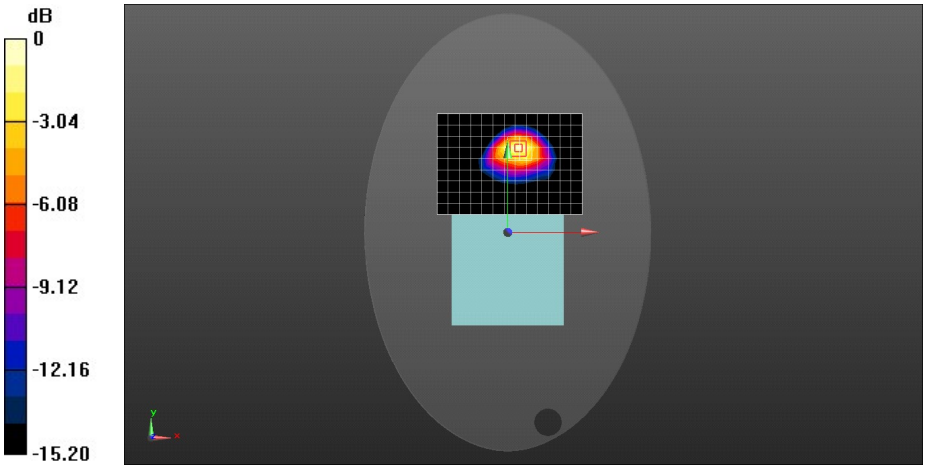

0 dB = 0.464 W/kg = -3.33 dBW/kg

Date: 2015-10-9

Test Laboratory: HUAWEI SAR/HAC Lab

T1-A22L UMTS Band V 4182CH Top side 0mm

DUT: HUAWEI MediaPad T1 10; Type: T1-A22L; Serial: SAR2

Communication System: UID 0, HW-UMTS-FDD(WCDMA) (0); Frequency: 836.4 MHz;Duty Cycle: 1:1
Medium parameters used (interpolated): f = 836.4 MHz; σ = 0.988 S/m; ε_r = 52.815; ρ = 1000 kg/m^3
Phantom section: Flat Section

DASY Configuration:

- Probe: EX3DV4 - SN3744; ConvF(8.82, 8.82, 8.82); Calibrated: 2015-7-24;
- Sensor-Surface: 3mm (Mechanical Surface Detection), z = 1.0, 31.0
- Electronics: DAE4 Sn1236; Calibrated: 2014-11-13
- Phantom: ELI v5.0; Type: ELI; Serial: TP:1111
- DASY52 52.8.8(1222); SEMCAD X 14.6.10(7331)

Configuration/Body/Area Scan (7x14x1): Measurement grid: dx=15mm, dy=15mm

Info: Interpolated medium parameters used for SAR evaluation.
Maximum value of SAR (measured) = 0.612 W/kg

Configuration/Body/Zoom Scan (5x5x7)/Cube 0: Measurement grid: dx=8mm, dy=8mm, dz=5mm
Reference Value = 18.92 V/m; Power Drift = 0.08 dB
Peak SAR (extrapolated) = 1.08 W/kg
SAR(1 g) = 0.580 W/kg; SAR(10 g) = 0.310 W/kg

Info: Interpolated medium parameters used for SAR evaluation.
Maximum value of SAR (measured) = 0.712 W/kg

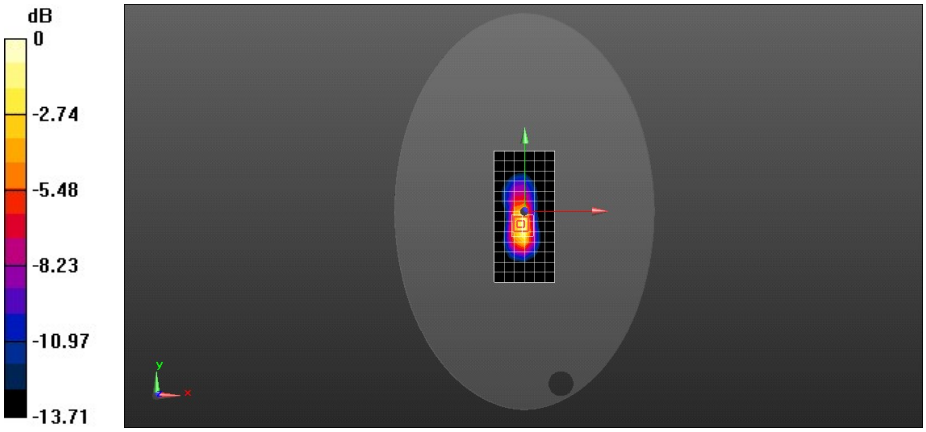

0 dB = 0.712 W/kg = -1.48 dBW/kg

Date: 2015-10-10

Test Laboratory: HUAWEI SAR/HAC Lab

T1-A22L UMTS Band V 4182CH Back side with Headset 16mm

DUT: HUAWEI MediaPad T1 10; Type: T1-A22L; Serial: SAR2

Communication System: UID 0, HW-UMTS-FDD(WCDMA) (0); Frequency: 836.4 MHz;Duty Cycle: 1:1
Medium parameters used (interpolated): f = 836.4 MHz; σ = 0.986 S/m; ε_r = 54.577; ρ = 1000 kg/m^3
Phantom section: Flat Section

DASY Configuration:

- Probe: EX3DV4 - SN3744; ConvF(8.82, 8.82, 8.82); Calibrated: 2015-7-24;
- Sensor-Surface: 3mm (Mechanical Surface Detection), z = 1.0, 31.0
- Electronics: DAE4 Sn1236; Calibrated: 2014-11-13
- Phantom: ELI v5.0; Type: ELI; Serial: TP:1111
- DASY52 52.8.8(1222); SEMCAD X 14.6.10(7331)

Configuration/Body/Area Scan (14x10x1): Measurement grid: dx=15mm, dy=15mm

Info: Interpolated medium parameters used for SAR evaluation.
Maximum value of SAR (measured) = 0.123 W/kg

Configuration/Body/Zoom Scan (5x5x7)/Cube 0: Measurement grid: dx=8mm, dy=8mm, dz=5mm
Reference Value = 3.501 V/m; Power Drift = -0.08 dB
Peak SAR (extrapolated) = 0.166 W/kg
SAR(1 g) = 0.113 W/kg; SAR(10 g) = 0.076 W/kg

Info: Interpolated medium parameters used for SAR evaluation.
Maximum value of SAR (measured) = 0.130 W/kg

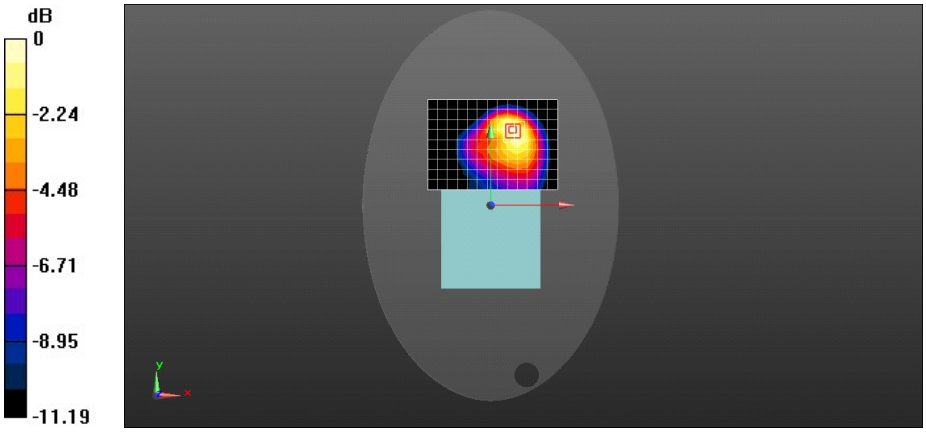

0 dB = 0.130 W/kg = -8.87 dBW/kg

Date: 2015-9-21

Test Laboratory: HUAWEI SAR/HAC Lab

T1-A22L LTE Band II 20M QPSK 1RB#0 18700CH Back side 0mm

DUT: HUAWEI MediaPad T1 10; Type: T1-A22L; Serial: SAR2

Communication System: UID 0, LTE-FDD (SC-FDMA, 20MHz, QPSK/16-QAM) (0); Frequency: 1860 MHz;Duty Cycle: 1:1
Medium parameters used: f = 1860 MHz; σ = 1.525 S/m; ε_r = 52.596; ρ = 1000 kg/m^3
Phantom section: Flat Section

DASY Configuration:

- Probe: EX3DV4 - SN3744; ConvF(7.24, 7.24, 7.24); Calibrated: 2015-7-24;
- Sensor-Surface: 3mm (Mechanical Surface Detection), z = 1.0, 31.0
- Electronics: DAE4 Sn1236; Calibrated: 2014-11-13
- Phantom: ELI v5.0; Type: ELI; Serial: TP:1111
- DASY52 52.8.8(1222); SEMCAD X 14.6.10(7331)

Configuration/Body/Area Scan (14x10x1): Measurement grid: dx=15mm, dy=15mm
Maximum value of SAR (measured) = 0.619 W/kg

Configuration/Body/Zoom Scan (5x5x7)/Cube 0: Measurement grid: dx=8mm, dy=8mm, dz=5mm
Reference Value = 0 V/m; Power Drift = 0.00 dB
Peak SAR (extrapolated) = 1.91 W/kg
SAR(1 g) = 0.851 W/kg; SAR(10 g) = 0.357 W/kg
Maximum value of SAR (measured) = 1.12 W/kg

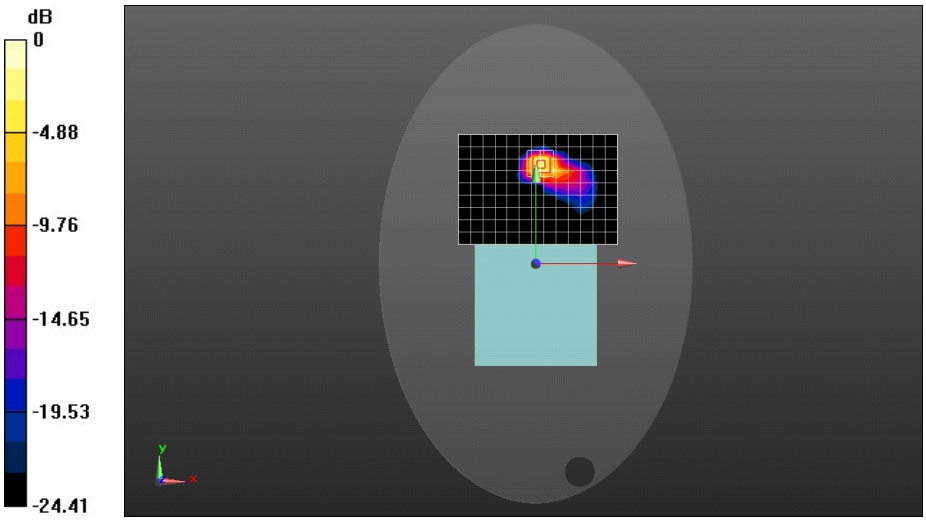

0 dB = 1.12 W/kg = 0.48 dBW/kg

Date: 2015-9-21

Test Laboratory: HUAWEI SAR/HAC Lab

T1-A22L LTE Band II 20M QPSK 1RB#0 19100CH Back side 0mm-Repeated

DUT: HUAWEI MediaPad T1 10; Type: T1-A22L; Serial: SAR2

Communication System: UID 0, LTE-FDD (SC-FDMA, 20MHz, QPSK/16-QAM) (0); Frequency: 1900 MHz;Duty Cycle: 1:1
Medium parameters used: f = 1900 MHz; σ = 1.566 S/m; ε_r = 52.434; ρ = 1000 kg/m^3
Phantom section: Flat Section

DASY Configuration:

- Probe: EX3DV4 - SN3744; ConvF(7.24, 7.24, 7.24); Calibrated: 2015-7-24;
- Sensor-Surface: 3mm (Mechanical Surface Detection), z = 1.0, 31.0
- Electronics: DAE4 Sn1236; Calibrated: 2014-11-13
- Phantom: ELI v5.0; Type: ELI; Serial: TP:1111
- DASY52 52.8.8(1222); SEMCAD X 14.6.10(7331)

Configuration/Body/Area Scan (14x10x1): Measurement grid: dx=15mm, dy=15mm
Maximum value of SAR (measured) = 1.01 W/kg

Configuration/Body/Zoom Scan (6x6x7)/Cube 0: Measurement grid: dx=8mm, dy=8mm, dz=5mm
Reference Value = 0 V/m; Power Drift = 0.00 dB
Peak SAR (extrapolated) = 1.97 W/kg
SAR(1 g) = 0.869 W/kg; SAR(10 g) = 0.356 W/kg
Maximum value of SAR (measured) = 1.12 W/kg

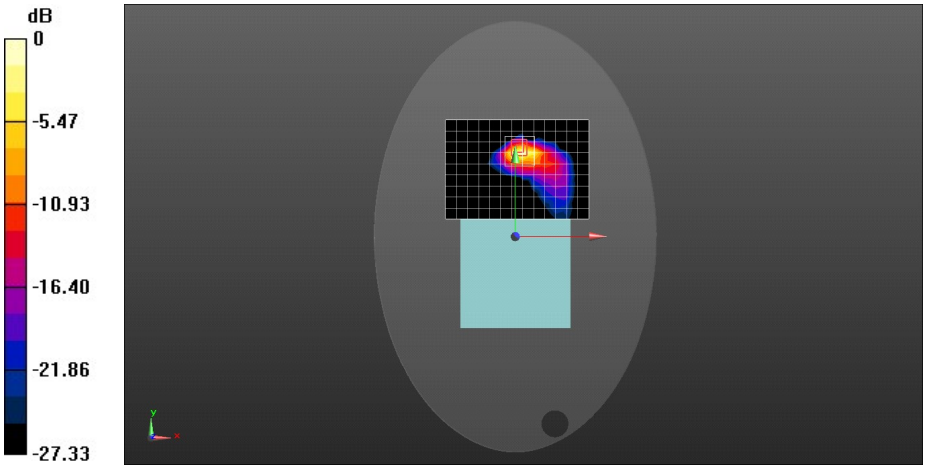

0 dB = 1.12 W/kg = 0.49 dBW/kg

Test Laboratory: HUAWEI SAR/HAC Lab

T1-A22L LTE Band II 20M QPSK 1RB#0 18900CH Back side 16mm

DUT: HUAWEI MediaPad T1 10; Type: T1-A22L; Serial: SAR2

Communication System: UID 0, LTE-FDD (SC-FDMA, 20MHz, QPSK/16-QAM) (0); Frequency: 1880 MHz;Duty Cycle: 1:1
Medium parameters used: f = 1880 MHz; σ = 1.547 S/m; ε_r = 52.525; ρ = 1000 kg/m^3
Phantom section: Flat Section

DASY Configuration:

- Probe: EX3DV4 - SN3744; ConvF(7.24, 7.24, 7.24); Calibrated: 2015-7-24;
- Sensor-Surface: 3mm (Mechanical Surface Detection), z = 1.0, 31.0
- Electronics: DAE4 Sn1236; Calibrated: 2014-11-13
- Phantom: ELI v5.0; Type: ELI; Serial: TP:1111
- DASY52 52.8.8(1222); SEMCAD X 14.6.10(7331)

Configuration/Body/Area Scan (14x10x1): Measurement grid: dx=15mm, dy=15mm
Maximum value of SAR (measured) = 1.31 W/kg

Configuration/Body/Zoom Scan (5x5x7)/Cube 0: Measurement grid: dx=8mm, dy=8mm, dz=5mm
Reference Value = 1.784 V/m; Power Drift = -0.05 dB
Peak SAR (extrapolated) = 1.70 W/kg
SAR(1 g) = 0.966 W/kg; SAR(10 g) = 0.496 W/kg
Maximum value of SAR (measured) = 1.19 W/kg

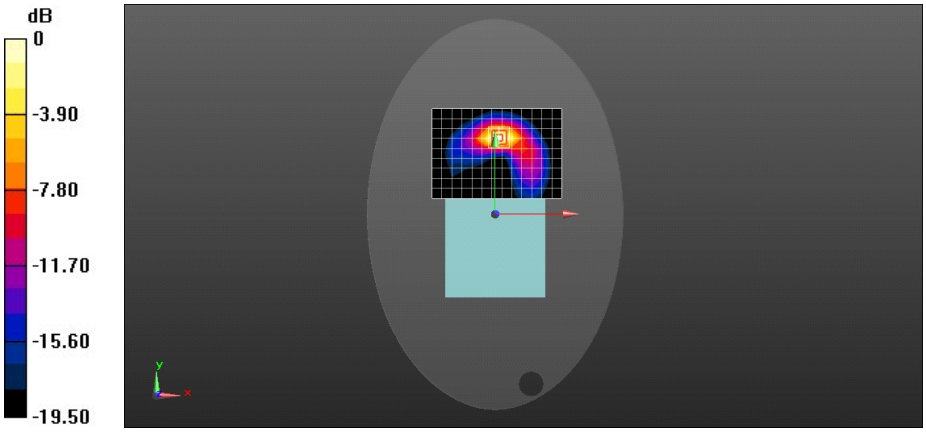

0 dB = 1.19 W/kg = 0.75 dBW/kg

Test Laboratory: HUAWEI SAR/HAC Lab

T1-A22L LTE Band IV 20M QPSK 1RB#0 20175CH Back side 0mm

DUT: HUAWEI MediaPad T1 10; Type: T1-A22L; Serial: SAR2

Communication System: UID 0, LTE-FDD (SC-FDMA, 20MHz, QPSK/16-QAM) (0); Frequency: 1732.5 MHz;Duty Cycle: 1:1
Medium parameters used (interpolated): f = 1732.5 MHz; σ = 1.409 S/m; ε_r = 52.191; ρ = 1000 kg/m^3
Phantom section: Flat Section

DASY Configuration:

- Probe: EX3DV4 - SN3744; ConvF(7.45, 7.45, 7.45); Calibrated: 2015-7-24;
- Sensor-Surface: 3mm (Mechanical Surface Detection), z = 1.0, 31.0
- Electronics: DAE4 Sn1236; Calibrated: 2014-11-13
- Phantom: ELI v5.0; Type: ELI; Serial: TP:1111
- DASY52 52.8.8(1222); SEMCAD X 14.6.10(7331)

Configuration/Body/Area Scan (14x10x1): Measurement grid: dx=15mm, dy=15mm

Info: Interpolated medium parameters used for SAR evaluation.
Maximum value of SAR (measured) = 1.01 W/kg

Configuration/Body/Zoom Scan (5x5x7)/Cube 0: Measurement grid: dx=8mm, dy=8mm, dz=5mm
Reference Value = 0 V/m; Power Drift = 0.00 dB
Peak SAR (extrapolated) = 2.35 W/kg
SAR(1 g) = 1.03 W/kg; SAR(10 g) = 0.443 W/kg

Info: Interpolated medium parameters used for SAR evaluation.
Maximum value of SAR (measured) = 1.31 W/kg

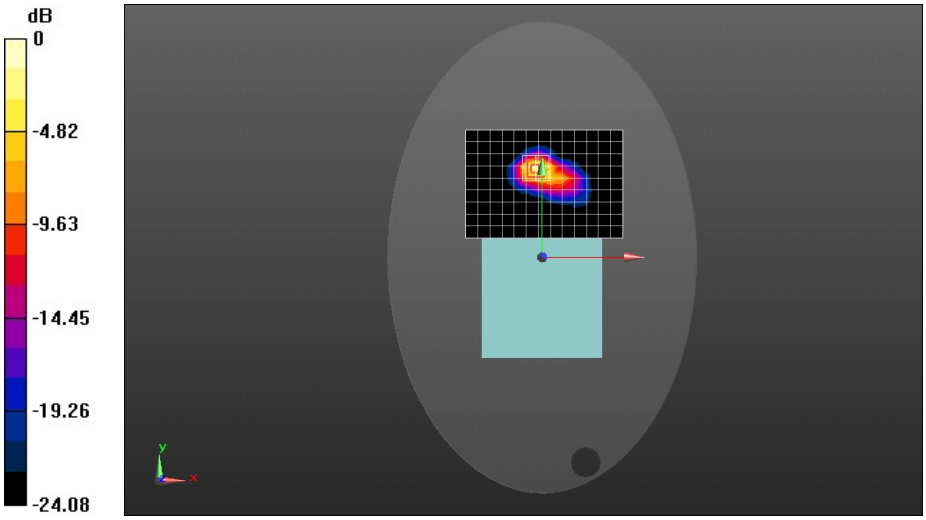

0 dB = 1.31 W/kg = 1.19 dBW/kg

Test Laboratory: HUAWEI SAR/HAC Lab

T1-A22L LTE Band IV 20M QPSK 50%RB#0 20300CH Back side 0mm

DUT: HUAWEI MediaPad T1 10; Type: T1-A22L; Serial: SAR2

Communication System: UID 0, LTE-FDD (SC-FDMA, 20MHz, QPSK/16-QAM) (0); Frequency: 1745 MHz;Duty Cycle: 1:1
Medium parameters used: f = 1745 MHz; σ = 1.506 S/m; ε_r = 52.07; ρ = 1000 kg/m^3
Phantom section: Flat Section

DASY Configuration:

- Probe: EX3DV4 - SN3744; ConvF(7.45, 7.45, 7.45); Calibrated: 2015-7-24;
- Sensor-Surface: 3mm (Mechanical Surface Detection), z = 1.0, 31.0
- Electronics: DAE4 Sn1236; Calibrated: 2014-11-13
- Phantom: ELI v5.0; Type: ELI; Serial: TP:1111
- DASY52 52.8.8(1222); SEMCAD X 14.6.10(7331)

Configuration/Body/Area Scan (14x10x1): Measurement grid: dx=15mm, dy=15mm
Maximum value of SAR (measured) = 1.30 W/kg

Configuration/Body/Zoom Scan (5x5x7)/Cube 0: Measurement grid: dx=8mm, dy=8mm, dz=5mm
Reference Value = 0.6110 V/m; Power Drift = -0.03 dB
Peak SAR (extrapolated) = 2.41 W/kg
SAR(1 g) = 1.09 W/kg; SAR(10 g) = 0.472 W/kg
Maximum value of SAR (measured) = 1.44 W/kg

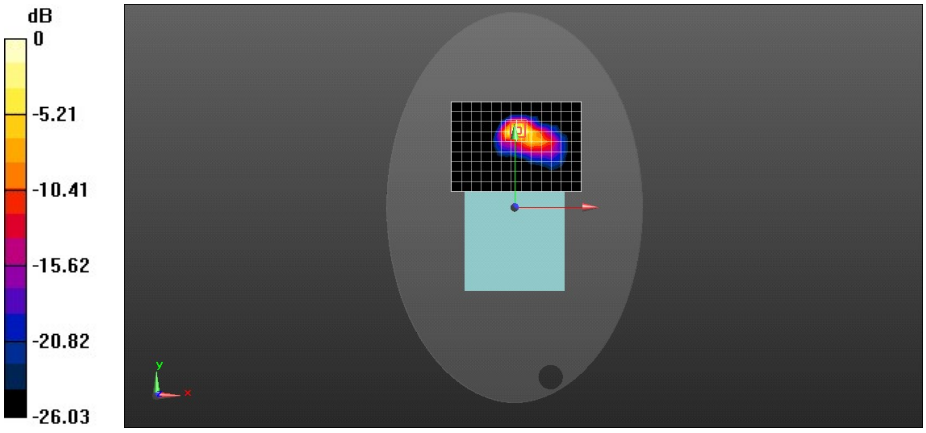

0 dB = 1.44 W/kg = 1.58 dBW/kg

Test Laboratory: HUAWEI SAR/HAC Lab

T1-A22L LTE Band IV 20M QPSK 1RB#50 20300CH Back side 16mm

DUT: HUAWEI MediaPad T1 10; Type: T1-A22L; Serial: SAR2

Communication System: UID 0, LTE-FDD (SC-FDMA, 20MHz, QPSK/16-QAM) (0); Frequency: 1745 MHz;Duty Cycle: 1:1
Medium parameters used: f = 1745 MHz; σ = 1.434 S/m; ε_r = 51.417; ρ = 1000 kg/m^3
Phantom section: Flat Section

DASY Configuration:

- Probe: EX3DV4 - SN3744; ConvF(7.45, 7.45, 7.45); Calibrated: 2015-7-24;
- Sensor-Surface: 3mm (Mechanical Surface Detection), z = 1.0, 31.0
- Electronics: DAE4 Sn1236; Calibrated: 2014-11-13
- Phantom: ELI v5.0; Type: ELI; Serial: TP:1111
- DASY52 52.8.8(1222); SEMCAD X 14.6.10(7331)

Configuration/Body/Area Scan (14x10x1): Measurement grid: dx=15mm, dy=15mm
Maximum value of SAR (measured) = 0.886 W/kg

Configuration/Body/Zoom Scan (5x5x7)/Cube 0: Measurement grid: dx=8mm, dy=8mm, dz=5mm
Reference Value = 2.511 V/m; Power Drift = 0.06 dB
Peak SAR (extrapolated) = 1.27 W/kg
SAR(1 g) = 0.751 W/kg; SAR(10 g) = 0.407 W/kg
Maximum value of SAR (measured) = 0.903 W/kg

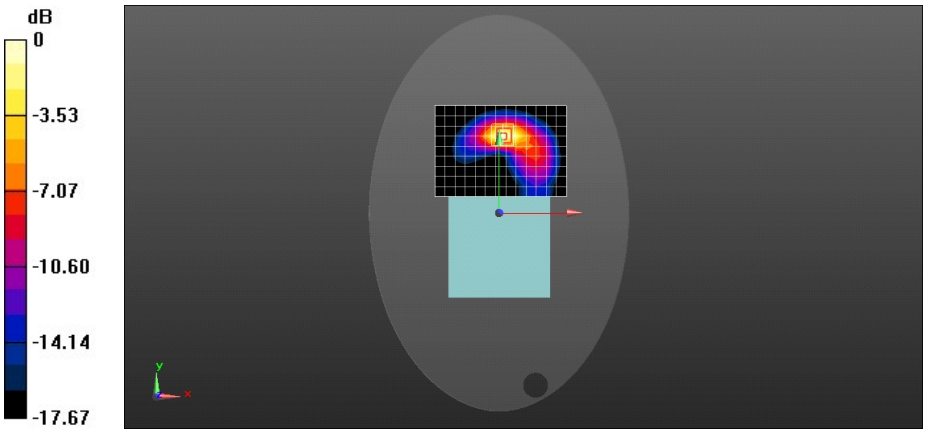

0 dB = 0.903 W/kg = -0.44 dBW/kg

Date: 2015-10-9

Test Laboratory: HUAWEI SAR/HAC Lab

T1-A22L LTE Band V 10M QPSK 1RB#0 20525CH Back side 0mm

DUT: HUAWEI MediaPad T1 10; Type: T1-A22L; Serial: SAR2

Communication System: UID 0, LTE-FDD (SC-FDMA, 10MHz, QPSK/16-QAM) (0); Frequency: 836.5 MHz;Duty Cycle: 1:1
Medium parameters used (interpolated): f = 836.5 MHz; σ = 0.986 S/m; ε_r = 54.576; ρ = 1000 kg/m^3
Phantom section: Flat Section

DASY Configuration:

- Probe: EX3DV4 - SN3744; ConvF(8.82, 8.82, 8.82); Calibrated: 2015-7-24;
- Sensor-Surface: 3mm (Mechanical Surface Detection), z = 1.0, 31.0
- Electronics: DAE4 Sn1236; Calibrated: 2014-11-13
- Phantom: ELI v5.0; Type: ELI; Serial: TP:1111
- DASY52 52.8.8(1222); SEMCAD X 14.6.10(7331)

Configuration/Body/Area Scan (14x10x1): Measurement grid: dx=15mm, dy=15mm

Info: Interpolated medium parameters used for SAR evaluation.
Maximum value of SAR (measured) = 0.601 W/kg

Configuration/Body/Zoom Scan (5x5x7)/Cube 0: Measurement grid: dx=8mm, dy=8mm, dz=5mm
Reference Value = 0 V/m; Power Drift = 0.00 dB
Peak SAR (extrapolated) = 1.01 W/kg
SAR(1 g) = 0.477 W/kg; SAR(10 g) = 0.254 W/kg

Info: Interpolated medium parameters used for SAR evaluation.
Maximum value of SAR (measured) = 0.625 W/kg

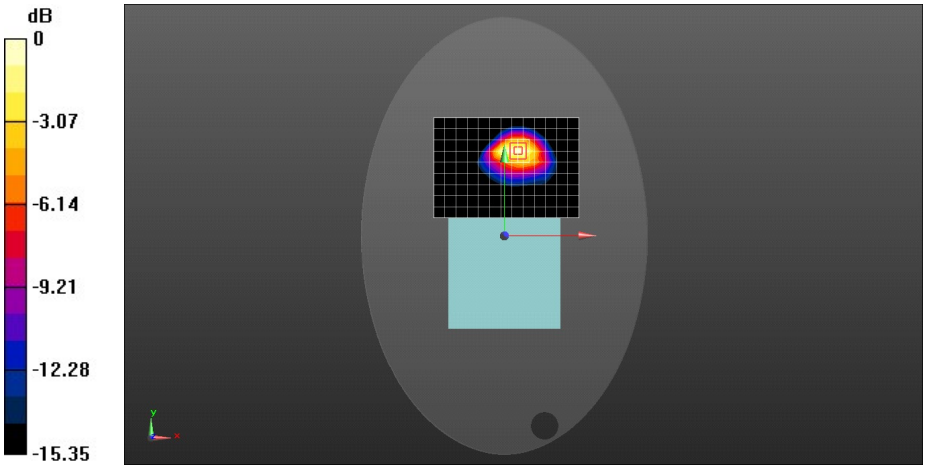

0 dB = 0.625 W/kg = -2.04 dBW/kg

Date: 2015-10-9

Test Laboratory: HUAWEI SAR/HAC Lab

T1-A22L LTE Band V 10M QPSK 1RB#25 20600CH Top side 0mm

DUT: HUAWEI MediaPad T1 10; Type: T1-A22L; Serial: SAR2

Communication System: UID 0, LTE-FDD (SC-FDMA, 10MHz, QPSK/16-QAM) (0); Frequency: 844 MHz;Duty Cycle: 1:1
Medium parameters used: f = 844 MHz; σ = 0.998 S/m; ε_r = 52.778; ρ = 1000 kg/m^3
Phantom section: Flat Section

DASY Configuration:

- Probe: EX3DV4 - SN3744; ConvF(8.82, 8.82, 8.82); Calibrated: 2015-7-24;
- Sensor-Surface: 3mm (Mechanical Surface Detection), z = 1.0, 31.0
- Electronics: DAE4 Sn1236; Calibrated: 2014-11-13
- Phantom: ELI v5.0; Type: ELI; Serial: TP:1111
- DASY52 52.8.8(1222); SEMCAD X 14.6.10(7331)

Configuration/Body/Area Scan (7x14x1): Measurement grid: dx=15mm, dy=15mm
Maximum value of SAR (measured) = 1.05 W/kg

Configuration/Body/Zoom Scan (5x5x7)/Cube 0: Measurement grid: dx=8mm, dy=8mm, dz=5mm
Reference Value = 25.09 V/m; Power Drift = 0.09 dB
Peak SAR (extrapolated) = 1.73 W/kg
SAR(1 g) = 0.893 W/kg; SAR(10 g) = 0.468 W/kg
Maximum value of SAR (measured) = 1.18 W/kg

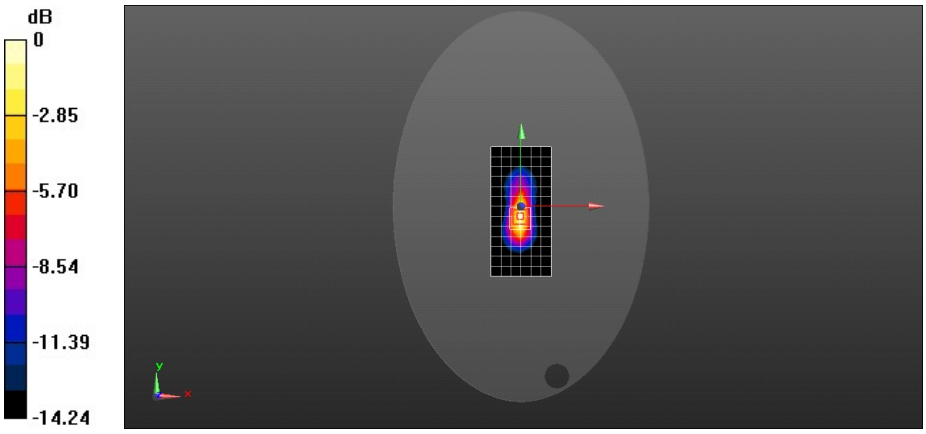

0 dB = 1.18 W/kg = 0.70 dBW/kg

Date: 2015-9-18

Test Laboratory: HUAWEI SAR/HAC Lab

T1-A22L LTE Band V 10M QPSK 1RB#25 20600CH Back side 16mm

DUT: HUAWEI MediaPad T1 10; Type: T1-A22L; Serial: SAR2

Communication System: UID 0, LTE-FDD (SC-FDMA, 10MHz, QPSK/16-QAM) (0); Frequency: 844 MHz;Duty Cycle: 1:1
Medium parameters used: f = 844 MHz; σ = 0.995 S/m; ε_r = 54.521; ρ = 1000 kg/m^3
Phantom section: Flat Section

DASY Configuration:

- Probe: EX3DV4 - SN3744; ConvF(8.82, 8.82, 8.82); Calibrated: 2015-7-24;
- Sensor-Surface: 3mm (Mechanical Surface Detection), z = 1.0, 31.0
- Electronics: DAE4 Sn1236; Calibrated: 2014-11-13
- Phantom: ELI v5.0; Type: ELI; Serial: TP:1111
- DASY52 52.8.8(1222); SEMCAD X 14.6.10(7331)

Configuration/Body/Area Scan (17x13x1): Measurement grid: dx=12mm, dy=12mm
Maximum value of SAR (measured) = 0.296 W/kg

Configuration/Body/Zoom Scan (7x7x7)/Cube 0: Measurement grid: dx=5mm, dy=5mm, dz=5mm
Reference Value = 5.065 V/m; Power Drift = 0.14 dB
Peak SAR (extrapolated) = 0.398 W/kg
SAR(1 g) = 0.267 W/kg; SAR(10 g) = 0.174 W/kg
Maximum value of SAR (measured) = 0.313 W/kg

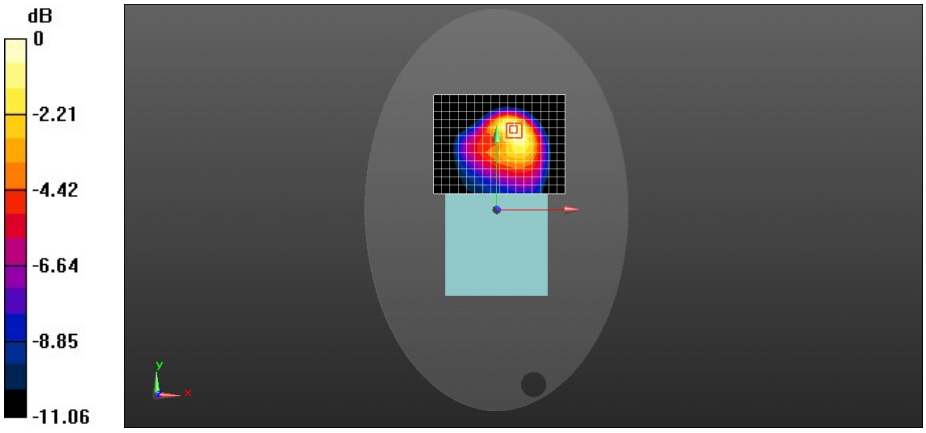

0 dB = 0.313 W/kg = -5.04 dBW/kg

Test Laboratory: HUAWEI SAR/HAC Lab

T1-A22L LTE Band VII 20M QPSK 50%RB#0 21100CH Back side 0mm

DUT: HUAWEI MediaPad T1 10; Type: T1-A22L; Serial: SAR2

Communication System: UID 0, LTE-FDD (SC-FDMA, 20MHz, QPSK/16-QAM) (0); Frequency: 2535 MHz;Duty Cycle: 1:1
Medium parameters used: f = 2535 MHz; σ = 2.127 S/m; ε_r = 51.317; ρ = 1000 kg/m^3
Phantom section: Flat Section

DASY Configuration:

- Probe: EX3DV4 - SN3744; ConvF(6.65, 6.65, 6.65); Calibrated: 2015-7-24;
- Sensor-Surface: 3mm (Mechanical Surface Detection), z = 1.0, 31.0
- Electronics: DAE4 Sn1236; Calibrated: 2014-11-13
- Phantom: ELI v5.0; Type: ELI; Serial: TP:1111
- DASY52 52.8.8(1222); SEMCAD X 14.6.10(7331)

Configuration/Body/Area Scan (17x13x1): Measurement grid: dx=12mm, dy=12mm
Maximum value of SAR (measured) = 1.06 W/kg

Configuration/Body/Zoom Scan (7x7x7)/Cube 0: Measurement grid: dx=5mm, dy=5mm, dz=5mm
Reference Value = 0.3830 V/m; Power Drift = -0.00 dB
Peak SAR (extrapolated) = 2.07 W/kg
SAR(1 g) = 0.752 W/kg; SAR(10 g) = 0.259 W/kg
Maximum value of SAR (measured) = 1.11 W/kg

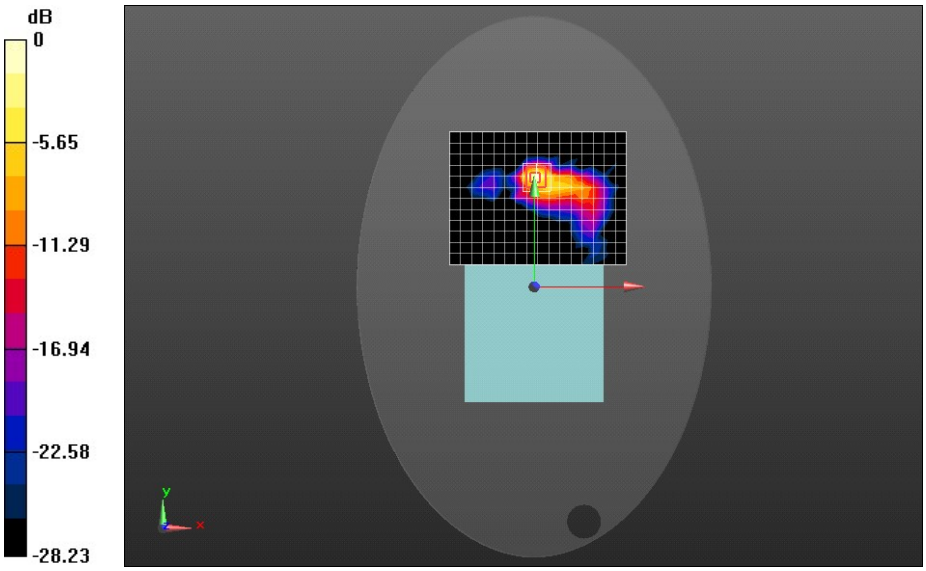

0 dB = 1.11 W/kg = 0.44 dBW/kg

Test Laboratory: HUAWEI SAR/HAC Lab

T1-A22L LTE Band VII 20M QPSK 1RB#50 21100CH Back side 16mm

DUT: HUAWEI MediaPad T1 10; Type: T1-A22L; Serial: SAR2

Communication System: UID 0, LTE-FDD (SC-FDMA, 20MHz, QPSK/16-QAM) (0); Frequency: 2535 MHz;Duty Cycle: 1:1
Medium parameters used: f = 2535 MHz; σ = 2.127 S/m; ε_r = 51.317; ρ = 1000 kg/m^3
Phantom section: Flat Section

DASY Configuration:

- Probe: EX3DV4 - SN3744; ConvF(6.65, 6.65, 6.65); Calibrated: 2015-7-24;
- Sensor-Surface: 3mm (Mechanical Surface Detection), z = 1.0, 31.0
- Electronics: DAE4 Sn1236; Calibrated: 2014-11-13
- Phantom: ELI v5.0; Type: ELI; Serial: TP:1111
- DASY52 52.8.8(1222); SEMCAD X 14.6.10(7331)

Configuration/Body/Area Scan (17x13x1): Measurement grid: dx=12mm, dy=12mm
Maximum value of SAR (measured) = 0.636 W/kg

Configuration/Body/Zoom Scan (7x7x7)/Cube 0: Measurement grid: dx=5mm, dy=5mm, dz=5mm
Reference Value = 2.642 V/m; Power Drift = 0.14 dB
Peak SAR (extrapolated) = 0.979 W/kg
SAR(1 g) = 0.508 W/kg; SAR(10 g) = 0.251 W/kg
Maximum value of SAR (measured) = 0.645 W/kg

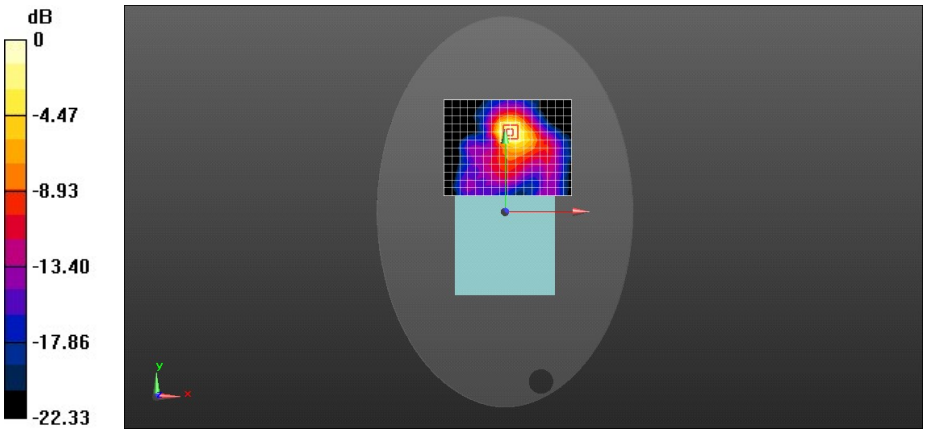

0 dB = 0.645 W/kg = -1.91 dBW/kg

Test Laboratory: HUAWEI SAR/HAC Lab

T1-A22L LTE Band XVII 10M QPSK 1RB#0 23780CH Back side 0mm-Repeated

DUT: HUAWEI MediaPad T1 10; Type: T1-A22L; Serial: SAR2

Communication System: UID 0, LTE-FDD (SC-FDMA, 10MHz, QPSK/16-QAM) (0); Frequency: 709 MHz;Duty Cycle: 1:1
Medium parameters used: f = 709 MHz; σ = 0.932 S/m; ε_r = 55.724; ρ = 1000 kg/m^3
Phantom section: Flat Section

DASY Configuration:

- Probe: EX3DV4 - SN3744; ConvF(9.01, 9.01, 9.01); Calibrated: 2015-7-24;
- Sensor-Surface: 3mm (Mechanical Surface Detection), z = 1.0, 31.0
- Electronics: DAE4 Sn1236; Calibrated: 2014-11-13
- Phantom: ELI v5.0; Type: ELI; Serial: TP:1111
- DASY52 52.8.8(1222); SEMCAD X 14.6.10(7331)

Configuration/Body/Area Scan (14x10x1): Measurement grid: dx=15mm, dy=15mm
Maximum value of SAR (measured) = 1.24 W/kg

Configuration/Body/Zoom Scan (7x5x7)/Cube 0: Measurement grid: dx=8mm, dy=8mm, dz=5mm
Reference Value = 0 V/m; Power Drift = 0.00 dB
Peak SAR (extrapolated) = 2.32 W/kg
SAR(1 g) = 0.935 W/kg; SAR(10 g) = 0.482 W/kg

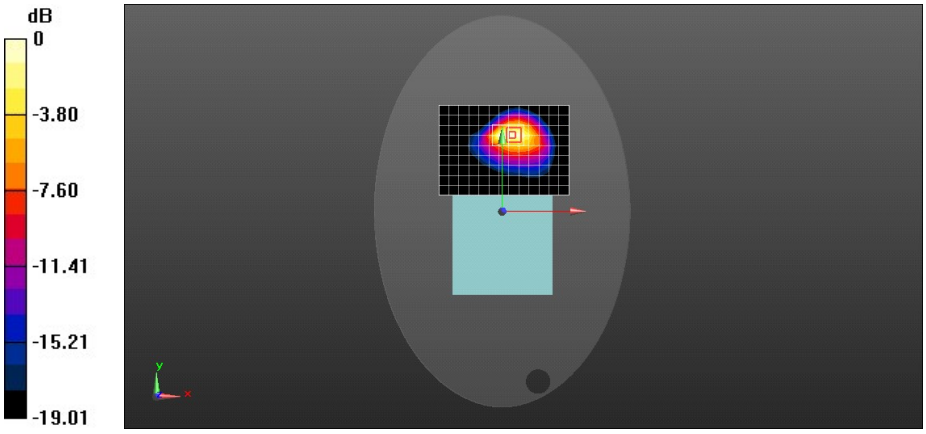

0 dB = 1.24 W/kg = 0.95 dBW/kg

Date: 2015-9-24

Test Laboratory: HUAWEI SAR/HAC Lab

T1-A22L LTE Band XVII 10M QPSK 1RB#0 23800CH Back side 16mm

DUT: HUAWEI MediaPad T1 10; Type: T1-A22L; Serial: SAR2

Communication System: UID 0, LTE-FDD (SC-FDMA, 10MHz, QPSK/16-QAM) (0); Frequency: 711 MHz;Duty Cycle: 1:1
Medium parameters used: f = 711 MHz; σ = 0.933 S/m; ε_r = 55.733; ρ = 1000 kg/m^3
Phantom section: Flat Section

DASY Configuration:

- Probe: EX3DV4 - SN3744; ConvF(9.01, 9.01, 9.01); Calibrated: 2015-7-24;
- Sensor-Surface: 3mm (Mechanical Surface Detection), z = 1.0, 31.0
- Electronics: DAE4 Sn1236; Calibrated: 2014-11-13
- Phantom: ELI v5.0; Type: ELI; Serial: TP:1111
- DASY52 52.8.8(1222); SEMCAD X 14.6.10(7331)

Configuration/Body/Area Scan (14x10x1): Measurement grid: dx=15mm, dy=15mm
Maximum value of SAR (measured) = 0.287 W/kg

Configuration/Body/Zoom Scan (5x5x7)/Cube 0: Measurement grid: dx=8mm, dy=8mm, dz=5mm
Reference Value = 7.861 V/m; Power Drift = 0.02 dB
Peak SAR (extrapolated) = 0.369 W/kg
SAR(1 g) = 0.262 W/kg; SAR(10 g) = 0.181 W/kg
Maximum value of SAR (measured) = 0.301 W/kg

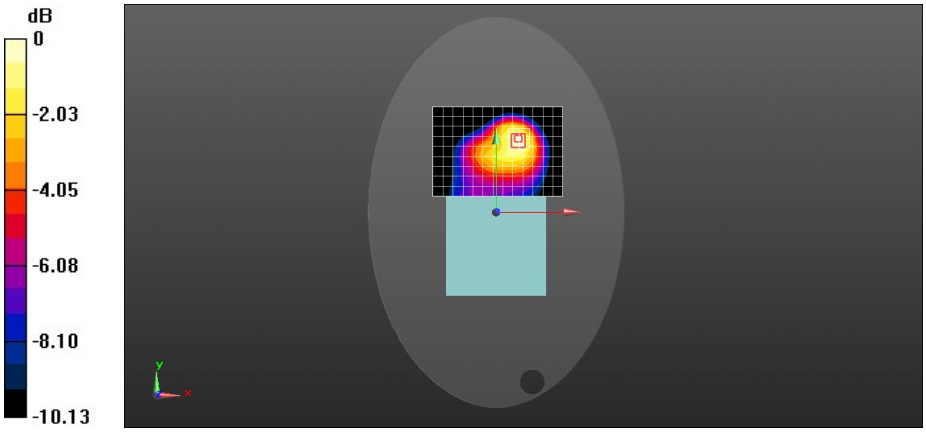

0 dB = 0.301 W/kg = -5.21 dBW/kg

Date: 2015-9-18

Test Laboratory: HUAWEI SAR/HAC Lab

T1-A22L LTE Band XXVI 10M QPSK 50%RB#18 26775CH Back side 0mm

DUT: HUAWEI MediaPad T1 10; Type: T1-A22L; Serial: SAR2

Communication System: UID 0, LTE-FDD (SC-FDMA, 15MHz, QPSK/16-QAM) (0); Frequency: 822.5 MHz;Duty Cycle: 1:1
Medium parameters used (interpolated): f = 822.5 MHz; σ = 0.972 S/m; ε_r = 54.665; ρ = 1000 kg/m^3
Phantom section: Flat Section

DASY Configuration:

- Probe: EX3DV4 - SN3744; ConvF(8.82, 8.82, 8.82); Calibrated: 2015-7-24;
- Sensor-Surface: 3mm (Mechanical Surface Detection), z = 1.0, 31.0
- Electronics: DAE4 Sn1236; Calibrated: 2014-11-13
- Phantom: ELI v5.0; Type: ELI; Serial: TP:1111
- DASY52 52.8.8(1222); SEMCAD X 14.6.10(7331)

Configuration/Body/Area Scan (14x10x1): Measurement grid: dx=15mm, dy=15mm

Info: Interpolated medium parameters used for SAR evaluation.
Maximum value of SAR (measured) = 0.762 W/kg

Configuration/Body/Zoom Scan (7x6x7)/Cube 0: Measurement grid: dx=8mm, dy=8mm, dz=5mm
Reference Value = 0.5540 V/m; Power Drift = 0.14 dB
Peak SAR (extrapolated) = 1.35 W/kg
SAR(1 g) = 0.609 W/kg; SAR(10 g) = 0.325 W/kg

Info: Interpolated medium parameters used for SAR evaluation.
Maximum value of SAR (measured) = 0.761 W/kg

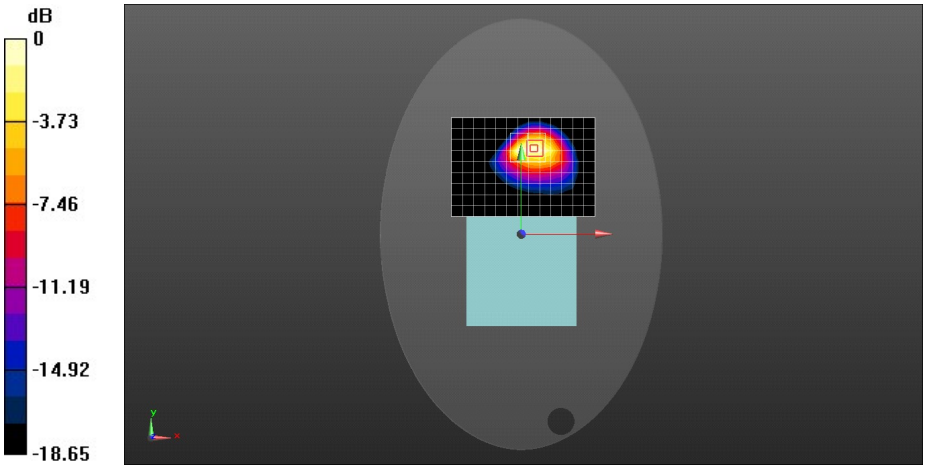

0 dB = 0.761 W/kg = -1.18 dBW/kg

Test Laboratory: HUAWEI SAR/HAC Lab

T1-A22L LTE Band XXVI 10M QPSK 50%RB#0 26965CH Top side 0mm

DUT: HUAWEI MediaPad T1 10; Type: T1-A22L; Serial: SAR2

Communication System: UID 0, LTE-FDD (SC-FDMA, 15MHz, QPSK/16-QAM) (0); Frequency: 841.5 MHz;Duty Cycle: 1:1
Medium parameters used (interpolated): f = 841.5 MHz; σ = 0.992 S/m; ε_r = 54.54; ρ = 1000 kg/m^3
Phantom section: Flat Section

DASY Configuration:

- Probe: EX3DV4 - SN3744; ConvF(8.82, 8.82, 8.82); Calibrated: 2015-7-24;
- Sensor-Surface: 3mm (Mechanical Surface Detection), z = 1.0, 31.0
- Electronics: DAE4 Sn1236; Calibrated: 2014-11-13
- Phantom: ELI v5.0; Type: ELI; Serial: TP:1111
- DASY52 52.8.8(1222); SEMCAD X 14.6.10(7331)

Configuration/Body/Area Scan (5x15x1): Measurement grid: dx=15mm, dy=15mm

Info: Interpolated medium parameters used for SAR evaluation.
Maximum value of SAR (measured) = 1.01 W/kg

Configuration/Body/Zoom Scan (5x5x7)/Cube 0: Measurement grid: dx=8mm, dy=8mm, dz=5mm
Reference Value = 25.64 V/m; Power Drift = 0.11 dB
Peak SAR (extrapolated) = 1.72 W/kg
SAR(1 g) = 0.902 W/kg; SAR(10 g) = 0.474 W/kg

Info: Interpolated medium parameters used for SAR evaluation.
Maximum value of SAR (measured) = 1.21 W/kg

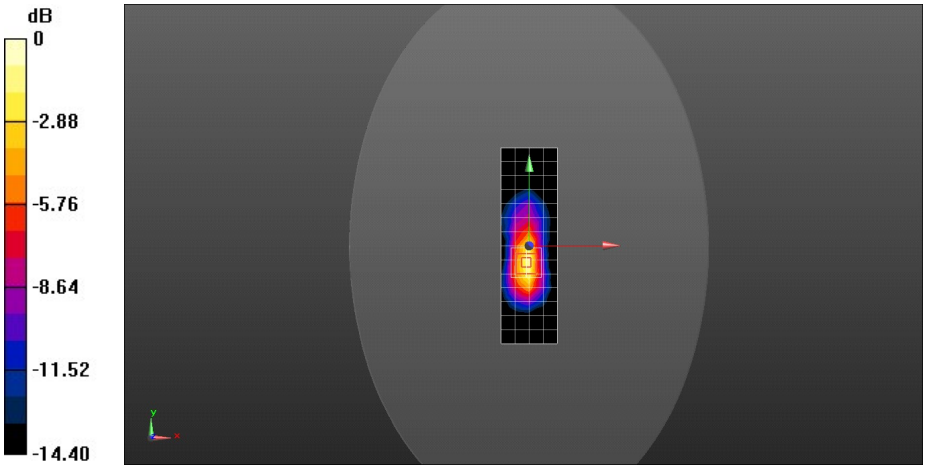

0 dB = 1.21 W/kg = 0.83 dBW/kg

Test Laboratory: HUAWEI SAR/HAC Lab

T1-A22L WIFI 2.4G 11b 6CH Back side 0mm

DUT: HUAWEI MediaPad T1 10; Type: T1-A22L; Serial: SAR2

Communication System: UID 0, WiFi(802.11a/b/g/n/ac) (0); Frequency: 2437 MHz;Duty Cycle: 1:1
Medium parameters used: f = 2437 MHz; σ = 1.962 S/m; ε_r = 51.962; ρ = 1000 kg/m^3
Phantom section: Flat Section

DASY Configuration:

- Probe: EX3DV4 - SN3744; ConvF(6.77, 6.77, 6.77); Calibrated: 2015-7-24;
- Sensor-Surface: 3mm (Mechanical Surface Detection), z = 1.0, 31.0
- Electronics: DAE4 Sn1236; Calibrated: 2014-11-13
- Phantom: ELI v5.0; Type: ELI; Serial: TP:1111
- DASY52 52.8.8(1222); SEMCAD X 14.6.10(7331)

Configuration/Body/Area Scan (17x12x1): Measurement grid: dx=12mm, dy=12mm
Maximum value of SAR (measured) = 0.989 W/kg

Configuration/Body/Zoom Scan (7x7x7)/Cube 0: Measurement grid: dx=5mm, dy=5mm, dz=5mm
Reference Value = 0.5870 V/m; Power Drift = 0.11 dB
Peak SAR (extrapolated) = 2.77 W/kg
SAR(1 g) = 0.956 W/kg; SAR(10 g) = 0.352 W/kg
Maximum value of SAR (measured) = 1.42 W/kg

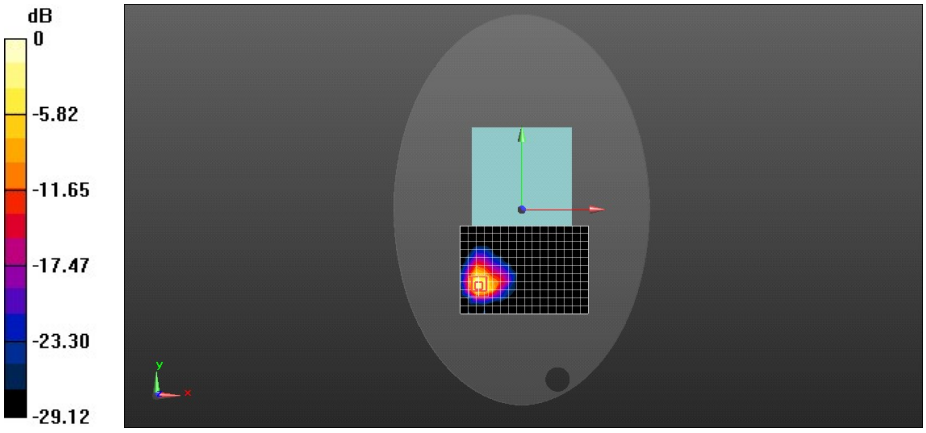

0 dB = 1.42 W/kg = 1.54 dBW/kg

Date: 2015-10-22

Test Laboratory: HUAWEI SAR/HAC Lab

T1-A22L WIFI 5G 11n 40M 102CH Back side 0mm

DUT: HUAWEI MediaPad T1 10; Type: T1-A22L; Serial: SAR2

Communication System: UID 0, WiFi(802.11a/b/g/n/ac) (0); Frequency: 5510 MHz;Duty Cycle: 1:1
Medium parameters used: f = 5510 MHz; σ = 5.792 S/m; ε_r = 47.979; ρ = 1000 kg/m^3
Phantom section: Flat Section

DASY Configuration:

- Probe: EX3DV4 - SN7350; ConvF(4.14, 4.14, 4.14); Calibrated: 2015-1-8;
- Sensor-Surface: 1.4mm (Mechanical Surface Detection), z = 1.0, 25.0
- Electronics: DAE4 Sn1236; Calibrated: 2014-11-13
- Phantom: ELI v5.0; Type: ELI; Serial: TP:1111
- DASY52 52.8.8(1222); SEMCAD X 14.6.10(7331)

Configuration/Body/Area Scan (19x13x1): Measurement grid: dx=10mm, dy=10mm
Maximum value of SAR (measured) = 1.73 W/kg

Configuration/Body/Zoom Scan (8x8x7)/Cube 0: Measurement grid: dx=4mm, dy=4mm, dz=1.4mm
Reference Value = 0.9120 V/m; Power Drift = 0.16 dB
Peak SAR (extrapolated) = 5.89 W/kg
SAR(1 g) = 0.850 W/kg; SAR(10 g) = 0.161 W/kg
Maximum value of SAR (measured) = 2.70 W/kg

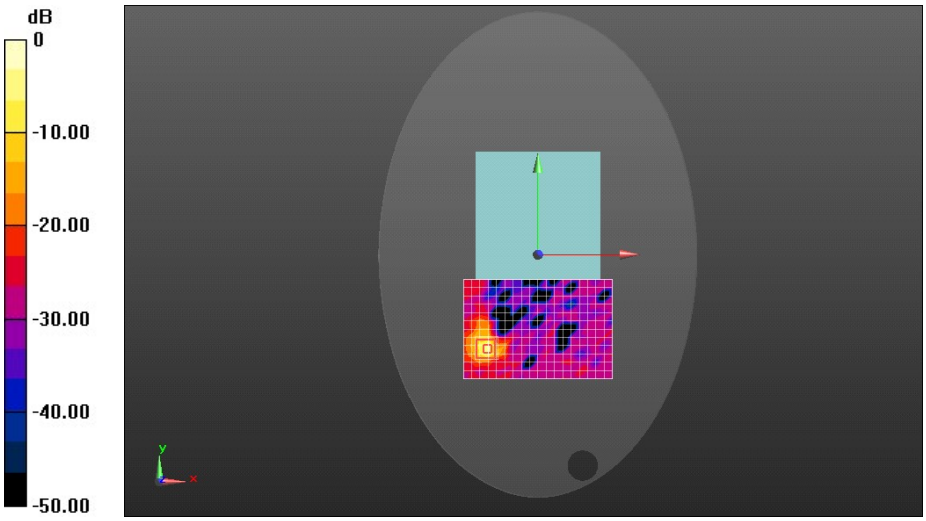

0 dB = 2.70 W/kg = 4.32 dBW/kg

Test Laboratory: HUAWEI SAR/HAC Lab

T1-A22L WIFI 5G 11n 40M 159CH Back side 0mm-Repeated

DUT: HUAWEI MediaPad T1 10; Type: T1-A22L; Serial: SAR2

Communication System: UID 0, WiFi(802.11a/b/g/n/ac) (0); Frequency: 5795 MHz;Duty Cycle: 1:1
Medium parameters used: f = 5795 MHz; σ = 6.196 S/m; ε_r = 47.642; ρ = 1000 kg/m^3
Phantom section: Flat Section

DASY Configuration:

- Probe: EX3DV4 - SN7350; ConvF(4.21, 4.21, 4.21); Calibrated: 2015-1-8;
- Sensor-Surface: 1.4mm (Mechanical Surface Detection), z = 1.0, 25.0
- Electronics: DAE4 Sn1236; Calibrated: 2014-11-13
- Phantom: ELI v5.0; Type: ELI; Serial: TP:1111
- DASY52 52.8.8(1222); SEMCAD X 14.6.10(7331)

Configuration/Body/Area Scan (19x13x1): Measurement grid: dx=10mm, dy=10mm
Maximum value of SAR (measured) = 3.04 W/kg

Configuration/Body/Zoom Scan (8x8x7)/Cube 0: Measurement grid: dx=4mm, dy=4mm, dz=1.4mm
Reference Value = 0.7060 V/m; Power Drift = 0.07 dB
Peak SAR (extrapolated) = 6.46 W/kg
SAR(1 g) = 0.894 W/kg; SAR(10 g) = 0.176 W/kg
Maximum value of SAR (measured) = 2.92 W/kg

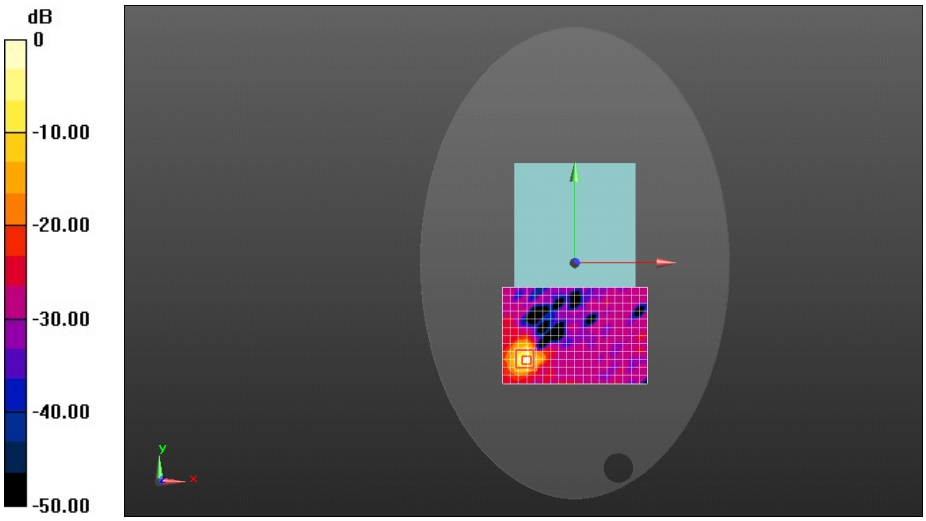

0 dB = 2.92 W/kg = 4.65 dBW/kg