Appendix B. SAR Measurement Plots

Table of contents
GSM 850 MHz Head
GSM 850 MHz Body
GSM 1900 MHz Head
GSM 1900 MHz Body
WiFi 802.11b Head
WiFi 802.11b Body

Date/Time: 2011-9-9 21:35:12, Date/Time: 2011-9-9 21:41:53

Test Laboratory: HUAWEI SAR Lab

U8600 GSM850 190CH Left hand touch cheek

DUT: U8600; Type: Mobile Phone ; Serial: Y3L7NA1173000234

Communication System: HW -GSM/GPRS/EDGE 1TS; Frequency: 836.6 MHz
Medium parameters used: f = 837 MHz; σ = 0.879 mho/m; ε_r = 40.6; ρ = 1000 kg/m^3
Phantom section: Left Section

DASY5 Configuration:

- Probe: EX3DV4 - SN3753; ConvF(9.06, 9.06, 9.06); Calibrated: 2010-12-13
- Sensor-Surface: 4mm (Mechanical Surface Detection)
- Electronics: DAE4 Sn1235; Calibrated: 2010-10-22
- Phantom: SAM1; Type: SAM; Serial: TP-1475
- Measurement SW: DASY5, V5.2 Build 157; SEMCAD X Version 14.0 Build 57

Configuration/Head/Area Scan (7x11x1): Measurement grid: dx=15mm, dy=15mm
Maximum value of SAR (measured) = 0.567 mW/g

Configuration/Head/Zoom Scan (7x7x7)/Cube 0: Measurement grid: dx=5mm, dy=5mm, dz=5mm
Reference Value = 10.8 V/m; Power Drift = -0.126 dB
Peak SAR (extrapolated) = 0.734 W/kg
SAR(1 g) = 0.554 mW/g; SAR(10 g) = 0.395 mW/g
Maximum value of SAR (measured) = 0.596 mW/g

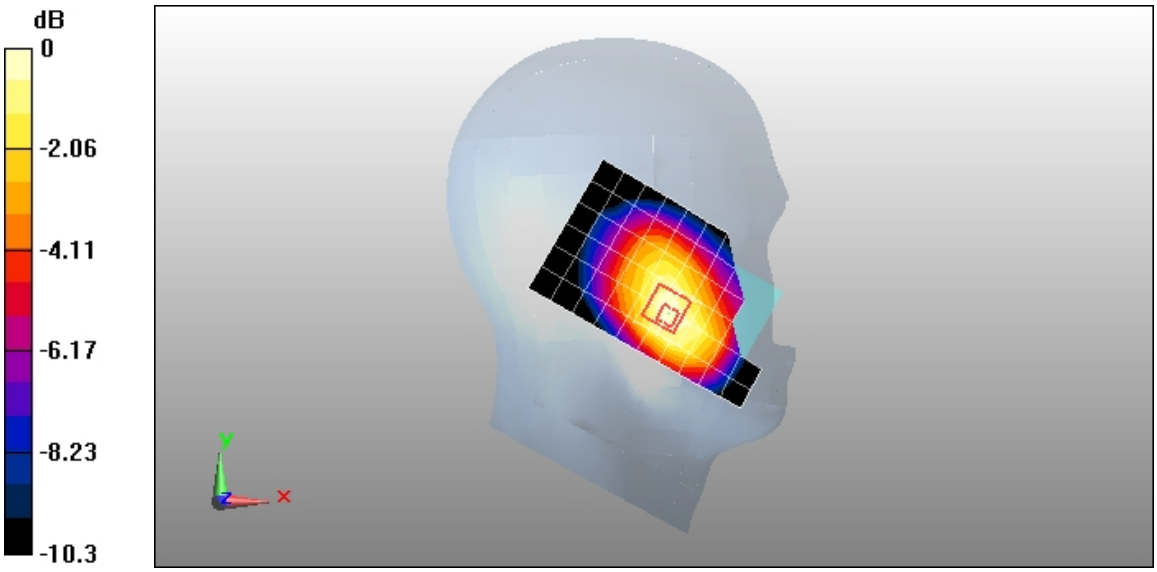
dB
0
-2.06
-4.11
-6.17
-8.23
-10.3
y
x

0 dB = 0.596mW/g

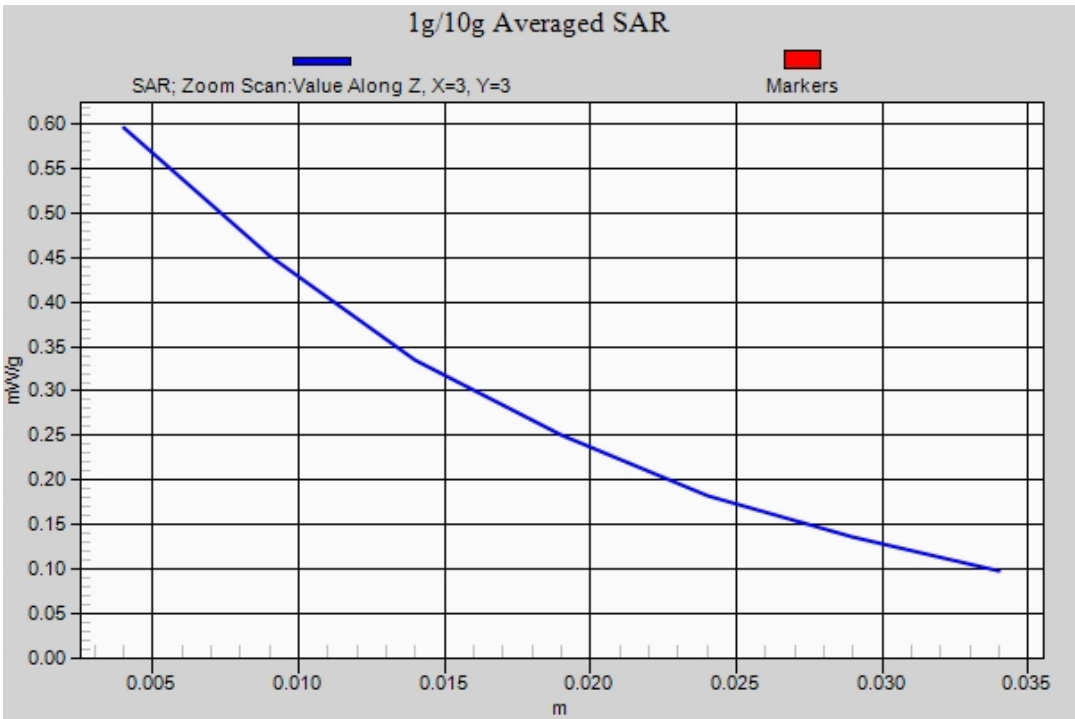
1g/10g Averaged SAR
SAR; Zoom Scan:Value Along Z, X=3, Y=3
Markers
mW/g
0.60
0.55
0.50
0.45
0.40
0.35
0.30
0.25
0.20
0.15
0.10
0.05
0.00
0.005
0.010
0.015
0.020
0.025
0.030
0.035
m

Date/Time: 2011-9-9 21:57:34, Date/Time: 2011-9-9 22:05:12

Test Laboratory: HUAWEI SAR Lab

U8600 GSM850 190CH Left hand tilt 15 degree

DUT: U8600; Type: Mobile Phone ; Serial: Y3L7NA1173000234

Communication System: HW -GSM/GPRS/EDGE 1TS; Frequency: 836.6 MHz
Medium parameters used: f = 837 MHz; σ = 0.879 mho/m; ε_r = 40.6; ρ = 1000 kg/m^3
Phantom section: Left Section

DASY5 Configuration:

- Probe: EX3DV4 - SN3753; ConvF(9.06, 9.06, 9.06); Calibrated: 2010-12-13
- Sensor-Surface: 4mm (Mechanical Surface Detection)
- Electronics: DAE4 Sn1235; Calibrated: 2010-10-22
- Phantom: SAM1; Type: SAM; Serial: TP-1475
- Measurement SW: DASY5, V5.2 Build 157; SEMCAD X Version 14.0 Build 57

Configuration/Head/Area Scan (7x11x1): Measurement grid: dx=15mm, dy=15mm
Maximum value of SAR (measured) = 0.343 mW/g

Configuration/Head/Zoom Scan (7x7x7)/Cube 0: Measurement grid: dx=5mm, dy=5mm, dz=5mm
Reference Value = 16.7 V/m; Power Drift = -0.00487 dB
Peak SAR (extrapolated) = 0.416 W/kg
SAR(1 g) = 0.330 mW/g; SAR(10 g) = 0.251 mW/g
Maximum value of SAR (measured) = 0.348 mW/g

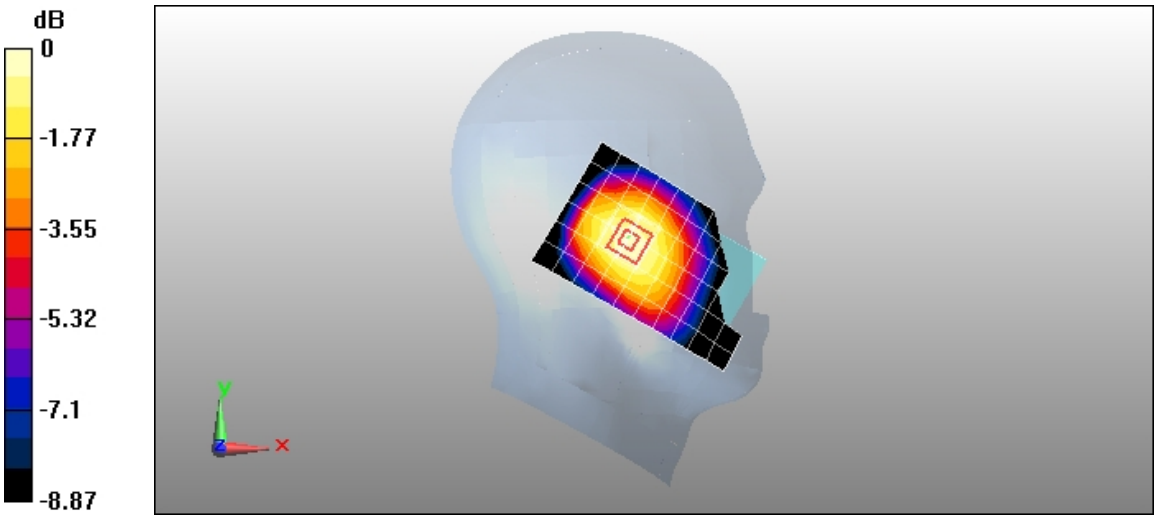

0 dB = 0.348mW/g

Date/Time: 2011-9-9 22:25:50, Date/Time: 2011-9-9 22:32:27

Test Laboratory: HUAWEI SAR Lab

U8600 GSM850 190CH Right hand touch cheek

DUT: U8600; Type: Mobile Phone ; Serial: Y3L7NA1173000234

Communication System: HW -GSM/GPRS/EDGE 1TS; Frequency: 836.6 MHz
Medium parameters used: f = 837 MHz; σ = 0.879 mho/m; ε_r = 40.6; ρ = 1000 kg/m^3
Phantom section: Right Section

DASY5 Configuration:

- Probe: EX3DV4 - SN3753; ConvF(9.06, 9.06, 9.06); Calibrated: 2010-12-13
- Sensor-Surface: 4mm (Mechanical Surface Detection)
- Electronics: DAE4 Sn1235; Calibrated: 2010-10-22
- Phantom: SAM1; Type: SAM; Serial: TP-1475
- Measurement SW: DASY5, V5.2 Build 157; SEMCAD X Version 14.0 Build 57

Configuration/Head/Area Scan (7x11x1): Measurement grid: dx=15mm, dy=15mm
Maximum value of SAR (measured) = 0.545 mW/g

Configuration/Head/Zoom Scan (7x7x7)/Cube 0: Measurement grid: dx=5mm, dy=5mm, dz=5mm
Reference Value = 11.1 V/m; Power Drift = -0.190 dB
Peak SAR (extrapolated) = 0.661 W/kg
SAR(1 g) = 0.536 mW/g; SAR(10 g) = 0.407 mW/g
Maximum value of SAR (measured) = 0.565 mW/g

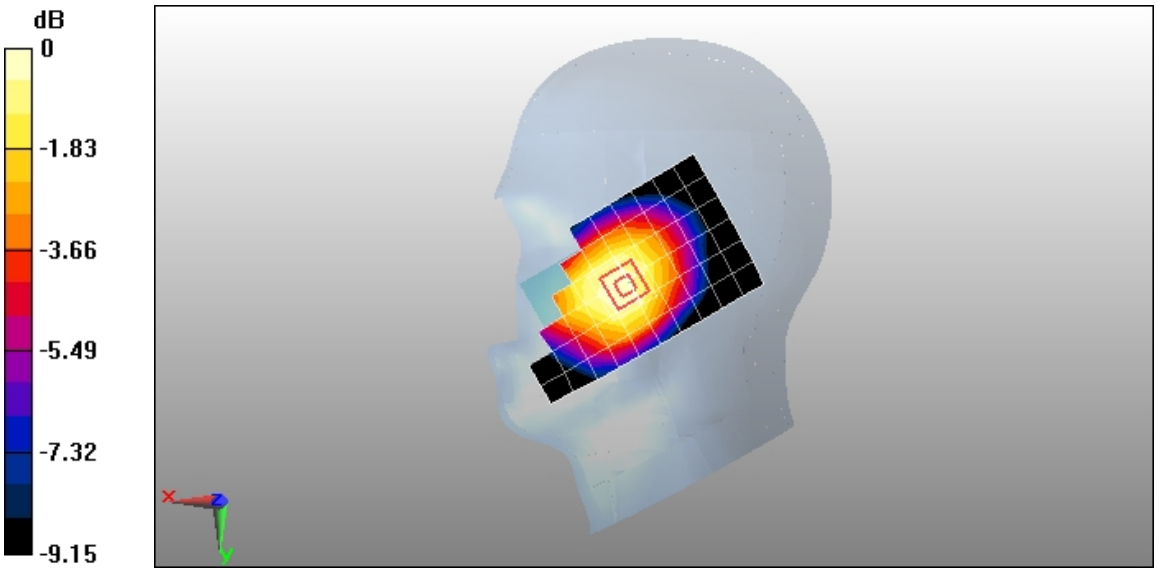

0 dB = 0.565mW/g

Date/Time: 2011-9-9 22:47:26, Date/Time: 2011-9-9 22:56:17

Test Laboratory: HUAWEI SAR Lab

U8600 GSM850 190CH Right hand tilt 15 degree

DUT: U8600; Type: Mobile Phone ; Serial: Y3L7NA1173000234

Communication System: HW -GSM/GPRS/EDGE 1TS; Frequency: 836.6 MHz
Medium parameters used: f = 837 MHz; σ = 0.879 mho/m; ε_r = 40.6; ρ = 1000 kg/m^3
Phantom section: Right Section

DASY5 Configuration:

- Probe: EX3DV4 - SN3753; ConvF(9.06, 9.06, 9.06); Calibrated: 2010-12-13
- Sensor-Surface: 4mm (Mechanical Surface Detection)
- Electronics: DAE4 Sn1235; Calibrated: 2010-10-22
- Phantom: SAM1; Type: SAM; Serial: TP-1475
- Measurement SW: DASY5, V5.2 Build 157; SEMCAD X Version 14.0 Build 57

Configuration/Head/Area Scan (7x11x1): Measurement grid: dx=15mm, dy=15mm
Maximum value of SAR (measured) = 0.369 mW/g

Configuration/Head/Zoom Scan (7x7x7)/Cube 0: Measurement grid: dx=5mm, dy=5mm, dz=5mm
Reference Value = 17.4 V/m; Power Drift = 0.032 dB
Peak SAR (extrapolated) = 0.438 W/kg
SAR(1 g) = 0.352 mW/g; SAR(10 g) = 0.267 mW/g
Maximum value of SAR (measured) = 0.371 mW/g

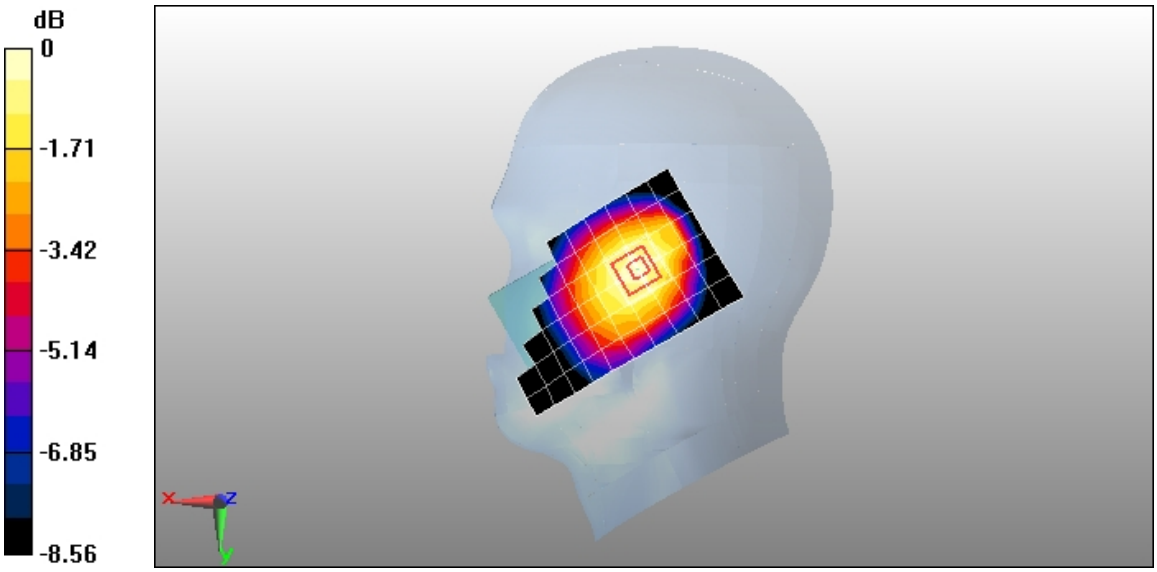

0 dB = 0.371mW/g

Date/Time: 2011-9-8 0:16:11, Date/Time: 2011-9-8 0:23:36

Test Laboratory: HUAWEI SAR Lab

U8600 GSM850 GPRS 1TS 190CH Towards phantom 10mm

DUT: U8600; Type: Mobile Phone ; Serial: Y3L7NA1173000234

Communication System: HW -GSM/GPRS/EDGE 1TS; Frequency: 836.6 MHz
Medium parameters used: f = 837 MHz; σ = 0.974 mho/m; ε_r = 53.4; ρ = 1000 kg/m^3
Phantom section: Flat Section

DASY5 Configuration:

- Probe: EX3DV4 - SN3753; ConvF(9.07, 9.07, 9.07); Calibrated: 2010-12-13
- Sensor-Surface: 4mm (Mechanical Surface Detection)
- Electronics: DAE4 Sn1235; Calibrated: 2010-10-22
- Phantom: SAM1; Type: SAM; Serial: TP-1475
- Measurement SW: DASY5, V5.2 Build 157; SEMCAD X Version 14.0 Build 57

Configuration/Body/Area Scan (7x11x1): Measurement grid: dx=15mm, dy=15mm
Maximum value of SAR (measured) = 0.757 mW/g

Configuration/Body/Zoom Scan (7x7x7)/Cube 0: Measurement grid: dx=5mm, dy=5mm, dz=5mm
Reference Value = 25.3 V/m; Power Drift = 0.019 dB
Peak SAR (extrapolated) = 0.966 W/kg
SAR(1 g) = 0.727 mW/g; SAR(10 g) = 0.539 mW/g
Maximum value of SAR (measured) = 0.766 mW/g

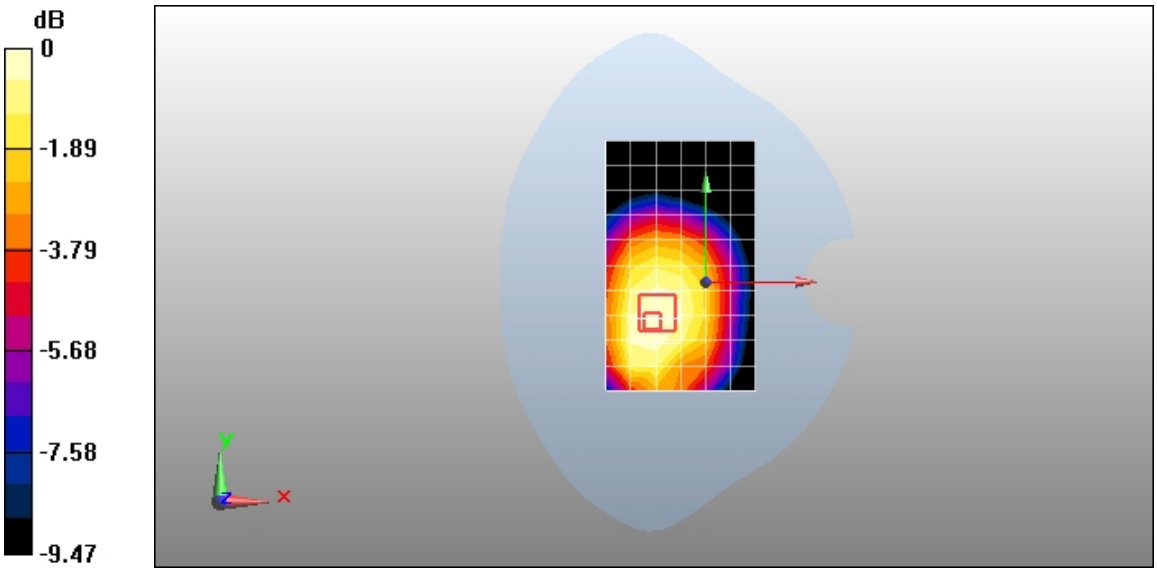

0 dB = 0.766mW/g

Date/Time: 2011-9-8 1:02:25, Date/Time: 2011-9-8 1:09:52

Test Laboratory: HUAWEI SAR Lab

U8600 GSM850 GPRS 2TS 190CH Towards phantom 10mm

DUT: U8600; Type: Mobile Phone ; Serial: Y3L7NA1173000234

Communication System: HW -GSM/GPRS/EDGE 2TS; Frequency: 836.6 MHz
Medium parameters used: f = 837 MHz; σ = 0.974 mho/m; εr = 53.4; ρ = 1000 kg/m3
Phantom section: Flat Section

DASY5 Configuration:

- Probe: EX3DV4 - SN3753; ConvF(9.07, 9.07, 9.07); Calibrated: 2010-12-13
- Sensor-Surface: 4mm (Mechanical Surface Detection)
- Electronics: DAE4 Sn1235; Calibrated: 2010-10-22
- Phantom: SAM1; Type: SAM; Serial: TP-1475
- Measurement SW: DASY5, V5.2 Build 157; SEMCAD X Version 14.0 Build 57

Configuration/Body/Area Scan (7x11x1): Measurement grid: dx=15mm, dy=15mm
Maximum value of SAR (measured) = 0.991 mW/g

Configuration/Body/Zoom Scan (7x7x7)/Cube 0: Measurement grid: dx=5mm, dy=5mm, dz=5mm
Reference Value = 29 V/m; Power Drift = 0.019 dB
Peak SAR (extrapolated) = 1.28 W/kg
SAR(1 g) = 0.962 mW/g; SAR(10 g) = 0.708 mW/g

Maximum value of SAR (measured) = 1.01 mW/g

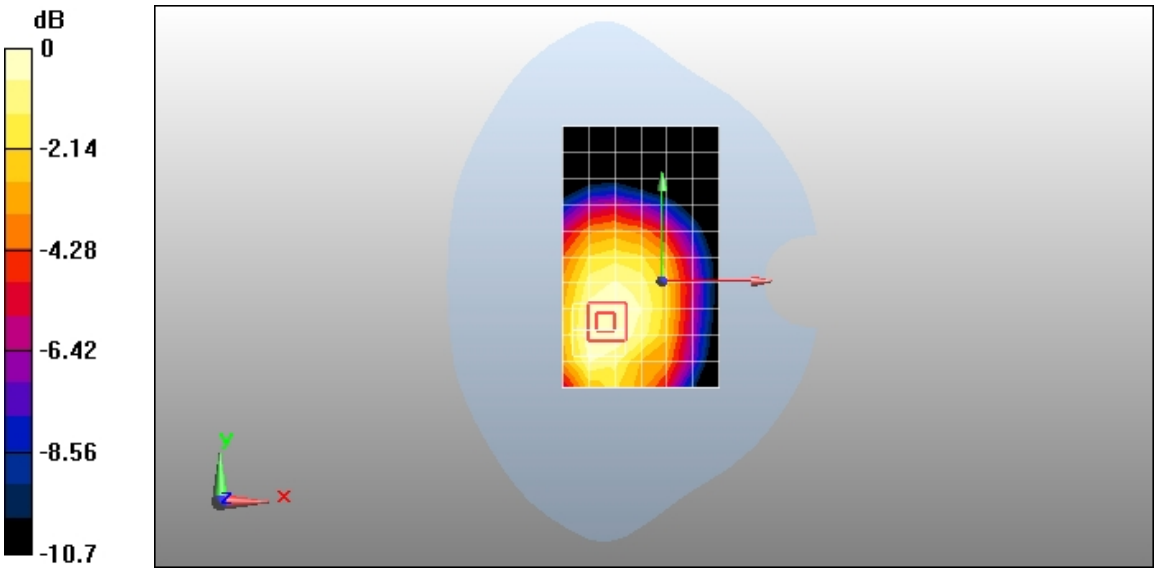

0 dB = 1.01mW/g

Date/Time: 2011-9-8 4:33:58, Date/Time: 2011-9-8 4:41:24

Test Laboratory: HUAWEI SAR Lab

U8600 GSM850 GPRS 2TS 190CH Towards Ground 10mm

DUT: U8600; Type: Mobile Phone ; Serial: Y3L7NA1173000234

Communication System: HW -GSM/GPRS/EDGE 2TS; Frequency: 836.6 MHz
Medium parameters used: f = 837 MHz; σ = 0.974 mho/m; εr = 53.4; ρ = 1000 kg/m3
Phantom section: Flat Section

DASY5 Configuration:

- Probe: EX3DV4 - SN3753; ConvF(9.07, 9.07, 9.07); Calibrated: 2010-12-13
- Sensor-Surface: 4mm (Mechanical Surface Detection)
- Electronics: DAE4 Sn1235; Calibrated: 2010-10-22
- Phantom: SAM1; Type: SAM; Serial: TP-1475
- Measurement SW: DASY5, V5.2 Build 157; SEMCAD X Version 14.0 Build 57

Configuration/Body/Area Scan (7x11x1): Measurement grid: dx=15mm, dy=15mm
Maximum value of SAR (measured) = 1.15 mW/g

Configuration/Body/Zoom Scan (7x7x7)/Cube 0: Measurement grid: dx=5mm, dy=5mm, dz=5mm
Reference Value = 30.1 V/m; Power Drift = 0.031 dB
Peak SAR (extrapolated) = 1.52 W/kg
SAR(1 g) = 1.08 mW/g; SAR(10 g) = 0.782 mW/g

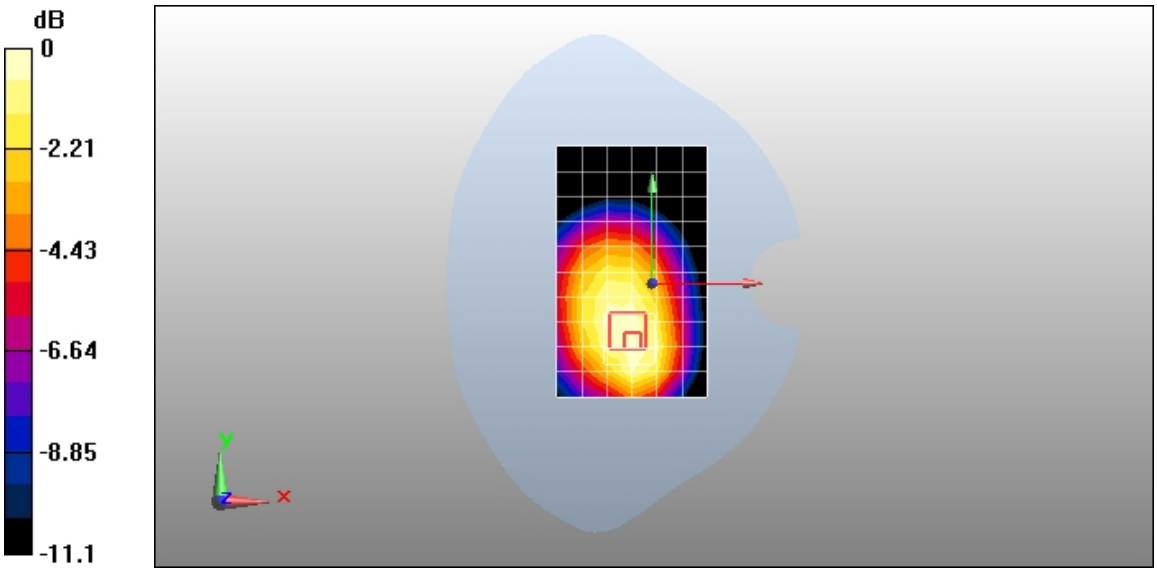
dB
0
-2.21
-4.43
-6.64
-8.85
-11.1
y
x

0 dB = 1.15mW/g

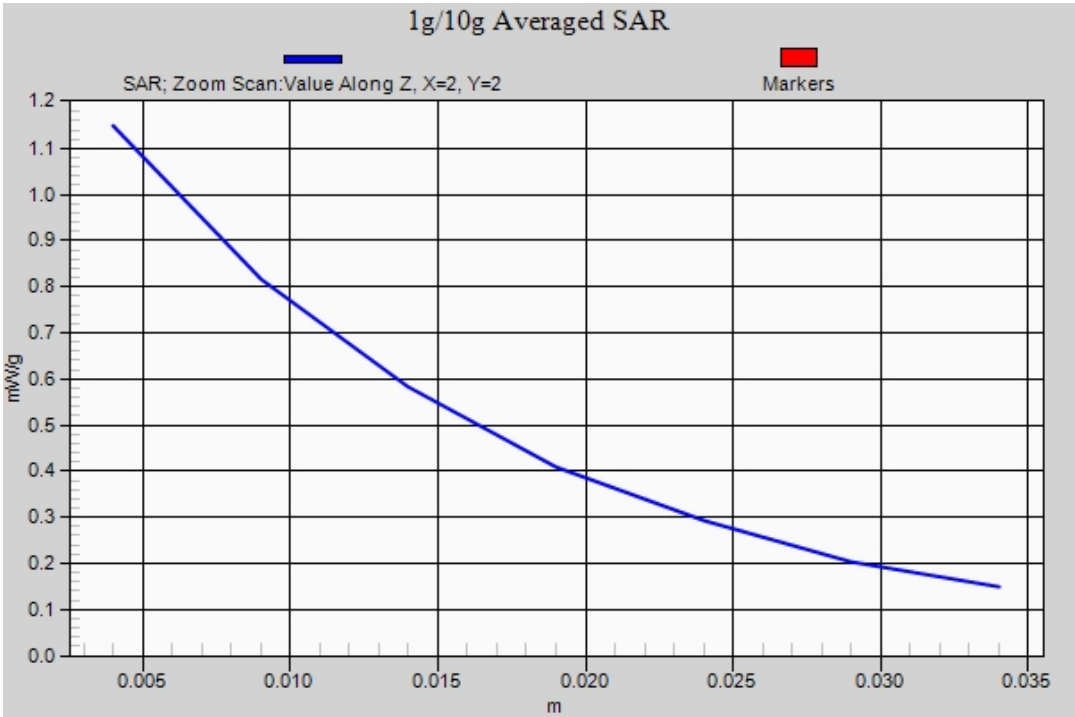
1g/10g Averaged SAR
SAR; Zoom Scan:Value Along Z, X=2, Y=2
Markers
mW/g
1.2
1.1
1.0
0.9
0.8
0.7
0.6
0.5
0.4
0.3
0.2
0.1
0.0
0.005
0.010
0.015
0.020
0.025
0.030
0.035
m

Date/Time: 2011-9-8 6:17:31, Date/Time: 2011-9-8 6:24:57

Test Laboratory: HUAWEI SAR Lab

U8600 GSM850 GPRS 2TS 190CH Left edge 10mm

DUT: U8600; Type: Mobile Phone ; Serial: Y3L7NA1173000234

Communication System: HW -GSM/GPRS/EDGE 2TS; Frequency: 836.6 MHz
Medium parameters used: f = 837 MHz; σ = 0.974 mho/m; ε_r = 53.4; ρ = 1000 kg/m^3
Phantom section: Flat Section

DASY5 Configuration:

- Probe: EX3DV4 - SN3753; ConvF(9.07, 9.07, 9.07); Calibrated: 2010-12-13
- Sensor-Surface: 4mm (Mechanical Surface Detection)
- Electronics: DAE4 Sn1235; Calibrated: 2010-10-22
- Phantom: SAM1; Type: SAM; Serial: TP-1475
- Measurement SW: DASY5, V5.2 Build 157; SEMCAD X Version 14.0 Build 57

Configuration/Body/Area Scan (7x11x1): Measurement grid: dx=15mm, dy=15mm
Maximum value of SAR (measured) = 0.859 mW/g

Configuration/Body/Zoom Scan (7x7x7)/Cube 0: Measurement grid: dx=5mm, dy=5mm, dz=5mm
Reference Value = 29.2 V/m; Power Drift = -0.055 dB
Peak SAR (extrapolated) = 1.27 W/kg
SAR(1 g) = 0.875 mW/g; SAR(10 g) = 0.595 mW/g
Maximum value of SAR (measured) = 0.941 mW/g

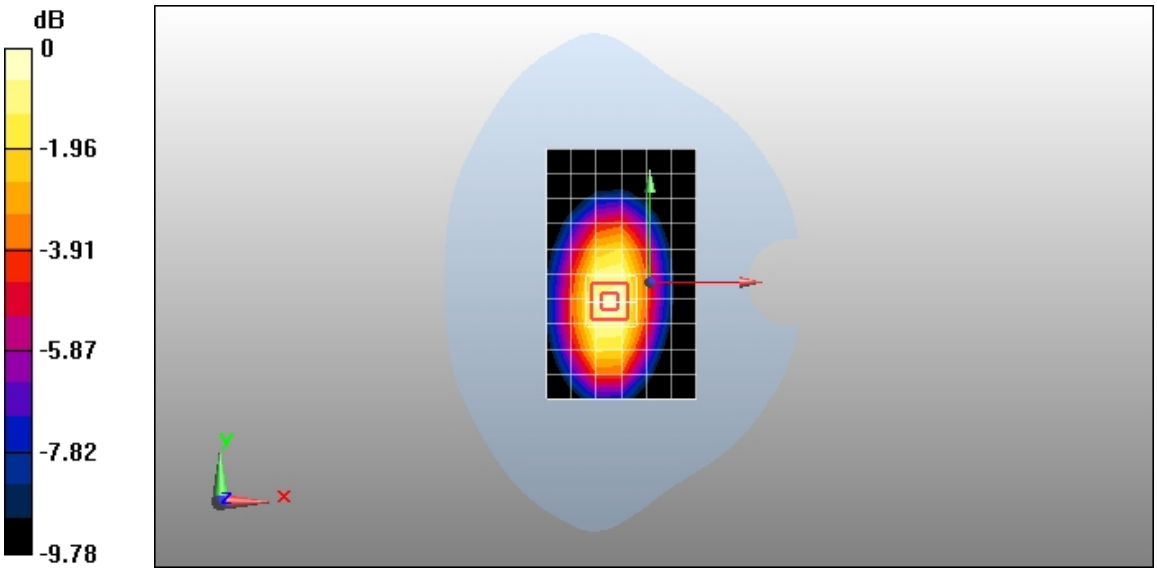

0 dB = 0.941mW/g

Date/Time: 2011-9-8 11:07:09, Date/Time: 2011-9-8 11:12:27

Test Laboratory: HUAWEI SAR Lab

U8600 GSM850 GPRS 2TS 190CH Right edge 10mm

DUT: U8600; Type: Mobile Phone ; Serial: Y3L7NA1173000234

Communication System: HW -GSM/GPRS/EDGE 2TS; Frequency: 836.6 MHz
Medium parameters used: f = 837 MHz; σ = 0.974 mho/m; ε_r = 53.4; ρ = 1000 kg/m^3
Phantom section: Flat Section

DASY5 Configuration:

- Probe: EX3DV4 - SN3753; ConvF(9.07, 9.07, 9.07); Calibrated: 2010-12-13
- Sensor-Surface: 4mm (Mechanical Surface Detection)
- Electronics: DAE4 Sn1235; Calibrated: 2010-10-22
- Phantom: SAM1; Type: SAM; Serial: TP-1475
- Measurement SW: DASY5, V5.2 Build 157; SEMCAD X Version 14.0 Build 57

Configuration/Body/Area Scan (5x11x1): Measurement grid: dx=15mm, dy=15mm
Maximum value of SAR (measured) = 0.704 mW/g

Configuration/Body/Zoom Scan (7x7x7)/Cube 0: Measurement grid: dx=5mm, dy=5mm, dz=5mm
Reference Value = 27 V/m; Power Drift = 0.00605 dB
Peak SAR (extrapolated) = 1.06 W/kg
SAR(1 g) = 0.728 mW/g; SAR(10 g) = 0.499 mW/g
Maximum value of SAR (measured) = 0.779 mW/g

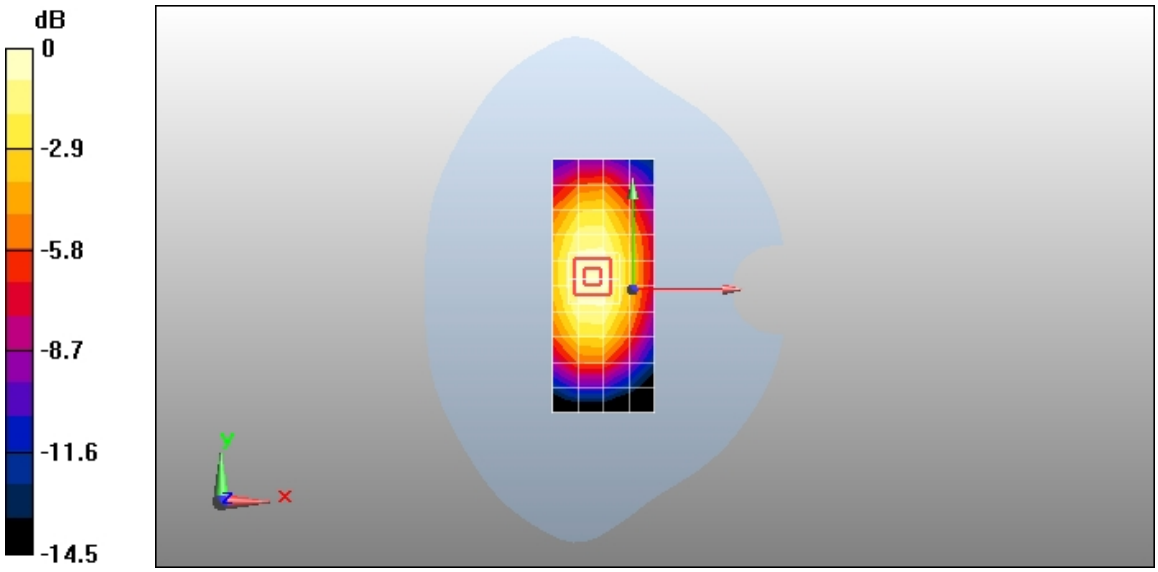

0 dB = 0.779mW/g

Date/Time: 2011-9-8 11:36:02, Date/Time: 2011-9-8 11:39:55

Test Laboratory: HUAWEI SAR Lab

U8600 GSM850 GPRS 2TS 190CH Bottom edge 10mm

DUT: U8600; Type: Mobile Phone ; Serial: Y3L7NA1173000234

Communication System: HW -GSM/GPRS/EDGE 2TS; Frequency: 836.6 MHz
Medium parameters used: f = 837 MHz; σ = 0.974 mho/m; ε_r = 53.4; ρ = 1000 kg/m^3
Phantom section: Flat Section

DASY5 Configuration:

- Probe: EX3DV4 - SN3753; ConvF(9.07, 9.07, 9.07); Calibrated: 2010-12-13
- Sensor-Surface: 4mm (Mechanical Surface Detection)
- Electronics: DAE4 Sn1235; Calibrated: 2010-10-22
- Phantom: SAM1; Type: SAM; Serial: TP-1475
- Measurement SW: DASY5, V5.2 Build 157; SEMCAD X Version 14.0 Build 57

Configuration/Body/Area Scan (5x8x1): Measurement grid: dx=15mm, dy=15mm
Maximum value of SAR (measured) = 0.191 mW/g

Configuration/Body/Zoom Scan (7x7x7)/Cube 0: Measurement grid: dx=5mm, dy=5mm, dz=5mm
Reference Value = 14.3 V/m; Power Drift = 0.060 dB
Peak SAR (extrapolated) = 0.360 W/kg
SAR(1 g) = 0.183 mW/g; SAR(10 g) = 0.096 mW/g
Maximum value of SAR (measured) = 0.207 mW/g

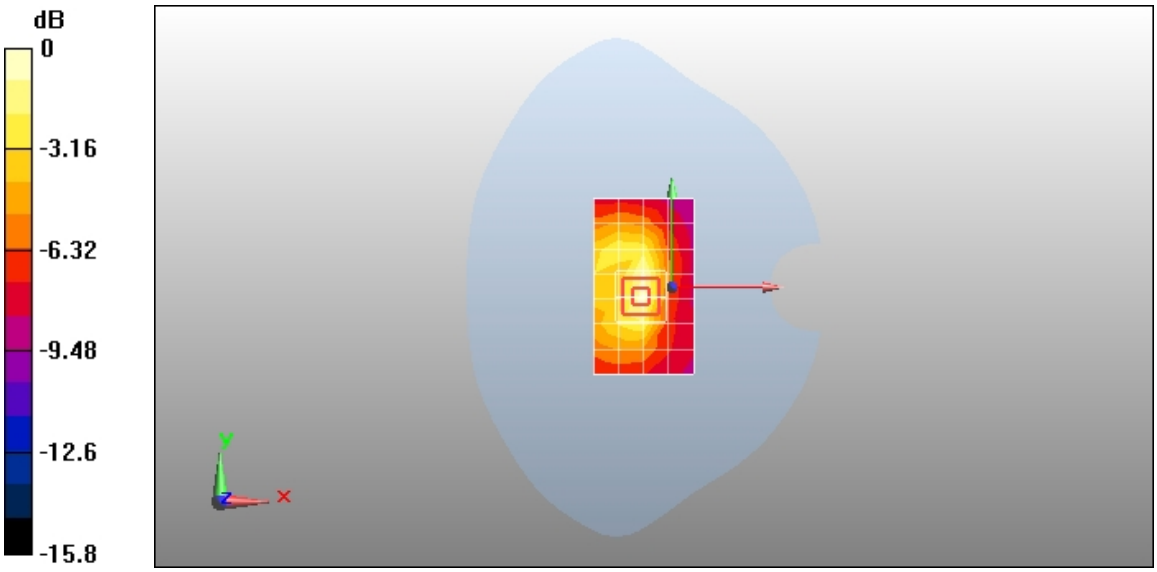

0 dB = 0.207mW/g

Date/Time: 2011-9-8 1:38:45, Date/Time: 2011-9-8 1:46:13

Test Laboratory: HUAWEI SAR Lab

U8600 GSM850 GPRS 2TS 251CH Towards phantom 10mm

DUT: U8600; Type: Mobile Phone ; Serial: Y3L7NA1173000234

Communication System: HW -GSM/GPRS/EDGE 2TS; Frequency: 848.8 MHz
Medium parameters used: f = 849 MHz; σ = 1 mho/m; ε_r = 53.3; ρ = 1000 kg/m^3
Phantom section: Flat Section

DASY5 Configuration:

- Probe: EX3DV4 - SN3753; ConvF(9.07, 9.07, 9.07); Calibrated: 2010-12-13
- Sensor-Surface: 4mm (Mechanical Surface Detection)
- Electronics: DAE4 Sn1235; Calibrated: 2010-10-22
- Phantom: SAM1; Type: SAM; Serial: TP-1475
- Measurement SW: DASY5, V5.2 Build 157; SEMCAD X Version 14.0 Build 57

Configuration/Body/Area Scan (7x11x1): Measurement grid: dx=15mm, dy=15mm
Maximum value of SAR (measured) = 0.944 mW/g

Configuration/Body/Zoom Scan (7x7x7)/Cube 0: Measurement grid: dx=5mm, dy=5mm, dz=5mm
Reference Value = 27.6 V/m; Power Drift = 0.00622 dB
Peak SAR (extrapolated) = 1.18 W/kg
SAR(1 g) = 0.892 mW/g; SAR(10 g) = 0.660 mW/g
Maximum value of SAR (measured) = 0.940 mW/g

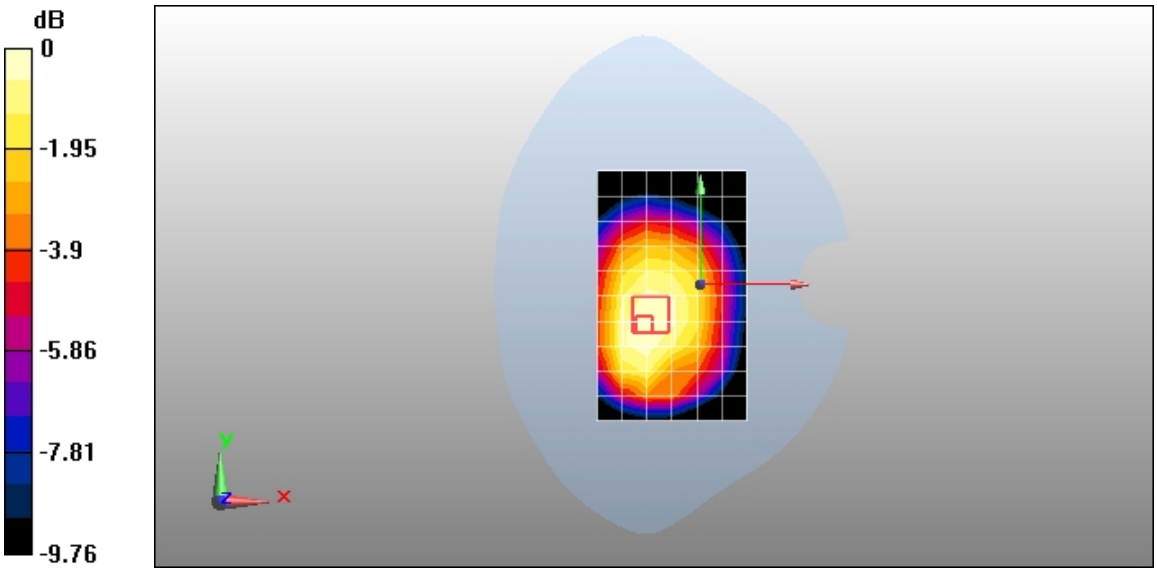

0 dB = 0.940mW/g

Date/Time: 2011-9-8 2:24:42, Date/Time: 2011-9-8 2:32:08

Test Laboratory: HUAWEI SAR Lab

U8600 GSM850 GPRS 2TS 128CH Towards phantom 10mm

DUT: U8600; Type: Mobile Phone ; Serial: Y3L7NA1173000234

Communication System: HW -GSM/GPRS/EDGE 2TS; Frequency: 824.2 MHz
Medium parameters used (interpolated): f = 824.2 MHz; σ = 0.974 mho/m; ε_r = 53.2; ρ = 1000 kg/m^3
Phantom section: Flat Section

DASY5 Configuration:

- Probe: EX3DV4 - SN3753; ConvF(9.07, 9.07, 9.07); Calibrated: 2010-12-13
- Sensor-Surface: 4mm (Mechanical Surface Detection)
- Electronics: DAE4 Sn1235; Calibrated: 2010-10-22
- Phantom: SAM1; Type: SAM; Serial: TP-1475
- Measurement SW: DASY5, V5.2 Build 157; SEMCAD X Version 14.0 Build 57

Configuration/Body/Area Scan (7x11x1): Measurement grid: dx=15mm, dy=15mm

Info: Interpolated medium parameters used for SAR evaluation.
Maximum value of SAR (measured) = 0.961 mW/g

Configuration/Body/Zoom Scan (7x7x7)/Cube 0: Measurement grid: dx=5mm, dy=5mm, dz=5mm
Reference Value = 28.4 V/m; Power Drift = 0.010 dB
Peak SAR (extrapolated) = 1.22 W/kg
SAR(1 g) = 0.920 mW/g; SAR(10 g) = 0.683 mW/g

Info: Interpolated medium parameters used for SAR evaluation.
Maximum value of SAR (measured) = 0.969 mW/g

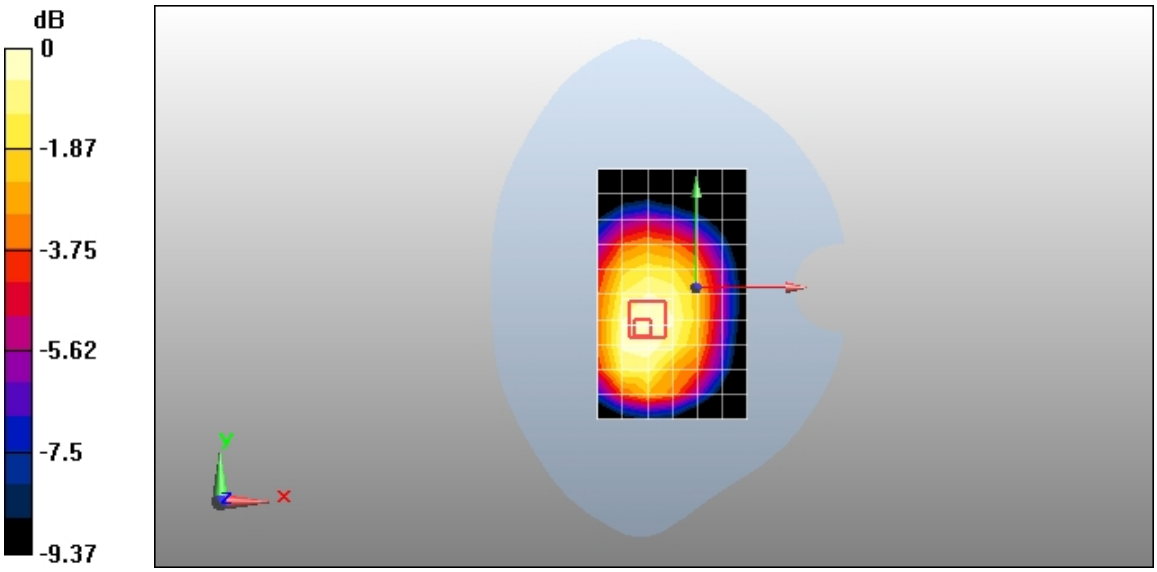

0 dB = 0.969mW/g

Date/Time: 2011-9-8 5:02:13, Date/Time: 2011-9-8 5:09:39

Test Laboratory: HUAWEI SAR Lab

U8600 GSM850 GPRS 2TS 251CH Towards Ground 10mm

DUT: U8600; Type: Mobile Phone ; Serial: Y3L7NA1173000234

Communication System: HW -GSM/GPRS/EDGE 2TS; Frequency: 848.8 MHz
Medium parameters used: f = 849 MHz; σ = 1 mho/m; εr = 53.3; ρ = 1000 kg/m3
Phantom section: Flat Section

DASY5 Configuration:

- Probe: EX3DV4 - SN3753; ConvF(9.07, 9.07, 9.07); Calibrated: 2010-12-13
- Sensor-Surface: 4mm (Mechanical Surface Detection)
- Electronics: DAE4 Sn1235; Calibrated: 2010-10-22
- Phantom: SAM1; Type: SAM; Serial: TP-1475
- Measurement SW: DASY5, V5.2 Build 157; SEMCAD X Version 14.0 Build 57

Configuration/Body/Area Scan (7x11x1): Measurement grid: dx=15mm, dy=15mm
Maximum value of SAR (measured) = 1.01 mW/g

Configuration/Body/Zoom Scan (7x7x7)/Cube 0: Measurement grid: dx=5mm, dy=5mm, dz=5mm
Reference Value = 28.4 V/m; Power Drift = 0.086 dB
Peak SAR (extrapolated) = 1.4 W/kg
SAR(1 g) = 0.992 mW/g; SAR(10 g) = 0.699 mW/g

Maximum value of SAR (measured) = 1.05 mW/g

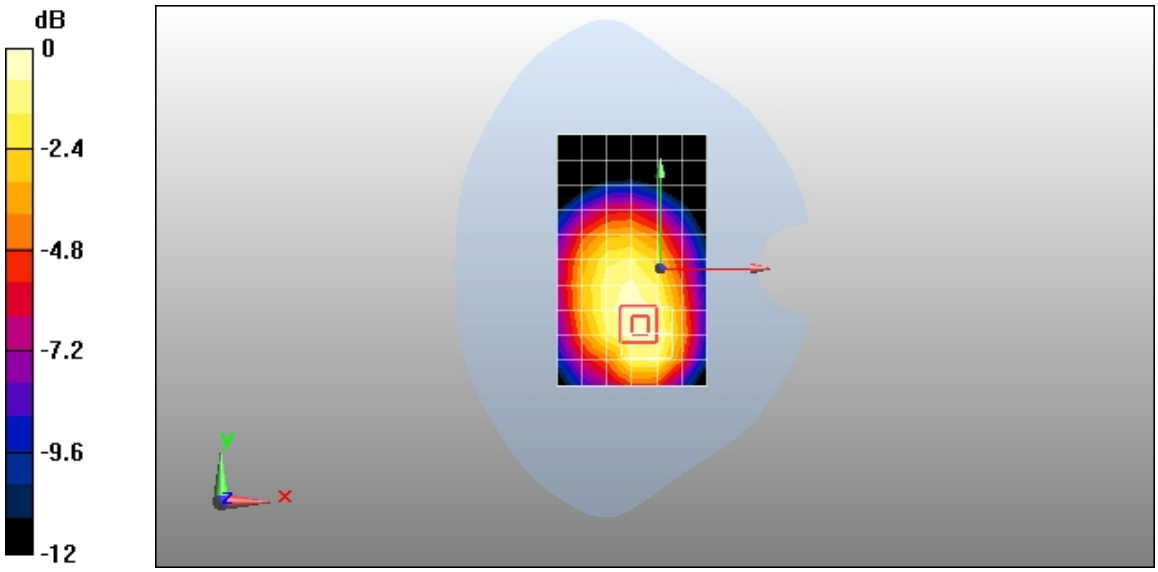

0 dB = 1.05mW/g

Test Laboratory: HUAWEI SAR Lab

U8600 GSM850 GPRS 2TS 128CH Towards Ground 10mm

DUT: U8600; Type: Mobile Phone ; Serial: Y3L7NA1173000234

Communication System: HW -GSM/GPRS/EDGE 2TS; Frequency: 824.2 MHz
Medium parameters used (interpolated): f = 824.2 MHz; σ = 0.974 mho/m; εr = 53.2; ρ = 1000 kg/m3
Phantom section: Flat Section

DASY5 Configuration:

- Probe: EX3DV4 - SN3753; ConvF(9.07, 9.07, 9.07); Calibrated: 2010-12-13
- Sensor-Surface: 4mm (Mechanical Surface Detection)
- Electronics: DAE4 Sn1235; Calibrated: 2010-10-22
- Phantom: SAM1; Type: SAM; Serial: TP-1475
- Measurement SW: DASY5, V5.2 Build 157; SEMCAD X Version 14.0 Build 57

Configuration/Body/Area Scan (7x11x1): Measurement grid: dx=15mm, dy=15mm

Info: Interpolated medium parameters used for SAR evaluation.
Maximum value of SAR (measured) = 1.06 mW/g

Configuration/Body/Zoom Scan (7x7x7)/Cube 0: Measurement grid: dx=5mm, dy=5mm, dz=5mm
Reference Value = 29.2 V/m; Power Drift = -0.068 dB
Peak SAR (extrapolated) = 1.43 W/kg
SAR(1 g) = 1.02 mW/g; SAR(10 g) = 0.728 mW/g

Info: Interpolated medium parameters used for SAR evaluation.
Maximum value of SAR (measured) = 1.08 mW/g

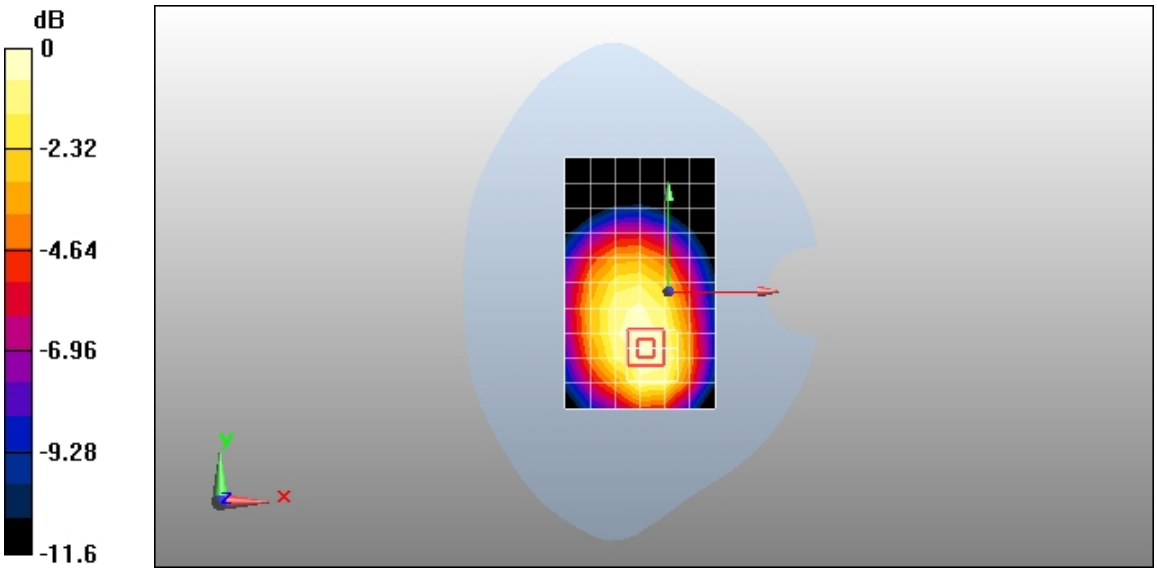

0 dB = 1.08mW/g

Date/Time: 2011-9-8 6:40:44, Date/Time: 2011-9-8 6:48:10

Test Laboratory: HUAWEI SAR Lab

U8600 GSM850 GPRS 2TS 251CH Left edge 10mm

DUT: U8600; Type: Mobile Phone ; Serial: Y3L7NA1173000234

Communication System: HW -GSM/GPRS/EDGE 2TS; Frequency: 848.8 MHz
Medium parameters used: f = 849 MHz; σ = 1 mho/m; ε_r = 53.3; ρ = 1000 kg/m^3
Phantom section: Flat Section

DASY5 Configuration:

- Probe: EX3DV4 - SN3753; ConvF(9.07, 9.07, 9.07); Calibrated: 2010-12-13
- Sensor-Surface: 4mm (Mechanical Surface Detection)
- Electronics: DAE4 Sn1235; Calibrated: 2010-10-22
- Phantom: SAM1; Type: SAM; Serial: TP-1475
- Measurement SW: DASY5, V5.2 Build 157; SEMCAD X Version 14.0 Build 57

Configuration/Body/Area Scan (7x11x1): Measurement grid: dx=15mm, dy=15mm
Maximum value of SAR (measured) = 0.775 mW/g

Configuration/Body/Zoom Scan (7x7x7)/Cube 0: Measurement grid: dx=5mm, dy=5mm, dz=5mm
Reference Value = 27.3 V/m; Power Drift = 0.094 dB
Peak SAR (extrapolated) = 1.15 W/kg
SAR(1 g) = 0.798 mW/g; SAR(10 g) = 0.541 mW/g
Maximum value of SAR (measured) = 0.850 mW/g

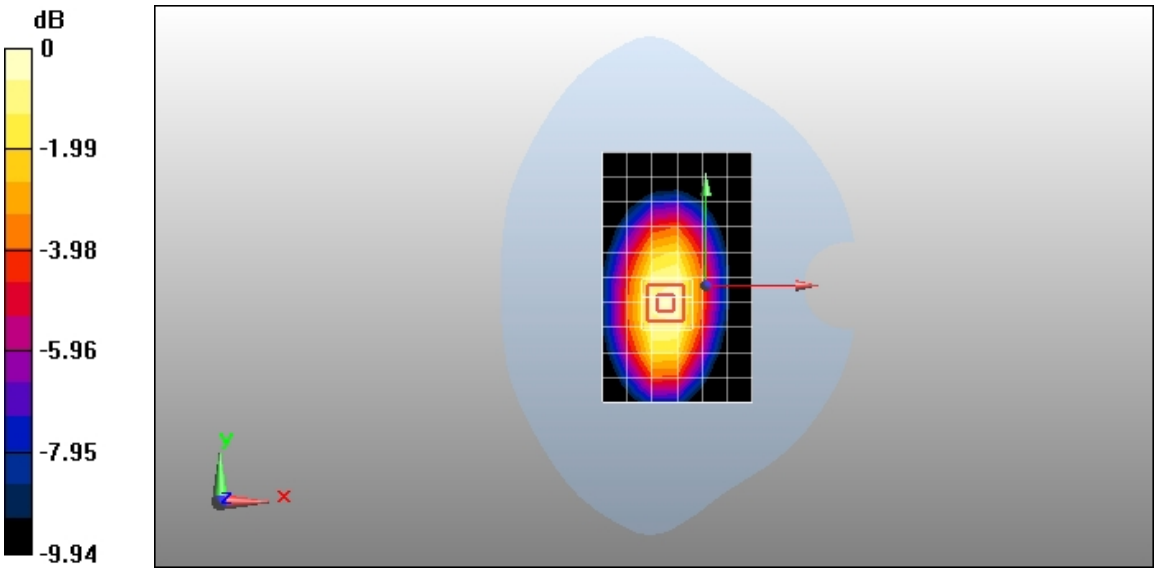

0 dB = 0.850mW/g

Date/Time: 2011-9-8 7:02:57, Date/Time: 2011-9-8 7:10:23

Test Laboratory: HUAWEI SAR Lab

U8600 GSM850 GPRS 2TS 128CH Left edge 10mm

DUT: U8600; Type: Mobile Phone ; Serial: Y3L7NA1173000234

Communication System: HW -GSM/GPRS/EDGE 2TS; Frequency: 824.2 MHz
Medium parameters used (interpolated): f = 824.2 MHz; σ = 0.974 mho/m; ε_r = 53.2; ρ = 1000 kg/m^3
Phantom section: Flat Section

DASY5 Configuration:

- Probe: EX3DV4 - SN3753; ConvF(9.07, 9.07, 9.07); Calibrated: 2010-12-13
- Sensor-Surface: 4mm (Mechanical Surface Detection)
- Electronics: DAE4 Sn1235; Calibrated: 2010-10-22
- Phantom: SAM1; Type: SAM; Serial: TP-1475
- Measurement SW: DASY5, V5.2 Build 157; SEMCAD X Version 14.0 Build 57

Configuration/Body/Area Scan (7x11x1): Measurement grid: dx=15mm, dy=15mm

Info: Interpolated medium parameters used for SAR evaluation.
Maximum value of SAR (measured) = 0.752 mW/g

Configuration/Body/Zoom Scan (7x7x7)/Cube 0: Measurement grid: dx=5mm, dy=5mm, dz=5mm
Reference Value = 27.3 V/m; Power Drift = -0.026 dB
Peak SAR (extrapolated) = 1.11 W/kg
SAR(1 g) = 0.769 mW/g; SAR(10 g) = 0.526 mW/g

Info: Interpolated medium parameters used for SAR evaluation.
Maximum value of SAR (measured) = 0.826 mW/g

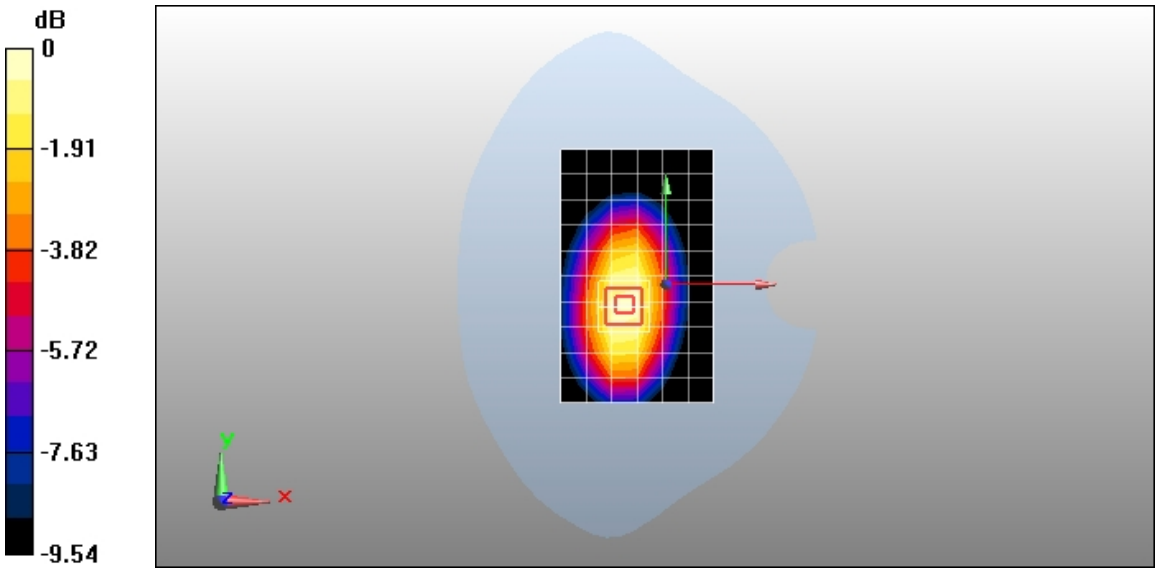

0 dB = 0.826mW/g

Date/Time: 2011-9-8 19:00:33, Date/Time: 2011-9-8 19:07:59

Test Laboratory: HUAWEI SAR Lab

U8600 GSM850 EGPRS 1TS 190CH Towards Ground 10mm

DUT: U8600; Type: Mobile Phone ; Serial: Y3L7NA1173000234

Communication System: HW -GSM/GPRS/EDGE 1TS; Frequency: 836.6 MHz
Medium parameters used: f = 837 MHz; σ = 0.974 mho/m; εr = 53.4; ρ = 1000 kg/m3
Phantom section: Flat Section

DASY5 Configuration:

- Probe: EX3DV4 - SN3753; ConvF(9.07, 9.07, 9.07); Calibrated: 2010-12-13
- Sensor-Surface: 4mm (Mechanical Surface Detection)
- Electronics: DAE4 Sn1235; Calibrated: 2010-10-22
- Phantom: SAM1; Type: SAM; Serial: TP-1475
- Measurement SW: DASY5, V5.2 Build 157; SEMCAD X Version 14.0 Build 57

Configuration/Body/Area Scan (7x11x1): Measurement grid: dx=15mm, dy=15mm
Maximum value of SAR (measured) = 0.831 mW/g

Configuration/Body/Zoom Scan (7x7x7)/Cube 0: Measurement grid: dx=5mm, dy=5mm, dz=5mm
Reference Value = 25.3 V/m; Power Drift = -0.047 dB
Peak SAR (extrapolated) = 1.11 W/kg
SAR(1 g) = 0.796 mW/g; SAR(10 g) = 0.575 mW/g
Maximum value of SAR (measured) = 0.846 mW/g

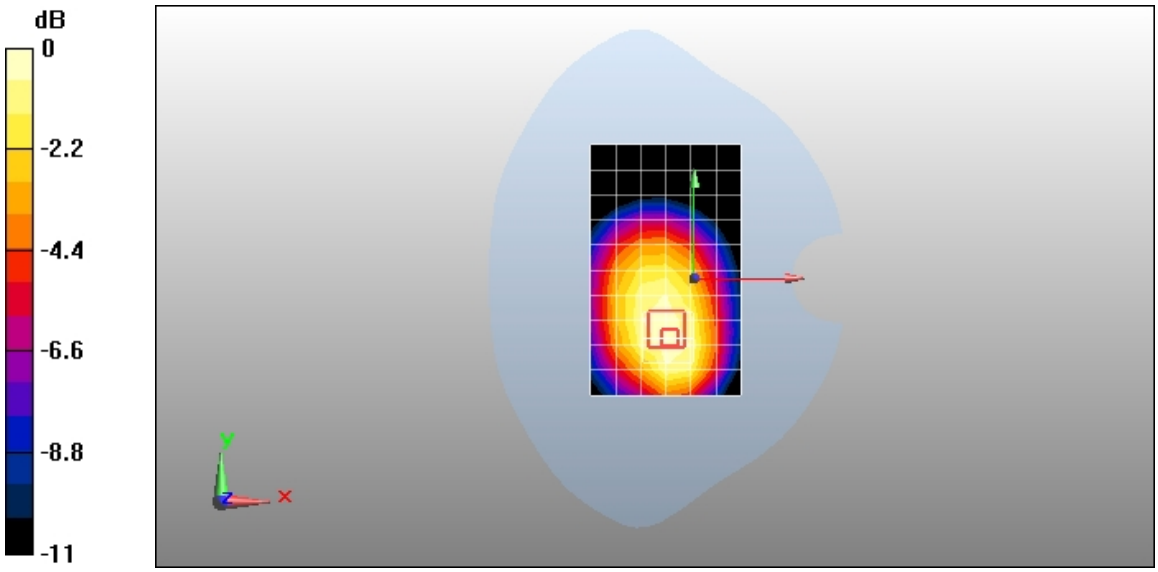

0 dB = 0.846mW/g

Test Laboratory: HUAWEI SAR Lab

U8600 GSM850 EGPRS 2TS 190CH Towards Ground 10mm

DUT: U8600; Type: Mobile Phone ; Serial: Y3L7NA1173000234

Communication System: HW -GSM/GPRS/EDGE 2TS; Frequency: 836.6 MHz
Medium parameters used: f = 837 MHz; σ = 0.974 mho/m; ε_r = 53.4; ρ = 1000 kg/m^3
Phantom section: Flat Section

DASY5 Configuration:

- Probe: EX3DV4 - SN3753; ConvF(9.07, 9.07, 9.07); Calibrated: 2010-12-13
- Sensor-Surface: 4mm (Mechanical Surface Detection)
- Electronics: DAE4 Sn1235; Calibrated: 2010-10-22
- Phantom: SAM1; Type: SAM; Serial: TP-1475
- Measurement SW: DASY5, V5.2 Build 157; SEMCAD X Version 14.0 Build 57

Configuration/Body/Area Scan (7x11x1): Measurement grid: dx=15mm, dy=15mm
Maximum value of SAR (measured) = 1.14 mW/g

Configuration/Body/Zoom Scan (7x7x7)/Cube 0: Measurement grid: dx=5mm, dy=5mm, dz=5mm
Reference Value = 32.6 V/m; Power Drift = -0.085 dB
Peak SAR (extrapolated) = 1.5 W/kg
SAR(1 g) = 1.07 mW/g; SAR(10 g) = 0.764 mW/g

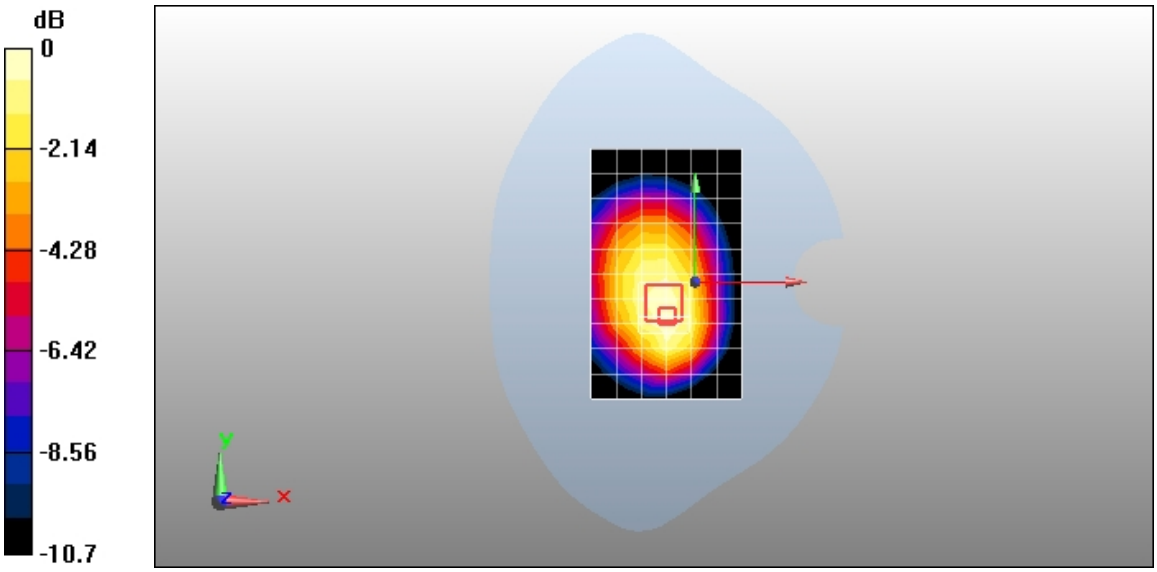

0 dB = 1.14mW/g

Date/Time: 2011-9-8 16:53:58, Date/Time: 2011-9-8 17:15:51

Test Laboratory: HUAWEI SAR Lab

U8600 GSM850 EGPRS 2TS 251CH Towards Ground 10mm

DUT: U8600; Type: Mobile Phone ; Serial: Y3L7NA1173000234

Communication System: HW -GSM/GPRS/EDGE 2TS; Frequency: 848.8 MHz
Medium parameters used: f = 849 MHz; σ = 1 mho/m; ε_r = 53.3; ρ = 1000 kg/m^3
Phantom section: Flat Section

DASY5 Configuration:

- Probe: EX3DV4 - SN3753; ConvF(9.07, 9.07, 9.07); Calibrated: 2010-12-13
- Sensor-Surface: 4mm (Mechanical Surface Detection)
- Electronics: DAE4 Sn1235; Calibrated: 2010-10-22
- Phantom: SAM1; Type: SAM; Serial: TP-1475
- Measurement SW: DASY5, V5.2 Build 157; SEMCAD X Version 14.0 Build 57

Configuration/Body/Area Scan (7x11x1): Measurement grid: dx=15mm, dy=15mm
Maximum value of SAR (measured) = 1.02 mW/g

Configuration/Body/Zoom Scan (7x7x7)/Cube 0: Measurement grid: dx=5mm, dy=5mm, dz=5mm
Reference Value = 29.4 V/m; Power Drift = -0.014 dB
Peak SAR (extrapolated) = 1.41 W/kg
SAR(1 g) = 0.985 mW/g; SAR(10 g) = 0.698 mW/g
Maximum value of SAR (measured) = 1.05 mW/g

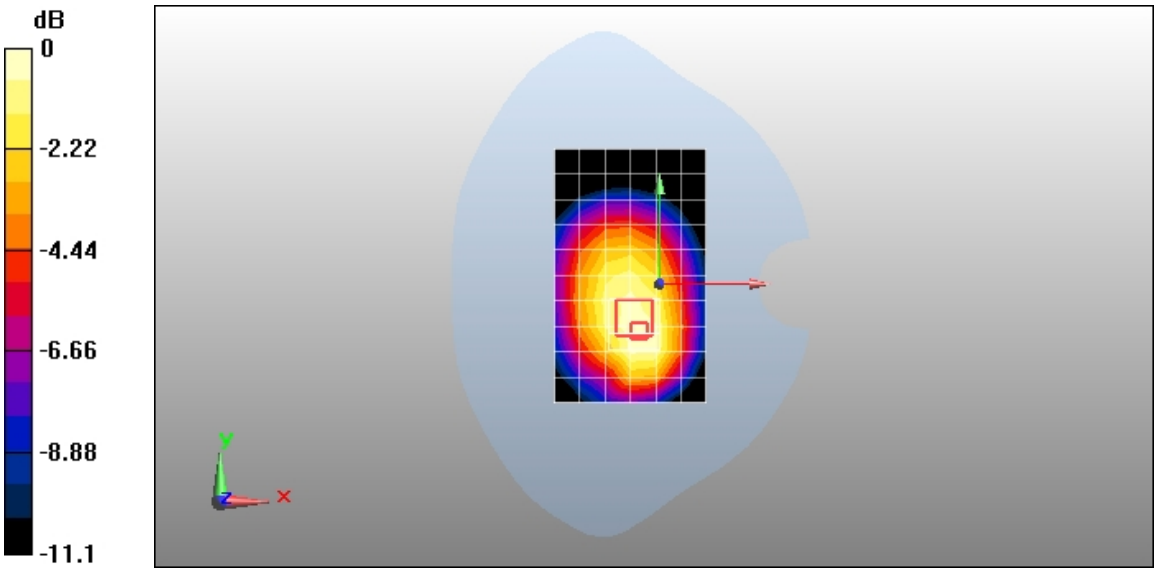

0 dB = 1.05mW/g

Date/Time: 2011-9-8 17:32:10, Date/Time: 2011-9-8 17:39:56

Test Laboratory: HUAWEI SAR Lab

U8600 GSM850 EGPRS 2TS 128CH Towards Ground 10mm

DUT: U8600; Type: Mobile Phone ; Serial: Y3L7NA1173000234

Communication System: HW -GSM/GPRS/EDGE 2TS; Frequency: 824.2 MHz
Medium parameters used (interpolated): f = 824.2 MHz; σ = 0.974 mho/m; εr = 53.2; ρ = 1000 kg/m3
Phantom section: Flat Section

DASY5 Configuration:

- Probe: EX3DV4 - SN3753; ConvF(9.07, 9.07, 9.07); Calibrated: 2010-12-13
- Sensor-Surface: 4mm (Mechanical Surface Detection)
- Electronics: DAE4 Sn1235; Calibrated: 2010-10-22
- Phantom: SAM1; Type: SAM; Serial: TP-1475
- Measurement SW: DASY5, V5.2 Build 157; SEMCAD X Version 14.0 Build 57

Configuration/Body/Area Scan (7x11x1): Measurement grid: dx=15mm, dy=15mm

Info: Interpolated medium parameters used for SAR evaluation.
Maximum value of SAR (measured) = 1.05 mW/g

Configuration/Body/Zoom Scan (7x7x7)/Cube 0: Measurement grid: dx=5mm, dy=5mm, dz=5mm
Reference Value = 30.2 V/m; Power Drift = -0.080 dB
Peak SAR (extrapolated) = 1.39 W/kg
SAR(1 g) = 0.985 mW/g; SAR(10 g) = 0.684 mW/g

Info: Interpolated medium parameters used for SAR evaluation.
Maximum value of SAR (measured) = 1.04 mW/g

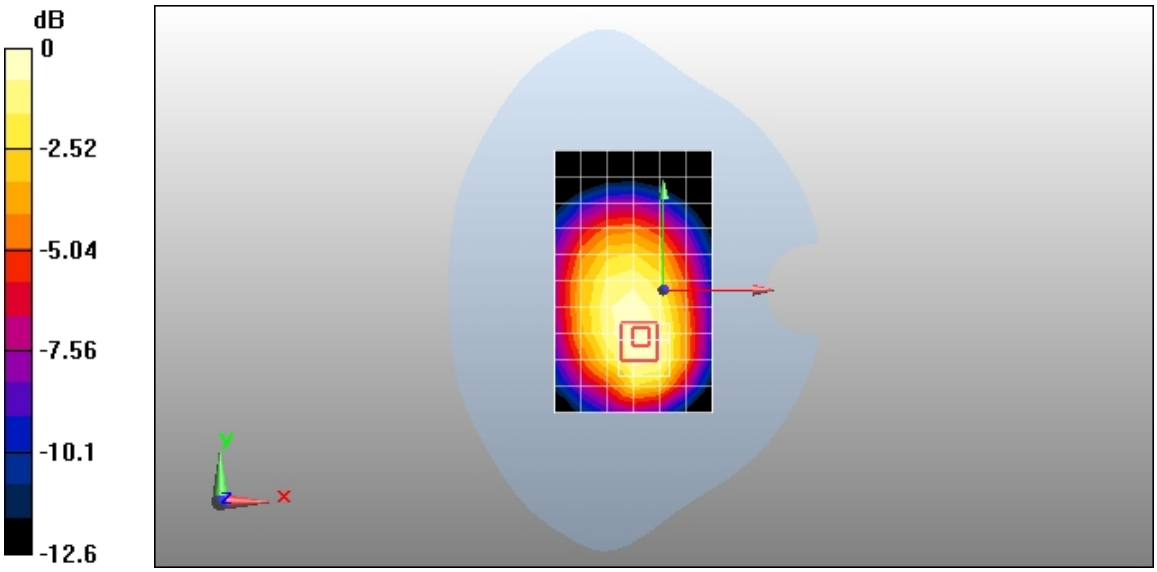

0 dB = 1.04mW/g

Date/Time: 2011-9-8 19:27:12, Date/Time: 2011-9-8 19:34:38

Test Laboratory: HUAWEI SAR Lab

U8600 GSM850 190CH Towards Ground 10mm with Headset

DUT: U8600; Type: Mobile Phone ; Serial: Y3L7NA1173000234

Communication System: HW -GSM/GPRS/EDGE 1TS; Frequency: 836.6 MHz
Medium parameters used: f = 837 MHz; σ = 0.974 mho/m; εr = 53.4; ρ = 1000 kg/m3
Phantom section: Flat Section

DASY5 Configuration:

- Probe: EX3DV4 - SN3753; ConvF(9.07, 9.07, 9.07); Calibrated: 2010-12-13
- Sensor-Surface: 4mm (Mechanical Surface Detection)
- Electronics: DAE4 Sn1235; Calibrated: 2010-10-22
- Phantom: SAM1; Type: SAM; Serial: TP-1475
- Measurement SW: DASY5, V5.2 Build 157; SEMCAD X Version 14.0 Build 57

Configuration/Body/Area Scan (7x11x1): Measurement grid: dx=15mm, dy=15mm
Maximum value of SAR (measured) = 0.670 mW/g

Configuration/Body/Zoom Scan (7x7x7)/Cube 0: Measurement grid: dx=5mm, dy=5mm, dz=5mm
Reference Value = 21.4 V/m; Power Drift = -0.041 dB
Peak SAR (extrapolated) = 0.985 W/kg
SAR(1 g) = 0.645 mW/g; SAR(10 g) = 0.432 mW/g
Maximum value of SAR (measured) = 0.690 mW/g

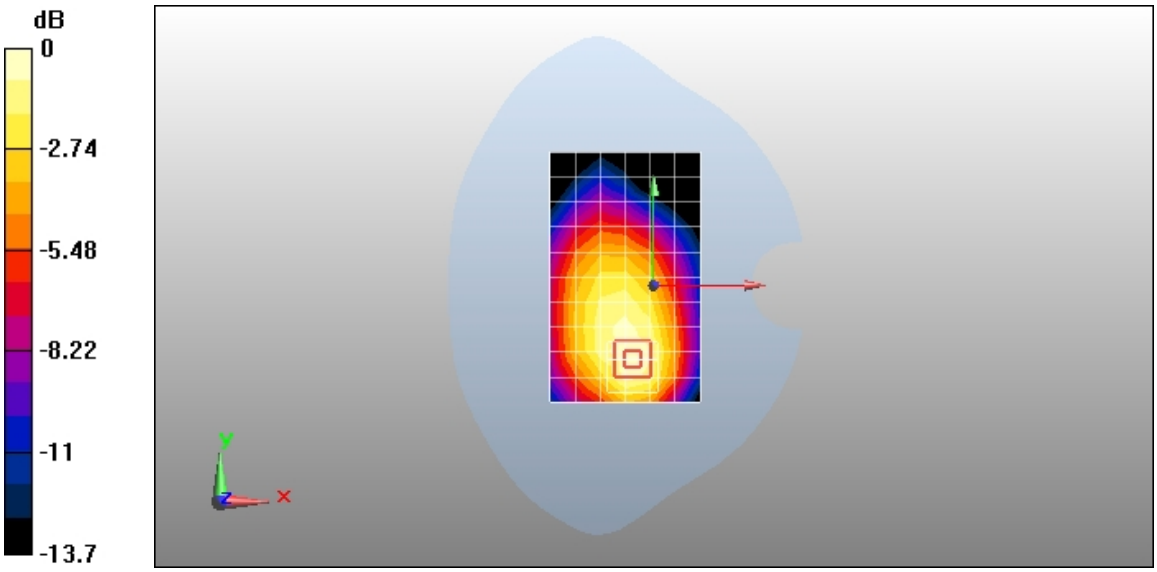

0 dB = 0.690mW/g

Date/Time: 2011-9-10 3:56:28, Date/Time: 2011-9-10 4:03:10

Test Laboratory: HUAWEI SAR Lab

U8600 GSM1900 661CH Left hand touch cheek

DUT: U8600; Type: Mobile Phone ; Serial: Y3L7NA1173000234

Communication System: HW -GSM/GPRS/EDGE 1TS; Frequency: 1880 MHz
Medium parameters used: f = 1880 MHz; σ = 1.46 mho/m; ε_r = 41.8; ρ = 1000 kg/m^3
Phantom section: Left Section

DASY5 Configuration:

- Probe: EX3DV4 - SN3753; ConvF(7.9, 7.9, 7.9); Calibrated: 2010-12-13
- Sensor-Surface: 4mm (Mechanical Surface Detection)
- Electronics: DAE4 Sn1235; Calibrated: 2010-10-22
- Phantom: SAM1; Type: SAM; Serial: TP-1475
- Measurement SW: DASY5, V5.2 Build 157; SEMCAD X Version 14.0 Build 57

Configuration/Head/Area Scan (7x11x1): Measurement grid: dx=15mm, dy=15mm
Maximum value of SAR (measured) = 0.371 mW/g

Configuration/Head/Zoom Scan (7x7x7)/Cube 0: Measurement grid: dx=5mm, dy=5mm, dz=5mm
Reference Value = 8.11 V/m; Power Drift = 0.107 dB
Peak SAR (extrapolated) = 0.568 W/kg
SAR(1 g) = 0.351 mW/g; SAR(10 g) = 0.210 mW/g
Maximum value of SAR (measured) = 0.386 mW/g

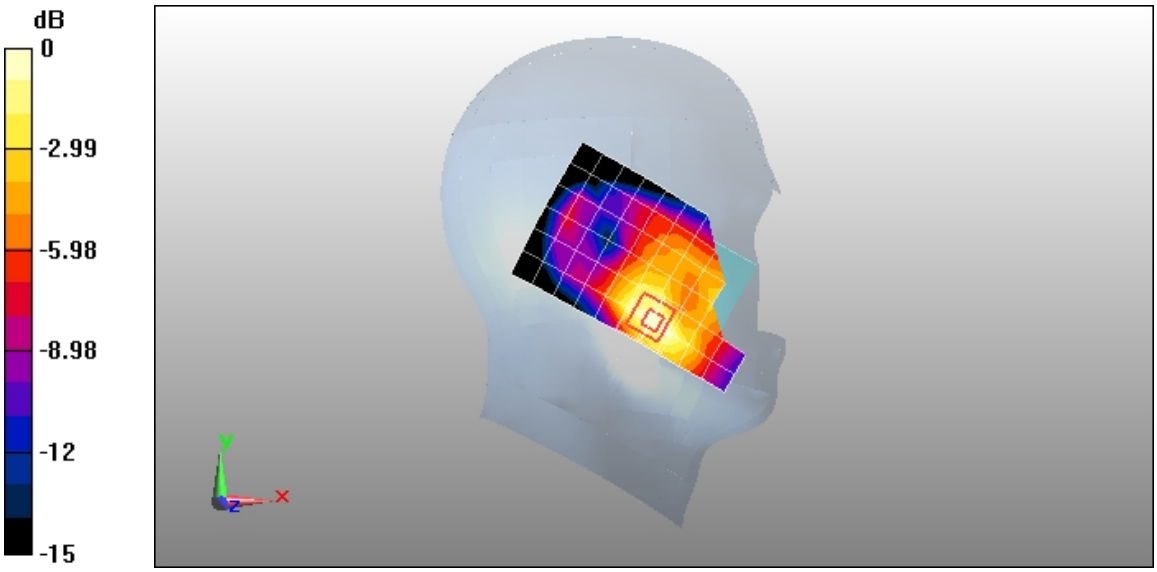
dB
0
-2.99
-5.98
-8.98
-12
-15
y
x
z

0 dB = 0.386mW/g

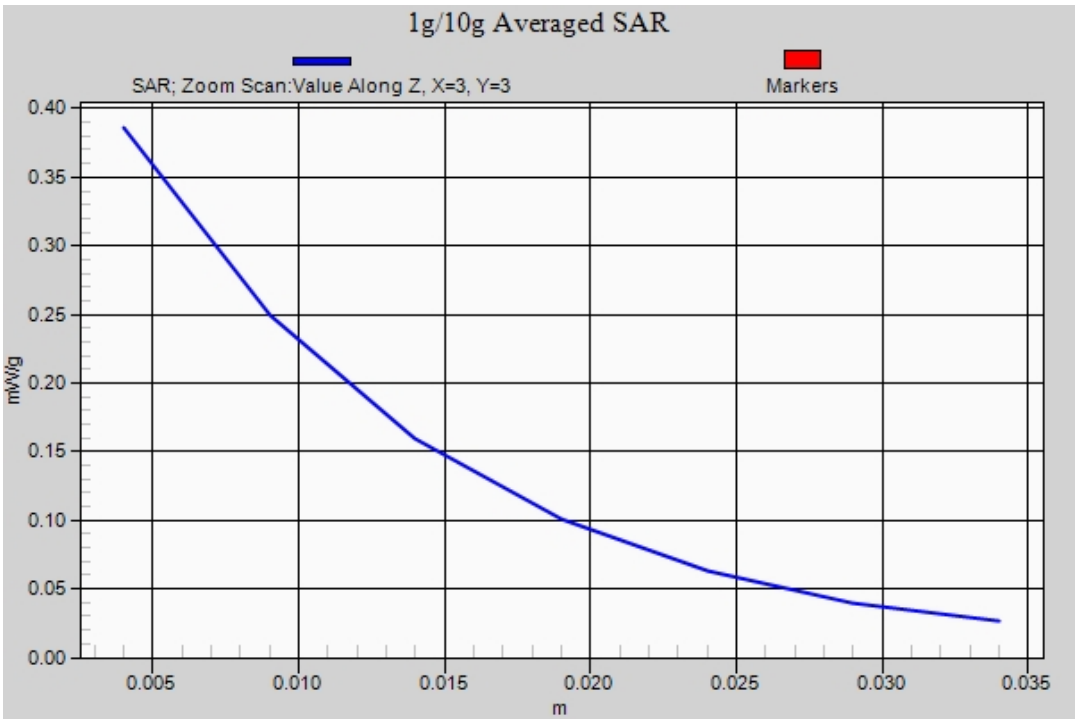
1g/10g Averaged SAR
SAR; Zoom Scan:Value Along Z, X=3, Y=3
Markers
mW/g
0.40
0.35
0.30
0.25
0.20
0.15
0.10
0.05
0.00
0.005
0.010
0.015
0.020
0.025
0.030
0.035
m

Date/Time: 2011-9-10 4:18:08, Date/Time: 2011-9-10 4:24:49

Test Laboratory: HUAWEI SAR Lab

U8600 GSM1900 661CH Left hand tilt 15 degree

DUT: U8600; Type: Mobile Phone ; Serial: Y3L7NA1173000234

Communication System: HW -GSM/GPRS/EDGE 1TS; Frequency: 1880 MHz
Medium parameters used: f = 1880 MHz; σ = 1.46 mho/m; ε_r = 41.8; ρ = 1000 kg/m^3
Phantom section: Left Section

DASY5 Configuration:

- Probe: EX3DV4 - SN3753; ConvF(7.9, 7.9, 7.9); Calibrated: 2010-12-13
- Sensor-Surface: 4mm (Mechanical Surface Detection)
- Electronics: DAE4 Sn1235; Calibrated: 2010-10-22
- Phantom: SAM1; Type: SAM; Serial: TP-1475
- Measurement SW: DASY5, V5.2 Build 157; SEMCAD X Version 14.0 Build 57

Configuration/Head/Area Scan (7x11x1): Measurement grid: dx=15mm, dy=15mm
Maximum value of SAR (measured) = 0.095 mW/g

Configuration/Head/Zoom Scan (7x7x7)/Cube 0: Measurement grid: dx=5mm, dy=5mm, dz=5mm
Reference Value = 8.33 V/m; Power Drift = 0.083 dB
Peak SAR (extrapolated) = 0.166 W/kg
SAR(1 g) = 0.094 mW/g; SAR(10 g) = 0.049 mW/g
Maximum value of SAR (measured) = 0.108 mW/g

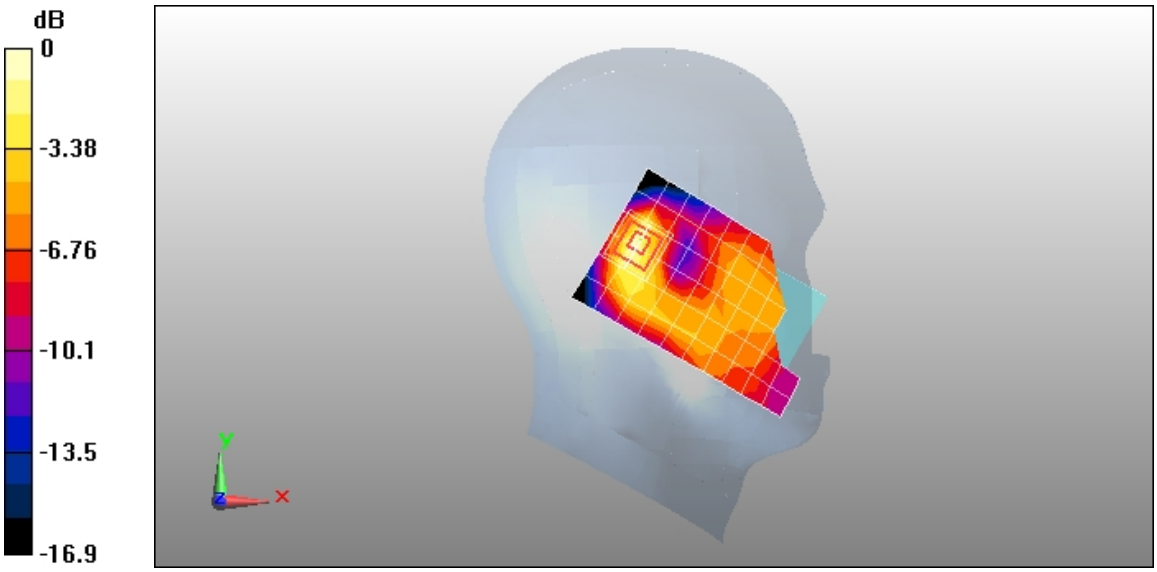

0 dB = 0.108mW/g

Date/Time: 2011-9-10 2:48:04, Date/Time: 2011-9-10 3:03:25

Test Laboratory: HUAWEI SAR Lab

U8600 GSM1900 661CH Right hand touch cheek

DUT: U8600; Type: Mobile Phone ; Serial: Y3L7NA1173000234

Communication System: HW -GSM/GPRS/EDGE 1TS; Frequency: 1880 MHz
Medium parameters used: f = 1880 MHz; σ = 1.46 mho/m; ε_r = 41.8; ρ = 1000 kg/m^3
Phantom section: Right Section

DASY5 Configuration:

- Probe: EX3DV4 - SN3753; ConvF(7.9, 7.9, 7.9); Calibrated: 2010-12-13
- Sensor-Surface: 4mm (Mechanical Surface Detection)
- Electronics: DAE4 Sn1235; Calibrated: 2010-10-22
- Phantom: SAM1; Type: SAM; Serial: TP-1475
- Measurement SW: DASY5, V5.2 Build 157; SEMCAD X Version 14.0 Build 57

Configuration/Head/Area Scan (7x11x1): Measurement grid: dx=15mm, dy=15mm
Maximum value of SAR (measured) = 0.277 mW/g

Configuration/Head/Zoom Scan (7x7x7)/Cube 0: Measurement grid: dx=5mm, dy=5mm, dz=5mm
Reference Value = 6.91 V/m; Power Drift = -0.037 dB
Peak SAR (extrapolated) = 0.417 W/kg
SAR(1 g) = 0.261 mW/g; SAR(10 g) = 0.157 mW/g
Maximum value of SAR (measured) = 0.284 mW/g

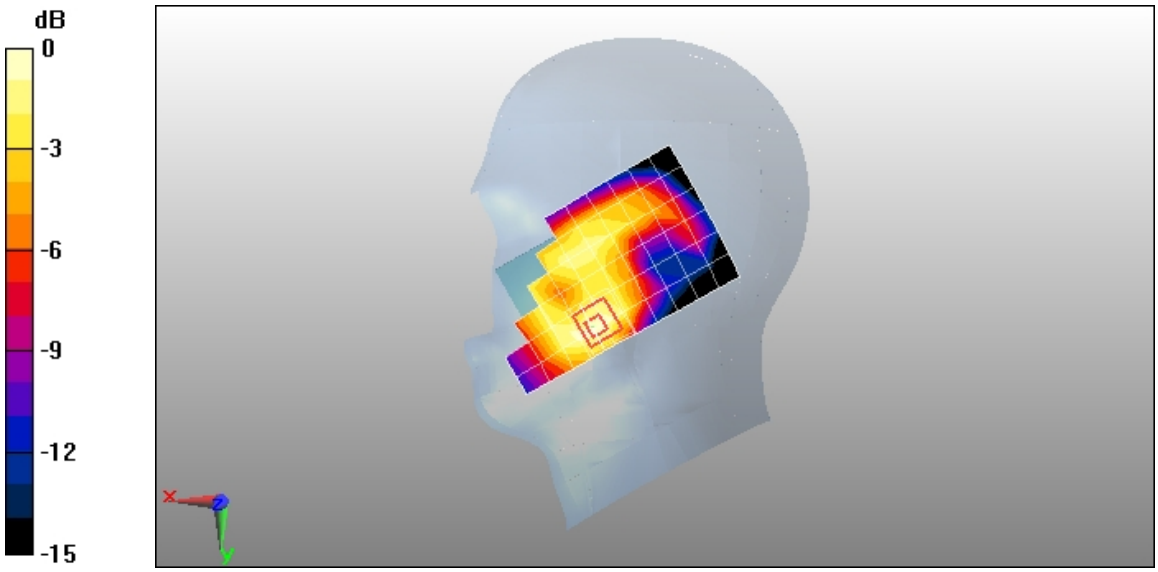

0 dB = 0.284mW/g

Date/Time: 2011-9-10 3:24:57, Date/Time: 2011-9-10 3:31:33

Test Laboratory: HUAWEI SAR Lab

U8600 GSM1900 661CH Right hand tilt 15 degree

DUT: U8600; Type: Mobile Phone ; Serial: Y3L7NA1173000234

Communication System: HW -GSM/GPRS/EDGE 1TS; Frequency: 1880 MHz
Medium parameters used: f = 1880 MHz; σ = 1.46 mho/m; ε_r = 41.8; ρ = 1000 kg/m^3
Phantom section: Right Section

DASY5 Configuration:

- Probe: EX3DV4 - SN3753; ConvF(7.9, 7.9, 7.9); Calibrated: 2010-12-13
- Sensor-Surface: 4mm (Mechanical Surface Detection)
- Electronics: DAE4 Sn1235; Calibrated: 2010-10-22
- Phantom: SAM1; Type: SAM; Serial: TP-1475
- Measurement SW: DASY5, V5.2 Build 157; SEMCAD X Version 14.0 Build 57

Configuration/Head/Area Scan (7x11x1): Measurement grid: dx=15mm, dy=15mm
Maximum value of SAR (measured) = 0.101 mW/g

Configuration/Head/Zoom Scan (7x7x7)/Cube 0: Measurement grid: dx=5mm, dy=5mm, dz=5mm
Reference Value = 7.82 V/m; Power Drift = 0.00482 dB
Peak SAR (extrapolated) = 0.162 W/kg
SAR(1 g) = 0.106 mW/g; SAR(10 g) = 0.062 mW/g
Maximum value of SAR (measured) = 0.115 mW/g

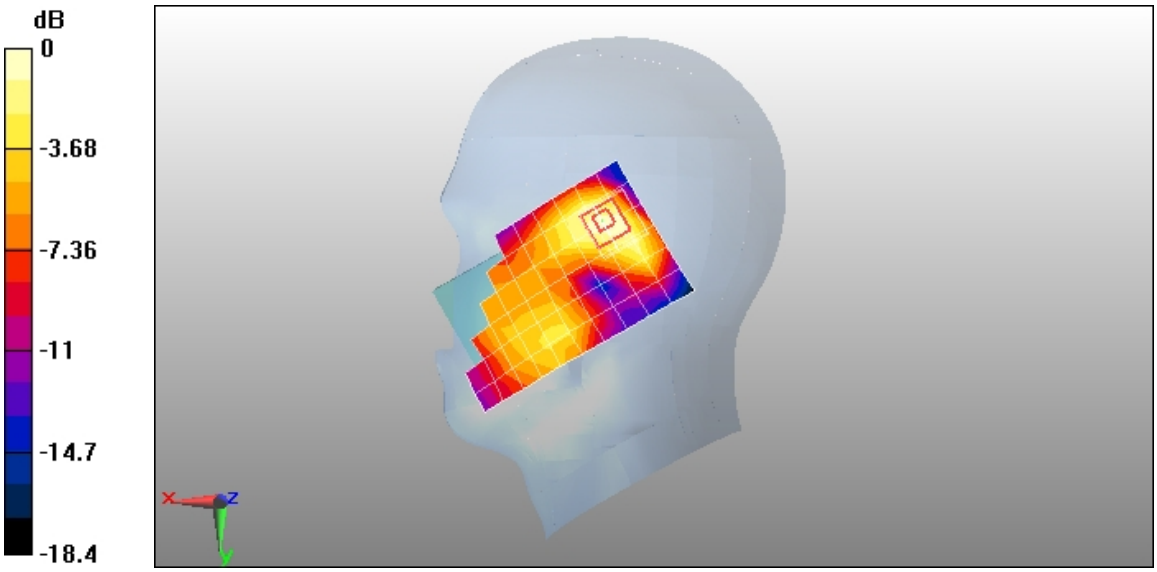

0 dB = 0.115mW/g

Date/Time: 2011-9-8 15:45:00, Date/Time: 2011-9-8 15:54:17

Test Laboratory: HUAWEI SAR Lab

U8600 GSM1900 GPRS 1TS 661CH Towards phantom 10mm

DUT: U8600; Type: Mobile Phone ; Serial: Y3L7NA1173000234

Communication System: HW -GSM/GPRS/EDGE 1TS; Frequency: 1880 MHz
Medium parameters used: f = 1880 MHz; σ = 1.58 mho/m; ε_r = 51.4; ρ = 1000 kg/m^3
Phantom section: Flat Section

DASY5 Configuration:

- Probe: EX3DV4 - SN3753; ConvF(7.17, 7.17, 7.17); Calibrated: 2010-12-13
- Sensor-Surface: 4mm (Mechanical Surface Detection)
- Electronics: DAE4 Sn1235; Calibrated: 2010-10-22
- Phantom: SAM2; Type: SAM; Serial: TP-1474
- Measurement SW: DASY5, V5.2 Build 157; SEMCAD X Version 14.0 Build 57

Configuration/Body/Area Scan (8x12x1): Measurement grid: dx=15mm, dy=15mm
Maximum value of SAR (measured) = 0.954 mW/g

Configuration/Body/Zoom Scan (7x7x7)/Cube 0: Measurement grid: dx=5mm, dy=5mm, dz=5mm
Reference Value = 5.84 V/m; Power Drift = 0.00198 dB
Peak SAR (extrapolated) = 1.46 W/kg
SAR(1 g) = 0.858 mW/g; SAR(10 g) = 0.458 mW/g
Maximum value of SAR (measured) = 0.970 mW/g

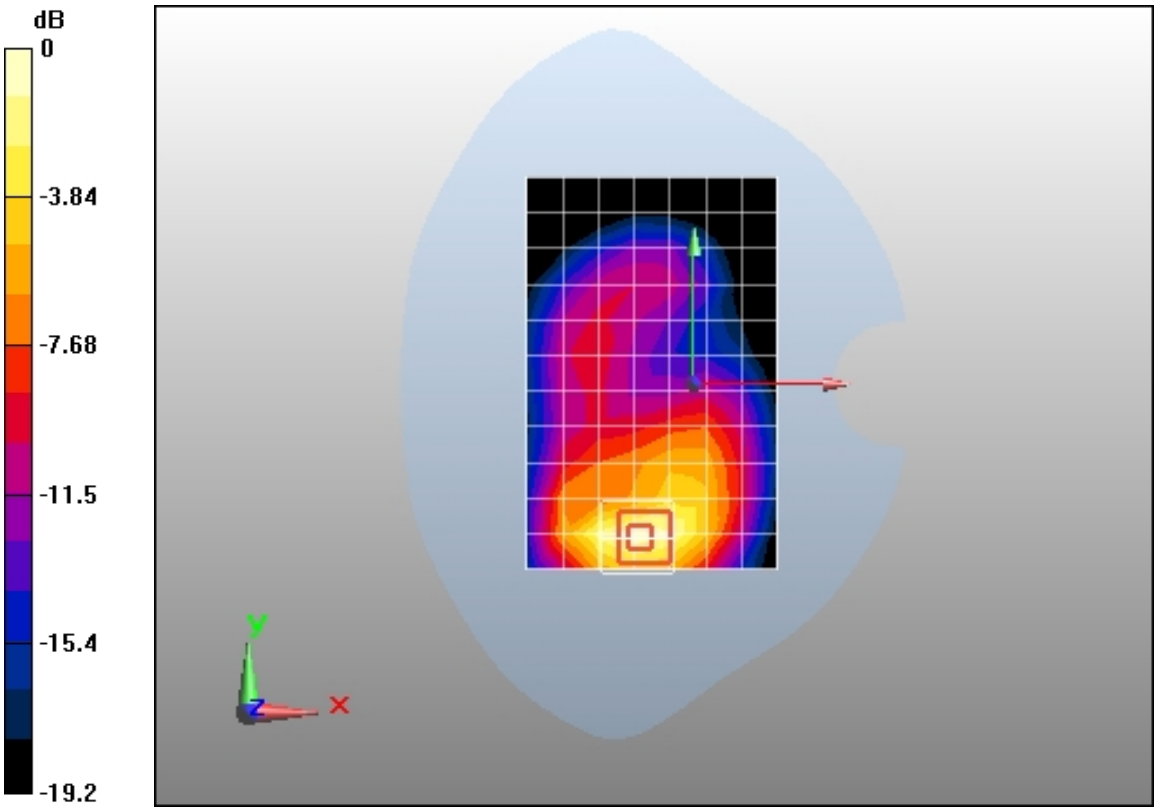

0 dB = 0.970mW/g

Date/Time: 2011-9-8 23:07:44, Date/Time: 2011-9-8 23:17:00

Test Laboratory: HUAWEI SAR Lab

U8600 GSM1900 GPRS 2TS 661CH Towards phantom 10mm

DUT: U8600; Type: Mobile Phone ; Serial: Y3L7NA1173000234

Communication System: HW -GSM/GPRS/EDGE 2TS; Frequency: 1880 MHz
Medium parameters used: f = 1880 MHz; σ = 1.58 mho/m; ε_r = 50.7; ρ = 1000 kg/m^3
Phantom section: Flat Section

DASY5 Configuration:

- Probe: EX3DV4 - SN3753; ConvF(7.17, 7.17, 7.17); Calibrated: 2010-12-13
- Sensor-Surface: 4mm (Mechanical Surface Detection)
- Electronics: DAE4 Sn1235; Calibrated: 2010-10-22
- Phantom: SAM2; Type: SAM; Serial: TP-1474
- Measurement SW: DASY5, V5.2 Build 157; SEMCAD X Version 14.0 Build 57

Configuration/Body/Area Scan (8x12x1): Measurement grid: dx=15mm, dy=15mm
Maximum value of SAR (measured) = 0.870 mW/g

Configuration/Body/Zoom Scan (7x7x7)/Cube 0: Measurement grid: dx=5mm, dy=5mm, dz=5mm
Reference Value = 5.92 V/m; Power Drift = -0.113 dB
Peak SAR (extrapolated) = 1.34 W/kg
SAR(1 g) = 0.786 mW/g; SAR(10 g) = 0.422 mW/g
Maximum value of SAR (measured) = 0.889 mW/g

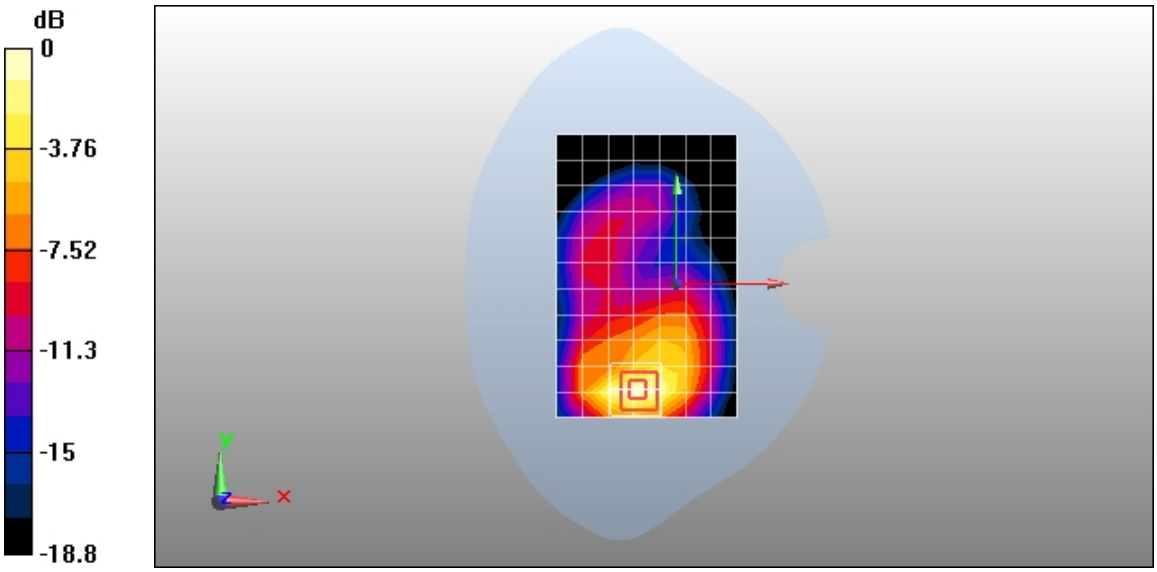

0 dB = 0.889mW/g

Date/Time: 2011-9-9 0:37:28, Date/Time: 2011-9-9 0:47:06

Test Laboratory: HUAWEI SAR Lab

U8600 GSM1900 GPRS 1TS 661CH Towards Ground 10mm

DUT: U8600; Type: Mobile Phone ; Serial: Y3L7NA1173000234

Communication System: HW -GSM/GPRS/EDGE 1TS; Frequency: 1880 MHz
Medium parameters used: f = 1880 MHz; σ = 1.58 mho/m; ε_r = 51.4; ρ = 1000 kg/m^3
Phantom section: Flat Section

DASY5 Configuration:

- Probe: EX3DV4 - SN3753; ConvF(7.17, 7.17, 7.17); Calibrated: 2010-12-13
- Sensor-Surface: 4mm (Mechanical Surface Detection)
- Electronics: DAE4 Sn1235; Calibrated: 2010-10-22
- Phantom: SAM2; Type: SAM; Serial: TP-1474
- Measurement SW: DASY5, V5.2 Build 157; SEMCAD X Version 14.0 Build 57

Configuration/Body/Area Scan (8x12x1): Measurement grid: dx=15mm, dy=15mm
Maximum value of SAR (measured) = 0.477 mW/g

Configuration/Body/Zoom Scan (7x7x7)/Cube 0: Measurement grid: dx=5mm, dy=5mm, dz=5mm
Reference Value = 6 V/m; Power Drift = 0.070 dB
Peak SAR (extrapolated) = 0.752 W/kg
SAR(1 g) = 0.478 mW/g; SAR(10 g) = 0.283 mW/g
Maximum value of SAR (measured) = 0.524 mW/g

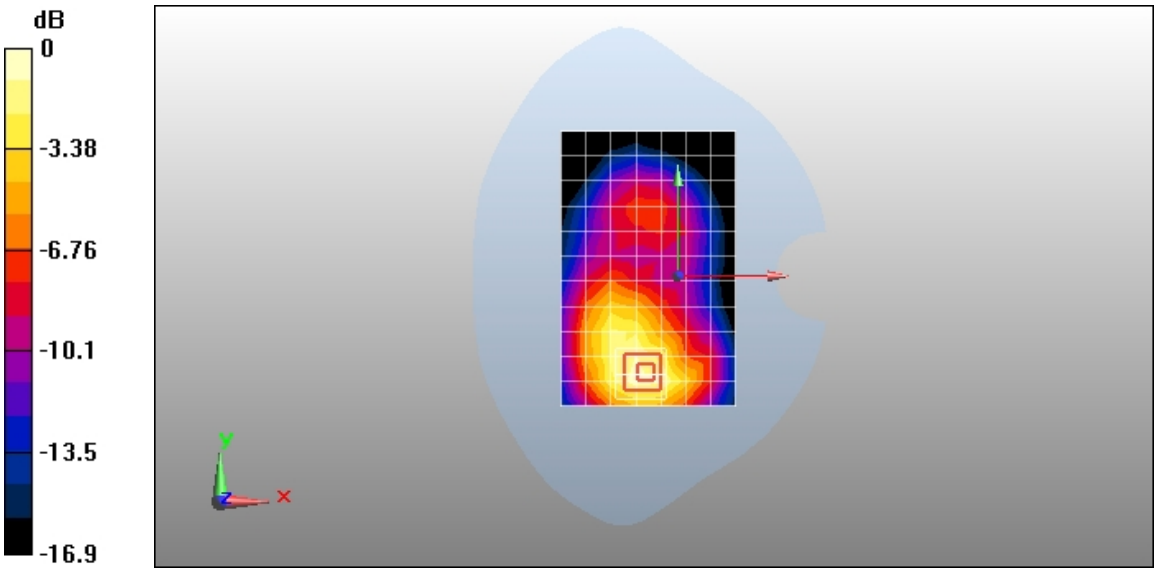

0 dB = 0.524mW/g

Test Laboratory: HUAWEI SAR Lab

U8600 GSM1900 GPRS 1TS 661CH Left edge 10mm

DUT: U8600; Type: Mobile Phone ; Serial: Y3L7NA1173000234

Communication System: HW -GSM/GPRS/EDGE 1TS; Frequency: 1880 MHz
Medium parameters used: f = 1880 MHz; σ = 1.58 mho/m; ε_r = 51.4; ρ = 1000 kg/m^3
Phantom section: Flat Section

DASY5 Configuration:

- Probe: EX3DV4 - SN3753; ConvF(7.17, 7.17, 7.17); Calibrated: 2010-12-13
- Sensor-Surface: 4mm (Mechanical Surface Detection)
- Electronics: DAE4 Sn1235; Calibrated: 2010-10-22
- Phantom: SAM2; Type: SAM; Serial: TP-1474
- Measurement SW: DASY5, V5.2 Build 157; SEMCAD X Version 14.0 Build 57

Configuration/Body/Area Scan (8x12x1): Measurement grid: dx=15mm, dy=15mm
Maximum value of SAR (measured) = 0.236 mW/g

Configuration/Body/Zoom Scan (7x7x7)/Cube 0: Measurement grid: dx=5mm, dy=5mm, dz=5mm
Reference Value = 6.53 V/m; Power Drift = 0.192 dB
Peak SAR (extrapolated) = 0.421 W/kg
SAR(1 g) = 0.228 mW/g; SAR(10 g) = 0.112 mW/g
Maximum value of SAR (measured) = 0.264 mW/g

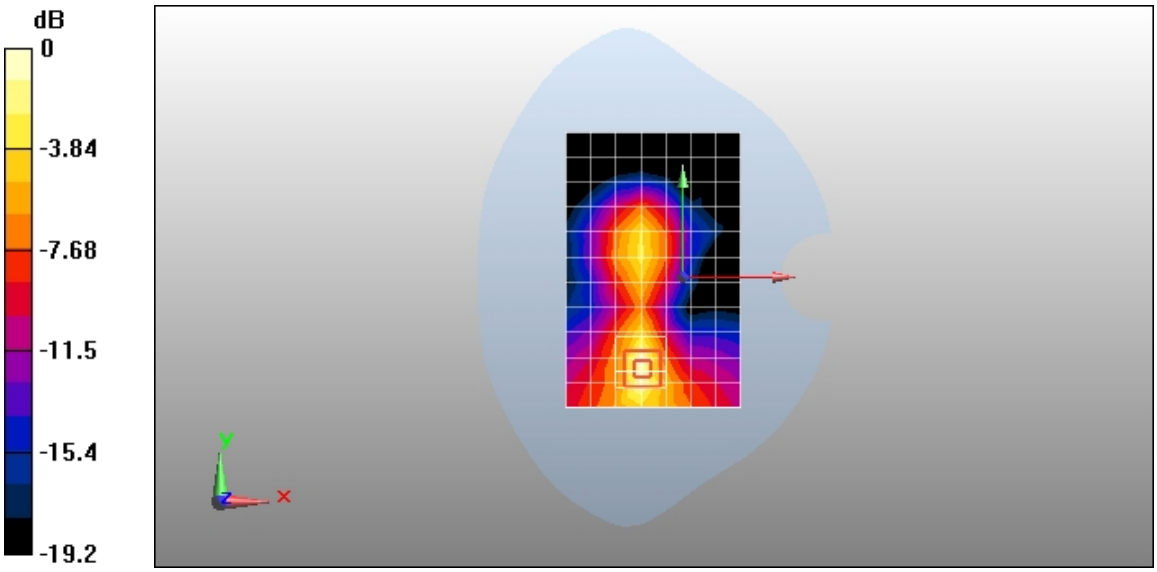

0 dB = 0.264mW/g

Test Laboratory: HUAWEI SAR Lab

U8600 GSM1900 GPRS 1TS 661CH Right edge 10mm

DUT: U8600; Type: Mobile Phone ; Serial: Y3L7NA1173000234

Communication System: HW -GSM/GPRS/EDGE 1TS; Frequency: 1880 MHz
Medium parameters used: f = 1880 MHz; σ = 1.58 mho/m; ε_r = 51.4; ρ = 1000 kg/m^3
Phantom section: Flat Section

DASY5 Configuration:

- Probe: EX3DV4 - SN3753; ConvF(7.17, 7.17, 7.17); Calibrated: 2010-12-13
- Sensor-Surface: 4mm (Mechanical Surface Detection)
- Electronics: DAE4 Sn1235; Calibrated: 2010-10-22
- Phantom: SAM2; Type: SAM; Serial: TP-1474
- Measurement SW: DASY5, V5.2 Build 157; SEMCAD X Version 14.0 Build 57

Configuration/Body/Area Scan (8x12x1): Measurement grid: dx=15mm, dy=15mm
Maximum value of SAR (measured) = 0.159 mW/g

Configuration/Body/Zoom Scan (7x7x7)/Cube 0: Measurement grid: dx=5mm, dy=5mm, dz=5mm
Reference Value = 6.87 V/m; Power Drift = 0.107 dB
Peak SAR (extrapolated) = 0.257 W/kg
SAR(1 g) = 0.145 mW/g; SAR(10 g) = 0.078 mW/g
Maximum value of SAR (measured) = 0.162 mW/g

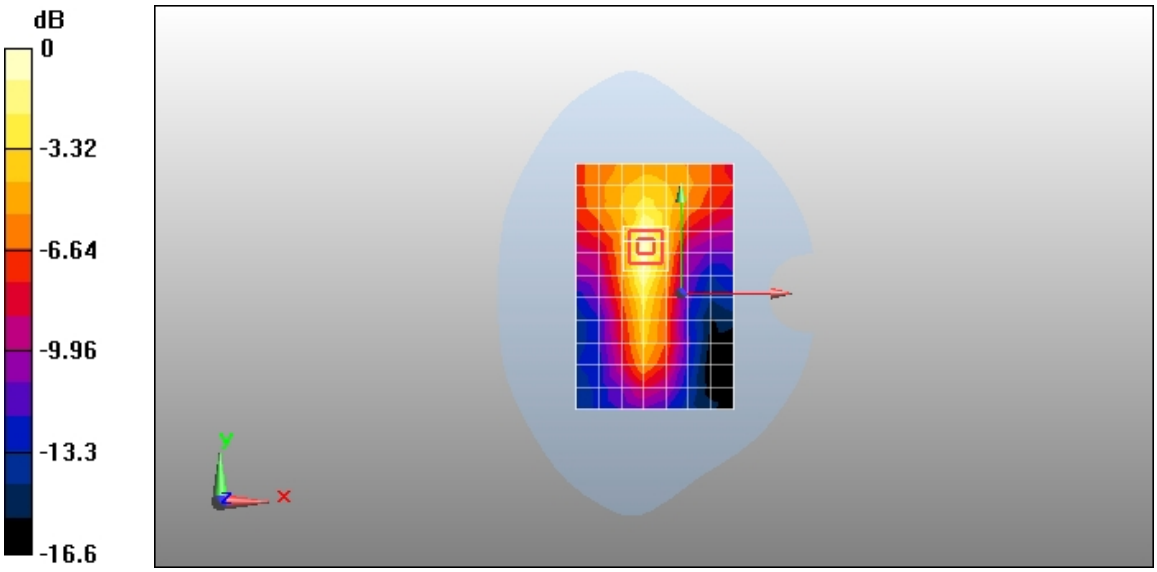

0 dB = 0.162mW/g

Date/Time: 2011-9-9 2:50:06, Date/Time: 2011-9-9 2:59:50

Test Laboratory: HUAWEI SAR Lab

U8600 GSM1900 GPRS 1TS 661CH Bottom 10mm

DUT: U8600; Type: Mobile Phone ; Serial: Y3L7NA1173000234

Communication System: HW -GSM/GPRS/EDGE 1TS; Frequency: 1880 MHz
Medium parameters used: f = 1880 MHz; σ = 1.58 mho/m; ε_r = 51.4; ρ = 1000 kg/m^3
Phantom section: Flat Section

DASY5 Configuration:

- Probe: EX3DV4 - SN3753; ConvF(7.17, 7.17, 7.17); Calibrated: 2010-12-13
- Sensor-Surface: 4mm (Mechanical Surface Detection)
- Electronics: DAE4 Sn1235; Calibrated: 2010-10-22
- Phantom: SAM2; Type: SAM; Serial: TP-1474
- Measurement SW: DASY5, V5.2 Build 157; SEMCAD X Version 14.0 Build 57

Configuration/Body/Area Scan (8x12x1): Measurement grid: dx=15mm, dy=15mm
Maximum value of SAR (measured) = 1.27 mW/g

Configuration/Body/Zoom Scan (7x7x7)/Cube 0: Measurement grid: dx=5mm, dy=5mm, dz=5mm
Reference Value = 25.6 V/m; Power Drift = 0.123 dB
Peak SAR (extrapolated) = 2.02 W/kg
SAR(1 g) = 1.16 mW/g; SAR(10 g) = 0.610 mW/g
Maximum value of SAR (measured) = 1.31 mW/g

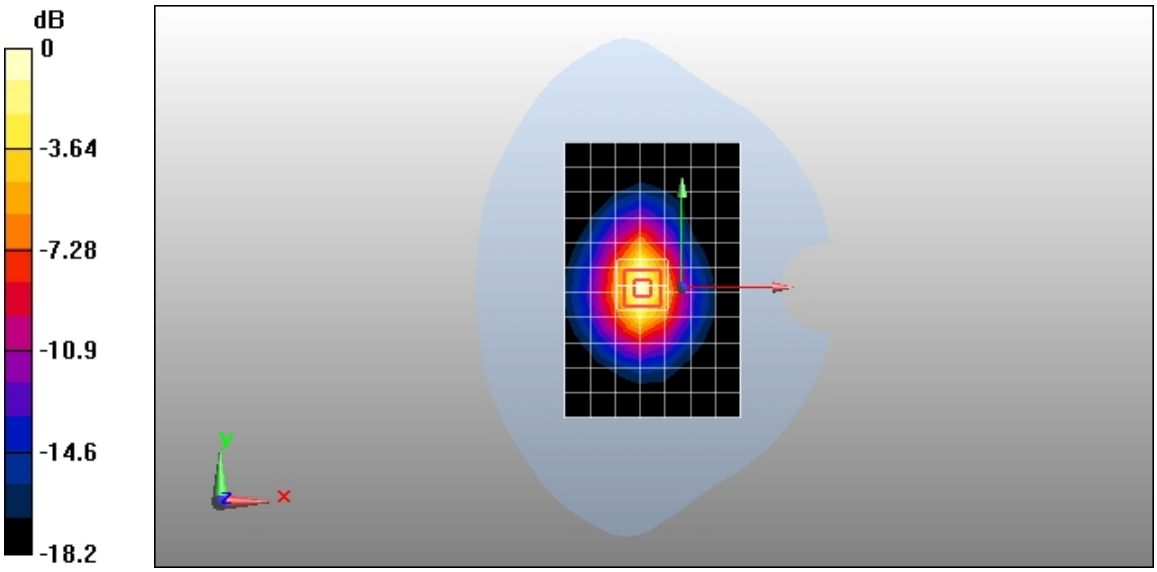

0 dB = 1.31mW/g

Date/Time: 2011-9-8 23:46:27, Date/Time: 2011-9-8 23:55:43

Test Laboratory: HUAWEI SAR Lab

U8600 GSM1900 GPRS 1TS 810CH Towards phantom 10mm

DUT: U8600; Type: Mobile Phone ; Serial: Y3L7NA1173000234

Communication System: HW -GSM/GPRS/EDGE 1TS; Frequency: 1909.8 MHz
Medium parameters used: f = 1910 MHz; σ = 1.53 mho/m; ε_r = 51.3; ρ = 1000 kg/m^3
Phantom section: Flat Section

DASY5 Configuration:

- Probe: EX3DV4 - SN3753; ConvF(7.17, 7.17, 7.17); Calibrated: 2010-12-13
- Sensor-Surface: 4mm (Mechanical Surface Detection)
- Electronics: DAE4 Sn1235; Calibrated: 2010-10-22
- Phantom: SAM2; Type: SAM; Serial: TP-1474
- Measurement SW: DASY5, V5.2 Build 157; SEMCAD X Version 14.0 Build 57

Configuration/Body/Area Scan (8x12x1): Measurement grid: dx=15mm, dy=15mm
Maximum value of SAR (measured) = 0.967 mW/g

Configuration/Body/Zoom Scan (7x7x7)/Cube 0: Measurement grid: dx=5mm, dy=5mm, dz=5mm
Reference Value = 6.26 V/m; Power Drift = -0.129 dB
Peak SAR (extrapolated) = 1.51 W/kg
SAR(1 g) = 0.875 mW/g; SAR(10 g) = 0.468 mW/g
Maximum value of SAR (measured) = 0.980 mW/g

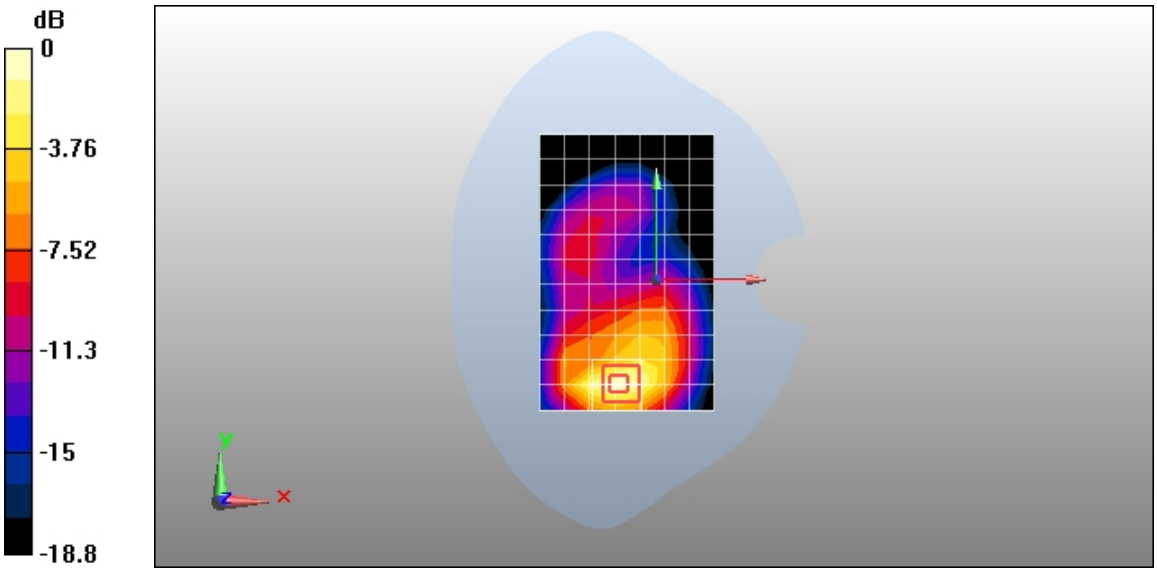

0 dB = 0.980mW/g

Date/Time: 2011-9-9 0:10:59, Date/Time: 2011-9-9 0:20:17

Test Laboratory: HUAWEI SAR Lab

U8600 GSM1900 GPRS 1TS 512CH Towards phantom 10mm

DUT: U8600; Type: Mobile Phone ; Serial: Y3L7NA1173000234

Communication System: HW -GSM/GPRS/EDGE 1TS; Frequency: 1850.2 MHz
Medium parameters used (interpolated): f = 1850.2 MHz; σ = 1.55 mho/m; ε_r = 51.6; ρ = 1000 kg/m^3
Phantom section: Flat Section

DASY5 Configuration:

- Probe: EX3DV4 - SN3753; ConvF(7.17, 7.17, 7.17); Calibrated: 2010-12-13
- Sensor-Surface: 4mm (Mechanical Surface Detection)
- Electronics: DAE4 Sn1235; Calibrated: 2010-10-22
- Phantom: SAM2; Type: SAM; Serial: TP-1474
- Measurement SW: DASY5, V5.2 Build 157; SEMCAD X Version 14.0 Build 57

Configuration/Body/Area Scan (8x12x1): Measurement grid: dx=15mm, dy=15mm

Info: Interpolated medium parameters used for SAR evaluation.
Maximum value of SAR (measured) = 0.859 mW/g

Configuration/Body/Zoom Scan (7x7x7)/Cube 0: Measurement grid: dx=5mm, dy=5mm, dz=5mm
Reference Value = 5.93 V/m; Power Drift = 0.055 dB
Peak SAR (extrapolated) = 1.3 W/kg
SAR(1 g) = 0.771 mW/g; SAR(10 g) = 0.417 mW/g

Info: Interpolated medium parameters used for SAR evaluation.
Maximum value of SAR (measured) = 0.873 mW/g

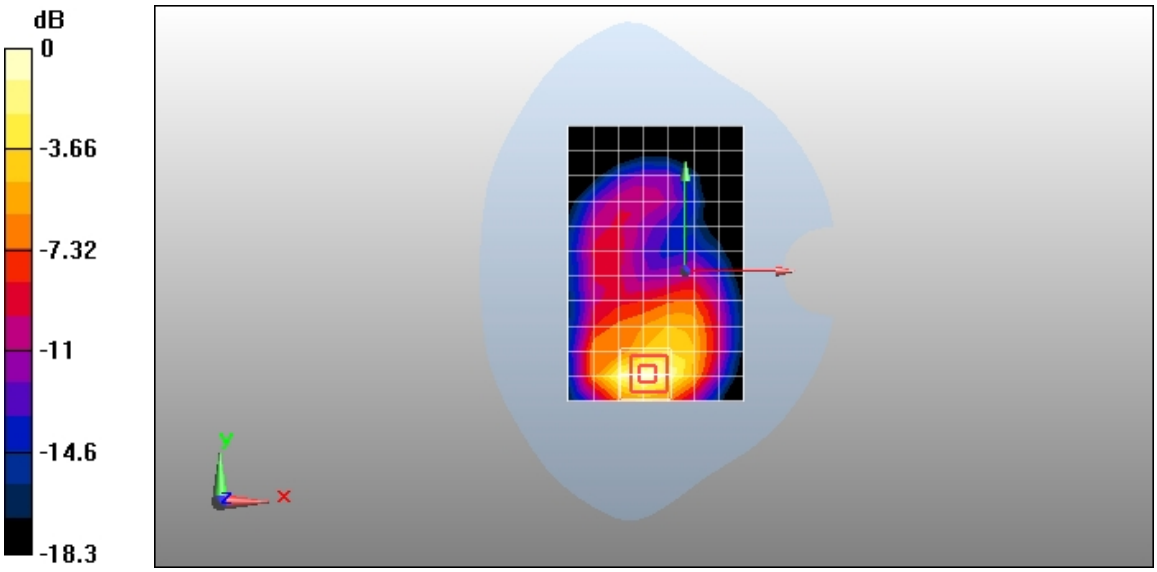

0 dB = 0.873mW/g

Test Laboratory: HUAWEI SAR Lab

U8600 GSM1900 GPRS 1TS 810CH Bottom 10mm

DUT: U8600; Type: Mobile Phone ; Serial: Y3L7NA1173000234

Communication System: HW -GSM/GPRS/EDGE 1TS; Frequency: 1909.8 MHz
Medium parameters used: f = 1910 MHz; σ = 1.53 mho/m; ε_r = 51.3; ρ = 1000 kg/m^3
Phantom section: Flat Section

DASY5 Configuration:

- Probe: EX3DV4 - SN3753; ConvF(7.17, 7.17, 7.17); Calibrated: 2010-12-13
- Sensor-Surface: 4mm (Mechanical Surface Detection)
- Electronics: DAE4 Sn1235; Calibrated: 2010-10-22
- Phantom: SAM2; Type: SAM; Serial: TP-1474
- Measurement SW: DASY5, V5.2 Build 157; SEMCAD X Version 14.0 Build 57

Configuration/Body/Area Scan (8x12x1): Measurement grid: dx=15mm, dy=15mm
Maximum value of SAR (measured) = 1.23 mW/g

Configuration/Body/Zoom Scan (7x7x7)/Cube 0: Measurement grid: dx=5mm, dy=5mm, dz=5mm
Reference Value = 25.4 V/m; Power Drift = 0.194 dB
Peak SAR (extrapolated) = 1.94 W/kg
SAR(1 g) = 1.12 mW/g; SAR(10 g) = 0.589 mW/g
Maximum value of SAR (measured) = 1.26 mW/g

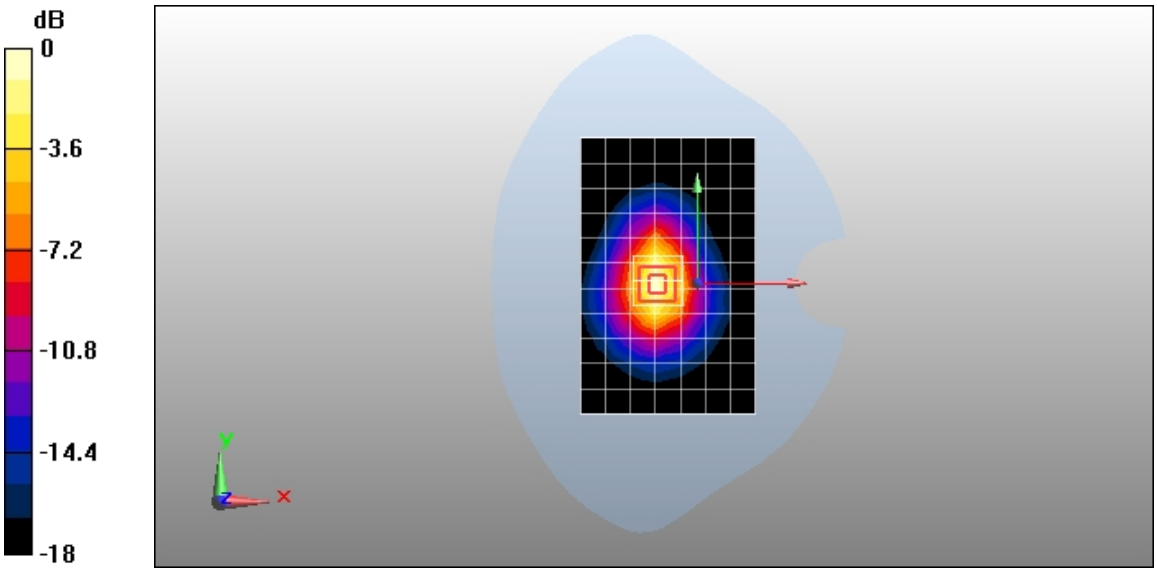

0 dB = 1.26mW/g

Date/Time: 2011-9-9 4:28:36, Date/Time: 2011-9-9 4:37:57

Test Laboratory: HUAWEI SAR Lab

U8600 GSM1900 GPRS 1TS 512CH Bottom 10mm

DUT: U8600; Type: Mobile Phone ; Serial: Y3L7NA1173000234

Communication System: HW -GSM/GPRS/EDGE 1TS; Frequency: 1850.2 MHz
Medium parameters used (interpolated): f = 1850.2 MHz; σ = 1.55 mho/m; ε_r = 51.6; ρ = 1000 kg/m^3
Phantom section: Flat Section

DASY5 Configuration:

- Probe: EX3DV4 - SN3753; ConvF(7.17, 7.17, 7.17); Calibrated: 2010-12-13
- Sensor-Surface: 4mm (Mechanical Surface Detection)
- Electronics: DAE4 Sn1235; Calibrated: 2010-10-22
- Phantom: SAM2; Type: SAM; Serial: TP-1474
- Measurement SW: DASY5, V5.2 Build 157; SEMCAD X Version 14.0 Build 57

Configuration/Body/Area Scan (8x12x1): Measurement grid: dx=15mm, dy=15mm

Info: Interpolated medium parameters used for SAR evaluation.
Maximum value of SAR (measured) = 1.06 mW/g

Configuration/Body/Zoom Scan (7x7x7)/Cube 0: Measurement grid: dx=5mm, dy=5mm, dz=5mm
Reference Value = 23.9 V/m; Power Drift = 0.111 dB
Peak SAR (extrapolated) = 1.66 W/kg
SAR(1 g) = 0.973 mW/g; SAR(10 g) = 0.520 mW/g

Info: Interpolated medium parameters used for SAR evaluation.
Maximum value of SAR (measured) = 1.1 mW/g

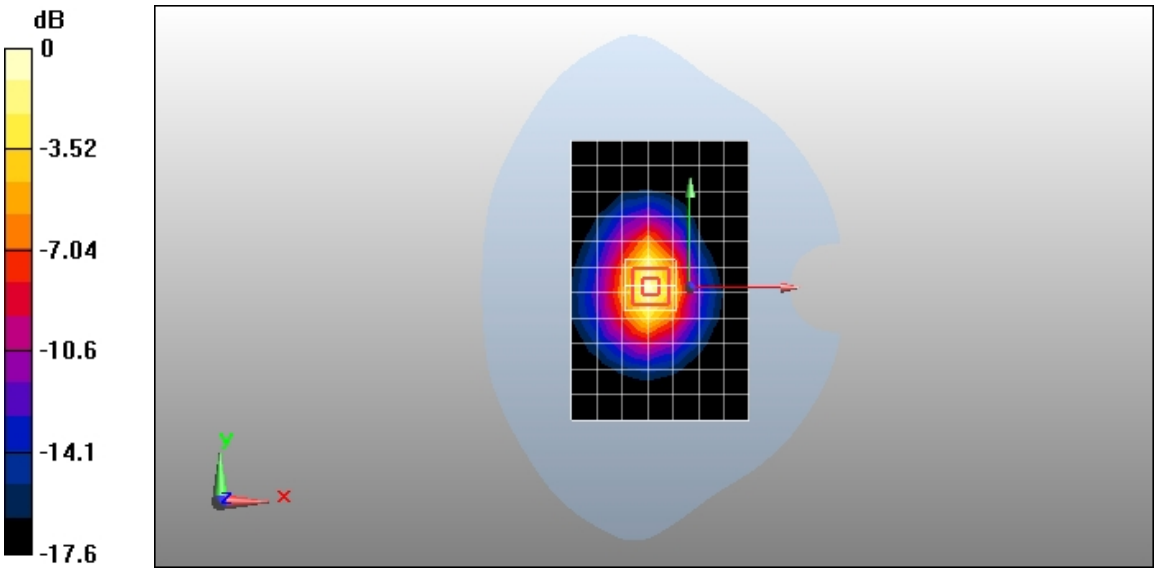

0 dB = 1.1mW/g

Date/Time: 2011-9-9 4:54:03, Date/Time: 2011-9-9 5:03:20

Test Laboratory: HUAWEI SAR Lab

U8600 GSM1900 EGPRS 1TS 661CH Bottom 10mm

DUT: U8600; Type: Mobile Phone ; Serial: Y3L7NA1173000234

Communication System: HW -GSM/GPRS/EDGE 1TS; Frequency: 1880 MHz
Medium parameters used: f = 1880 MHz; σ = 1.58 mho/m; ε_r = 51.4; ρ = 1000 kg/m^3
Phantom section: Flat Section

DASY5 Configuration:

- Probe: EX3DV4 - SN3753; ConvF(7.17, 7.17, 7.17); Calibrated: 2010-12-13
- Sensor-Surface: 4mm (Mechanical Surface Detection)
- Electronics: DAE4 Sn1235; Calibrated: 2010-10-22
- Phantom: SAM2; Type: SAM; Serial: TP-1474
- Measurement SW: DASY5, V5.2 Build 157; SEMCAD X Version 14.0 Build 57

Configuration/Body/Area Scan (8x12x1): Measurement grid: dx=15mm, dy=15mm
Maximum value of SAR (measured) = 1.21 mW/g

Configuration/Body/Zoom Scan (7x7x7)/Cube 0: Measurement grid: dx=5mm, dy=5mm, dz=5mm
Reference Value = 25.2 V/m; Power Drift = 0.095 dB
Peak SAR (extrapolated) = 1.9 W/kg
SAR(1 g) = 1.1 mW/g; SAR(10 g) = 0.582 mW/g
Maximum value of SAR (measured) = 1.24 mW/g

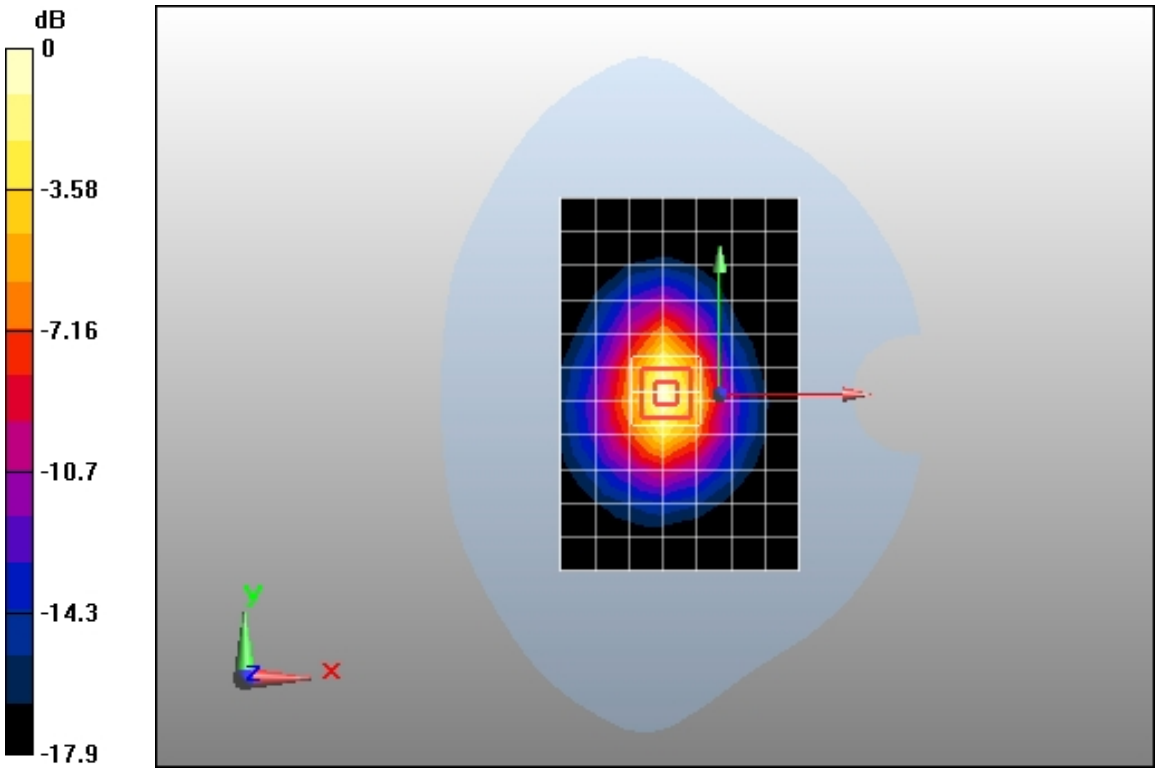

0 dB = 1.24mW/g

Date/Time: 2011-9-9 5:18:01, Date/Time: 2011-9-9 5:27:17

Test Laboratory: HUAWEI SAR Lab

U8600 GSM1900 EGPRS 2TS 661CH Bottom 10mm

DUT: U8600; Type: Mobile Phone ; Serial: Y3L7NA1173000234

Communication System: HW -GSM/GPRS/EDGE 2TS; Frequency: 1880 MHz
Medium parameters used: f = 1880 MHz; σ = 1.58 mho/m; ε_r = 51.4; ρ = 1000 kg/m^3
Phantom section: Flat Section

DASY5 Configuration:

- Probe: EX3DV4 - SN3753; ConvF(7.17, 7.17, 7.17); Calibrated: 2010-12-13
- Sensor-Surface: 4mm (Mechanical Surface Detection)
- Electronics: DAE4 Sn1235; Calibrated: 2010-10-22
- Phantom: SAM2; Type: SAM; Serial: TP-1474
- Measurement SW: DASY5, V5.2 Build 157; SEMCAD X Version 14.0 Build 57

Configuration/Body/Area Scan (8x12x1): Measurement grid: dx=15mm, dy=15mm
Maximum value of SAR (measured) = 1.09 mW/g

Configuration/Body/Zoom Scan (7x7x7)/Cube 0: Measurement grid: dx=5mm, dy=5mm, dz=5mm
Reference Value = 24.2 V/m; Power Drift = 0.092 dB
Peak SAR (extrapolated) = 1.73 W/kg
SAR(1 g) = 1.01 mW/g; SAR(10 g) = 0.536 mW/g
Maximum value of SAR (measured) = 1.13 mW/g

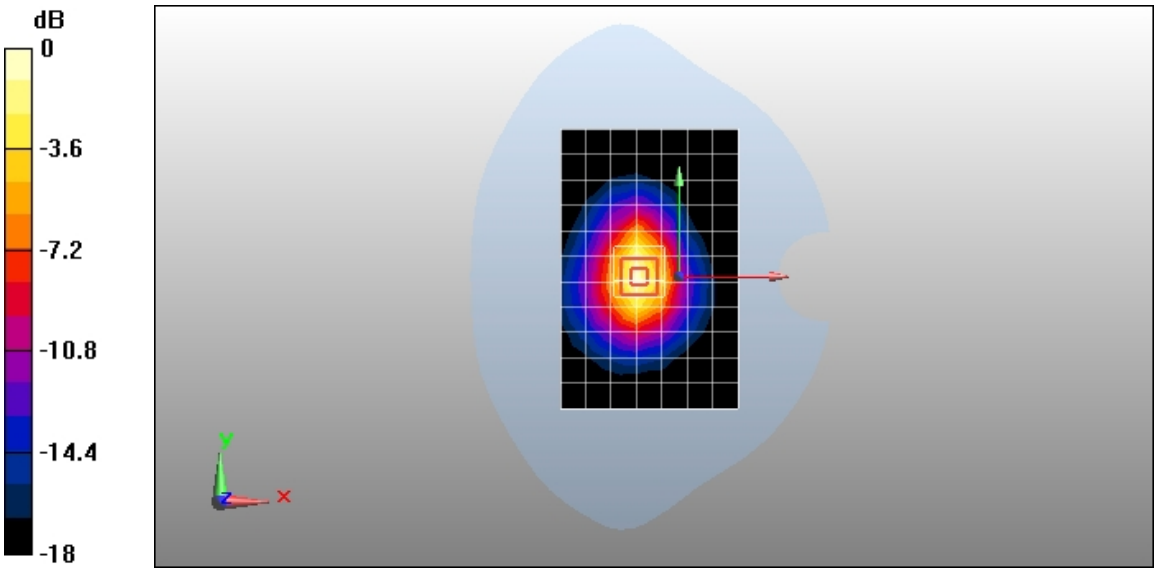

0 dB = 1.13mW/g

Date/Time: 2011-9-10 0:45:56, Date/Time: 2011-9-10 0:55:13

Test Laboratory: HUAWEI SAR Lab

U8600 GSM1900 EGPRS 1TS 810CH Bottom 10mm

DUT: U8600; Type: Mobile Phone ; Serial: Y3L7NA1173000234

Communication System: HW -GSM/GPRS/EDGE 1TS; Frequency: 1909.8 MHz
Medium parameters used: f = 1910 MHz; σ = 1.53 mho/m; ε_r = 51.3; ρ = 1000 kg/m^3
Phantom section: Flat Section

DASY5 Configuration:

- Probe: EX3DV4 - SN3753; ConvF(7.17, 7.17, 7.17); Calibrated: 2010-12-13
- Sensor-Surface: 4mm (Mechanical Surface Detection)
- Electronics: DAE4 Sn1235; Calibrated: 2010-10-22
- Phantom: SAM2; Type: SAM; Serial: TP-1474
- Measurement SW: DASY5, V5.2 Build 157; SEMCAD X Version 14.0 Build 57

Configuration/Body/Area Scan (8x12x1): Measurement grid: dx=15mm, dy=15mm
Maximum value of SAR (measured) = 1.27 mW/g

Configuration/Body/Zoom Scan (7x7x7)/Cube 0: Measurement grid: dx=5mm, dy=5mm, dz=5mm
Reference Value = 28.6 V/m; Power Drift = 0.032 dB
Peak SAR (extrapolated) = 2.14 W/kg
SAR(1 g) = 1.22 mW/g; SAR(10 g) = 0.636 mW/g
Maximum value of SAR (measured) = 1.38 mW/g

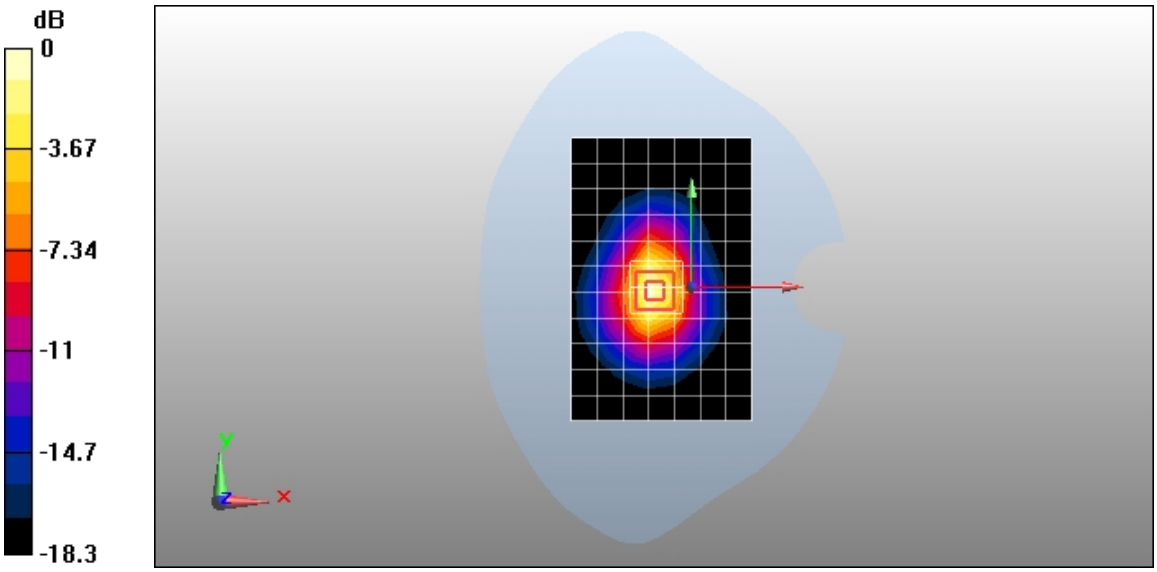
dB
0
-3.67
-7.34
-11
-14.7
-18.3
y
x

0 dB = 1.38mW/g

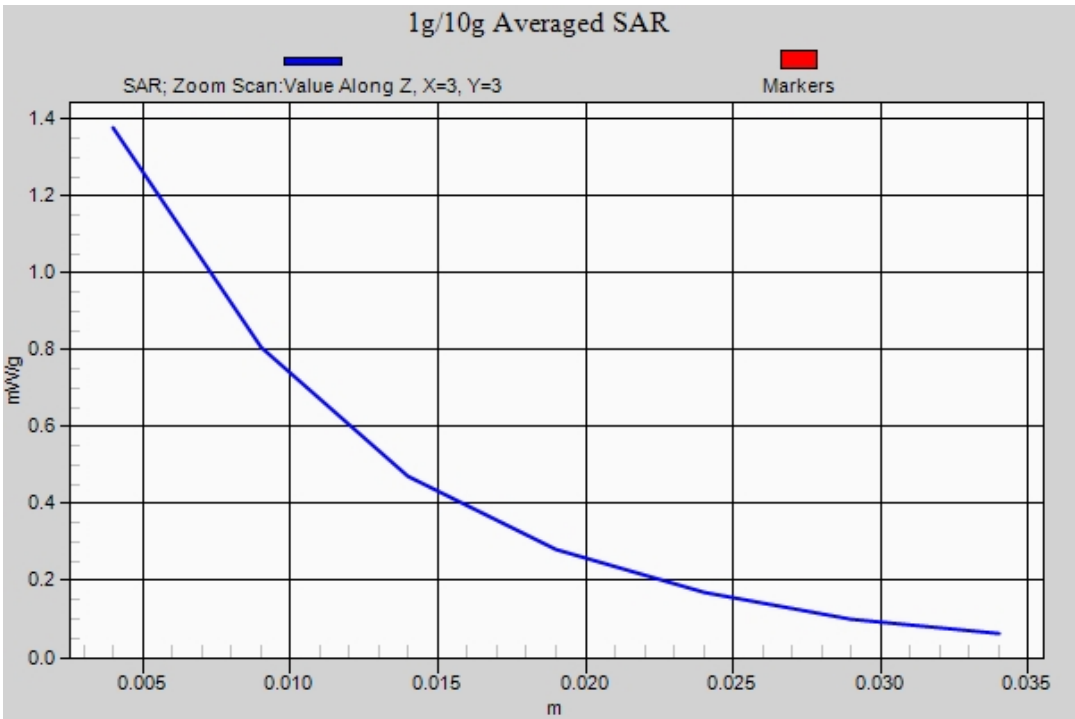
1g/10g Averaged SAR
SAR; Zoom Scan:Value Along Z, X=3, Y=3
Markers
mW/g
1.4
1.2
1.0
0.8
0.6
0.4
0.2
0.0
0.005
0.010
0.015
0.020
0.025
0.030
0.035
m

Date/Time: 2011-9-10 0:21:38, Date/Time: 2011-9-10 0:31:13

Test Laboratory: HUAWEI SAR Lab

U8600 GSM1900 EGPRS 1TS 512CH Bottom 10mm

DUT: U8600; Type: Mobile Phone ; Serial: Y3L7NA1173000234

Communication System: HW -GSM/GPRS/EDGE 1TS; Frequency: 1850.2 MHz
Medium parameters used (interpolated): f = 1850.2 MHz; σ = 1.55 mho/m; ε_r = 51.6; ρ = 1000 kg/m^3
Phantom section: Flat Section

DASY5 Configuration:

- Probe: EX3DV4 - SN3753; ConvF(7.17, 7.17, 7.17); Calibrated: 2010-12-13
- Sensor-Surface: 4mm (Mechanical Surface Detection)
- Electronics: DAE4 Sn1235; Calibrated: 2010-10-22
- Phantom: SAM2; Type: SAM; Serial: TP-1474
- Measurement SW: DASY5, V5.2 Build 157; SEMCAD X Version 14.0 Build 57

Configuration/Body/Area Scan (8x12x1): Measurement grid: dx=15mm, dy=15mm

Info: Interpolated medium parameters used for SAR evaluation.
Maximum value of SAR (measured) = 1.13 mW/g

Configuration/Body/Zoom Scan (7x7x7)/Cube 0: Measurement grid: dx=5mm, dy=5mm, dz=5mm
Reference Value = 26.9 V/m; Power Drift = -0.020 dB
Peak SAR (extrapolated) = 1.85 W/kg
SAR(1 g) = 1.08 mW/g; SAR(10 g) = 0.572 mW/g

Info: Interpolated medium parameters used for SAR evaluation.
Maximum value of SAR (measured) = 1.21 mW/g

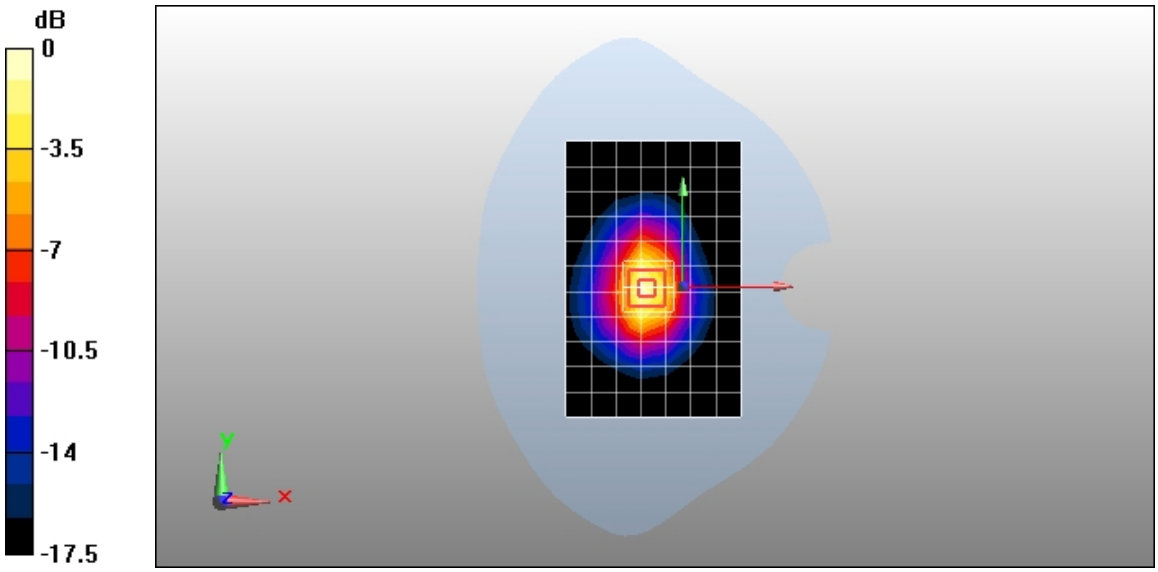

0 dB = 1.21mW/g

Date/Time: 2011-9-10 8:55:41, Date/Time: 2011-9-10 8:59:37

Test Laboratory: HUAWEI SAR Lab

U8600 GSM1900 EGPRS 2TS 810CH Bottom 10mm

DUT: U8600; Type: Mobile Phone ; Serial: Y3L7NA1173000234

Communication System: HW -GSM/GPRS/EDGE 2TS; Frequency: 1909.8 MHz
Medium parameters used: f = 1910 MHz; σ = 1.53 mho/m; ε_r = 51.3; ρ = 1000 kg/m^3
Phantom section: Flat Section

DASY5 Configuration:

- Probe: EX3DV4 - SN3753; ConvF(7.17, 7.17, 7.17); Calibrated: 2010-12-13
- Sensor-Surface: 4mm (Mechanical Surface Detection)
- Electronics: DAE4 Sn1235; Calibrated: 2010-10-22
- Phantom: SAM2; Type: SAM; Serial: TP-1474
- Measurement SW: DASY5, V5.2 Build 157; SEMCAD X Version 14.0 Build 57

Configuration/Body/Area Scan (5x8x1): Measurement grid: dx=15mm, dy=15mm
Maximum value of SAR (measured) = 0.989 mW/g

Configuration/Body/Zoom Scan (7x7x7)/Cube 0: Measurement grid: dx=5mm, dy=5mm, dz=5mm
Reference Value = 27 V/m; Power Drift = -0.104 dB
Peak SAR (extrapolated) = 1.85 W/kg
SAR(1 g) = 1.07 mW/g; SAR(10 g) = 0.562 mW/g
Maximum value of SAR (measured) = 1.2 mW/g

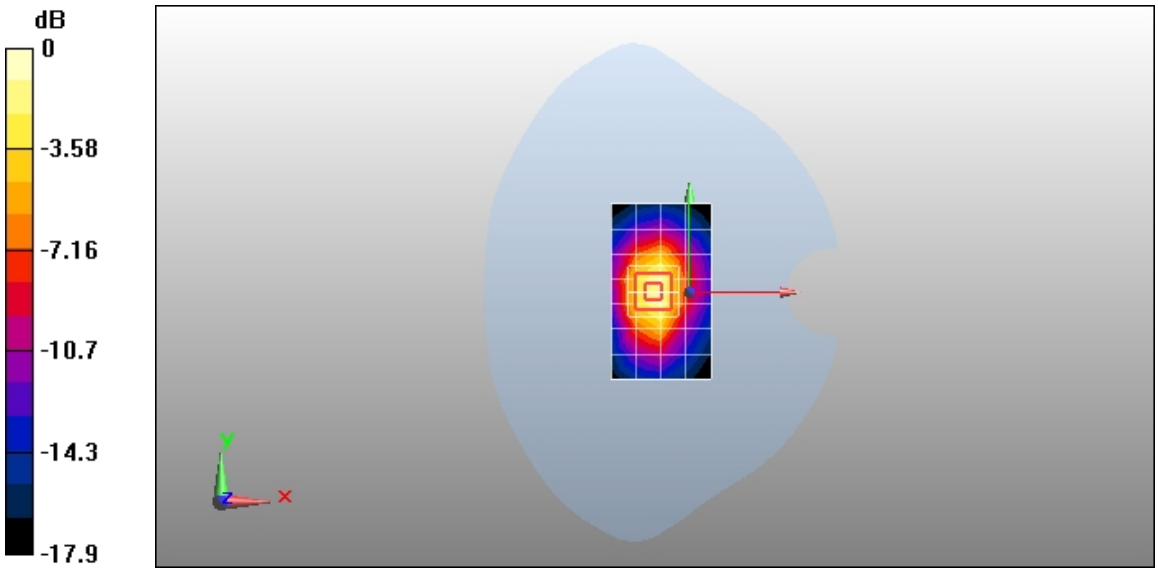

0 dB = 1.2mW/g

Date/Time: 2011-9-10 9:14:46, Date/Time: 2011-9-10 9:18:42

Test Laboratory: HUAWEI SAR Lab

U8600 GSM1900 EGPRS 2TS 512CH Bottom 10mm

DUT: U8600; Type: Mobile Phone ; Serial: Y3L7NA1173000234

Communication System: HW -GSM/GPRS/EDGE 2TS; Frequency: 1850.2 MHz
Medium parameters used (interpolated): f = 1850.2 MHz; σ = 1.55 mho/m; ε_r = 51.6; ρ = 1000 kg/m^3
Phantom section: Flat Section

DASY5 Configuration:

- Probe: EX3DV4 - SN3753; ConvF(7.17, 7.17, 7.17); Calibrated: 2010-12-13
- Sensor-Surface: 4mm (Mechanical Surface Detection)
- Electronics: DAE4 Sn1235; Calibrated: 2010-10-22
- Phantom: SAM2; Type: SAM; Serial: TP-1474
- Measurement SW: DASY5, V5.2 Build 157; SEMCAD X Version 14.0 Build 57

Configuration/Body/Area Scan (5x8x1): Measurement grid: dx=15mm, dy=15mm

Info: Interpolated medium parameters used for SAR evaluation.
Maximum value of SAR (measured) = 0.859 mW/g

Configuration/Body/Zoom Scan (7x7x7)/Cube 0: Measurement grid: dx=5mm, dy=5mm, dz=5mm
Reference Value = 24.6 V/m; Power Drift = -0.00963 dB
Peak SAR (extrapolated) = 1.59 W/kg
SAR(1 g) = 0.933 mW/g; SAR(10 g) = 0.498 mW/g

Info: Interpolated medium parameters used for SAR evaluation.
Maximum value of SAR (measured) = 1.05 mW/g

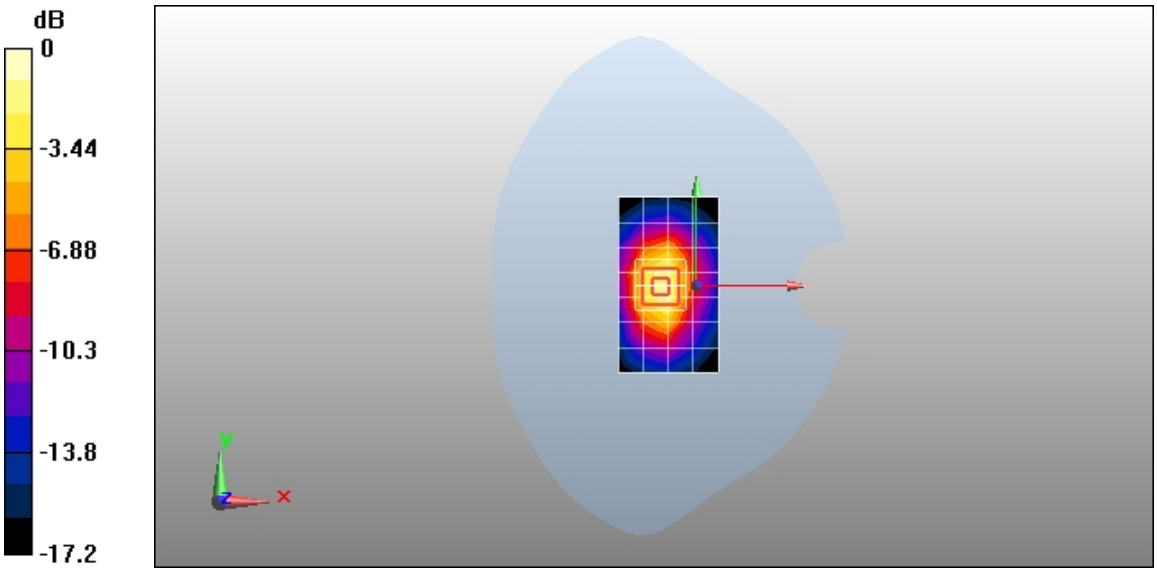

0 dB = 1.05mW/g

Date/Time: 2011-9-10 1:35:05, Date/Time: 2011-9-10 1:44:23

Test Laboratory: HUAWEI SAR Lab

U8600 GSM1900 810CH Towards phantom 10mm with headset

DUT: U8600; Type: Mobile Phone ; Serial: Y3L7NA1173000234

Communication System: HW -GSM/GPRS/EDGE 1TS; Frequency: 1909.8 MHz
Medium parameters used: f = 1910 MHz; σ = 1.53 mho/m; ε_r = 51.3; ρ = 1000 kg/m^3
Phantom section: Flat Section

DASY5 Configuration:

- Probe: EX3DV4 - SN3753; ConvF(7.17, 7.17, 7.17); Calibrated: 2010-12-13
- Sensor-Surface: 4mm (Mechanical Surface Detection)
- Electronics: DAE4 Sn1235; Calibrated: 2010-10-22
- Phantom: SAM2; Type: SAM; Serial: TP-1474
- Measurement SW: DASY5, V5.2 Build 157; SEMCAD X Version 14.0 Build 57

Configuration/Body/Area Scan (8x12x1): Measurement grid: dx=15mm, dy=15mm
Maximum value of SAR (measured) = 0.999 mW/g

Configuration/Body/Zoom Scan (7x7x7)/Cube 0: Measurement grid: dx=5mm, dy=5mm, dz=5mm
Reference Value = 7.67 V/m; Power Drift = -0.023 dB
Peak SAR (extrapolated) = 1.58 W/kg
SAR(1 g) = 0.917 mW/g; SAR(10 g) = 0.489 mW/g
Maximum value of SAR (measured) = 1.03 mW/g

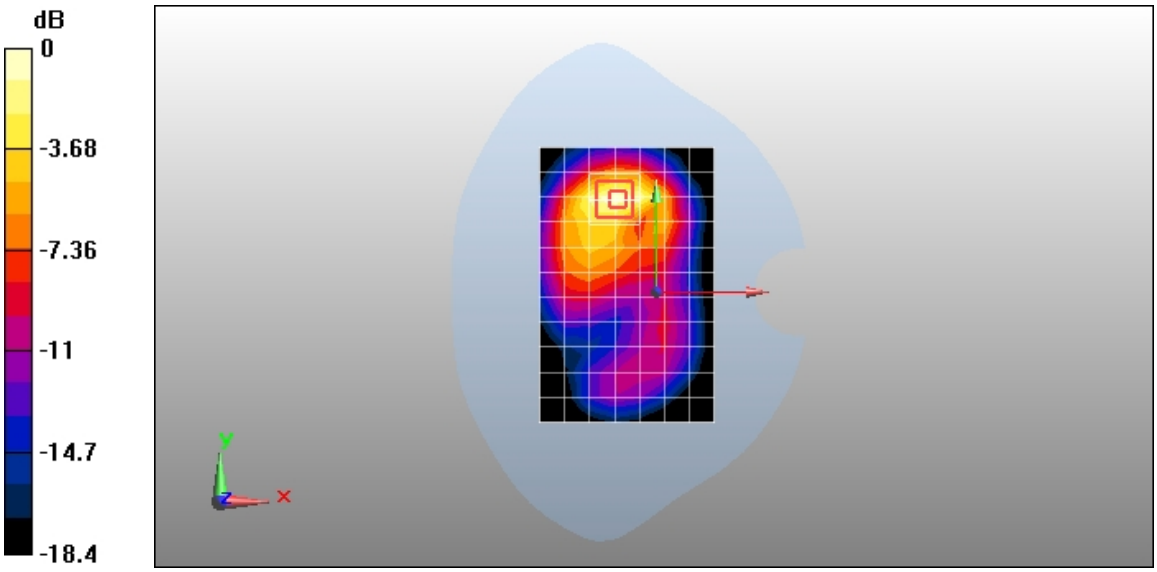

0 dB = 1.03mW/g

Date/Time: 2011-9-14 15:03:18, Date/Time: 2011-9-14 15:11:42

Test Laboratory: HUAWEI SAR Lab

U8600 WiFi 11b 6CH Left hand touch cheek

DUT: U8600; Type: Mobile Phone ; Serial: Y3L7NA1173000234

Communication System: WiFi (802.11*); Frequency: 2437 MHz
Medium parameters used: f = 2437 MHz; σ = 1.82 mho/m; ε_r = 38.1; ρ = 1000 kg/m^3
Phantom section: Left Section

DASY5 Configuration:

- Probe: EX3DV4 - SN3753; ConvF(7.11, 7.11, 7.11); Calibrated: 2010-12-13
- Sensor-Surface: 4mm (Mechanical Surface Detection)
- Electronics: DAE4 Sn1235; Calibrated: 2010-10-22
- Phantom: SAM1; Type: SAM; Serial: TP-1475
- Measurement SW: DASY5, V5.2 Build 157; SEMCAD X Version 14.0 Build 57

Configuration/Head/Area Scan (8x12x1): Measurement grid: dx=15mm, dy=15mm
Maximum value of SAR (measured) = 0.032 mW/g

Configuration/Head/Zoom Scan (7x7x7)/Cube 0: Measurement grid: dx=5mm, dy=5mm, dz=5mm
Reference Value = 3.44 V/m; Power Drift = 0.140 dB
Peak SAR (extrapolated) = 0.071 W/kg
SAR(1 g) = 0.037 mW/g; SAR(10 g) = 0.018 mW/g
Maximum value of SAR (measured) = 0.042 mW/g

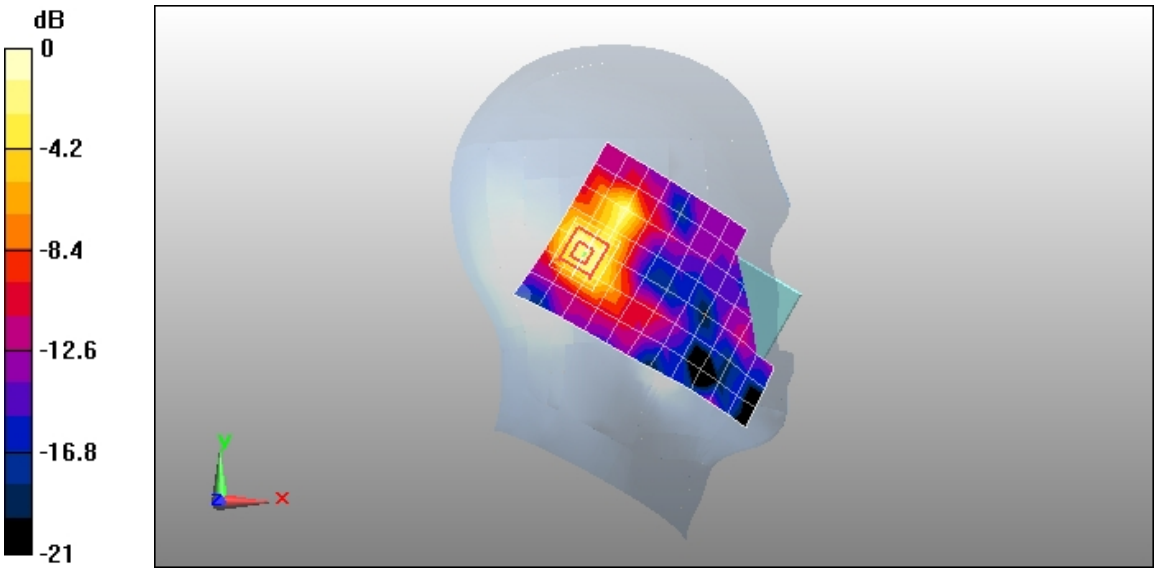

0 dB = 0.042mW/g

Date/Time: 2011-9-14 15:28:26, Date/Time: 2011-9-14 15:36:49

Test Laboratory: HUAWEI SAR Lab

U8600 WiFi 11b 6CH Left hand tilt 15 degree

DUT: U8600; Type: Mobile Phone ; Serial: Y3L7NA1173000234

Communication System: WiFi (802.11*); Frequency: 2437 MHz
Medium parameters used: f = 2437 MHz; σ = 1.82 mho/m; ε_r = 38.1; ρ = 1000 kg/m^3
Phantom section: Left Section

DASY5 Configuration:

- Probe: EX3DV4 - SN3753; ConvF(7.11, 7.11, 7.11); Calibrated: 2010-12-13
- Sensor-Surface: 4mm (Mechanical Surface Detection)
- Electronics: DAE4 Sn1235; Calibrated: 2010-10-22
- Phantom: SAM1; Type: SAM; Serial: TP-1475
- Measurement SW: DASY5, V5.2 Build 157; SEMCAD X Version 14.0 Build 57

Configuration/Head/Area Scan (8x12x1): Measurement grid: dx=15mm, dy=15mm
Maximum value of SAR (measured) = 0.045 mW/g

Configuration/Head/Zoom Scan (7x7x7)/Cube 0: Measurement grid: dx=5mm, dy=5mm, dz=5mm
Reference Value = 3.03 V/m; Power Drift = 0.143 dB
Peak SAR (extrapolated) = 0.084 W/kg
SAR(1 g) = 0.043 mW/g; SAR(10 g) = 0.021 mW/g
Maximum value of SAR (measured) = 0.051 mW/g

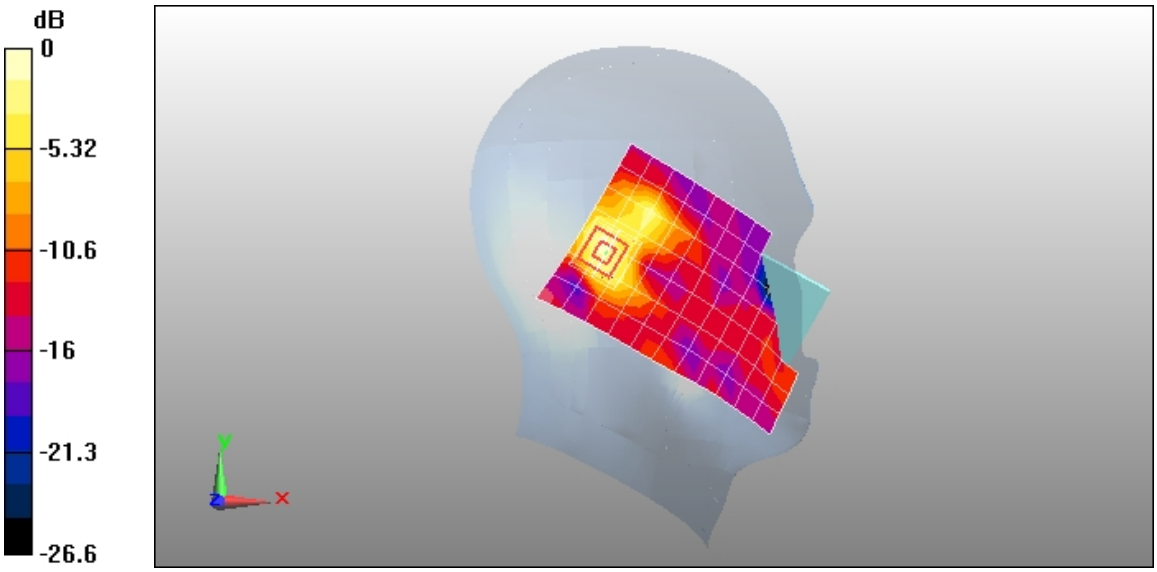

0 dB = 0.051mW/g

Date/Time: 2011-9-14 15:58:31, Date/Time: 2011-9-14 16:06:41

Test Laboratory: HUAWEI SAR Lab

U8600 WiFi 11b 6CH Right hand touch cheek

DUT: U8600; Type: Mobile Phone ; Serial: Y3L7NA1173000234

Communication System: WiFi (802.11*); Frequency: 2437 MHz
Medium parameters used: f = 2437 MHz; σ = 1.82 mho/m; ε_r = 38.1; ρ = 1000 kg/m^3
Phantom section: Right Section

DASY5 Configuration:

- Probe: EX3DV4 - SN3753; ConvF(7.11, 7.11, 7.11); Calibrated: 2010-12-13
- Sensor-Surface: 4mm (Mechanical Surface Detection)
- Electronics: DAE4 Sn1235; Calibrated: 2010-10-22
- Phantom: SAM1; Type: SAM; Serial: TP-1475
- Measurement SW: DASY5, V5.2 Build 157; SEMCAD X Version 14.0 Build 57

Configuration/Head/Area Scan (8x12x1): Measurement grid: dx=15mm, dy=15mm
Maximum value of SAR (measured) = 0.034 mW/g

Configuration/Head/Zoom Scan (7x7x7)/Cube 0: Measurement grid: dx=5mm, dy=5mm, dz=5mm
Reference Value = 3.43 V/m; Power Drift = -0.053 dB
Peak SAR (extrapolated) = 0.169 W/kg
SAR(1 g) = 0.036 mW/g; SAR(10 g) = 0.015 mW/g
Maximum value of SAR (measured) = 0.044 mW/g

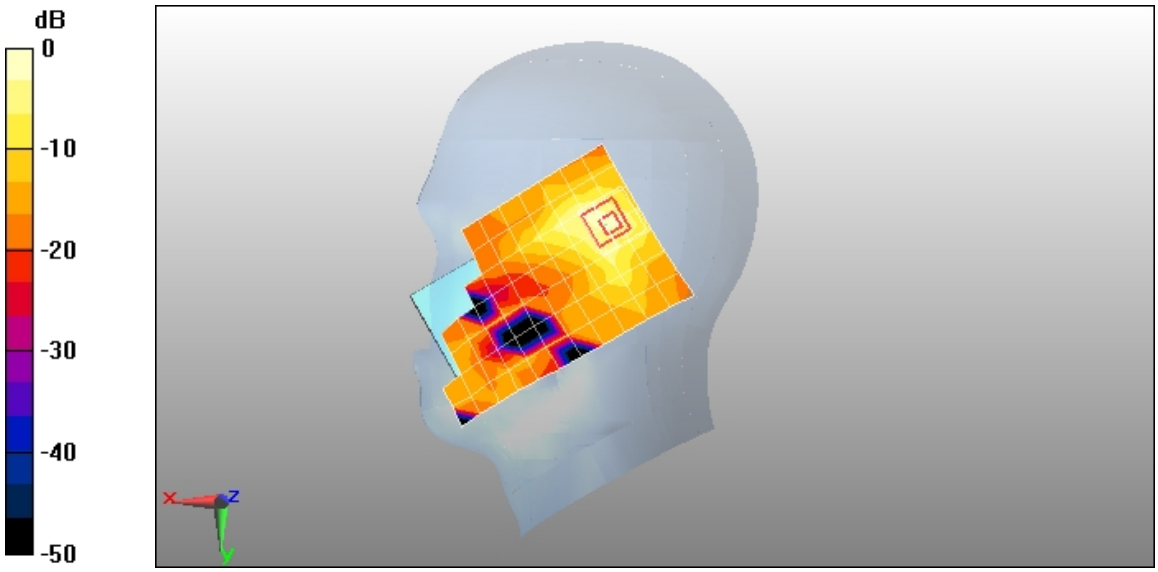

0 dB = 0.044mW/g

Date/Time: 2011-9-14 16:38:43, Date/Time: 2011-9-14 16:46:53

Test Laboratory: HUAWEI SAR Lab

U8600 WiFi 11b 6CH Right hand tilt 15 degree

DUT: U8600; Type: Mobile Phone ; Serial: Y3L7NA1173000234

Communication System: WiFi (802.11*); Frequency: 2437 MHz
Medium parameters used: f = 2437 MHz; σ = 1.82 mho/m; ε_r = 38.1; ρ = 1000 kg/m^3
Phantom section: Right Section

DASY5 Configuration:

- Probe: EX3DV4 - SN3753; ConvF(7.11, 7.11, 7.11); Calibrated: 2010-12-13
- Sensor-Surface: 4mm (Mechanical Surface Detection)
- Electronics: DAE4 Sn1235; Calibrated: 2010-10-22
- Phantom: SAM1; Type: SAM; Serial: TP-1475
- Measurement SW: DASY5, V5.2 Build 157; SEMCAD X Version 14.0 Build 57

Configuration/Head/Area Scan (8x12x1): Measurement grid: dx=15mm, dy=15mm
Maximum value of SAR (measured) = 0.054 mW/g

Configuration/Head/Zoom Scan (7x7x7)/Cube 0: Measurement grid: dx=5mm, dy=5mm, dz=5mm
Reference Value = 2.18 V/m; Power Drift = 0.169 dB
Peak SAR (extrapolated) = 0.103 W/kg
SAR(1 g) = 0.049 mW/g; SAR(10 g) = 0.021 mW/g
Maximum value of SAR (measured) = 0.056 mW/g

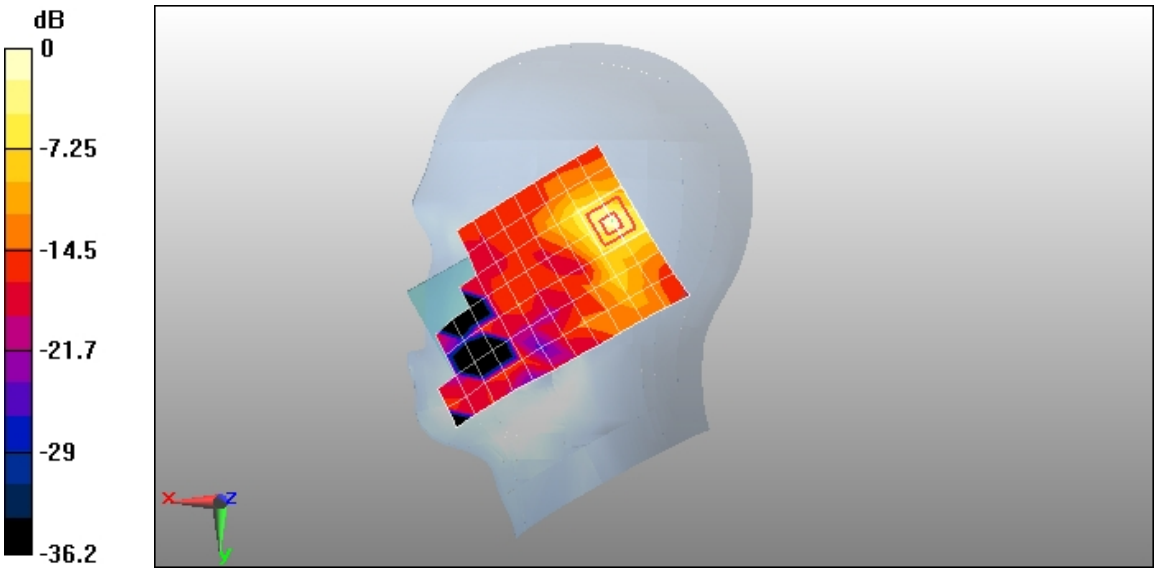
dB
0
-7.25
-14.5
-21.7
-29
-36.2
X
Z

0 dB = 0.056mW/g

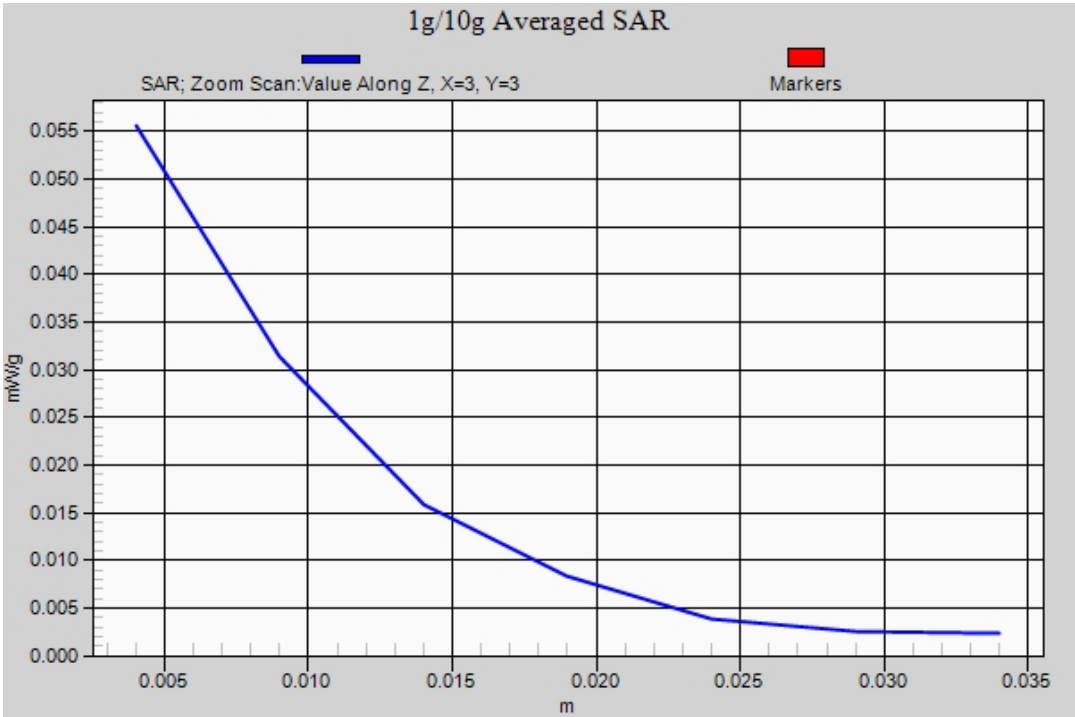
1g/10g Averaged SAR
SAR; Zoom Scan:Value Along Z, X=3, Y=3
Markers
mW/g
0.055
0.050
0.045
0.040
0.035
0.030
0.025
0.020
0.015
0.010
0.005
0.000
0.005
0.010
0.015
0.020
0.025
0.030
0.035
m

Date/Time: 2011-9-14 17:59:29, Date/Time: 2011-9-14 18:08:47

Test Laboratory: HUAWEI SAR Lab

U8600 WiFi 802.11b 6CH Towards phantom 10mm

DUT: U8600; Type: Mobile Phone ; Serial: Y3L7NA1173000234

Communication System: WiFi (802.11*); Frequency: 2437 MHz
Medium parameters used: f = 2437 MHz; σ = 1.96 mho/m; ε_r = 51.4; ρ = 1000 kg/m^3
Phantom section: Flat Section

DASY5 Configuration:

- Probe: EX3DV4 - SN3753; ConvF(6.91, 6.91, 6.91); Calibrated: 2010-12-13
- Sensor-Surface: 4mm (Mechanical Surface Detection)
- Electronics: DAE4 Sn1235; Calibrated: 2010-10-22
- Phantom: SAM2; Type: SAM; Serial: TP-1474
- Measurement SW: DASY5, V5.2 Build 157; SEMCAD X Version 14.0 Build 57

Configuration/Body/Area Scan (8x12x1): Measurement grid: dx=15mm, dy=15mm
Maximum value of SAR (measured) = 0.00807 mW/g

Configuration/Body/Zoom Scan (7x7x7)/Cube 0: Measurement grid: dx=5mm, dy=5mm, dz=5mm
Reference Value = 1.18 V/m; Power Drift = -0.184 dB
Peak SAR (extrapolated) = 0.013 W/kg
SAR(1 g) = 0.0086 mW/g; SAR(10 g) = 0.00522 mW/g
Maximum value of SAR (measured) = 0.00989 mW/g

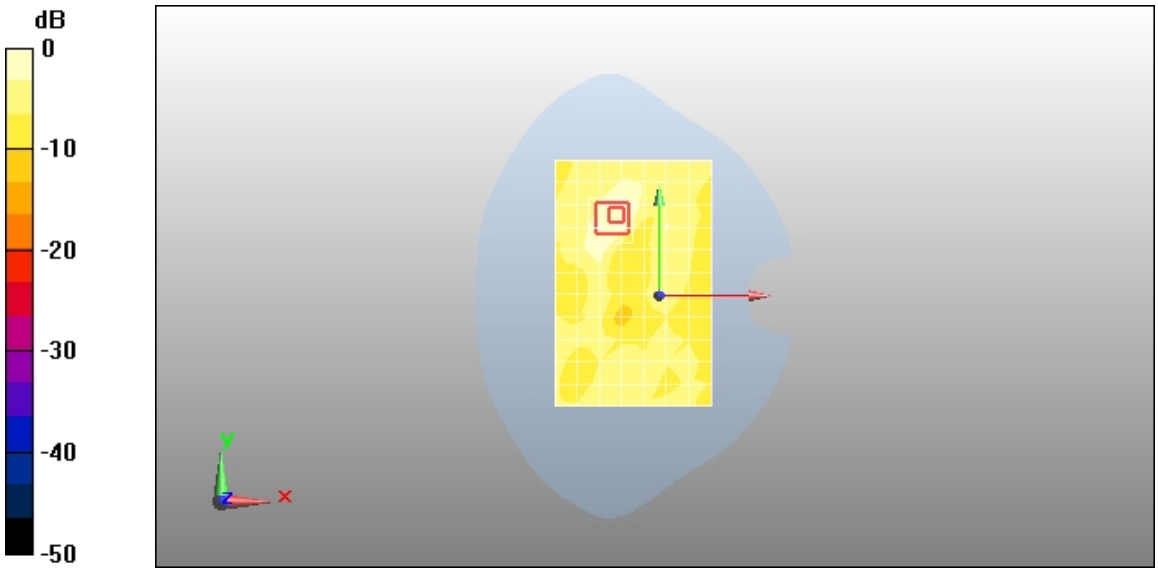

0 dB = 0.00989mW/g

Test Laboratory: HUAWEI SAR Lab

U8600 WiFi 802.11b 6CH Towards Ground 10mm

DUT: U8600; Type: Mobile Phone ; Serial: Y3L7NA1173000234

Communication System: WiFi (802.11*); Frequency: 2437 MHz
Medium parameters used: f = 2437 MHz; σ = 1.96 mho/m; ε_r = 51.4; ρ = 1000 kg/m^3
Phantom section: Flat Section

DASY5 Configuration:

- Probe: EX3DV4 - SN3753; ConvF(6.91, 6.91, 6.91); Calibrated: 2010-12-13
- Sensor-Surface: 4mm (Mechanical Surface Detection)
- Electronics: DAE4 Sn1235; Calibrated: 2010-10-22
- Phantom: SAM2; Type: SAM; Serial: TP-1474
- Measurement SW: DASY5, V5.2 Build 157; SEMCAD X Version 14.0 Build 57

Configuration/Body/Area Scan (8x12x1): Measurement grid: dx=15mm, dy=15mm
Maximum value of SAR (measured) = 0.053 mW/g

Configuration/Body/Zoom Scan (7x7x7)/Cube 0: Measurement grid: dx=5mm, dy=5mm, dz=5mm
Reference Value = 1.53 V/m; Power Drift = 0.186 dB
Peak SAR (extrapolated) = 0.111 W/kg
SAR(1 g) = 0.057 mW/g; SAR(10 g) = 0.026 mW/g
Maximum value of SAR (measured) = 0.068 mW/g

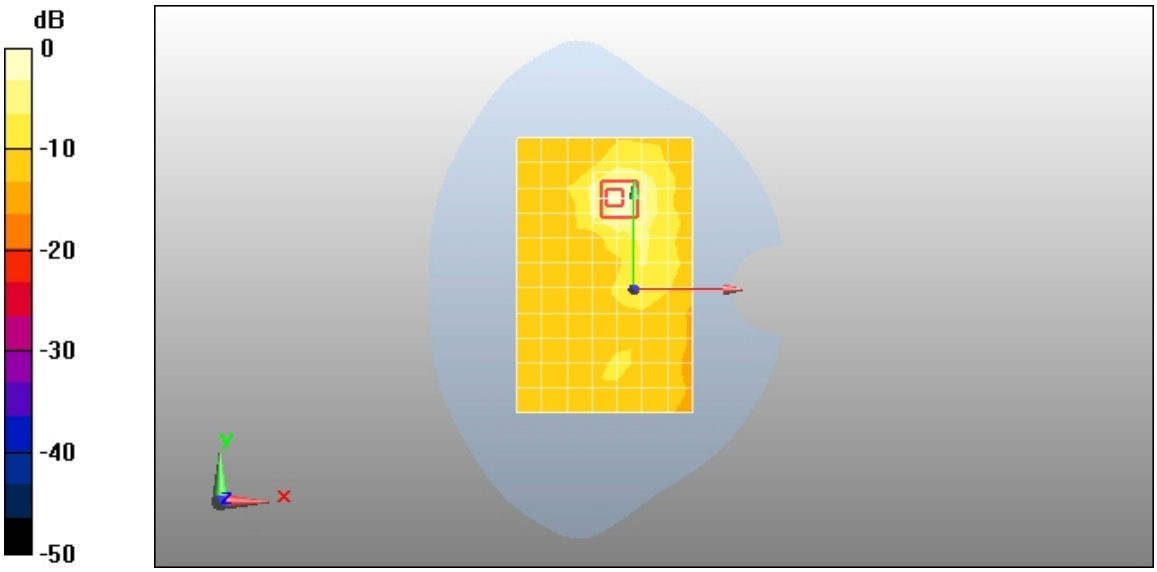
dB
0
-10
-20
-30
-40
-50
y
x

0 dB = 0.068mW/g

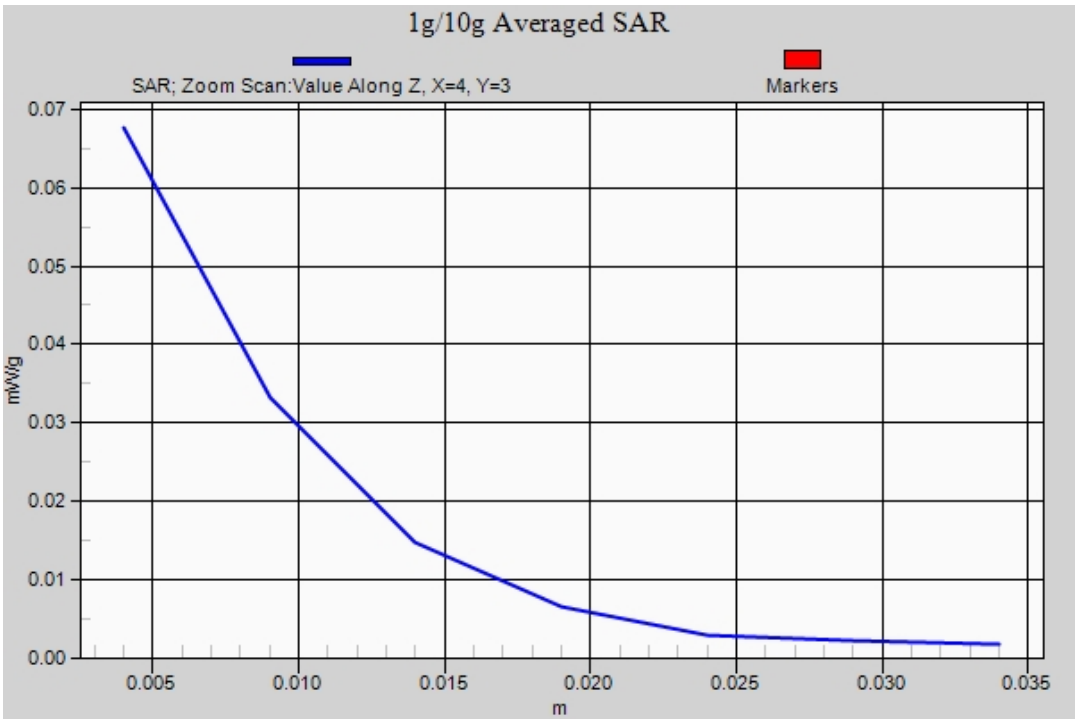
1g/10g Averaged SAR
SAR; Zoom Scan:Value Along Z, X=4, Y=3
Markers
mW/g
0.07
0.06
0.05
0.04
0.03
0.02
0.01
0.00
0.005
0.010
0.015
0.020
0.025
0.030
0.035
m

Date/Time: 2011-9-14 23:46:50, Date/Time: 2011-9-14 23:52:40

Test Laboratory: HUAWEI SAR Lab

U8600 WiFi 802.11b 6CH Left edge 10mm

DUT: U8600; Type: Mobile Phone ; Serial: Y3L7NA1173000234

Communication System: WiFi (802.11*); Frequency: 2437 MHz
Medium parameters used: f = 2437 MHz; σ = 1.96 mho/m; ε_r = 51.4; ρ = 1000 kg/m^3
Phantom section: Flat Section

DASY5 Configuration:

- Probe: EX3DV4 - SN3753; ConvF(6.91, 6.91, 6.91); Calibrated: 2010-12-13
- Sensor-Surface: 4mm (Mechanical Surface Detection)
- Electronics: DAE4 Sn1235; Calibrated: 2010-10-22
- Phantom: SAM2; Type: SAM; Serial: TP-1474
- Measurement SW: DASY5, V5.2 Build 157; SEMCAD X Version 14.0 Build 57

Configuration/Body/Area Scan (5x12x1): Measurement grid: dx=15mm, dy=15mm
Maximum value of SAR (measured) = 0.00845 mW/g

Configuration/Body/Zoom Scan (7x7x7)/Cube 0: Measurement grid: dx=5mm, dy=5mm, dz=5mm
Reference Value = 1.27 V/m; Power Drift = -0.063 dB
Peak SAR (extrapolated) = 0.013 W/kg
SAR(1 g) = 0.00789 mW/g; SAR(10 g) = 0.00476 mW/g
Maximum value of SAR (measured) = 0.00931 mW/g

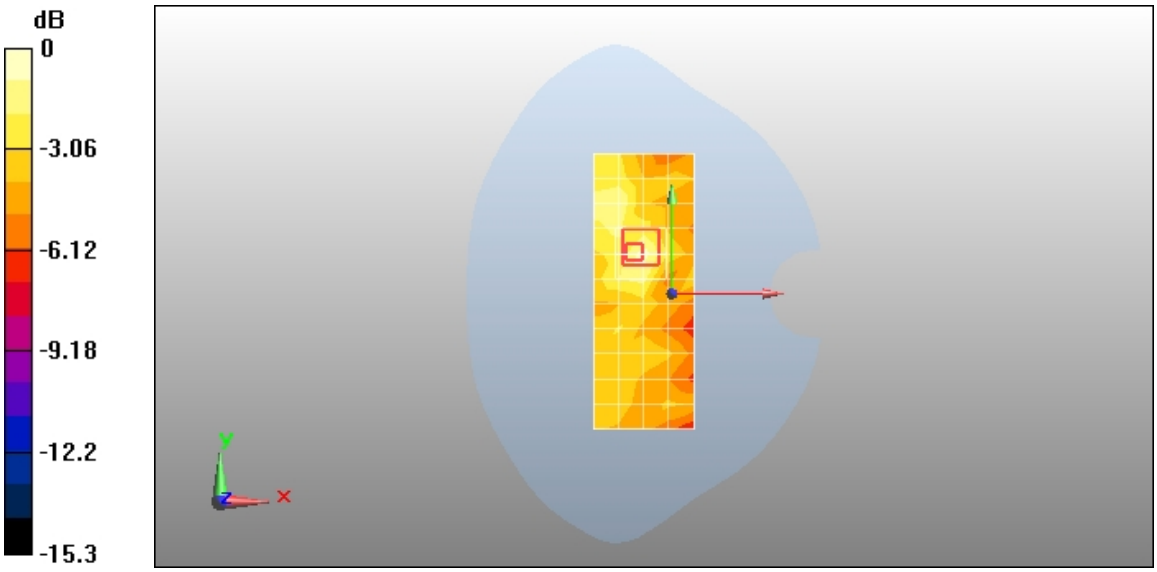

0 dB = 0.00931mW/g

Date/Time: 2011-9-15 0:12:07, Date/Time: 2011-9-15 0:17:56

Test Laboratory: HUAWEI SAR Lab

U8600 WiFi 802.11b 6CH Right edge 10mm

DUT: U8600; Type: Mobile Phone ; Serial: Y3L7NA1173000234

Communication System: WiFi (802.11*); Frequency: 2437 MHz
Medium parameters used: f = 2437 MHz; σ = 1.96 mho/m; εr = 51.4; ρ = 1000 kg/m3
Phantom section: Flat Section

DASY5 Configuration:

- Probe: EX3DV4 - SN3753; ConvF(6.91, 6.91, 6.91); Calibrated: 2010-12-13
- Sensor-Surface: 4mm (Mechanical Surface Detection)
- Electronics: DAE4 Sn1235; Calibrated: 2010-10-22
- Phantom: SAM2; Type: SAM; Serial: TP-1474
- Measurement SW: DASY5, V5.2 Build 157; SEMCAD X Version 14.0 Build 57

Configuration/Body/Area Scan (5x12x1): Measurement grid: dx=15mm, dy=15mm
Maximum value of SAR (measured) = 0.00442 mW/g

Configuration/Body/Zoom Scan (7x7x7)/Cube 0: Measurement grid: dx=5mm, dy=5mm, dz=5mm
Reference Value = 1.04 V/m; Power Drift = 0.118 dB
Peak SAR (extrapolated) = 0.00874 W/kg
SAR(1 g) = 0.00462 mW/g; SAR(10 g) = 0.00343 mW/g

Maximum value of SAR (measured) = 0.00623 mW/g

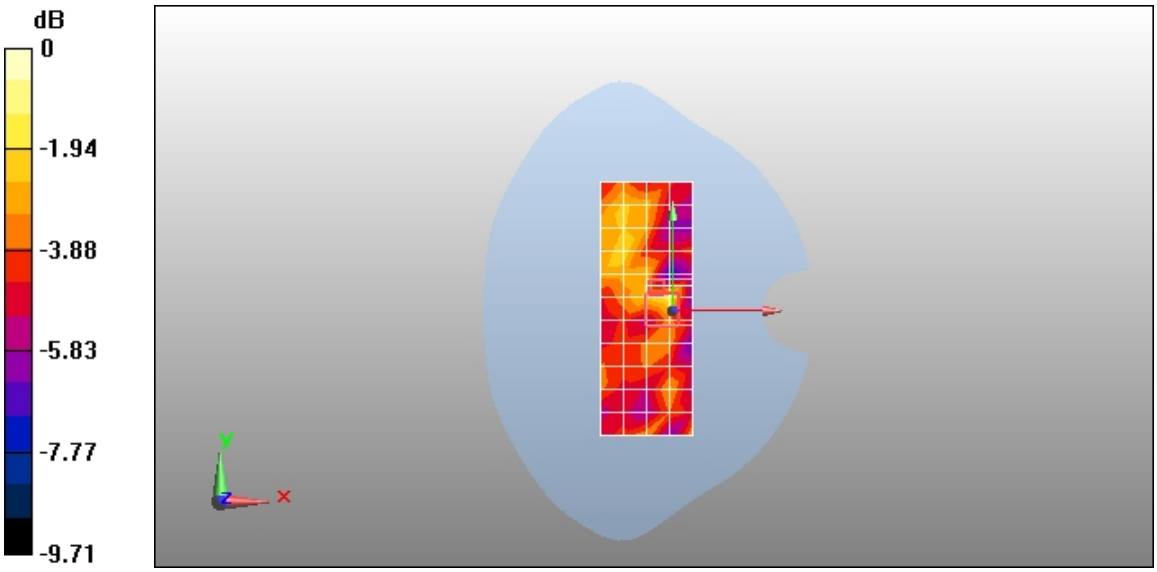

0 dB = 0.00623mW/g

Date/Time: 2011-9-15 1:04:27, Date/Time: 2011-9-15 1:08:22

Test Laboratory: HUAWEI SAR Lab

U8600 WiFi 802.11b 6CH Bottom edge 10mm

DUT: U8600; Type: Mobile Phone ; Serial: Y3L7NA1173000234

Communication System: WiFi (802.11*); Frequency: 2437 MHz
Medium parameters used: f = 2437 MHz; σ = 1.96 mho/m; εr = 51.4; ρ = 1000 kg/m3
Phantom section: Flat Section

DASY5 Configuration:

- Probe: EX3DV4 - SN3753; ConvF(6.91, 6.91, 6.91); Calibrated: 2010-12-13
- Sensor-Surface: 4mm (Mechanical Surface Detection)
- Electronics: DAE4 Sn1235; Calibrated: 2010-10-22
- Phantom: SAM2; Type: SAM; Serial: TP-1474
- Measurement SW: DASY5, V5.2 Build 157; SEMCAD X Version 14.0 Build 57

Configuration/Body/Area Scan (5x8x1): Measurement grid: dx=15mm, dy=15mm
Maximum value of SAR (measured) = 0.00378 mW/g

Configuration/Body/Zoom Scan (7x7x7)/Cube 0: Measurement grid: dx=5mm, dy=5mm, dz=5mm
Reference Value = 0.910 V/m; Power Drift = -0.024 dB
Peak SAR (extrapolated) = 0.00973 W/kg
SAR(1 g) = 0.00489 mW/g; SAR(10 g) = 0.0036 mW/g
Maximum value of SAR (measured) = 0.00678 mW/g

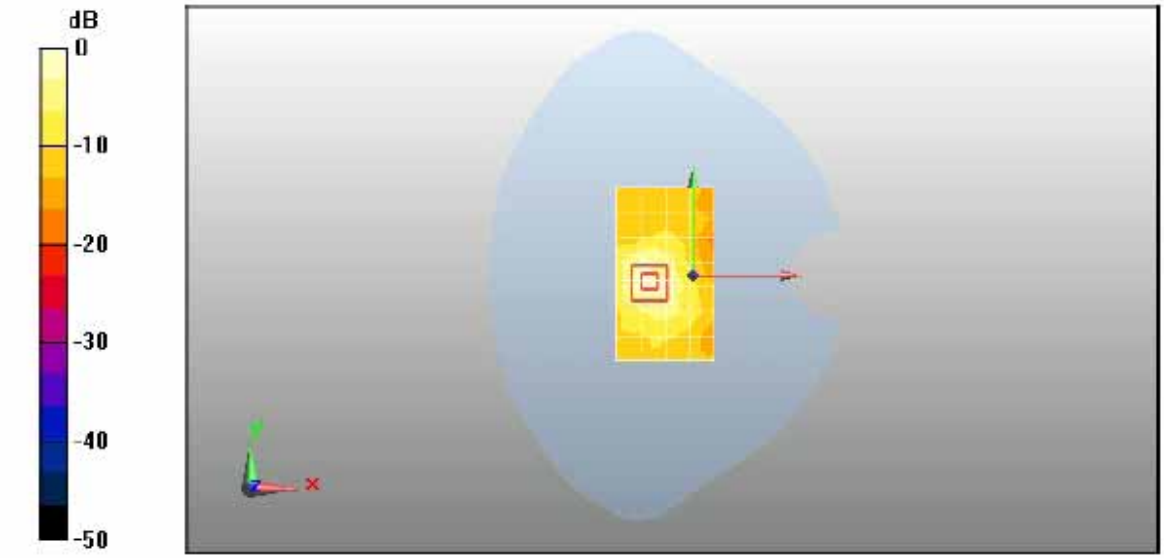

0 dB = 0.00678mW/g

Test Laboratory: HUAWEI SAR Lab

U8600 WiFi 802.11b 6CH Top edge 10mm

DUT: U8600; Type: Mobile Phone ; Serial: Y3L7NA1173000234

Communication System: WiFi (802.11*); Frequency: 2437 MHz
Medium parameters used: f = 2437 MHz; σ = 1.96 mho/m; ε_r = 51.4; ρ = 1000 kg/m^3
Phantom section: Flat Section

DASY5 Configuration:

- Probe: EX3DV4 - SN3753; ConvF(6.91, 6.91, 6.91); Calibrated: 2010-12-13
- Sensor-Surface: 4mm (Mechanical Surface Detection)
- Electronics: DAE4 Sn1235; Calibrated: 2010-10-22
- Phantom: SAM2; Type: SAM; Serial: TP-1474
- Measurement SW: DASY5, V5.2 Build 157; SEMCAD X Version 14.0 Build 57

Configuration/Body/Area Scan (5x8x1): Measurement grid: dx=15mm, dy=15mm
Maximum value of SAR (measured) = 0.032 mW/g

Configuration/Body/Zoom Scan (7x7x7)/Cube 0: Measurement grid: dx=5mm, dy=5mm, dz=5mm
Reference Value = 3.36 V/m; Power Drift = 0.00321 dB
Peak SAR (extrapolated) = 0.070 W/kg
SAR(1 g) = 0.036 mW/g; SAR(10 g) = 0.016 mW/g
Maximum value of SAR (measured) = 0.043 mW/g

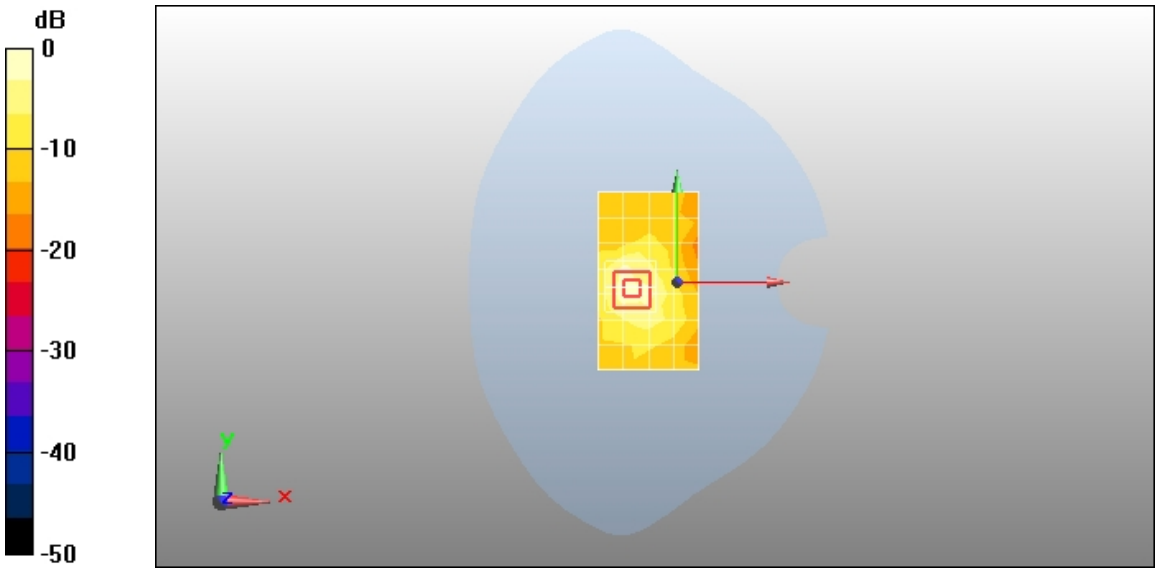

0 dB = 0.043mW/g