Appendix B. SAR Measurement Plots

Table of contents
GSM850 Head Second Antenna
GSM850 Body Second Antenna
GSM1900 Head Second Antenna
GSM1900 Body Second Antenna
UMTS Band II Head Second Antenna
UMTS Band II Body Second Antenna
LTE Band II Head Second Antenna
LTE Band II Body Second Antenna
GSM850 Head Main Antenna
GSM850 Body Main Antenna
GSM1900 Head Main Antenna
GSM1900 Body Main Antenna
UMTS Band II Head Main Antenna
UMTS Band II Body Main Antenna
LTE Band II Head Main Antenna
LTE Band II Body Main Antenna
WiFi 2450 MHz Head
WiFi 2450 MHz Body

Date: 2016-3-20

Test Laboratory: HUAWEI SAR/HAC Lab

HUAWEI VNS-L31 GSM850 128CH Right tilt-Second Antenna

DUT: HUAWEI VNS-L31, VNS-L31; Type: Smart Phone; Serial: SAR1

Communication System: UID 0, HW-GSM\GPRS\EGPRS-1TS (0); Frequency: 824.2 MHz;Duty Cycle: 1:8.30042
Medium parameters used (interpolated): f = 824.2 MHz; σ = 0.903 S/m; ε_r = 41.803; ρ = 1000 kg/m^3
Phantom section: Right Section

DASY Configuration:

- Probe: ES3DV3 - SN3168; ConvF(6.32, 6.32, 6.32); Calibrated: 2015-9-28;
- Sensor-Surface: 3mm (Mechanical Surface Detection), z = 2.0, 32.0
- Electronics: DAE4 Sn851; Calibrated: 2015-7-20
- Phantom: SAM2; Type: SAM; Serial: TP:1474
- DASY52 52.8.8(1222);

Configuration/Head/Area Scan (8x12x1): Measurement grid: dx=15mm, dy=15mm

Info: Interpolated medium parameters used for SAR evaluation.
Maximum value of SAR (measured) = 0.783 W/kg

Configuration/Head/Zoom Scan (5x5x7)/Cube 0: Measurement grid: dx=8mm, dy=8mm, dz=5mm

Reference Value = 17.88 V/m; Power Drift = 0.01 dB
Peak SAR (extrapolated) = 1.60 W/kg
SAR(1 g) = 0.620 W/kg; SAR(10 g) = 0.300 W/kg

Info: Interpolated medium parameters used for SAR evaluation.
Maximum value of SAR (measured) = 0.840 W/kg



0 dB = 0.783 W/kg = -1.06 dBW/kg

Date: 2016-3-27

Test Laboratory: HUAWEI SAR/HAC Lab

HUAWEI VNS-L31 GSM850 190CH Front side 15mm with SIM2-Second Antenna

DUT: HUAWEI VNS-L31, VNS-L31; Type: Smart Phone; Serial: SAR1

Communication System: UID 0, HW-GSM\GPRS\EGPRS-1TS (0); Frequency: 836.6 MHz;Duty Cycle: 1:8.30042
Medium parameters used: f = 837 MHz; σ = 0.995 S/m; ε_r = 54.022; ρ = 1000 kg/m^3
Phantom section: Flat Section

DASY Configuration:

- Probe: ES3DV3 - SN3168; ConvF(6.24, 6.24, 6.24); Calibrated: 2015-9-28;
- Sensor-Surface: 3mm (Mechanical Surface Detection), z = 2.0, 32.0
- Electronics: DAE4 Sn851; Calibrated: 2015-7-20
- Phantom: SAM2; Type: SAM; Serial: TP:1474
- DASY52 52.8.8(1222);

Configuration/Body/Area Scan (8x13x1): Measurement grid: dx=15mm, dy=15mm

Maximum value of SAR (measured) = 0.143 W/kg

Configuration/Body/Zoom Scan (5x5x7)/Cube 0: Measurement grid: dx=8mm, dy=8mm, dz=5mm

Reference Value = 8.589 V/m; Power Drift = 0.03 dB
Peak SAR (extrapolated) = 0.240 W/kg
SAR(1 g) = 0.146 W/kg; SAR(10 g) = 0.086 W/kg
Maximum value of SAR (measured) = 0.174 W/kg

Configuration/Body/Zoom Scan (5x5x7)/Cube 1: Measurement grid: dx=8mm, dy=8mm, dz=5mm

Reference Value = 8.589 V/m; Power Drift = 0.03 dB
Peak SAR (extrapolated) = 0.144 W/kg
SAR(1 g) = 0.104 W/kg; SAR(10 g) = 0.072 W/kg
Maximum value of SAR (measured) = 0.116 W/kg

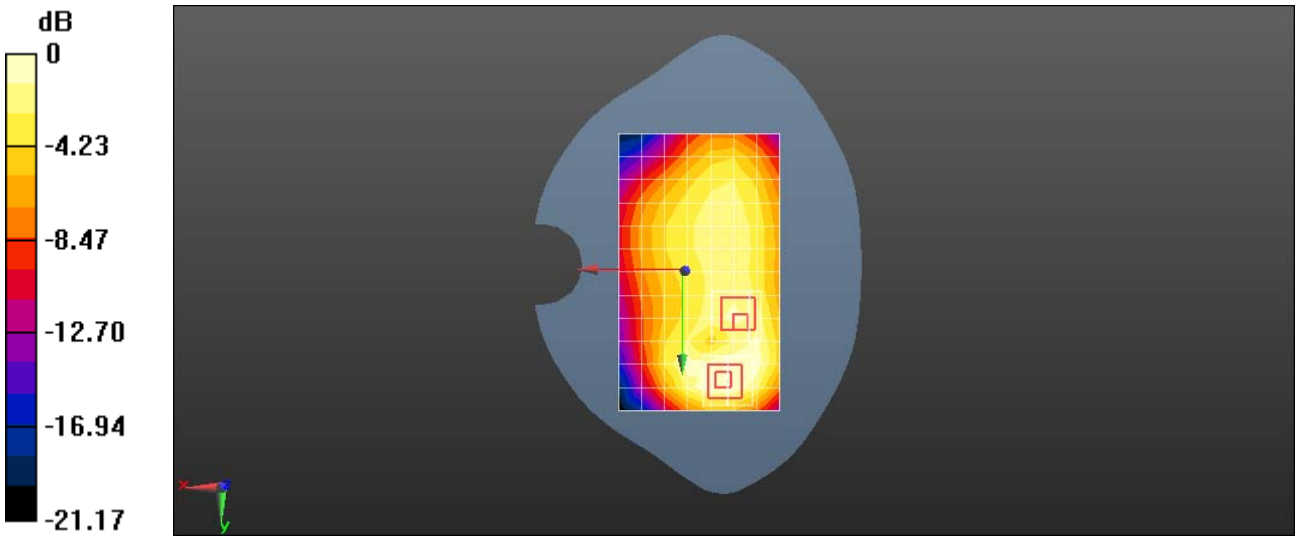

0 dB = 0.143 W/kg = -8.45 dBW/kg

Date: 2016-3-18

Test Laboratory: HUAWEI SAR/HAC Lab

HUAWEI VNS-L31 GSM850 GPRS 2TS 190CH Front side 10mm-Second Antenna

DUT: HUAWEI VNS-L31, VNS-L31; Type: Smart Phone; Serial: SAR1

Communication System: UID 0, HW-GSM\GPRS\EGPRS-2TS (0); Frequency: 836.6 MHz;Duty Cycle: 1:4.10015
Medium parameters used: f = 837 MHz; σ = 0.988 S/m; ε_r = 53.17; ρ = 1000 kg/m^3
Phantom section: Flat Section

DASY Configuration:

- ¿ Probe: ES3DV3 - SN3168; ConvF(6.24, 6.24, 6.24); Calibrated: 2015-9-28;
- ¿ Sensor-Surface: 3mm (Mechanical Surface Detection), z = 2.0, 32.0
- ¿ Electronics: DAE4 Sn851; Calibrated: 2015-7-20
- ¿ Phantom: SAM2; Type: SAM; Serial: TP:1474
- ¿ DASY52 52.8.8(1222);

Configuration/Body/Area Scan (8x13x1): Measurement grid: dx=15mm, dy=15mm

Maximum value of SAR (measured) = 0.646 W/kg

Configuration/Body/Zoom Scan (5x5x7)/Cube 0: Measurement grid: dx=8mm, dy=8mm, dz=5mm

Reference Value = 12.46 V/m; Power Drift = -0.01 dB
Peak SAR (extrapolated) = 1.03 W/kg
SAR(1 g) = 0.569 W/kg; SAR(10 g) = 0.316 W/kg
Maximum value of SAR (measured) = 0.682 W/kg

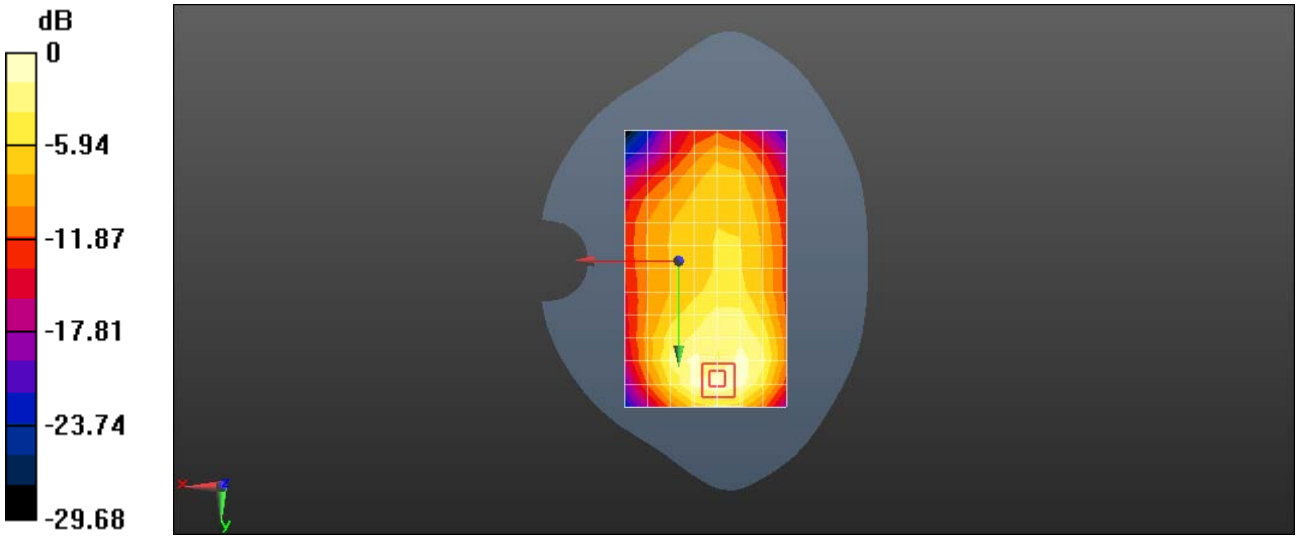

0 dB = 0.646 W/kg = -1.90 dBW/kg

Date: 2016-3-22

Test Laboratory: HUAWEI SAR/HAC Lab

HUAWEI VNS-L31 GSM1900 512CH Right touch-Sceond Antenna

DUT: HUAWEI VNS-L31, VNS-L31; Type: Smart Phone; Serial: SAR1

Communication System: UID 0, HW-GSM\GPRS\EGPRS-1TS (0); Frequency: 1850.2 MHz;Duty Cycle: 1:8.30042
Medium parameters used (interpolated): f = 1850.2 MHz; σ = 1.336 S/m; ε_r = 41.367; ρ = 1000 kg/m^3
Phantom section: Right Section

DASY Configuration:

- Probe: ES3DV3 - SN3168; ConvF(5.13, 5.13, 5.13); Calibrated: 2015-9-28;
- Sensor-Surface: 3mm (Mechanical Surface Detection), z = 2.0, 32.0
- Electronics: DAE4 Sn851; Calibrated: 2015-7-20
- Phantom: SAM1; Type: SAM; Serial: TP-1475
- DASY52 52.8.8(1222);

Configuration/Head/Area Scan (8x13x1): Measurement grid: dx=15mm, dy=15mm

Info: Interpolated medium parameters used for SAR evaluation.
Maximum value of SAR (measured) = 0.447 W/kg

Configuration/Head/Zoom Scan (6x6x7)/Cube 0: Measurement grid: dx=8mm, dy=8mm, dz=5mm

Reference Value = 10.54 V/m; Power Drift = 0.05 dB
Peak SAR (extrapolated) = 0.844 W/kg
SAR(1 g) = 0.419 W/kg; SAR(10 g) = 0.232 W/kg

Info: Interpolated medium parameters used for SAR evaluation.
Maximum value of SAR (measured) = 0.513 W/kg

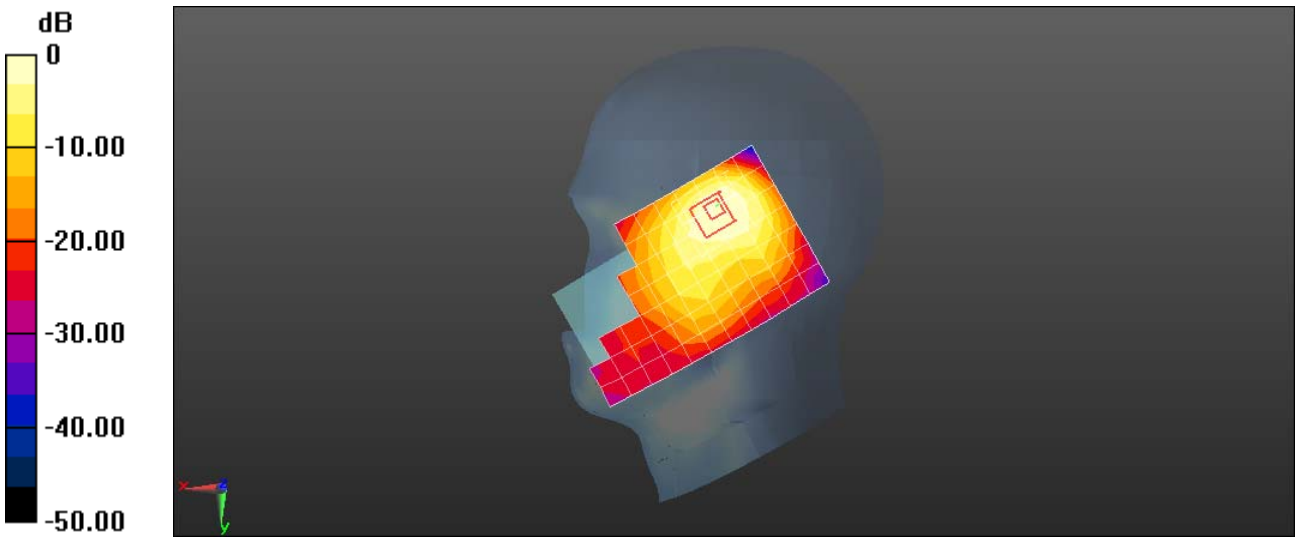

0 dB = 0.447 W/kg = -3.50 dBW/kg

Date: 2016-3-23

Test Laboratory: HUAWEI SAR/HAC Lab

HUAWEI VNS-L31 GSM1900 661CH Back side 15mm with Battery 2-Sceond Antenna

DUT: HUAWEI VNS-L31, VNS-L31; Type: Smart Phone; Serial: SAR1

Communication System: UID 0, HW-GSM\GPRS\EGPRS-1TS (0); Frequency: 1880 MHz;Duty Cycle: 1:8.30042
Medium parameters used: f = 1880 MHz; σ = 1.467 S/m; ε_r = 51.653; ρ = 1000 kg/m^3
Phantom section: Flat Section

DASY Configuration:

- ¿ Probe: ES3DV3 - SN3168; ConvF(4.74, 4.74, 4.74); Calibrated: 2015-9-28;
- ¿ Sensor-Surface: 3mm (Mechanical Surface Detection), z = 2.0, 32.0
- ¿ Electronics: DAE4 Sn851; Calibrated: 2015-7-20
- ¿ Phantom: SAM2; Type: SAM; Serial: TP:1474
- ¿ DASY52 52.8.8(1222);

Configuration/Body/Area Scan (8x13x1): Measurement grid: dx=15mm, dy=15mm

Maximum value of SAR (measured) = 0.0724 W/kg

Configuration/Body/Zoom Scan (5x5x7)/Cube 0: Measurement grid: dx=8mm, dy=8mm, dz=5mm

Reference Value = 3.013 V/m; Power Drift = 0.09 dB
Peak SAR (extrapolated) = 0.0960 W/kg
SAR(1 g) = 0.064 W/kg; SAR(10 g) = 0.042 W/kg
Maximum value of SAR (measured) = 0.0739 W/kg

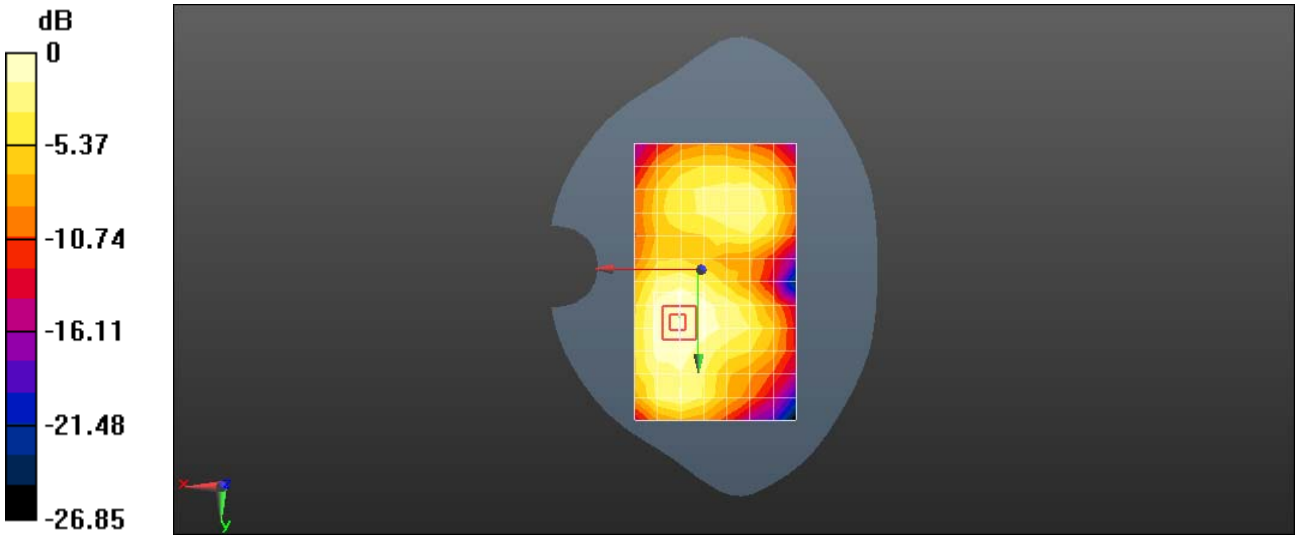

0 dB = 0.0724 W/kg = -11.40 dBW/kg

Date: 2016-3-23

Test Laboratory: HUAWEI SAR/HAC Lab

HUAWEI VNS-L31 GSM1900 GPRS 2TS 661CH Left side 10mm-Sceond Antenna

DUT: HUAWEI VNS-L31, VNS-L31; Type: Smart Phone; Serial: SAR1

Communication System: UID 0, HW-GSM\GPRS\EGPRS-2TS (0); Frequency: 1880 MHz;Duty Cycle: 1:4.10015
Medium parameters used: f = 1880 MHz; σ = 1.467 S/m; ε_r = 51.653; ρ = 1000 kg/m^3
Phantom section: Flat Section

DASY Configuration:

- ¿ Probe: ES3DV3 - SN3168; ConvF(4.74, 4.74, 4.74); Calibrated: 2015-9-28;
- ¿ Sensor-Surface: 3mm (Mechanical Surface Detection), z = 2.0, 32.0
- ¿ Electronics: DAE4 Sn851; Calibrated: 2015-7-20
- ¿ Phantom: SAM2; Type: SAM; Serial: TP:1474
- ¿ DASY52 52.8.8(1222);

Configuration/Body/Area Scan (7x13x1): Measurement grid: dx=15mm, dy=15mm

Maximum value of SAR (measured) = 0.174 W/kg

Configuration/Body/Zoom Scan (5x5x7)/Cube 0: Measurement grid: dx=8mm, dy=8mm, dz=5mm

Reference Value = 5.608 V/m; Power Drift = -0.19 dB
Peak SAR (extrapolated) = 0.242 W/kg
SAR(1 g) = 0.152 W/kg; SAR(10 g) = 0.090 W/kg
Maximum value of SAR (measured) = 0.183 W/kg

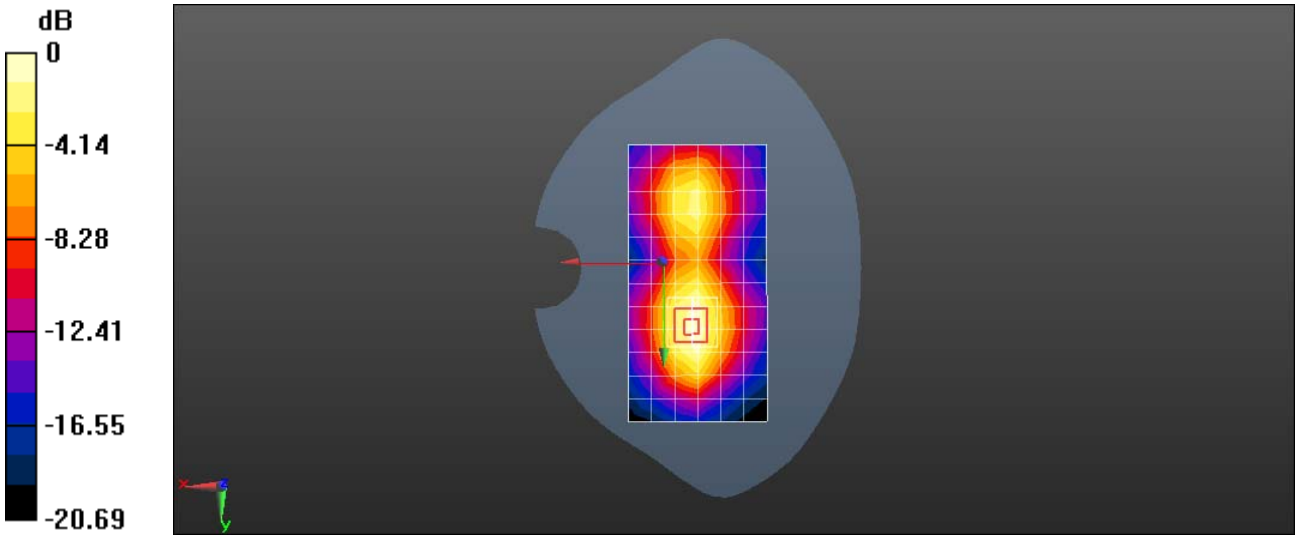

0 dB = 0.174 W/kg = -7.59 dBW/kg

Date: 2016-3-22

Test Laboratory: HUAWEI SAR/HAC Lab

HUAWEI VNS-L31 UMTS Band II 9262CH Right touch with Battery 2-Second Antenna

DUT: HUAWEI VNS-L31, VNS-L31; Type: Smart Phone; Serial: SAR1

Communication System: UID 0, HW-UMTS-FDD(WCDMA) (0); Frequency: 1852.4 MHz;Duty Cycle: 1:1
Medium parameters used (interpolated): f = 1852.4 MHz; σ = 1.34 S/m; ε_r = 41.352; ρ = 1000 kg/m^3
Phantom section: Right Section

DASY Configuration:

- ¿ Probe: ES3DV3 - SN3168; ConvF(5.13, 5.13, 5.13); Calibrated: 2015-9-28;
- ¿ Sensor-Surface: 3mm (Mechanical Surface Detection), z = 2.0, 32.0
- ¿ Electronics: DAE4 Sn851; Calibrated: 2015-7-20
- ¿ Phantom: SAM1; Type: SAM; Serial: TP-1475
- ¿ DASY52 52.8.8(1222);

Configuration/Head/Area Scan (8x12x1): Measurement grid: dx=15mm, dy=15mm

Info: Interpolated medium parameters used for SAR evaluation.
Maximum value of SAR (measured) = 0.436 W/kg

Configuration/Head/Zoom Scan (6x6x7)/Cube 0: Measurement grid: dx=8mm, dy=8mm, dz=5mm

Reference Value = 10.11 V/m; Power Drift = 0.02 dB
Peak SAR (extrapolated) = 0.926 W/kg
SAR(1 g) = 0.453 W/kg; SAR(10 g) = 0.246 W/kg

Info: Interpolated medium parameters used for SAR evaluation.
Maximum value of SAR (measured) = 0.574 W/kg



0 dB = 0.436 W/kg = -3.61 dBW/kg

Date: 2016-3-26

Test Laboratory: HUAWEI SAR/HAC Lab

HUAWEI VNS-L31 UMTS Band II 9400CH Back side 15mm with SIM2-Second Antenna

DUT: HUAWEI VNS-L31, VNS-L31; Type: Smart Phone; Serial: SAR1

Communication System: UID 0, HW-UMTS-FDD(WCDMA) (0); Frequency: 1880 MHz;Duty Cycle: 1:1
Medium parameters used: f = 1880 MHz; σ = 1.471 S/m; ε_r = 52.37; ρ = 1000 kg/m^3
Phantom section: Flat Section

DASY Configuration:

- ¿ Probe: ES3DV3 - SN3168; ConvF(4.74, 4.74, 4.74); Calibrated: 2015-9-28;
- ¿ Sensor-Surface: 3mm (Mechanical Surface Detection), z = 2.0, 32.0
- ¿ Electronics: DAE4 Sn851; Calibrated: 2015-7-20
- ¿ Phantom: SAM2; Type: SAM; Serial: TP:1474
- ¿ DASY52 52.8.8(1222);

Configuration/Body/Area Scan (8x13x1): Measurement grid: dx=15mm, dy=15mm

Maximum value of SAR (measured) = 0.0563 W/kg

Configuration/Body/Zoom Scan (5x5x7)/Cube 0: Measurement grid: dx=8mm, dy=8mm, dz=5mm

Reference Value = 3.765 V/m; Power Drift = 0.03 dB
Peak SAR (extrapolated) = 0.0740 W/kg
SAR(1 g) = 0.049 W/kg; SAR(10 g) = 0.032 W/kg
Maximum value of SAR (measured) = 0.0557 W/kg

Configuration/Body/Zoom Scan (5x5x7)/Cube 1: Measurement grid: dx=8mm, dy=8mm, dz=5mm

Reference Value = 3.765 V/m; Power Drift = 0.03 dB
Peak SAR (extrapolated) = 0.0710 W/kg
SAR(1 g) = 0.041 W/kg; SAR(10 g) = 0.024 W/kg

Maximum value of SAR (measured) = 0.0503 W/kg

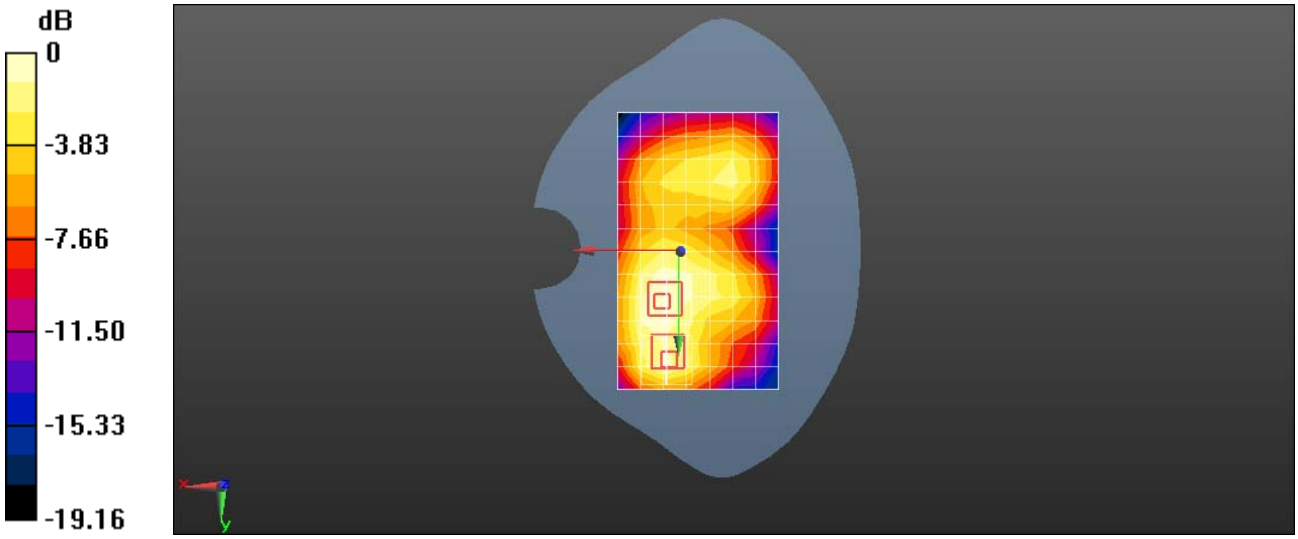

0 dB = 0.0563 W/kg = -12.49 dBW/kg

Date: 2016-3-26

Test Laboratory: HUAWEI SAR/HAC Lab

HUAWEI VNS-L31 UMTS Band II 9400CH Left side 10mm-Second Antenna

DUT: HUAWEI VNS-L31, VNS-L31; Type: Smart Phone; Serial: SAR1

Communication System: UID 0, HW-UMTS-FDD(WCDMA) (0); Frequency: 1880 MHz;Duty Cycle: 1:1
Medium parameters used: f = 1880 MHz; σ = 1.471 S/m; ε_r = 52.37; ρ = 1000 kg/m^3
Phantom section: Flat Section

DASY Configuration:

- ¿ Probe: ES3DV3 - SN3168; ConvF(4.74, 4.74, 4.74); Calibrated: 2015-9-28;
- ¿ Sensor-Surface: 3mm (Mechanical Surface Detection), z = 2.0, 32.0
- ¿ Electronics: DAE4 Sn851; Calibrated: 2015-7-20
- ¿ Phantom: SAM2; Type: SAM; Serial: TP:1474
- ¿ DASY52 52.8.8(1222);

Configuration/Body/Area Scan (6x13x1): Measurement grid: dx=15mm, dy=15mm

Maximum value of SAR (measured) = 0.164 W/kg

Configuration/Body/Zoom Scan (5x5x7)/Cube 0: Measurement grid: dx=8mm, dy=8mm, dz=5mm

Reference Value = 5.210 V/m; Power Drift = -0.09 dB
Peak SAR (extrapolated) = 0.224 W/kg
SAR(1 g) = 0.139 W/kg; SAR(10 g) = 0.081 W/kg
Maximum value of SAR (measured) = 0.167 W/kg

Configuration/Body/Zoom Scan (5x5x7)/Cube 1: Measurement grid: dx=8mm, dy=8mm, dz=5mm

Reference Value = 5.210 V/m; Power Drift = -0.09 dB
Peak SAR (extrapolated) = 0.156 W/kg
SAR(1 g) = 0.097 W/kg; SAR(10 g) = 0.056 W/kg
Maximum value of SAR (measured) = 0.117 W/kg

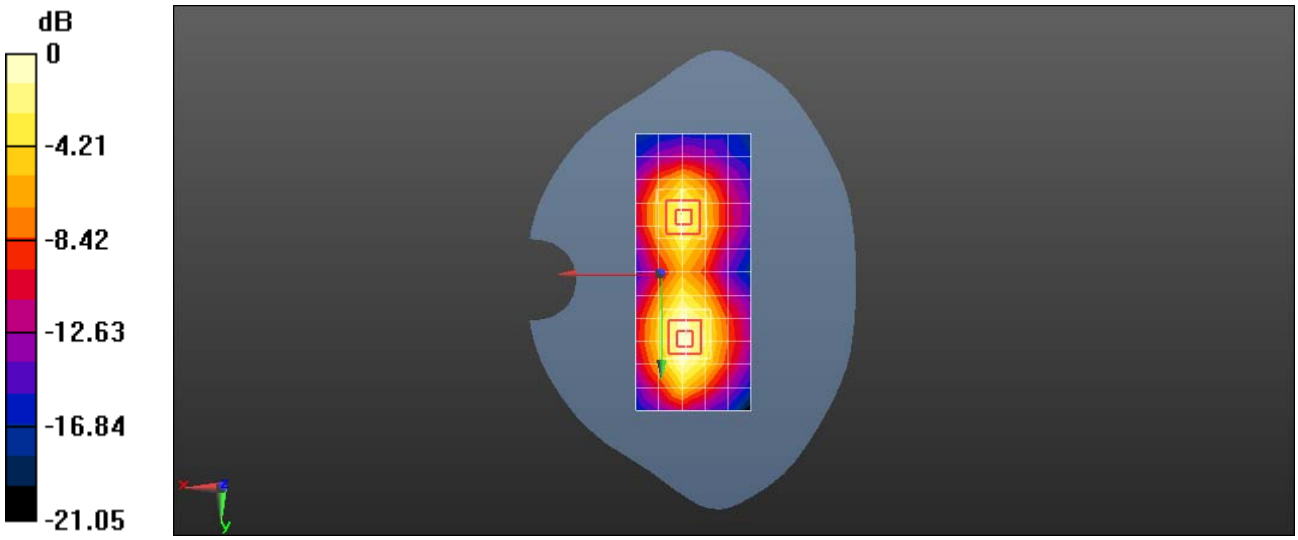

0 dB = 0.164 W/kg = -7.85 dBW/kg

Date: 2016-3-23

Test Laboratory: HUAWEI SAR/HAC Lab

HUAWEI VNS-L31 LTE Band VII 20M QPSK 50RB 0 offset 20850CH Right touch with Battery 2-Sceond Antenna

DUT: HUAWEI VNS-L31, VNS-L31; Type: Smart Phone; Serial: SAR1

Communication System: UID 0, LTE-FDD (SC-FDMA, 20MHz, QPSK/16-QAM) (0); Frequency: 2510 MHz;Duty Cycle: 1:1
Medium parameters used: f = 2510 MHz; σ = 1.918 S/m; ε_r = 40.365; ρ = 1000 kg/m^3
Phantom section: Right Section

DASY Configuration:

- ¿ Probe: ES3DV3 - SN3168; ConvF(4.48, 4.48, 4.48); Calibrated: 2015-9-28;
- ¿ Sensor-Surface: 3mm (Mechanical Surface Detection), z = 2.0, 32.0
- ¿ Electronics: DAE4 Sn851; Calibrated: 2015-7-20
- ¿ Phantom: SAM1; Type: SAM; Serial: TP-1475
- ¿ DASY52 52.8.8(1222);

Configuration/Head/Area Scan (9x16x1): Measurement grid: dx=12mm, dy=12mm

Maximum value of SAR (measured) = 0.499 W/kg

Configuration/Head/Zoom Scan (7x7x7)/Cube 0: Measurement grid: dx=5mm, dy=5mm, dz=5mm

Reference Value = 5.356 V/m; Power Drift = 0.17 dB
Peak SAR (extrapolated) = 0.990 W/kg
SAR(1 g) = 0.381 W/kg; SAR(10 g) = 0.192 W/kg
Maximum value of SAR (measured) = 0.511 W/kg

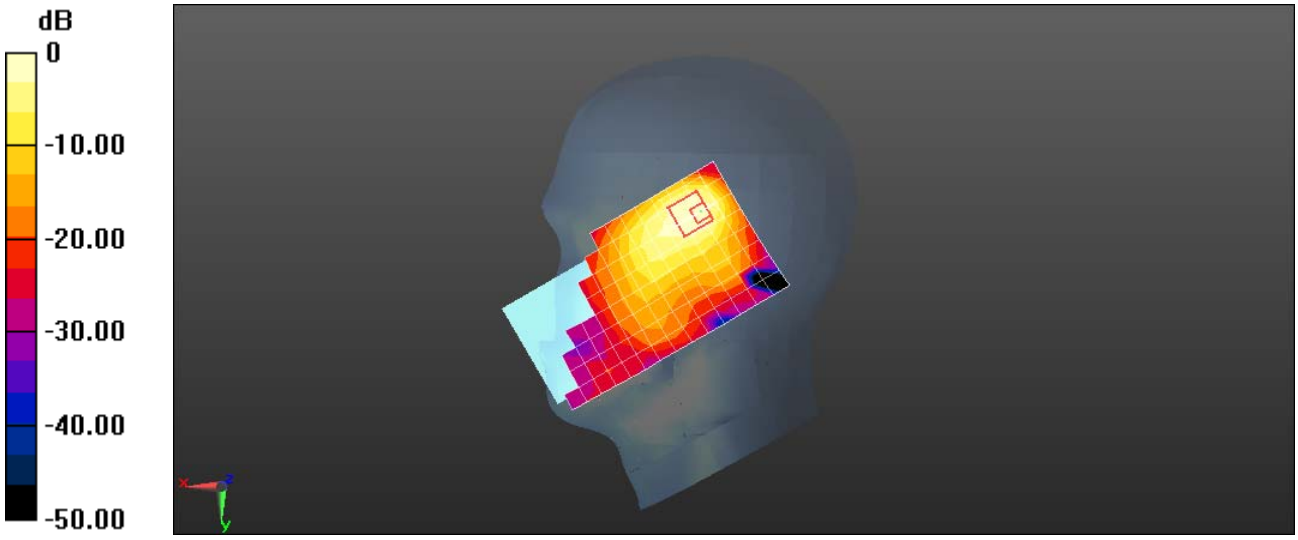

0 dB = 0.499 W/kg = -3.02 dBW/kg

Date: 2016-3-30

Test Laboratory: HUAWEI SAR/HAC Lab

HUAWEI VNS-L31 LTE Band VII 20M QPSK 50RB 0 offset 20850CH Front side 15mm -Second Antenna

DUT: HUAWEI VNS-L31, VNS-L31; Type: Smart Phone; Serial: SAR1

Communication System: UID 0, LTE-FDD (SC-FDMA, 20MHz, QPSK/16-QAM) (0); Frequency: 2510 MHz;Duty Cycle: 1:1
Medium parameters used: f = 2510 MHz; σ = 2.058 S/m; ε_r = 50.974; ρ = 1000 kg/m^3
Phantom section: Flat Section

DASY Configuration:

- ¿ Probe: ES3DV3 - SN3168; ConvF(4.23, 4.23, 4.23); Calibrated: 2015-9-28;
- ¿ Sensor-Surface: 3mm (Mechanical Surface Detection), z = 2.0, 32.0
- ¿ Electronics: DAE4 Sn851; Calibrated: 2015-7-20
- ¿ Phantom: SAM2; Type: SAM; Serial: TP:1474
- ¿ DASY52 52.8.8(1222);

Configuration/Body/Area Scan (9x15x1): Measurement grid: dx=12mm, dy=12mm

Maximum value of SAR (measured) = 0.0424 W/kg

Configuration/Body/Zoom Scan (7x7x7)/Cube 0: Measurement grid: dx=5mm, dy=5mm, dz=5mm

Reference Value = 2.949 V/m; Power Drift = 0.12 dB
Peak SAR (extrapolated) = 0.0690 W/kg
SAR(1 g) = 0.037 W/kg; SAR(10 g) = 0.021 W/kg
Maximum value of SAR (measured) = 0.0450 W/kg

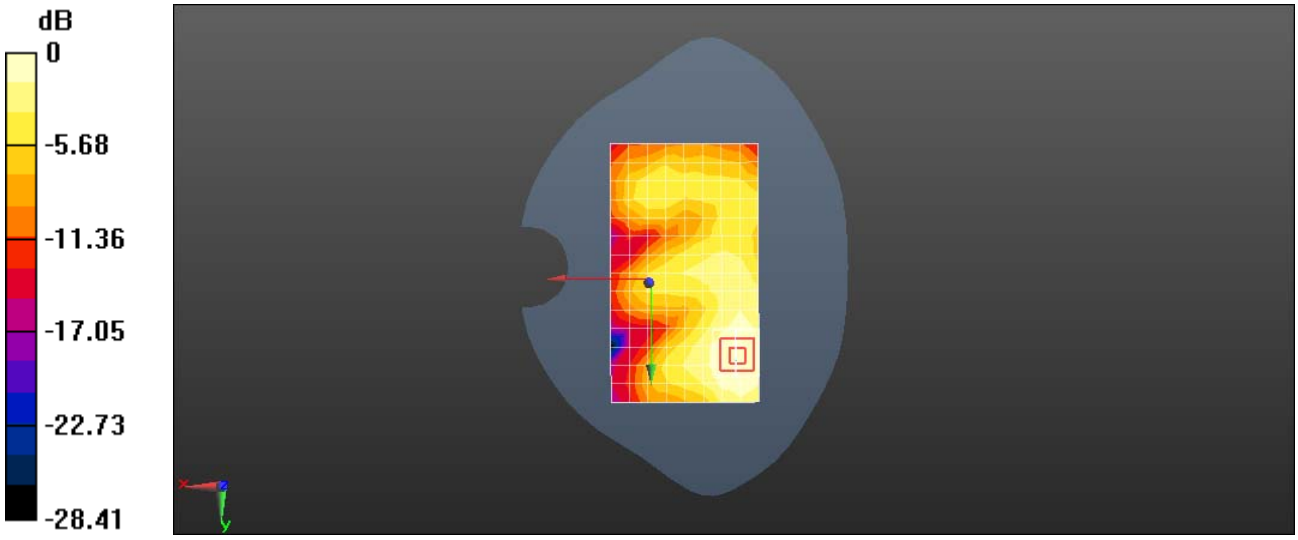

0 dB = 0.0424 W/kg = -13.73 dBW/kg

Test Laboratory: HUAWEI SAR/HAC Lab

HUAWEI VNS-L31 LTE Band VII 20M QPSK 1RB 50 offset 21100CH Left side 10mm with Battery 2-Second Antenna

DUT: HUAWEI VNS-L31, VNS-L31; Type: Smart Phone; Serial: SAR1

Communication System: UID 0, LTE-FDD (SC-FDMA, 20MHz, QPSK/16-QAM) (0); Frequency: 2535 MHz;Duty Cycle: 1:1
Medium parameters used: f = 2535 MHz; σ = 2.092 S/m; ε_r = 50.933; ρ = 1000 kg/m^3
Phantom section: Flat Section

DASY Configuration:

- ¿ Probe: ES3DV3 - SN3168; ConvF(4.23, 4.23, 4.23); Calibrated: 2015-9-28;
- ¿ Sensor-Surface: 3mm (Mechanical Surface Detection), z = 2.0, 32.0
- ¿ Electronics: DAE4 Sn851; Calibrated: 2015-7-20
- ¿ Phantom: SAM2; Type: SAM; Serial: TP:1474
- ¿ DASY52 52.8.8(1222);

Configuration/Body/Area Scan (7x15x1): Measurement grid: dx=12mm, dy=12mm

Maximum value of SAR (measured) = 0.621 W/kg

Configuration/Body/Zoom Scan (7x7x7)/Cube 0: Measurement grid: dx=5mm, dy=5mm, dz=5mm

Reference Value = 16.55 V/m; Power Drift = 0.07 dB
Peak SAR (extrapolated) = 1.06 W/kg
SAR(1 g) = 0.520 W/kg; SAR(10 g) = 0.255 W/kg
Maximum value of SAR (measured) = 0.672 W/kg

Configuration/Body/Zoom Scan (7x7x7)/Cube 1: Measurement grid: dx=5mm, dy=5mm, dz=5mm

Reference Value = 16.55 V/m; Power Drift = 0.07 dB
Peak SAR (extrapolated) = 0.859 W/kg
SAR(1 g) = 0.437 W/kg; SAR(10 g) = 0.223 W/kg
Maximum value of SAR (measured) = 0.554 W/kg

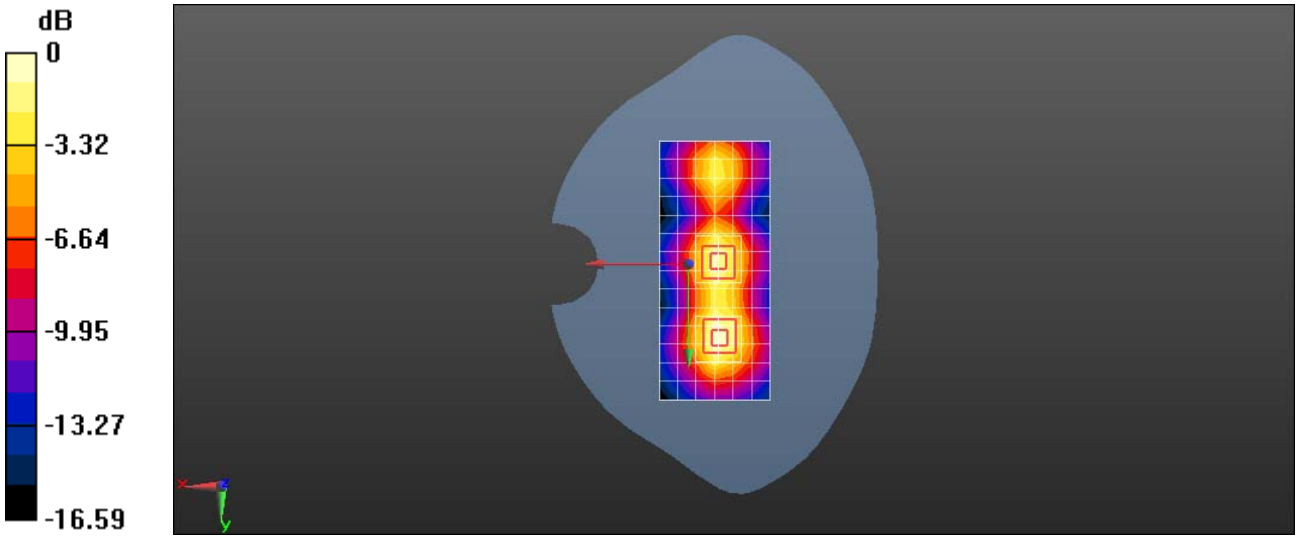

0 dB = 0.621 W/kg = -2.07 dBW/kg

Date: 2016-3-20

Test Laboratory: HUAWEI SAR/HAC Lab

HUAWEI VNS-L31 GSM850 251CH Right touch-Main Antenna

DUT: HUAWEI VNS-L31, VNS-L31; Type: Smart Phone; Serial: SAR1

Communication System: UID 0, HW-GSM\GPRS\EGPRS-1TS (0); Frequency: 848.8 MHz;Duty Cycle: 1:8.30042
Medium parameters used: f = 849 MHz; σ = 0.928 S/m; ε_r = 41.501; ρ = 1000 kg/m^3
Phantom section: Right Section

DASY Configuration:

- Probe: ES3DV3 - SN3168; ConvF(6.32, 6.32, 6.32); Calibrated: 2015-9-28;
- Sensor-Surface: 3mm (Mechanical Surface Detection), z = 2.0, 32.0
- Electronics: DAE4 Sn851; Calibrated: 2015-7-20
- Phantom: SAM2; Type: SAM; Serial: TP:1474
- DASY52 52.8.8(1222);

Configuration/Head/Area Scan (8x12x1): Measurement grid: dx=15mm, dy=15mm

Maximum value of SAR (measured) = 0.340 W/kg

Configuration/Head/Zoom Scan (5x6x7)/Cube 0: Measurement grid: dx=8mm, dy=8mm, dz=5mm

Reference Value = 8.269 V/m; Power Drift = 0.11 dB
Peak SAR (extrapolated) = 0.406 W/kg
SAR(1 g) = 0.323 W/kg; SAR(10 g) = 0.245 W/kg
Maximum value of SAR (measured) = 0.349 W/kg



0 dB = 0.340 W/kg = -4.69 dBW/kg

Date: 2016-3-27

Test Laboratory: HUAWEI SAR/HAC Lab

HUAWEI VNS-L31 GSM850 190CH Back side 15mm with SIM2-Main Antenna

DUT: HUAWEI VNS-L31, VNS-L31; Type: Smart Phone; Serial: SAR1

Communication System: UID 0, HW-GSM\GPRS\EGPRS-1TS (0); Frequency: 836.6 MHz;Duty Cycle: 1:8.30042
Medium parameters used: f = 837 MHz; σ = 0.995 S/m; ε_r = 54.022; ρ = 1000 kg/m^3
Phantom section: Flat Section

DASY Configuration:

- ¿ Probe: ES3DV3 - SN3168; ConvF(6.24, 6.24, 6.24); Calibrated: 2015-9-28;
- ¿ Sensor-Surface: 3mm (Mechanical Surface Detection), z = 2.0, 32.0
- ¿ Electronics: DAE4 Sn851; Calibrated: 2015-7-20
- ¿ Phantom: SAM2; Type: SAM; Serial: TP:1474
- ¿ DASY52 52.8.8(1222);

Configuration/Body/Area Scan (8x13x1): Measurement grid: dx=15mm, dy=15mm

Maximum value of SAR (measured) = 0.370 W/kg

Configuration/Body/Zoom Scan (5x5x7)/Cube 0: Measurement grid: dx=8mm, dy=8mm, dz=5mm

Reference Value = 18.77 V/m; Power Drift = 0.06 dB
Peak SAR (extrapolated) = 0.421 W/kg
SAR(1 g) = 0.338 W/kg; SAR(10 g) = 0.259 W/kg
Maximum value of SAR (measured) = 0.369 W/kg

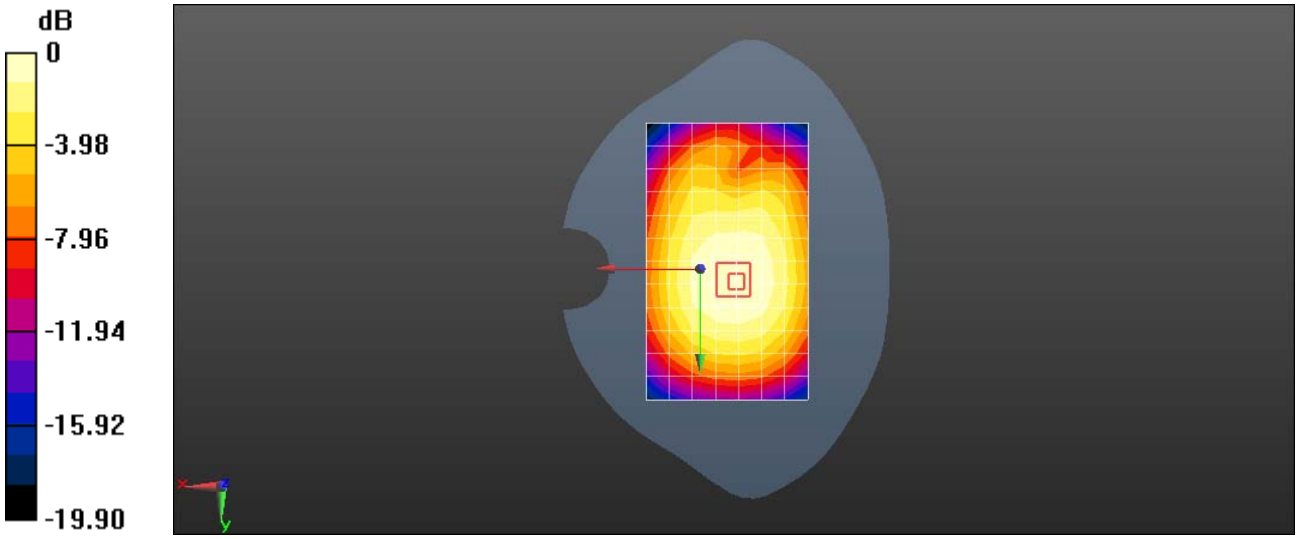

0 dB = 0.370 W/kg = -4.32 dBW/kg

Date: 2016-3-18

Test Laboratory: HUAWEI SAR/HAC Lab

HUAWEI VNS-L31 GSM850 GPRS 2TS 190CH Right side 10mm with SIM2-Main Antenna

DUT: HUAWEI VNS-L31, VNS-L31; Type: Smart Phone; Serial: SAR1

Communication System: UID 0, HW-GSM\GPRS\EGPRS-2TS (0); Frequency: 836.6 MHz;Duty Cycle: 1:4.10015
Medium parameters used: f = 837 MHz; σ = 0.988 S/m; ε_r = 53.17; ρ = 1000 kg/m^3
Phantom section: Flat Section

DASY Configuration:

- ¿ Probe: ES3DV3 - SN3168; ConvF(6.24, 6.24, 6.24); Calibrated: 2015-9-28;
- ¿ Sensor-Surface: 3mm (Mechanical Surface Detection), z = 2.0, 32.0
- ¿ Electronics: DAE4 Sn851; Calibrated: 2015-7-20
- ¿ Phantom: SAM2; Type: SAM; Serial: TP:1474
- ¿ DASY52 52.8.8(1222);

Configuration/Body/Area Scan (7x13x1): Measurement grid: dx=15mm, dy=15mm

Maximum value of SAR (measured) = 0.425 W/kg

Configuration/Body/Zoom Scan (5x5x7)/Cube 0: Measurement grid: dx=8mm, dy=8mm, dz=5mm

Reference Value = 20.19 V/m; Power Drift = -0.12 dB
Peak SAR (extrapolated) = 0.529 W/kg
SAR(1 g) = 0.369 W/kg; SAR(10 g) = 0.251 W/kg
Maximum value of SAR (measured) = 0.427 W/kg

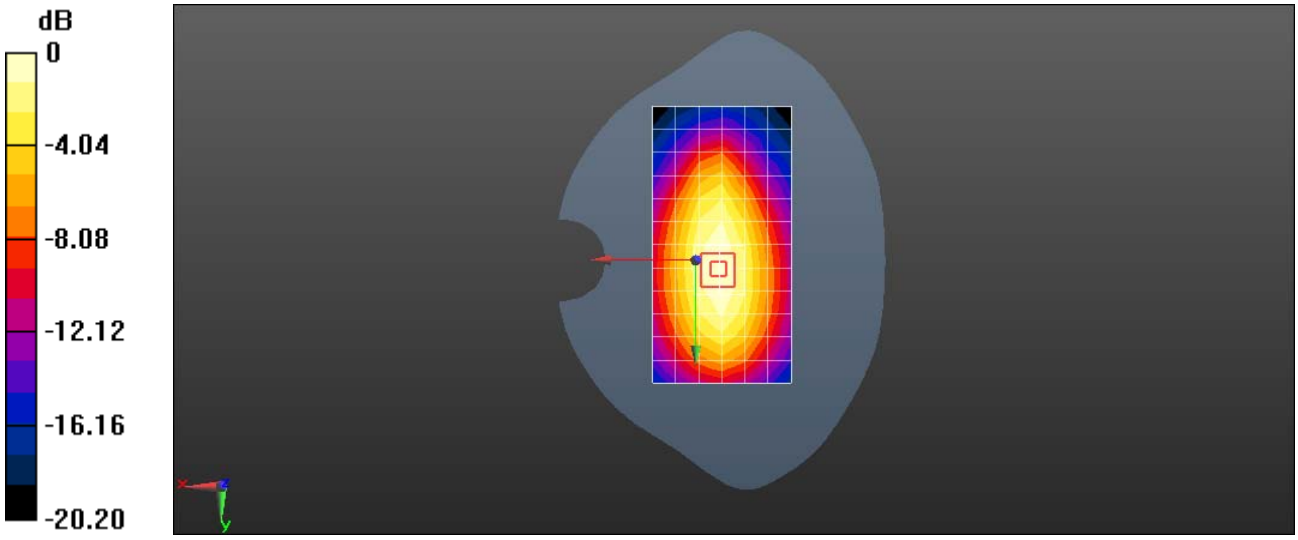

0 dB = 0.425 W/kg = -3.72 dBW/kg

Date: 2016-3-21

Test Laboratory: HUAWEI SAR/HAC Lab

HUAWEI VNS-L31 GSM1900 661CH Right touch with SIM2 and Battery 2-Main Antenna

DUT: HUAWEI VNS-L31, VNS-L31; Type: Smart Phone; Serial: SAR1

Communication System: UID 0, HW-GSM\GPRS\EGPRS-1TS (0); Frequency: 1880 MHz;Duty Cycle: 1:8.30042
Medium parameters used: f = 1880 MHz; σ = 1.364 S/m; ε_r = 41.239; ρ = 1000 kg/m^3
Phantom section: Right Section

DASY Configuration:

- ¿ Probe: ES3DV3 - SN3168; ConvF(5.13, 5.13, 5.13); Calibrated: 2015-9-28;
- ¿ Sensor-Surface: 3mm (Mechanical Surface Detection), z = 2.0, 32.0
- ¿ Electronics: DAE4 Sn851; Calibrated: 2015-7-20
- ¿ Phantom: SAM1; Type: SAM; Serial: TP-1475
- ¿ DASY52 52.8.8(1222);

Configuration/Head/Area Scan (8x13x1): Measurement grid: dx=15mm, dy=15mm

Maximum value of SAR (measured) = 0.139 W/kg

Configuration/Head/Zoom Scan (5x5x7)/Cube 0: Measurement grid: dx=8mm, dy=8mm, dz=5mm

Reference Value = 6.366 V/m; Power Drift = 0.02 dB
Peak SAR (extrapolated) = 0.208 W/kg
SAR(1 g) = 0.135 W/kg; SAR(10 g) = 0.085 W/kg
Maximum value of SAR (measured) = 0.160 W/kg

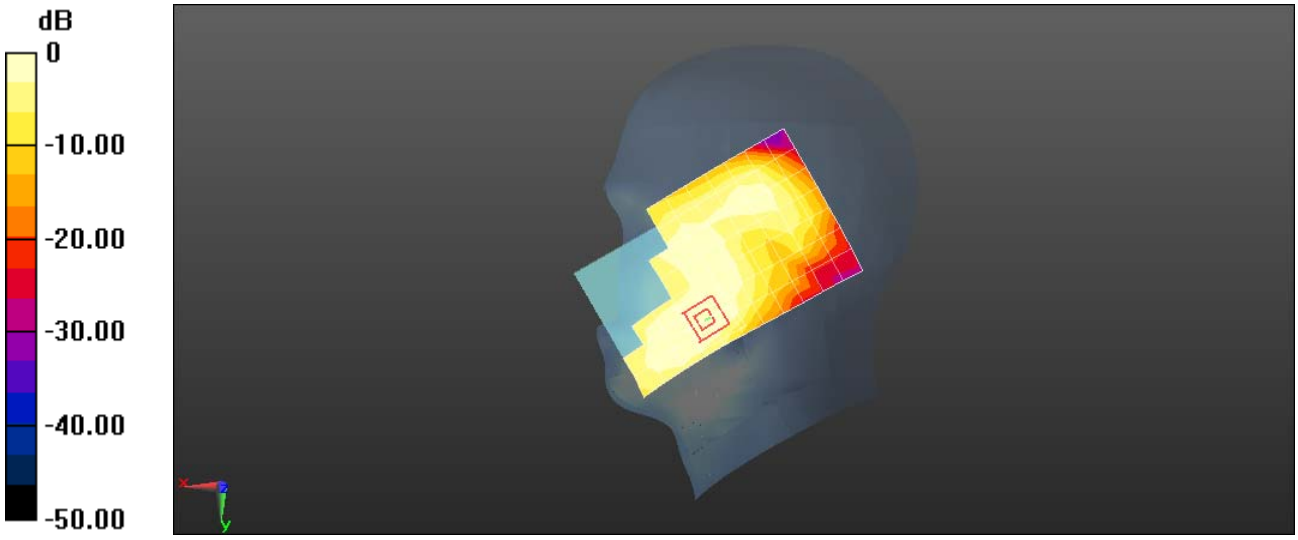

0 dB = 0.139 W/kg = -8.57 dBW/kg

Date: 2016-3-23

Test Laboratory: HUAWEI SAR/HAC Lab

HUAWEI VNS-L31 GSM1900 661CH Back side 15mm-Main Antenna

DUT: HUAWEI VNS-L31, VNS-L31; Type: Smart Phone; Serial: SAR1

Communication System: UID 0, HW-GSM\GPRS\EGPRS-1TS (0); Frequency: 1880 MHz;Duty Cycle: 1:8.30042
Medium parameters used: f = 1880 MHz; σ = 1.467 S/m; ε_r = 51.653; ρ = 1000 kg/m^3
Phantom section: Flat Section

DASY Configuration:

- ¿ Probe: ES3DV3 - SN3168; ConvF(4.74, 4.74, 4.74); Calibrated: 2015-9-28;
- ¿ Sensor-Surface: 3mm (Mechanical Surface Detection), z = 2.0, 32.0
- ¿ Electronics: DAE4 Sn851; Calibrated: 2015-7-20
- ¿ Phantom: SAM2; Type: SAM; Serial: TP:1474
- ¿ DASY52 52.8.8(1222);

Configuration/Body/Area Scan (8x13x1): Measurement grid: dx=15mm, dy=15mm

Maximum value of SAR (measured) = 0.553 W/kg

Configuration/Body/Zoom Scan (5x5x7)/Cube 0: Measurement grid: dx=8mm, dy=8mm, dz=5mm

Reference Value = 5.822 V/m; Power Drift = 0.04 dB
Peak SAR (extrapolated) = 0.768 W/kg
SAR(1 g) = 0.484 W/kg; SAR(10 g) = 0.286 W/kg
Maximum value of SAR (measured) = 0.584 W/kg

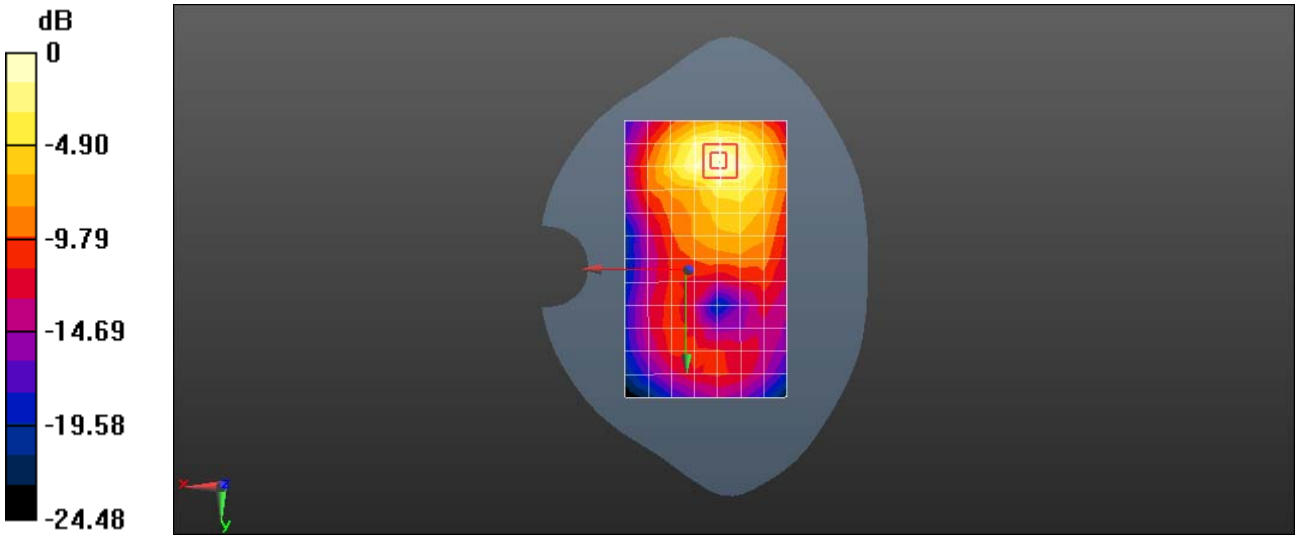

0 dB = 0.553 W/kg = -2.57 dBW/kg

Date: 2016-3-24

Test Laboratory: HUAWEI SAR/HAC Lab

HUAWEI VNS-L31 GSM1900 GPRS 2TS 810CH Bottom side 10mm-Main Antenna-Repeated

DUT: HUAWEI VNS-L31, VNS-L31; Type: Smart Phone; Serial: SAR1

Communication System: UID 0, HW-GSM\GPRS\EGPRS-2TS (0); Frequency: 1909.8 MHz;Duty Cycle: 1:4.10015
Medium parameters used: f = 1910 MHz; σ = 1.497 S/m; ε_r = 51.589; ρ = 1000 kg/m^3
Phantom section: Flat Section

DASY Configuration:

- ¿ Probe: ES3DV3 - SN3168; ConvF(4.74, 4.74, 4.74); Calibrated: 2015-9-28;
- ¿ Sensor-Surface: 3mm (Mechanical Surface Detection), z = 2.0, 32.0
- ¿ Electronics: DAE4 Sn851; Calibrated: 2015-7-20
- ¿ Phantom: SAM2; Type: SAM; Serial: TP:1474
- ¿ DASY52 52.8.8(1222);

Configuration/Body/Area Scan (7x13x1): Measurement grid: dx=15mm, dy=15mm

Maximum value of SAR (measured) = 1.03 W/kg

Configuration/Body/Zoom Scan (5x5x7)/Cube 0: Measurement grid: dx=8mm, dy=8mm, dz=5mm

Reference Value = 25.82 V/m; Power Drift = -0.05 dB
Peak SAR (extrapolated) = 1.51 W/kg
SAR(1 g) = 0.851 W/kg; SAR(10 g) = 0.433 W/kg
Maximum value of SAR (measured) = 1.07 W/kg

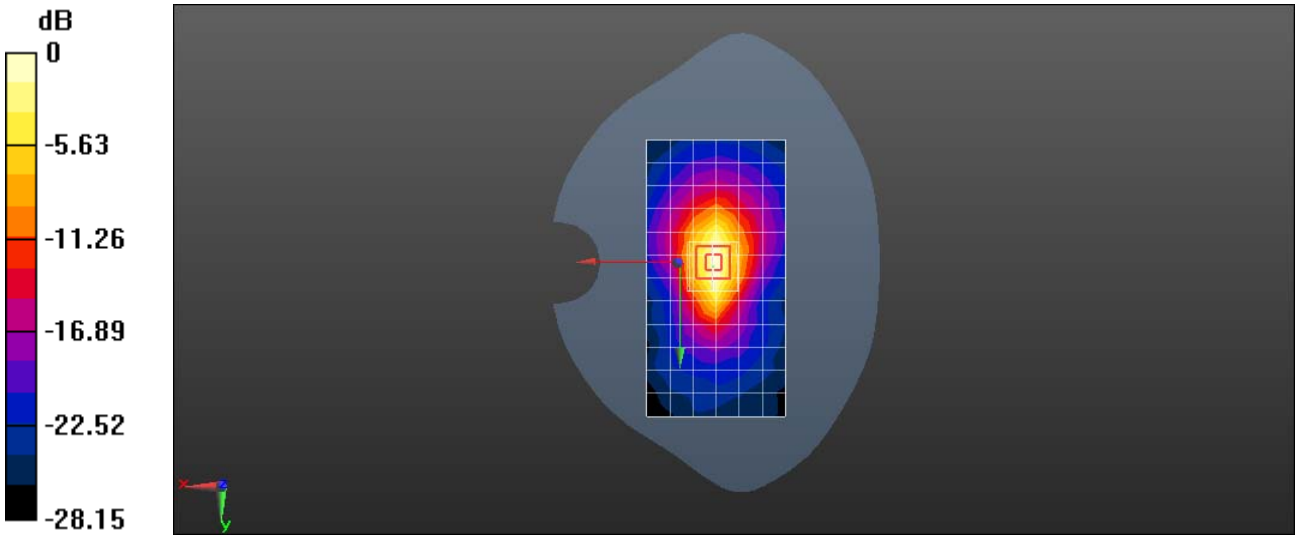

0 dB = 1.03 W/kg = 0.13 dBW/kg

Date: 2016-3-21

Test Laboratory: HUAWEI SAR/HAC Lab

HUAWEI VNS-L31 UMTS Band II 9262CH Right touch-Main Antenna

DUT: HUAWEI VNS-L31, VNS-L31; Type: Smart Phone; Serial: SAR1

Communication System: UID 0, HW-UMTS-FDD(WCDMA) (0); Frequency: 1852.4 MHz;Duty Cycle: 1:1
Medium parameters used (interpolated): f = 1852.4 MHz; σ = 1.34 S/m; ε_r = 41.352; ρ = 1000 kg/m^3
Phantom section: Right Section

DASY Configuration:

- Probe: ES3DV3 - SN3168; ConvF(5.13, 5.13, 5.13); Calibrated: 2015-9-28;
- Sensor-Surface: 3mm (Mechanical Surface Detection), z = 2.0, 32.0
- Electronics: DAE4 Sn851; Calibrated: 2015-7-20
- Phantom: SAM1; Type: SAM; Serial: TP-1475
- DASY52 52.8.8(1222);

Configuration/Head/Area Scan (8x12x1): Measurement grid: dx=15mm, dy=15mm

Info: Interpolated medium parameters used for SAR evaluation.
Maximum value of SAR (measured) = 0.216 W/kg

Configuration/Head/Zoom Scan (5x5x7)/Cube 0: Measurement grid: dx=8mm, dy=8mm, dz=5mm

Reference Value = 5.546 V/m; Power Drift = 0.14 dB
Peak SAR (extrapolated) = 0.318 W/kg
SAR(1 g) = 0.206 W/kg; SAR(10 g) = 0.129 W/kg

Info: Interpolated medium parameters used for SAR evaluation.
Maximum value of SAR (measured) = 0.242 W/kg



0 dB = 0.216 W/kg = -6.66 dBW/kg

Date: 2016-3-26

Test Laboratory: HUAWEI SAR/HAC Lab

HUAWEI VNS-L31 UMTS Band II 9400CH Back side 15mm-Main Antenna

DUT: HUAWEI VNS-L31, VNS-L31; Type: Smart Phone; Serial: SAR1

Communication System: UID 0, HW-UMTS-FDD(WCDMA) (0); Frequency: 1880 MHz;Duty Cycle: 1:1
Medium parameters used: f = 1880 MHz; σ = 1.471 S/m; ε_r = 52.37; ρ = 1000 kg/m^3
Phantom section: Flat Section

DASY Configuration:

- ¿ Probe: ES3DV3 - SN3168; ConvF(4.74, 4.74, 4.74); Calibrated: 2015-9-28;
- ¿ Sensor-Surface: 3mm (Mechanical Surface Detection), z = 2.0, 32.0
- ¿ Electronics: DAE4 Sn851; Calibrated: 2015-7-20
- ¿ Phantom: SAM2; Type: SAM; Serial: TP:1474
- ¿ DASY52 52.8.8(1222);

Configuration/Body/Area Scan (8x13x1): Measurement grid: dx=15mm, dy=15mm

Maximum value of SAR (measured) = 0.842 W/kg

Configuration/Body/Zoom Scan (5x5x7)/Cube 0: Measurement grid: dx=8mm, dy=8mm, dz=5mm

Reference Value = 7.267 V/m; Power Drift = 0.04 dB
Peak SAR (extrapolated) = 1.32 W/kg
SAR(1 g) = 0.847 W/kg; SAR(10 g) = 0.505 W/kg
Maximum value of SAR (measured) = 1.02 W/kg

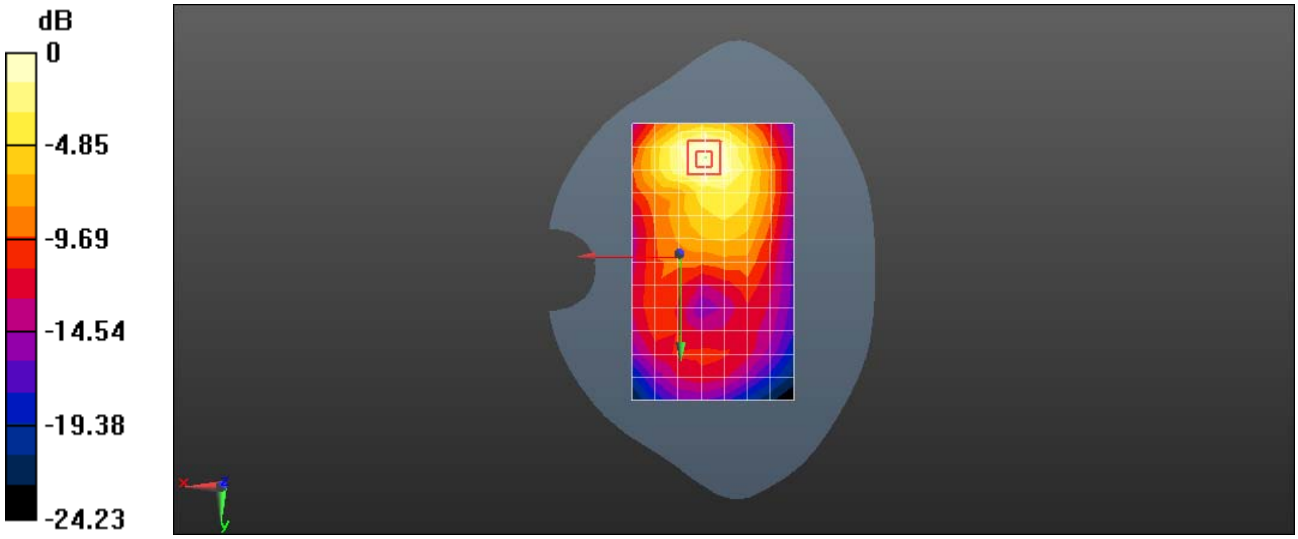

0 dB = 0.842 W/kg = -0.75 dBW/kg

Date: 2016-3-26

Test Laboratory: HUAWEI SAR/HAC Lab

HUAWEI VNS-L31 UMTS Band II 9400CH Bottom side 10mm with SIM2-Main Antenna

DUT: HUAWEI VNS-L31, VNS-L31; Type: Smart Phone; Serial: SAR1

Communication System: UID 0, HW-UMTS-FDD(WCDMA) (0); Frequency: 1880 MHz;Duty Cycle: 1:1
Medium parameters used: f = 1880 MHz; σ = 1.471 S/m; ε_r = 52.37; ρ = 1000 kg/m^3
Phantom section: Flat Section

DASY Configuration:

- ¿ Probe: ES3DV3 - SN3168; ConvF(4.74, 4.74, 4.74); Calibrated: 2015-9-28;
- ¿ Sensor-Surface: 3mm (Mechanical Surface Detection), z = 2.0, 32.0
- ¿ Electronics: DAE4 Sn851; Calibrated: 2015-7-20
- ¿ Phantom: SAM2; Type: SAM; Serial: TP:1474
- ¿ DASY52 52.8.8(1222);

Configuration/Body/Area Scan (6x10x1): Measurement grid: dx=15mm, dy=15mm

Maximum value of SAR (measured) = 0.560 W/kg

Configuration/Body/Zoom Scan (5x5x7)/Cube 0: Measurement grid: dx=8mm, dy=8mm, dz=5mm

Reference Value = 20.91 V/m; Power Drift = 0.04 dB
Peak SAR (extrapolated) = 0.982 W/kg
SAR(1 g) = 0.578 W/kg; SAR(10 g) = 0.307 W/kg
Maximum value of SAR (measured) = 0.717 W/kg

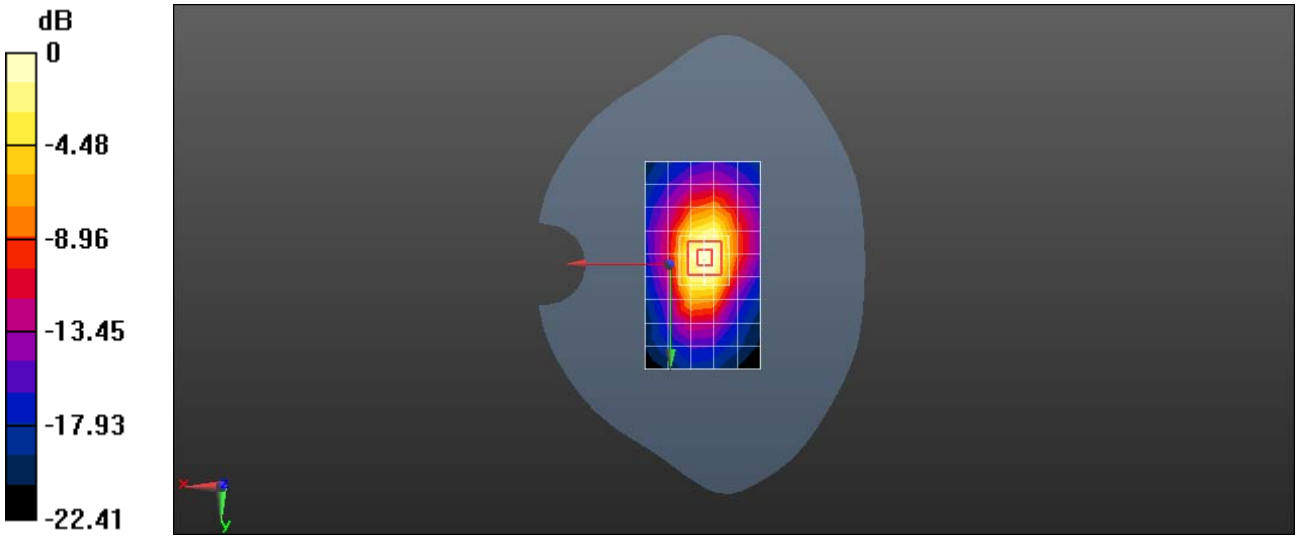

0 dB = 0.560 W/kg = -2.52 dBW/kg

Date: 2016-3-22

Test Laboratory: HUAWEI SAR/HAC Lab

HUAWEI VNS-L31 LTE Band VII 20M QPSK 1RB 0 offset 21350CH Right tilt with Battery 2-Main Antenna

DUT: HUAWEI VNS-L31, VNS-L31; Type: Smart Phone; Serial: SAR1

Communication System: UID 0, LTE-FDD (SC-FDMA, 20MHz, QPSK/16-QAM) (0); Frequency: 2560 MHz;Duty Cycle: 1:1
Medium parameters used: f = 2560 MHz; σ = 1.985 S/m; ε_r = 40.184; ρ = 1000 kg/m^3
Phantom section: Right Section

DASY Configuration:

- Probe: ES3DV3 - SN3168; ConvF(4.48, 4.48, 4.48); Calibrated: 2015-9-28;
- Sensor-Surface: 3mm (Mechanical Surface Detection), z = 2.0, 32.0
- Electronics: DAE4 Sn851; Calibrated: 2015-7-20
- Phantom: SAM1; Type: SAM; Serial: TP-1475
- DASY52 52.8.8(1222);

Configuration/Head/Area Scan (9x16x1): Measurement grid: dx=12mm, dy=12mm

Maximum value of SAR (measured) = 0.469 W/kg

Configuration/Head/Zoom Scan (7x7x7)/Cube 0: Measurement grid: dx=5mm, dy=5mm, dz=5mm

Reference Value = 5.862 V/m; Power Drift = -0.12 dB
Peak SAR (extrapolated) = 0.859 W/kg
SAR(1 g) = 0.340 W/kg; SAR(10 g) = 0.153 W/kg

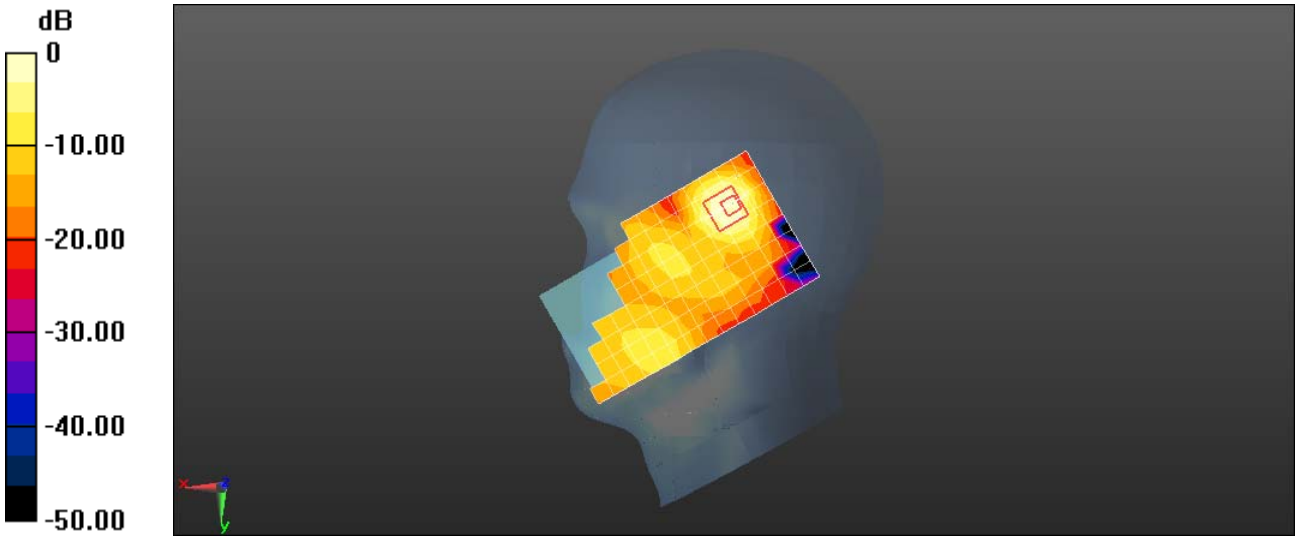

0 dB = 0.469 W/kg = -3.29 dBW/kg

Date: 2016-3-29

Test Laboratory: HUAWEI SAR/HAC Lab

HUAWEI VNS-L31 LTE Band VII 20M QPSK 1RB 50 offset 20850CH Back side 15mm with SIM2-Main Antenna

DUT: HUAWEI VNS-L31, VNS-L31; Type: Smart Phone; Serial: SAR1

Communication System: UID 0, LTE-FDD (SC-FDMA, 20MHz, QPSK/16-QAM) (0); Frequency: 2510 MHz;Duty Cycle: 1:1
Medium parameters used: f = 2510 MHz; σ = 2.058 S/m; ε_r = 50.974; ρ = 1000 kg/m^3
Phantom section: Flat Section

DASY Configuration:

- ¿ Probe: ES3DV3 - SN3168; ConvF(4.23, 4.23, 4.23); Calibrated: 2015-9-28;
- ¿ Sensor-Surface: 3mm (Mechanical Surface Detection), z = 2.0, 32.0
- ¿ Electronics: DAE4 Sn851; Calibrated: 2015-7-20
- ¿ Phantom: SAM2; Type: SAM; Serial: TP:1474
- ¿ DASY52 52.8.8(1222);

Configuration/Body/Area Scan (9x15x1): Measurement grid: dx=12mm, dy=12mm

Maximum value of SAR (measured) = 0.500 W/kg

Configuration/Body/Zoom Scan (7x7x7)/Cube 0: Measurement grid: dx=5mm, dy=5mm, dz=5mm

Reference Value = 3.932 V/m; Power Drift = 0.11 dB
Peak SAR (extrapolated) = 0.759 W/kg
SAR(1 g) = 0.409 W/kg; SAR(10 g) = 0.231 W/kg
Maximum value of SAR (measured) = 0.501 W/kg

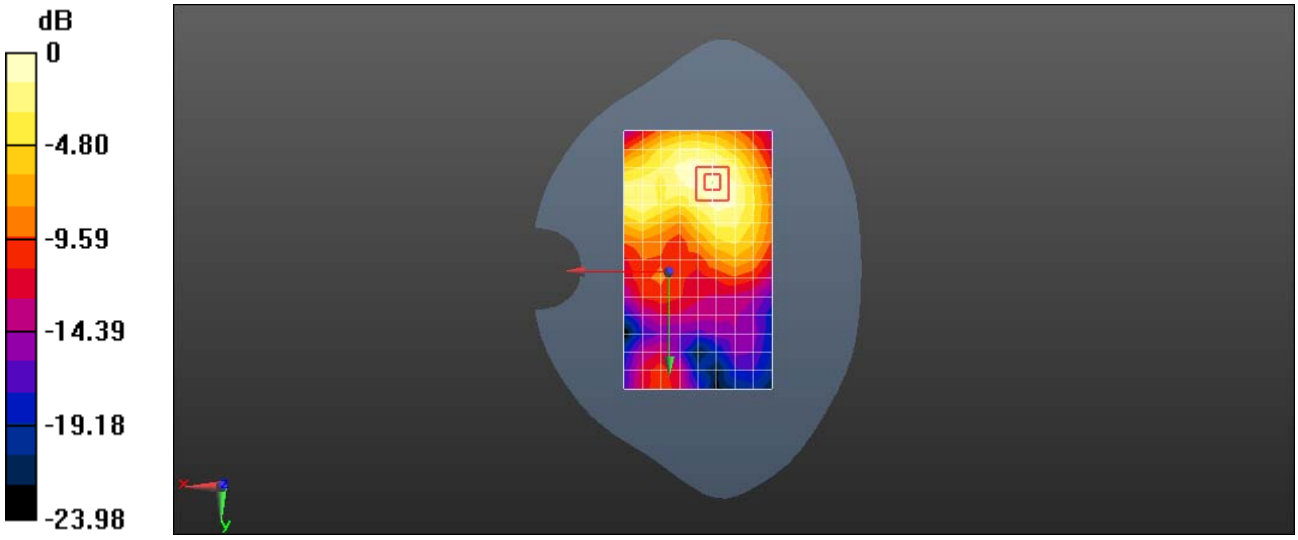

0 dB = 0.500 W/kg = -3.01 dBW/kg

Date: 2016-3-29

Test Laboratory: HUAWEI SAR/HAC Lab

HUAWEI VNS-L31 LTE Band VII 20M QPSK 1RB 50 offset 20850CH Bottom side 10mm with SIM2-Main Antenna

DUT: HUAWEI VNS-L31, VNS-L31; Type: Smart Phone; Serial: SAR1

Communication System: UID 0, LTE-FDD (SC-FDMA, 20MHz, QPSK/16-QAM) (0); Frequency: 2510 MHz;Duty Cycle: 1:1
Medium parameters used: f = 2510 MHz; σ = 2.058 S/m; ε_r = 50.974; ρ = 1000 kg/m^3
Phantom section: Flat Section

DASY Configuration:

- ¿ Probe: ES3DV3 - SN3168; ConvF(4.23, 4.23, 4.23); Calibrated: 2015-9-28;
- ¿ Sensor-Surface: 3mm (Mechanical Surface Detection), z = 2.0, 32.0
- ¿ Electronics: DAE4 Sn851; Calibrated: 2015-7-20
- ¿ Phantom: SAM2; Type: SAM; Serial: TP:1474
- ¿ DASY52 52.8.8(1222);

Configuration/Body/Area Scan (6x11x1): Measurement grid: dx=12mm, dy=12mm

Maximum value of SAR (measured) = 0.504 W/kg

Configuration/Body/Zoom Scan (7x7x7)/Cube 0: Measurement grid: dx=5mm, dy=5mm, dz=5mm

Reference Value = 16.37 V/m; Power Drift = 0.11 dB
Peak SAR (extrapolated) = 0.972 W/kg
SAR(1 g) = 0.486 W/kg; SAR(10 g) = 0.237 W/kg
Maximum value of SAR (measured) = 0.627 W/kg

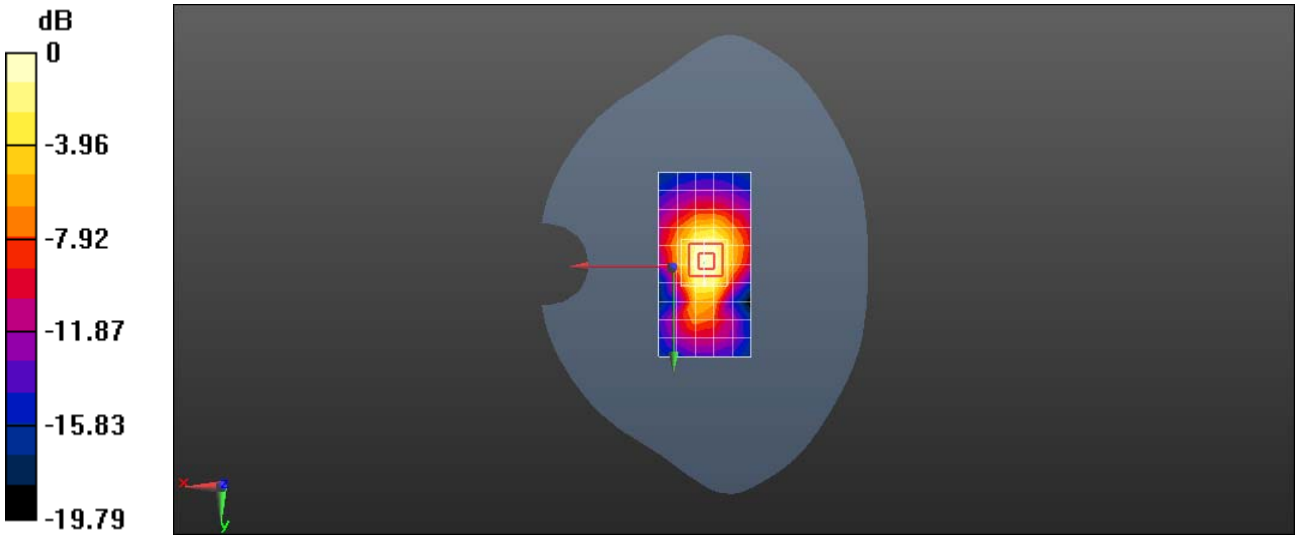

0 dB = 0.504 W/kg = -2.98 dBW/kg

Date: 2016-3-30

Test Laboratory: HUAWEI SAR/HAC Lab

HUAWEI VNS-L31 wifi 2.4G 802.11b 11CH Left touch with battery 2

DUT: HUAWEI VNS-L31, VNS-L31; Type: Smart Phone; Serial: SAR1

Communication System: UID 0, WiFi(802.11a/b/g/n/ac) (0); Frequency: 2462 MHz;Duty Cycle: 1:1
Medium parameters used: f = 2462 MHz; σ = 1.866 S/m; ε_r = 40.428; ρ = 1000 kg/m^3
Phantom section: Left Section

DASY Configuration:

- ¿ Probe: ES3DV3 - SN3168; ConvF(4.55, 4.55, 4.55); Calibrated: 2015-9-28;
- ¿ Sensor-Surface: 3mm (Mechanical Surface Detection), z = 2.0, 32.0
- ¿ Electronics: DAE4 Sn851; Calibrated: 2015-7-20
- ¿ Phantom: SAM2; Type: SAM; Serial: TP:1474
- ¿ DASY52 52.8.8(1222);

Configuration/Head/Area Scan (10x15x1): Measurement grid: dx=12mm, dy=12mm

Maximum value of SAR (measured) = 1.20 W/kg

Configuration/Head/Zoom Scan (7x8x7)/Cube 0: Measurement grid: dx=5mm, dy=5mm, dz=5mm

Reference Value = 7.526 V/m; Power Drift = 0.03 dB
Peak SAR (extrapolated) = 2.21 W/kg
SAR(1 g) = 0.896 W/kg; SAR(10 g) = 0.439 W/kg
Maximum value of SAR (measured) = 1.21 W/kg

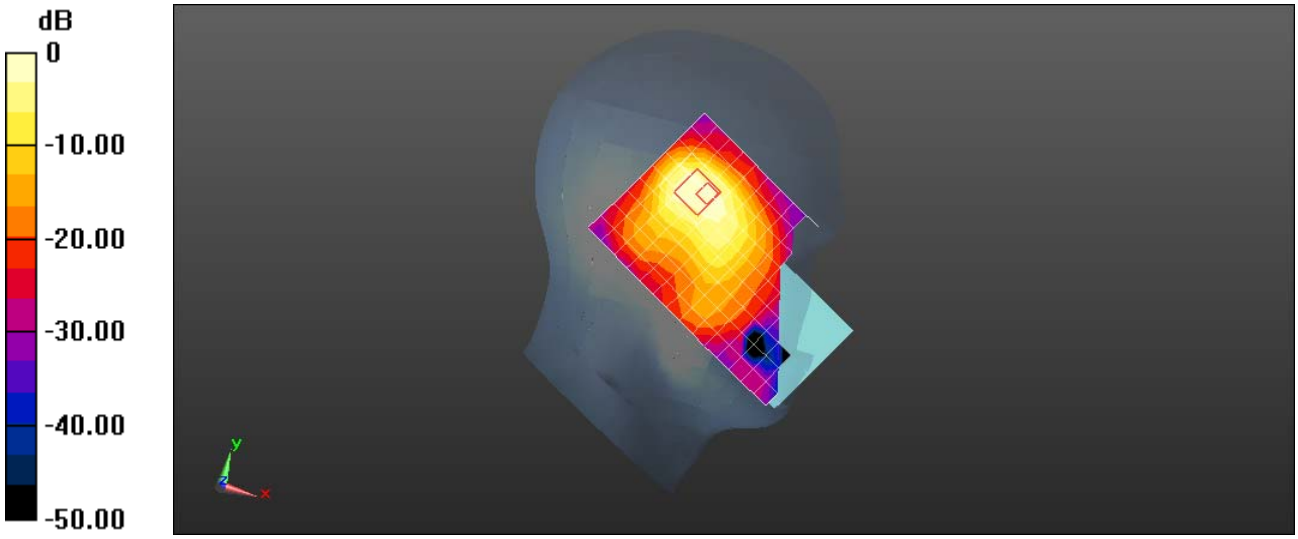

0 dB = 1.20 W/kg = 0.79 dBW/kg

Date: 2016-3-30

Test Laboratory: HUAWEI SAR/HAC Lab

HUAWEI VNS-L31 Wifi 2.4G 11b 6CH Front side 15mm with Battery 2

DUT: HUAWEI VNS-L31, VNS-L31; Type: Smart Phone; Serial: SAR1

Communication System: UID 0, WiFi(802.11a/b/g/n/ac) (0); Frequency: 2437 MHz;Duty Cycle: 1:1
Medium parameters used: f = 2437 MHz; σ = 1.953 S/m; ε_r = 51.557; ρ = 1000 kg/m^3
Phantom section: Flat Section

DASY Configuration:

- ¿ Probe: ES3DV3 - SN3168; ConvF(4.35, 4.35, 4.35); Calibrated: 2015-9-28;
- ¿ Sensor-Surface: 3mm (Mechanical Surface Detection), z = 2.0, 32.0
- ¿ Electronics: DAE4 Sn851; Calibrated: 2015-7-20
- ¿ Phantom: SAM2; Type: SAM; Serial: TP:1474
- ¿ DASY52 52.8.8(1222);

Configuration/Body/Area Scan (9x15x1): Measurement grid: dx=12mm, dy=12mm

Maximum value of SAR (measured) = 0.0995 W/kg

Configuration/Body/Zoom Scan (7x7x7)/Cube 0: Measurement grid: dx=5mm, dy=5mm, dz=5mm

Reference Value = 5.461 V/m; Power Drift = 0.18 dB
Peak SAR (extrapolated) = 0.165 W/kg
SAR(1 g) = 0.088 W/kg; SAR(10 g) = 0.049 W/kg
Maximum value of SAR (measured) = 0.108 W/kg

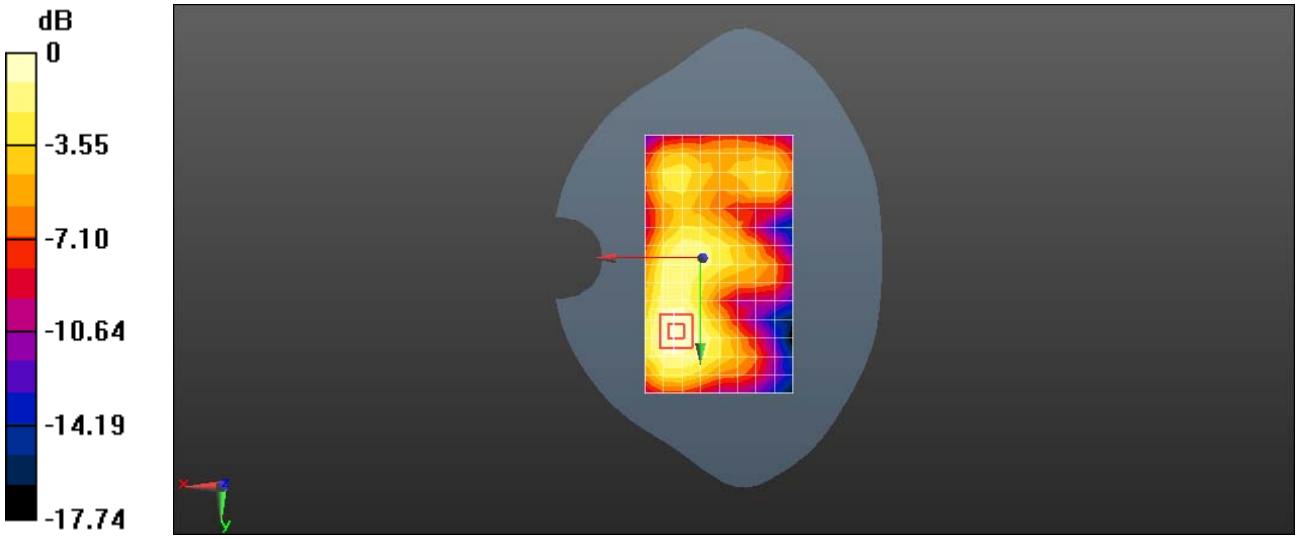

0 dB = 0.0995 W/kg = -10.02 dBW/kg

Date: 2016-3-30

Test Laboratory: HUAWEI SAR/HAC Lab

HUAWEI VNS-L31 Wifi 2.4G 11b 6CH Right side 10mm with Battery 2

DUT: HUAWEI VNS-L31, VNS-L31; Type: Smart Phone; Serial: SAR1

Communication System: UID 0, WiFi(802.11a/b/g/n/ac) (0); Frequency: 2437 MHz;Duty Cycle: 1:1
Medium parameters used: f = 2437 MHz; σ = 1.953 S/m; ε_r = 51.557; ρ = 1000 kg/m^3
Phantom section: Flat Section

DASY Configuration:

- ¿ Probe: ES3DV3 - SN3168; ConvF(4.35, 4.35, 4.35); Calibrated: 2015-9-28;
- ¿ Sensor-Surface: 3mm (Mechanical Surface Detection), z = 2.0, 32.0
- ¿ Electronics: DAE4 Sn851; Calibrated: 2015-7-20
- ¿ Phantom: SAM2; Type: SAM; Serial: TP:1474
- ¿ DASY52 52.8.8(1222);

Configuration/Body/Area Scan (5x15x1): Measurement grid: dx=12mm, dy=12mm

Maximum value of SAR (measured) = 0.315 W/kg

Configuration/Body/Zoom Scan (7x7x7)/Cube 0: Measurement grid: dx=5mm, dy=5mm, dz=5mm

Reference Value = 12.15 V/m; Power Drift = -0.04 dB
Peak SAR (extrapolated) = 0.539 W/kg
SAR(1 g) = 0.262 W/kg; SAR(10 g) = 0.126 W/kg
Maximum value of SAR (measured) = 0.342 W/kg

Configuration/Body/Zoom Scan (7x7x7)/Cube 1: Measurement grid: dx=5mm, dy=5mm, dz=5mm

Reference Value = 12.15 V/m; Power Drift = -0.04 dB
Peak SAR (extrapolated) = 0.370 W/kg
SAR(1 g) = 0.191 W/kg; SAR(10 g) = 0.107 W/kg
Maximum value of SAR (measured) = 0.244 W/kg

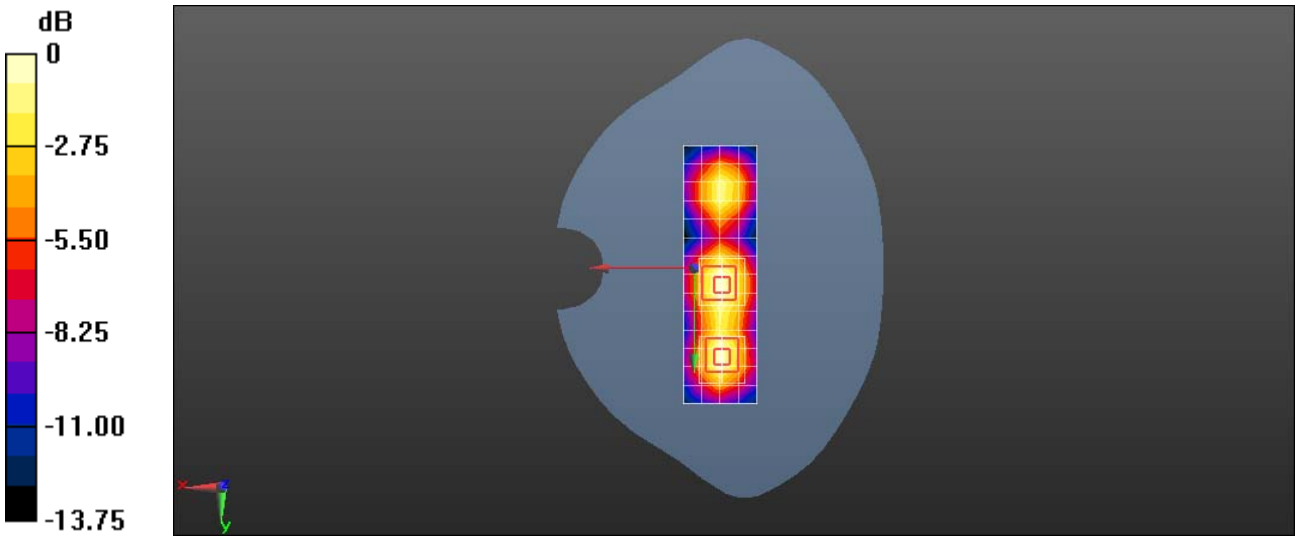

0 dB = 0.315 W/kg = -5.02 dBW/kg