Appendix B. SAR Measurement Plots

Table of contents
GSM850 Head Second Antenna
GSM850 Body Second Antenna
GSM1900 Head Second Antenna
GSM1900 Body Second Antenna
UMTS Band II Head Second Antenna
UMTS Band II Body Second Antenna
UMTS Band IV Head Second Antenna
UMTS Band IV Body Second Antenna
UMTS Band V Head Second Antenna
UMTS Band V Body Second Antenna
LTE Band II Head Second Antenna
LTE Band II Body Second Antenna
LTE Band IV Head Second Antenna
LTE Band IV Body Second Antenna
LTE Band V Head Second Antenna
LTE Band V Body Second Antenna
LTE Band VII Head Second Antenna
LTE Band VII Body Second Antenna
LTE Band XII Head Second Antenna
LTE Band XII Body Second Antenna
LTE Band XVII Head Second Antenna
LTE Band XVII Body Second Antenna
GSM850 Head Main Antenna
GSM850 Body Main Antenna
GSM1900 Head Main Antenna
GSM1900 Body Main Antenna
UMTS Band II Head Main Antenna
UMTS Band II Body Main Antenna
UMTS Band IV Head Main Antenna
UMTS Band IV Body Main Antenna
UMTS Band V Head Main Antenna
UMTS Band V Body Main Antenna
LTE Band II Head Main Antenna

LTE Band II Body Main Antenna
LTE Band IV Head Main Antenna
LTE Band IV Body Main Antenna
LTE Band V Head Main Antenna
LTE Band V Body Main Antenna
LTE Band VII Head Main Antenna
LTE Band VII Body Main Antenna
LTE Band XII Head Main Antenna
LTE Band XII Body Main Antenna
LTE Band XVII Head Main Antenna
LTE Band XVII Body Main Antenna
WiFi 2.4G Head
WiFi 2.4G Body

Date: 2016-4-20

Test Laboratory: HUAWEI SAR/HAC Lab

HUAWEI VNS-L53 GSM850 190CH Right touch-Second Antenna

DUT: HUAWEI VNS-L53, VNS-L53; Type: Smart Phone; Serial: SAR2

Communication System: UID 0, HW-GSM\GPRS\EGPRS-1TS (0); Frequency: 836.6 MHz;Duty Cycle: 1:8.30042
Medium parameters used: f = 837 MHz; σ = 0.885 S/m; ε_r = 41.706; ρ = 1000 kg/m^3
Phantom section: Right Section

DASY Configuration:

- Probe: EX3DV4 - SN3744; ConvF(8.77, 8.77, 8.77); Calibrated: 2015-7-24;
- Sensor-Surface: 1.4mm (Mechanical Surface Detection), z = 1.0, 31.0
- Electronics: DAE4 Sn1236; Calibrated: 2015-11-23
- Phantom: SAM4; Type: SAM; Serial: TP-1620
- DASY52 52.8.8(1222); SEMCAD X 14.6.10(7331)

Configuration/Head/Area Scan (8x13x1): Measurement grid: dx=15mm, dy=15mm
Maximum value of SAR (measured) = 0.615 W/kg

Configuration/Head/Zoom Scan (5x5x7)/Cube 0: Measurement grid: dx=8mm, dy=8mm, dz=5mm
Reference Value = 16.23 V/m; Power Drift = -0.03 dB
Peak SAR (extrapolated) = 1.18 W/kg
SAR(1 g) = 0.497 W/kg; SAR(10 g) = 0.250 W/kg
Maximum value of SAR (measured) = 0.776 W/kg



0 dB = 0.776 W/kg = -1.10 dBW/kg

Date: 2016-4-20

Test Laboratory: HUAWEI SAR/HAC Lab

HUAWEI VNS-L53 GSM850 190CH Back Side 15mm with Battery 2-Second Antenna

DUT: HUAWEI VNS-L53, VNS-L53; Type: Smart Phone; Serial: SAR2

Communication System: UID 0, HW-GSM\GPRS\EGPRS-1TS (0); Frequency: 836.6 MHz;Duty Cycle: 1:8.30042
Medium parameters used: f = 837 MHz; σ = 1.006 S/m; ε_r = 55.871; ρ = 1000 kg/m^3
Phantom section: Flat Section

DASY Configuration:

- Probe: EX3DV4 - SN3744; ConvF(8.82, 8.82, 8.82); Calibrated: 2015-7-24;
- Sensor-Surface: 1.4mm (Mechanical Surface Detection), z = 1.0, 31.0
- Electronics: DAE4 Sn1236; Calibrated: 2015-11-23
- Phantom: SAM3; Type: SAM; Serial: TP-1597
- DASY52 52.8.8(1222); SEMCAD X 14.6.10(7331)

Configuration/Body/Area Scan (8x15x1): Measurement grid: dx=15mm, dy=15mm
Maximum value of SAR (measured) = 0.132 W/kg

Configuration/Body/Zoom Scan (5x5x7)/Cube 0: Measurement grid: dx=8mm, dy=8mm, dz=5mm
Reference Value = 7.022 V/m; Power Drift = -0.07 dB
Peak SAR (extrapolated) = 0.193 W/kg
SAR(1 g) = 0.114 W/kg; SAR(10 g) = 0.067 W/kg
Maximum value of SAR (measured) = 0.163 W/kg

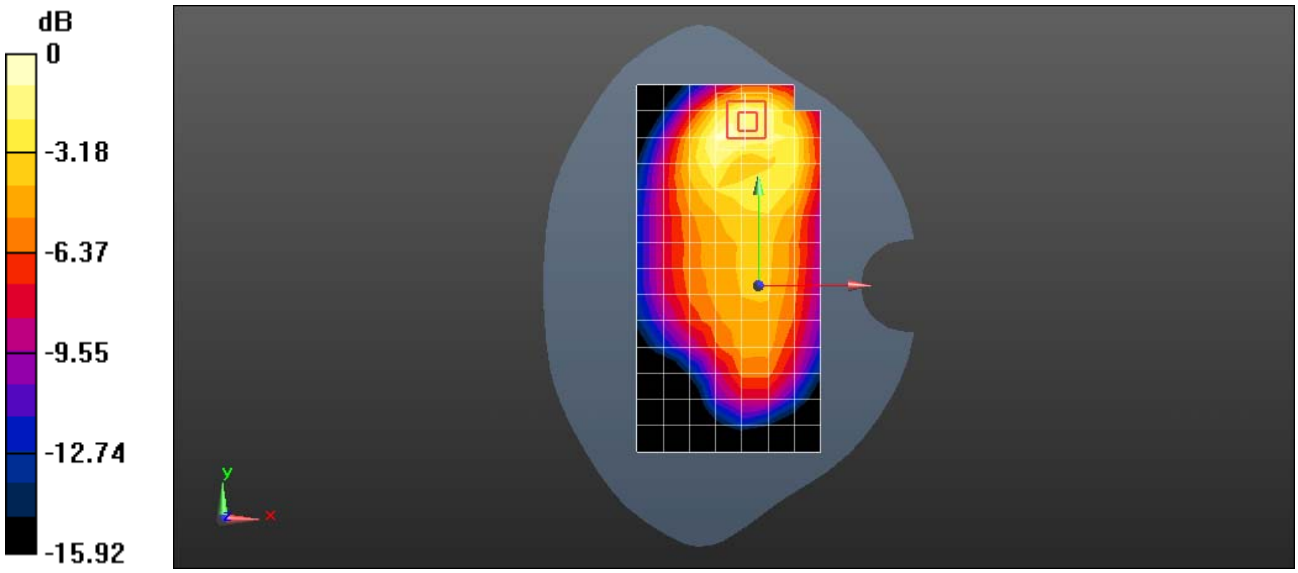

0 dB = 0.163 W/kg = -7.88 dBW/kg

Date: 2016-4-20

Test Laboratory: HUAWEI SAR/HAC Lab

HUAWEI VNS-L53 GSM850 GPRS 2TS 190CH Front Side 10mm-Second Antenna

DUT: HUAWEI VNS-L53, VNS-L53; Type: Smart Phone; Serial: SAR2

Communication System: UID 0, HW-GSM\GPRS\EGPRS-2TS (0); Frequency: 836.6 MHz;Duty Cycle: 1:4.10015
Medium parameters used: f = 837 MHz; σ = 1.006 S/m; ε_r = 55.871; ρ = 1000 kg/m^3
Phantom section: Flat Section

DASY Configuration:

- Probe: EX3DV4 - SN3744; ConvF(8.82, 8.82, 8.82); Calibrated: 2015-7-24;
- Sensor-Surface: 1.4mm (Mechanical Surface Detection), z = 1.0, 31.0
- Electronics: DAE4 Sn1236; Calibrated: 2015-11-23
- Phantom: SAM3; Type: SAM; Serial: TP-1597
- DASY52 52.8.8(1222); SEMCAD X 14.6.10(7331)

Configuration/Body/Area Scan (8x14x1): Measurement grid: dx=15mm, dy=15mm
Maximum value of SAR (measured) = 0.805 W/kg

Configuration/Body/Zoom Scan (5x5x7)/Cube 0: Measurement grid: dx=8mm, dy=8mm, dz=5mm
Reference Value = 13.64 V/m; Power Drift = 0.08 dB
Peak SAR (extrapolated) = 1.07 W/kg
SAR(1 g) = 0.579 W/kg; SAR(10 g) = 0.315 W/kg
Maximum value of SAR (measured) = 0.852 W/kg

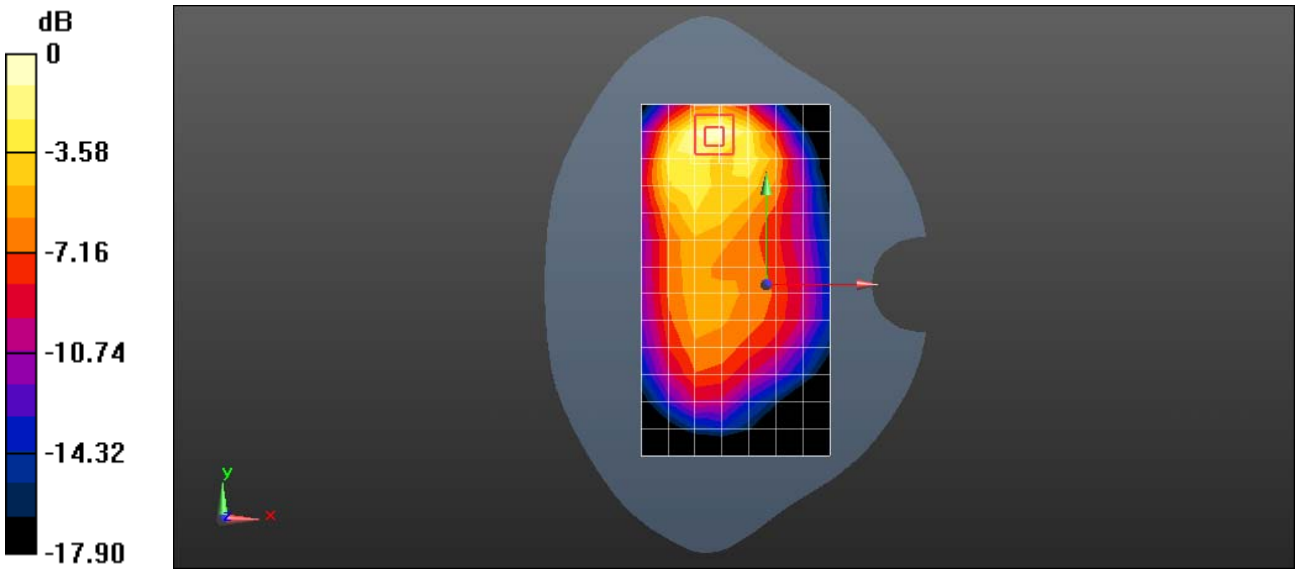

0 dB = 0.852 W/kg = -0.70 dBW/kg

Date: 2016-4-16

Test Laboratory: HUAWEI SAR/HAC Lab

HUAWEI VNS-L53 GSM1900 512CH Right touch-Sceond Antenna

DUT: HUAWEI VNS-L53, VNS-L53; Type: Smart Phone; Serial: SAR2

Communication System: UID 0, HW-GSM\GPRS\EGPRS-1TS (0); Frequency: 1850.2 MHz;Duty Cycle: 1:8.30042
Medium parameters used (interpolated): f = 1850.2 MHz; σ = 1.403 S/m; ε_r = 40.639; ρ = 1000 kg/m^3
Phantom section: Right Section

DASY Configuration:

- Probe: EX3DV4 - SN3744; ConvF(7.54, 7.54, 7.54); Calibrated: 2015-7-24;
- Sensor-Surface: 1.4mm (Mechanical Surface Detection), z = 1.0, 31.0
- Electronics: DAE4 Sn1236; Calibrated: 2015-11-23
- Phantom: SAM4; Type: SAM; Serial: TP-1620
- DASY52 52.8.8(1222); SEMCAD X 14.6.10(7331)

Configuration/Head/Area Scan (8x13x1): Measurement grid: dx=15mm, dy=15mm

Info: Interpolated medium parameters used for SAR evaluation.
Maximum value of SAR (measured) = 0.441 W/kg

Configuration/Head/Zoom Scan (6x6x7)/Cube 0: Measurement grid: dx=8mm, dy=8mm, dz=5mm
Reference Value = 7.872 V/m; Power Drift = 0.13 dB
Peak SAR (extrapolated) = 0.829 W/kg
SAR(1 g) = 0.401 W/kg; SAR(10 g) = 0.215 W/kg

Info: Interpolated medium parameters used for SAR evaluation.
Maximum value of SAR (measured) = 0.520 W/kg



0 dB = 0.520 W/kg = -2.84 dBW/kg

Date: 2016-4-16

Test Laboratory: HUAWEI SAR/HAC Lab

HUAWEI VNS-L53 GSM1900 661CH Front side 15mm with battery 2 and SIM2-Second Antenna

DUT: HUAWEI VNS-L53, VNS-L53; Type: Smart Phone; Serial: SAR2

Communication System: UID 0, HW-GSM\GPRS\EGPRS-1TS (0); Frequency: 1880 MHz;Duty Cycle: 1:8.30042
Medium parameters used: f = 1880 MHz; σ = 1.512 S/m; ε_r = 54.028; ρ = 1000 kg/m^3
Phantom section: Flat Section

DASY Configuration:

- Probe: EX3DV4 - SN3744; ConvF(7.24, 7.24, 7.24); Calibrated: 2015-7-24;
- Sensor-Surface: 1.4mm (Mechanical Surface Detection), z = 1.0, 31.0
- Electronics: DAE4 Sn1236; Calibrated: 2015-11-23
- Phantom: SAM3; Type: SAM; Serial: TP-1597
- DASY52 52.8.8(1222); SEMCAD X 14.6.10(7331)

Configuration/Body/Area Scan (8x13x1): Measurement grid: dx=15mm, dy=15mm
Maximum value of SAR (measured) = 0.0488 W/kg

Configuration/Body/Zoom Scan (5x5x7)/Cube 0: Measurement grid: dx=8mm, dy=8mm, dz=5mm
Reference Value = 3.433 V/m; Power Drift = 0.09 dB
Peak SAR (extrapolated) = 0.0630 W/kg
SAR(1 g) = 0.043 W/kg; SAR(10 g) = 0.028 W/kg
Maximum value of SAR (measured) = 0.0506 W/kg

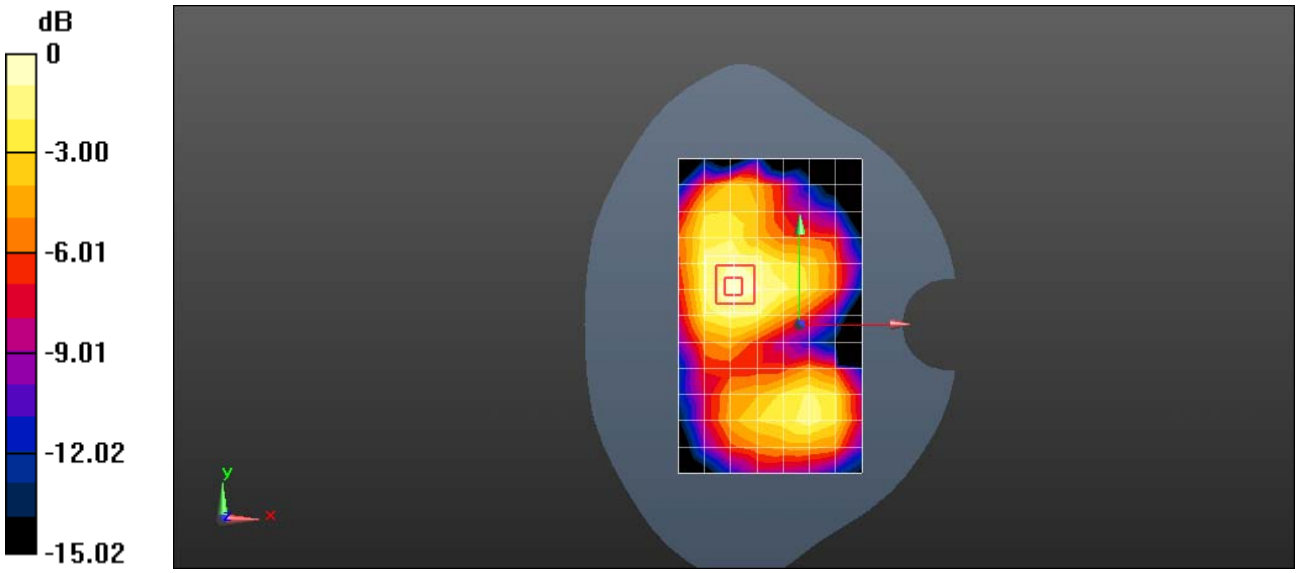

0 dB = 0.0506 W/kg = -12.96 dBW/kg

Date: 2016-4-16

Test Laboratory: HUAWEI SAR/HAC Lab

HUAWEI VNS-L53 GSM1900 GPRS 2TS 661CH Left side 10mm with Battery 2-Second Antenna

DUT: HUAWEI VNS-L53, VNS-L53; Type: Smart Phone; Serial: SAR2

Communication System: UID 0, HW-GSM\GPRS\EGPRS-2TS (0); Frequency: 1880 MHz;Duty Cycle: 1:4.10015
Medium parameters used: f = 1880 MHz; σ = 1.512 S/m; ε_r = 54.028; ρ = 1000 kg/m^3
Phantom section: Flat Section

DASY Configuration:

- Probe: EX3DV4 - SN3744; ConvF(7.24, 7.24, 7.24); Calibrated: 2015-7-24;
- Sensor-Surface: 1.4mm (Mechanical Surface Detection), z = 1.0, 31.0
- Electronics: DAE4 Sn1236; Calibrated: 2015-11-23
- Phantom: SAM3; Type: SAM; Serial: TP-1597
- DASY52 52.8.8(1222); SEMCAD X 14.6.10(7331)

Configuration/Body/Area Scan (5x13x1): Measurement grid: dx=15mm, dy=15mm
Maximum value of SAR (measured) = 0.263 W/kg

Configuration/Body/Zoom Scan (5x6x7)/Cube 0: Measurement grid: dx=8mm, dy=8mm, dz=5mm
Reference Value = 7.236 V/m; Power Drift = 0.01 dB
Peak SAR (extrapolated) = 0.322 W/kg
SAR(1 g) = 0.187 W/kg; SAR(10 g) = 0.109 W/kg
Maximum value of SAR (measured) = 0.228 W/kg

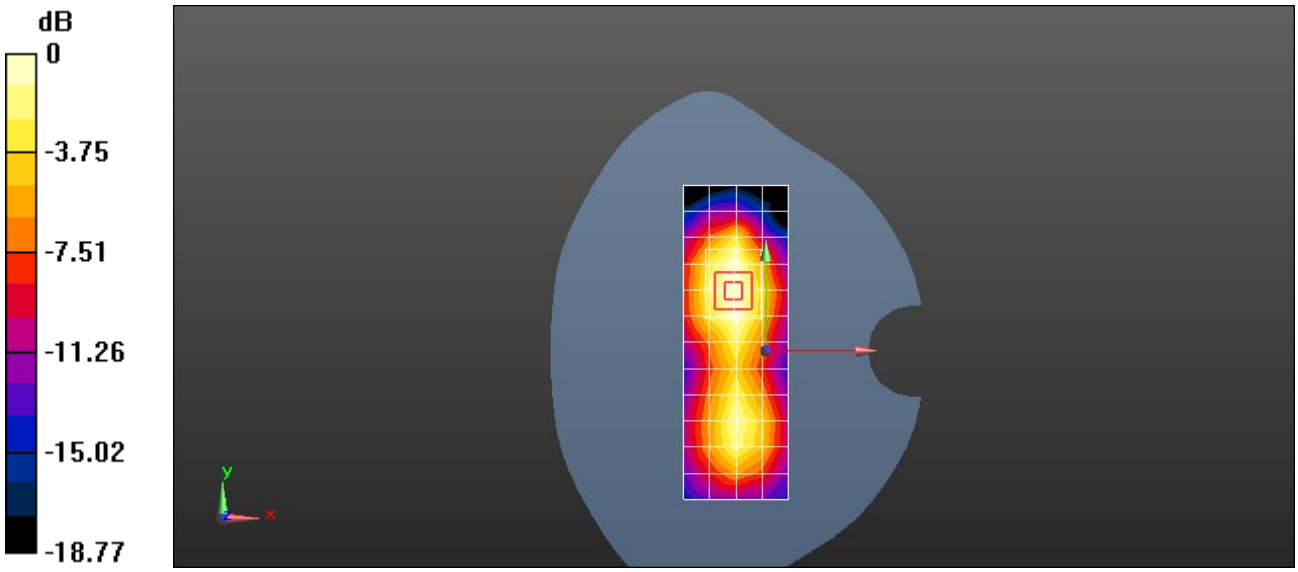

0 dB = 0.228 W/kg = -6.43 dBW/kg

Date: 2016-4-16

Test Laboratory: HUAWEI SAR/HAC Lab

HUAWEI VNS-L53 UMTS Band II 9262CH Right touch-Sceond Antenna

DUT: HUAWEI VNS-L53, VNS-L53; Type: Smart Phone; Serial: SAR2

Communication System: UID 0, HW-UMTS-FDD(WCDMA) (0); Frequency: 1852.4 MHz;Duty Cycle: 1:1
Medium parameters used (interpolated): f = 1852.4 MHz; σ = 1.408 S/m; ε_r = 40.624; ρ = 1000 kg/m^3
Phantom section: Right Section

DASY Configuration:

- Probe: EX3DV4 - SN3744; ConvF(7.54, 7.54, 7.54); Calibrated: 2015-7-24;
- Sensor-Surface: 1.4mm (Mechanical Surface Detection), z = 1.0, 31.0
- Electronics: DAE4 Sn1236; Calibrated: 2015-11-23
- Phantom: SAM4; Type: SAM; Serial: TP-1620
- DASY52 52.8.8(1222); SEMCAD X 14.6.10(7331)

Configuration/Head/Area Scan (8x13x1): Measurement grid: dx=15mm, dy=15mm

Info: Interpolated medium parameters used for SAR evaluation.
Maximum value of SAR (measured) = 0.644 W/kg

Configuration/Head/Zoom Scan (6x6x7)/Cube 0: Measurement grid: dx=8mm, dy=8mm, dz=5mm
Reference Value = 9.795 V/m; Power Drift = 0.02 dB
Peak SAR (extrapolated) = 1.21 W/kg
SAR(1 g) = 0.584 W/kg; SAR(10 g) = 0.314 W/kg

Info: Interpolated medium parameters used for SAR evaluation.
Maximum value of SAR (measured) = 0.754 W/kg

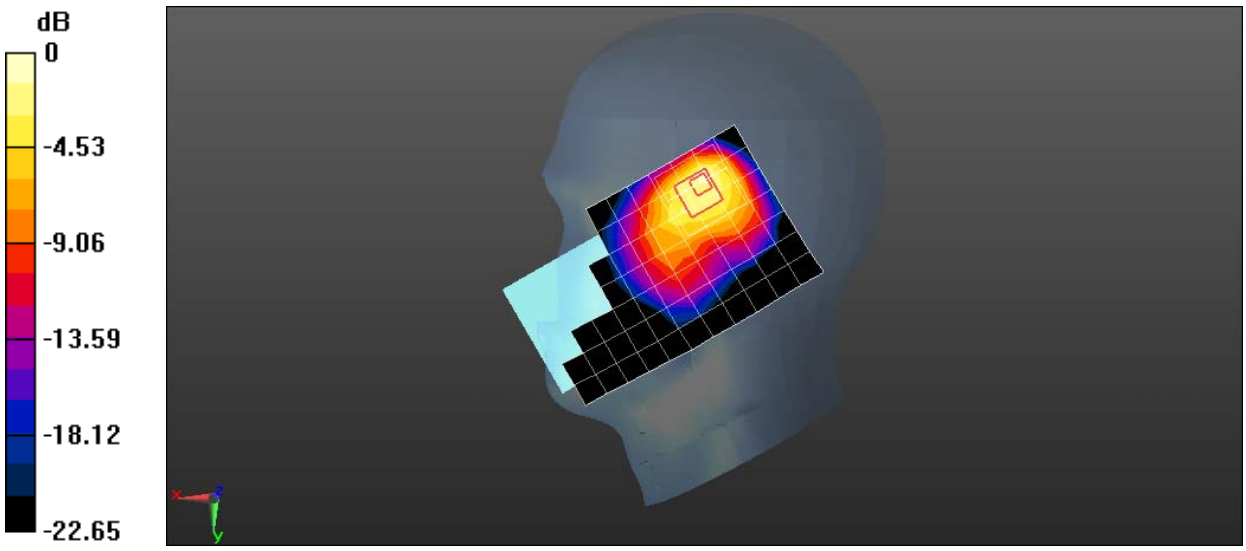

0 dB = 0.754 W/kg = -1.23 dBW/kg

Date: 2016-4-16

Test Laboratory: HUAWEI SAR/HAC Lab

HUAWEI VNS-L53 UMTS Band II 9400CH Front side 15mm-Second Antenna

DUT: HUAWEI VNS-L53, VNS-L53; Type: Smart Phone; Serial: SAR2

Communication System: UID 0, HW-UMTS-FDD(WCDMA) (0); Frequency: 1880 MHz;Duty Cycle: 1:1
Medium parameters used: f = 1880 MHz; σ = 1.512 S/m; ε_r = 54.028; ρ = 1000 kg/m^3
Phantom section: Flat Section

DASY Configuration:

- Probe: EX3DV4 - SN3744; ConvF(7.24, 7.24, 7.24); Calibrated: 2015-7-24;
- Sensor-Surface: 1.4mm (Mechanical Surface Detection), z = 1.0, 31.0
- Electronics: DAE4 Sn1236; Calibrated: 2015-11-23
- Phantom: SAM3; Type: SAM; Serial: TP-1597
- DASY52 52.8.8(1222); SEMCAD X 14.6.10(7331)

Configuration/Body/Area Scan (8x13x1): Measurement grid: dx=15mm, dy=15mm
Maximum value of SAR (measured) = 0.153 W/kg

Configuration/Body/Zoom Scan (5x5x7)/Cube 0: Measurement grid: dx=8mm, dy=8mm, dz=5mm
Reference Value = 5.785 V/m; Power Drift = -0.08 dB
Peak SAR (extrapolated) = 0.196 W/kg
SAR(1 g) = 0.135 W/kg; SAR(10 g) = 0.089 W/kg
Maximum value of SAR (measured) = 0.156 W/kg

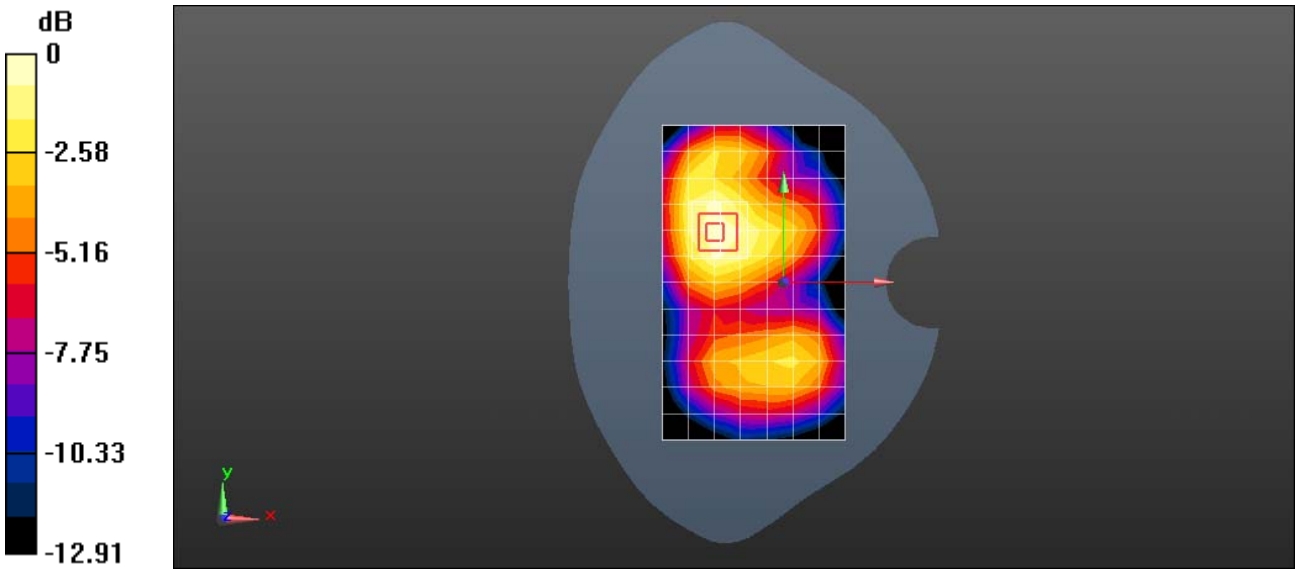

0 dB = 0.156 W/kg = -8.08 dBW/kg

Date: 2016-4-16

Test Laboratory: HUAWEI SAR/HAC Lab

HUAWEI VNS-L53 UMTS Band II 9400CH Left side 10mm-Second Antenna

DUT: HUAWEI VNS-L53, VNS-L53; Type: Smart Phone; Serial: SAR2

Communication System: UID 0, HW-UMTS-FDD(WCDMA) (0); Frequency: 1880 MHz;Duty Cycle: 1:1
Medium parameters used: f = 1880 MHz; σ = 1.512 S/m; ε_r = 54.028; ρ = 1000 kg/m^3
Phantom section: Flat Section

DASY Configuration:

- Probe: EX3DV4 - SN3744; ConvF(7.24, 7.24, 7.24); Calibrated: 2015-7-24;
- Sensor-Surface: 1.4mm (Mechanical Surface Detection), z = 1.0, 31.0
- Electronics: DAE4 Sn1236; Calibrated: 2015-11-23
- Phantom: SAM3; Type: SAM; Serial: TP-1597
- DASY52 52.8.8(1222); SEMCAD X 14.6.10(7331)

Configuration/Body/Area Scan (5x13x1): Measurement grid: dx=15mm, dy=15mm
Maximum value of SAR (measured) = 0.476 W/kg

Configuration/Body/Zoom Scan (5x6x7)/Cube 0: Measurement grid: dx=8mm, dy=8mm, dz=5mm
Reference Value = 11.08 V/m; Power Drift = 0.04 dB
Peak SAR (extrapolated) = 0.659 W/kg
SAR(1 g) = 0.410 W/kg; SAR(10 g) = 0.242 W/kg
Maximum value of SAR (measured) = 0.496 W/kg

Configuration/Body/Zoom Scan (5x6x7)/Cube 1: Measurement grid: dx=8mm, dy=8mm, dz=5mm
Reference Value = 11.08 V/m; Power Drift = 0.04 dB
Peak SAR (extrapolated) = 0.435 W/kg
SAR(1 g) = 0.268 W/kg; SAR(10 g) = 0.156 W/kg
Maximum value of SAR (measured) = 0.326 W/kg

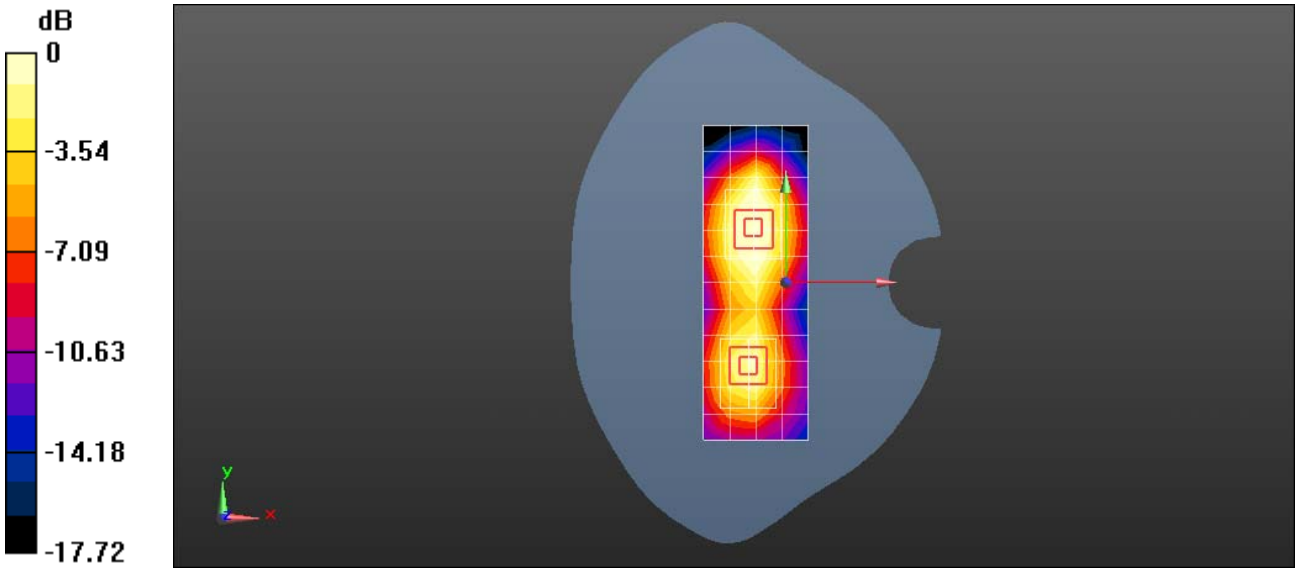

0 dB = 0.326 W/kg = -4.86 dBW/kg

Date: 2016-4-19

Test Laboratory: HUAWEI SAR/HAC Lab

HUAWEI VNS-L53 UMTS Band IV 1513CH Right touch-Second Antenna

DUT: HUAWEI VNS-L53, VNS-L53; Type: Smart Phone; Serial: SAR2

Communication System: UID 0, HW-UMTS-FDD(WCDMA) (0); Frequency: 1752.6 MHz;Duty Cycle: 1:1
Medium parameters used: f = 1753 MHz; σ = 1.345 S/m; ε_r = 41.036; ρ = 1000 kg/m^3
Phantom section: Right Section

DASY Configuration:

- Probe: EX3DV4 - SN3744; ConvF(7.84, 7.84, 7.84); Calibrated: 2015-7-24;
- Sensor-Surface: 1.4mm (Mechanical Surface Detection), z = 1.0, 31.0
- Electronics: DAE4 Sn1236; Calibrated: 2015-11-23
- Phantom: SAM3; Type: SAM; Serial: TP-1597
- DASY52 52.8.8(1222); SEMCAD X 14.6.10(7331)

Configuration/Head/Area Scan (8x13x1): Measurement grid: dx=15mm, dy=15mm
Maximum value of SAR (measured) = 0.377 W/kg

Configuration/Head/Zoom Scan (6x6x7)/Cube 0: Measurement grid: dx=8mm, dy=8mm, dz=5mm
Reference Value = 9.359 V/m; Power Drift = 0.06 dB
Peak SAR (extrapolated) = 0.814 W/kg
SAR(1 g) = 0.397 W/kg; SAR(10 g) = 0.221 W/kg
Maximum value of SAR (measured) = 0.498 W/kg

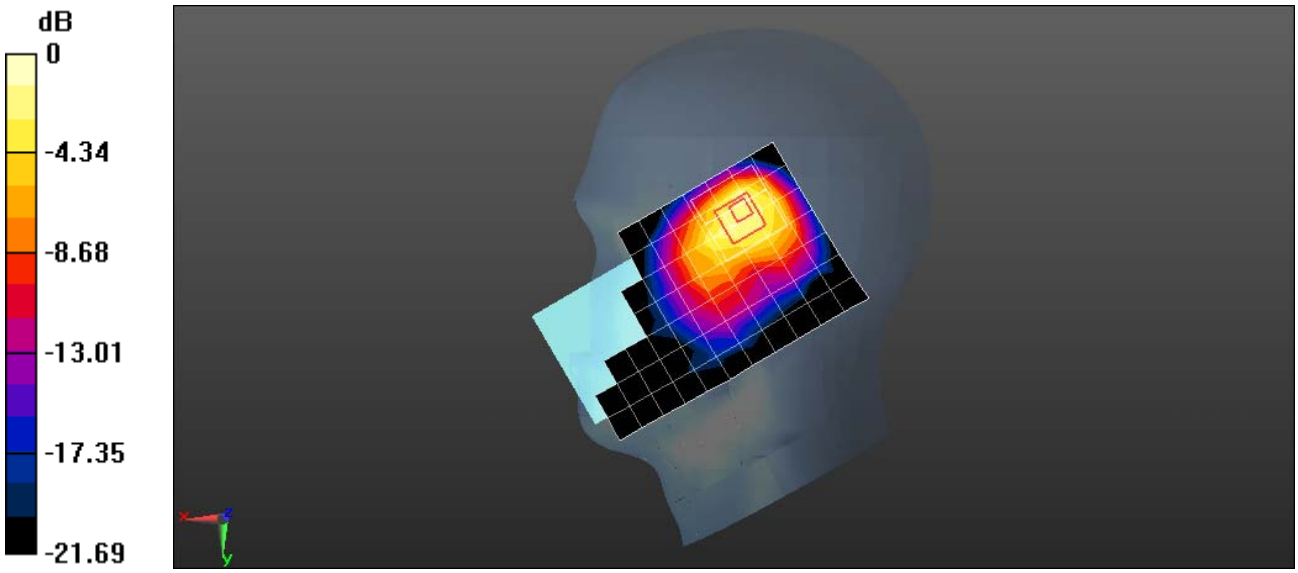

0 dB = 0.498 W/kg = -3.03 dBW/kg

Date: 2016-4-19

Test Laboratory: HUAWEI SAR/HAC Lab

HUAWEI VNS-L53 UMTS Band IV 1413CH Back Side 15mm-Second Antenna

DUT: HUAWEI VNS-L53, VNS-L53; Type: Smart Phone; Serial: SAR2

Communication System: UID 0, HW-UMTS-FDD(WCDMA) (0); Frequency: 1732.6 MHz;Duty Cycle: 1:1
Medium parameters used: f = 1733 MHz; σ = 1.414 S/m; ε_r = 53.819; ρ = 1000 kg/m^3
Phantom section: Flat Section

DASY Configuration:

- Probe: EX3DV4 - SN3744; ConvF(7.45, 7.45, 7.45); Calibrated: 2015-7-24;
- Sensor-Surface: 1.4mm (Mechanical Surface Detection), z = 1.0, 31.0
- Electronics: DAE4 Sn1236; Calibrated: 2015-11-23
- Phantom: SAM3; Type: SAM; Serial: TP-1597
- DASY52 52.8.8(1222); SEMCAD X 14.6.10(7331)

Configuration/Body/Area Scan (8x13x1): Measurement grid: dx=15mm, dy=15mm
Maximum value of SAR (measured) = 0.107 W/kg

Configuration/Body/Zoom Scan (5x5x7)/Cube 0: Measurement grid: dx=8mm, dy=8mm, dz=5mm
Reference Value = 3.624 V/m; Power Drift = -0.06 dB
Peak SAR (extrapolated) = 0.118 W/kg
SAR(1 g) = 0.078 W/kg; SAR(10 g) = 0.052 W/kg
Maximum value of SAR (measured) = 0.103 W/kg

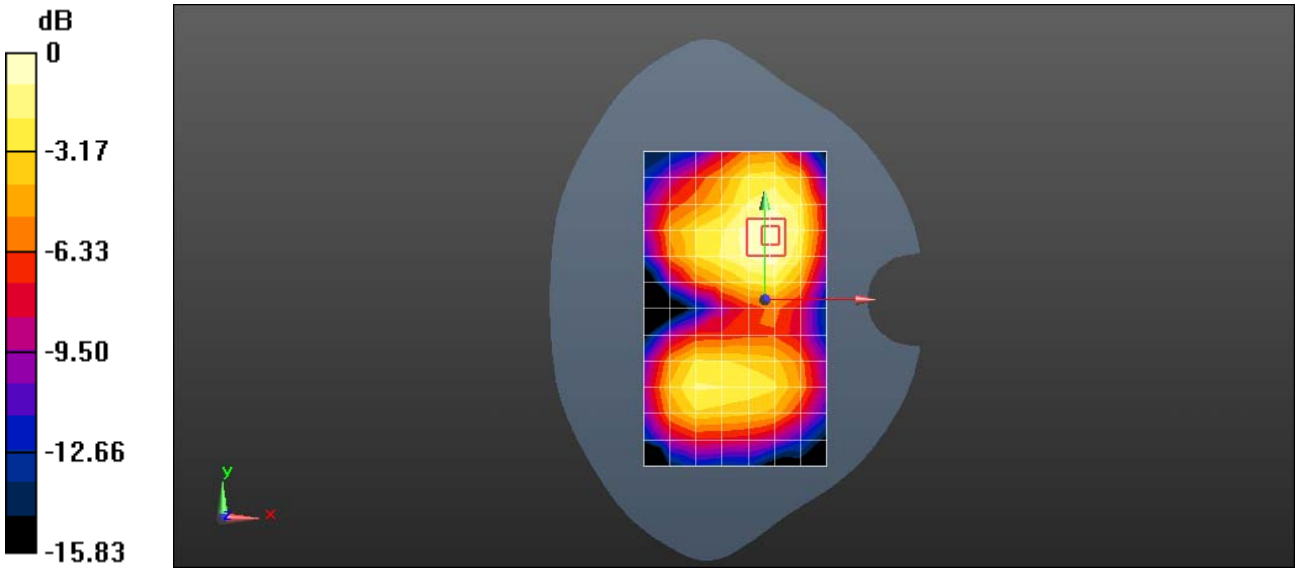

0 dB = 0.103 W/kg = -9.85 dBW/kg

Date: 2016-4-19

Test Laboratory: HUAWEI SAR/HAC Lab

HUAWEI VNS-L53 UMTS Band IV 1413CH Left Side 10mm-Second Antenna

DUT: HUAWEI VNS-L53, VNS-L53; Type: Smart Phone; Serial: SAR2

Communication System: UID 0, HW-UMTS-FDD(WCDMA) (0); Frequency: 1732.6 MHz;Duty Cycle: 1:1
Medium parameters used: f = 1733 MHz; σ = 1.414 S/m; ε_r = 53.819; ρ = 1000 kg/m^3
Phantom section: Flat Section

DASY Configuration:

- Probe: EX3DV4 - SN3744; ConvF(7.45, 7.45, 7.45); Calibrated: 2015-7-24;
- Sensor-Surface: 1.4mm (Mechanical Surface Detection), z = 1.0, 31.0
- Electronics: DAE4 Sn1236; Calibrated: 2015-11-23
- Phantom: SAM3; Type: SAM; Serial: TP-1597
- DASY52 52.8.8(1222); SEMCAD X 14.6.10(7331)

Configuration/Body/Area Scan (5x13x1): Measurement grid: dx=15mm, dy=15mm
Maximum value of SAR (measured) = 0.573 W/kg

Configuration/Body/Zoom Scan (5x5x7)/Cube 0: Measurement grid: dx=8mm, dy=8mm, dz=5mm
Reference Value = 10.88 V/m; Power Drift = -0.06 dB
Peak SAR (extrapolated) = 0.806 W/kg
SAR(1 g) = 0.488 W/kg; SAR(10 g) = 0.289 W/kg
Maximum value of SAR (measured) = 0.696 W/kg

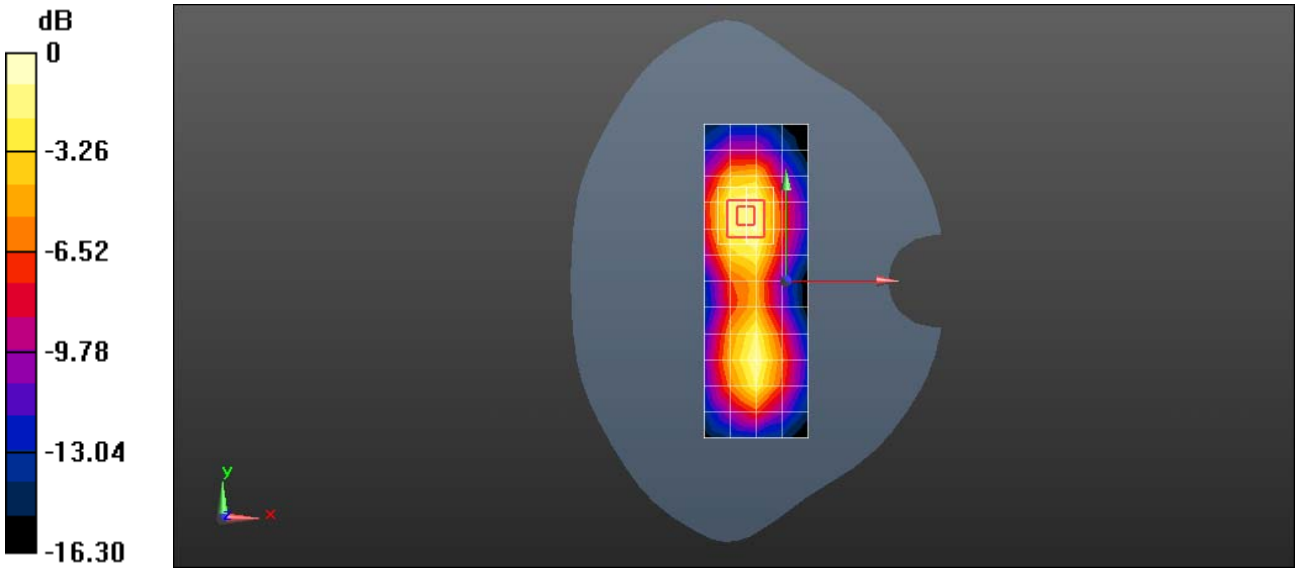

0 dB = 0.696 W/kg = -1.57 dBW/kg

Date: 2016-4-20

Test Laboratory: HUAWEI SAR/HAC Lab

HUAWEI VNS-L53 UMTS Band V 4233CH Right touch with Battery 2-Second Antenna

DUT: HUAWEI VNS-L53, VNS-L53; Type: Smart Phone; Serial: SAR2

Communication System: UID 0, HW-UMTS-FDD(WCDMA) (0); Frequency: 846.6 MHz;Duty Cycle: 1:1
Medium parameters used: f = 847 MHz; σ = 0.893 S/m; ε_r = 41.631; ρ = 1000 kg/m^3
Phantom section: Right Section

DASY Configuration:

- Probe: EX3DV4 - SN3744; ConvF(8.77, 8.77, 8.77); Calibrated: 2015-7-24;
- Sensor-Surface: 1.4mm (Mechanical Surface Detection), z = 1.0, 31.0
- Electronics: DAE4 Sn1236; Calibrated: 2015-11-23
- Phantom: SAM4; Type: SAM; Serial: TP-1620
- DASY52 52.8.8(1222); SEMCAD X 14.6.10(7331)

Configuration/Head/Area Scan (8x13x1): Measurement grid: dx=15mm, dy=15mm
Maximum value of SAR (measured) = 0.499 W/kg

Configuration/Head/Zoom Scan (5x5x7)/Cube 0: Measurement grid: dx=8mm, dy=8mm, dz=5mm
Reference Value = 13.11 V/m; Power Drift = 0.09 dB
Peak SAR (extrapolated) = 0.960 W/kg
SAR(1 g) = 0.403 W/kg; SAR(10 g) = 0.201 W/kg
Maximum value of SAR (measured) = 0.659 W/kg

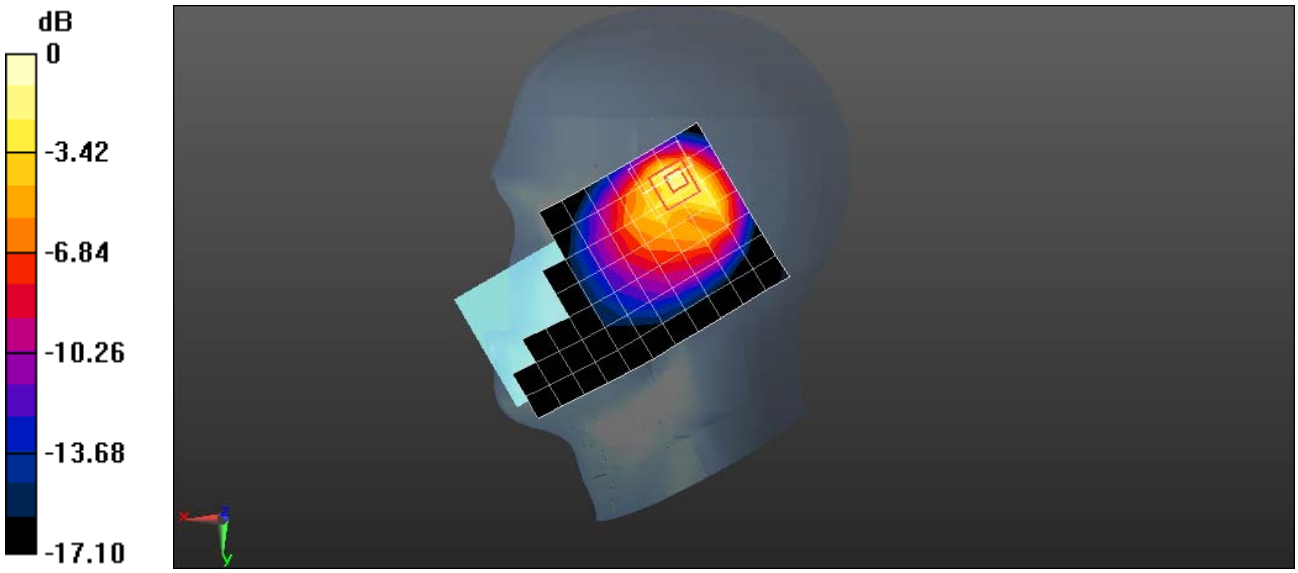

0 dB = 0.659 W/kg = -1.81 dBW/kg

Date: 2016-4-20

Test Laboratory: HUAWEI SAR/HAC Lab

HUAWEI VNS-L53 UMTS Band V 4182CH Back Side 15mm with Battery 2-Second Antenna

DUT: HUAWEI VNS-L53, VNS-L53; Type: Smart Phone; Serial: SAR2

Communication System: UID 0, HW-UMTS-FDD(WCDMA) (0); Frequency: 836.4 MHz;Duty Cycle: 1:1
Medium parameters used (interpolated): f = 836.4 MHz; σ = 1.005 S/m; ε_r = 55.878; ρ = 1000 kg/m^3
Phantom section: Flat Section

DASY Configuration:

- Probe: EX3DV4 - SN3744; ConvF(8.82, 8.82, 8.82); Calibrated: 2015-7-24;
- Sensor-Surface: 1.4mm (Mechanical Surface Detection), z = 1.0, 31.0
- Electronics: DAE4 Sn1236; Calibrated: 2015-11-23
- Phantom: SAM3; Type: SAM; Serial: TP-1597
- DASY52 52.8.8(1222); SEMCAD X 14.6.10(7331)

Configuration/Body/Area Scan (8x13x1): Measurement grid: dx=15mm, dy=15mm

Info: Interpolated medium parameters used for SAR evaluation.
Maximum value of SAR (measured) = 0.0779 W/kg

Configuration/Body/Zoom Scan (6x6x7)/Cube 0: Measurement grid: dx=8mm, dy=8mm, dz=5mm
Reference Value = 6.896 V/m; Power Drift = 0.00 dB
Peak SAR (extrapolated) = 0.0960 W/kg
SAR(1 g) = 0.057 W/kg; SAR(10 g) = 0.034 W/kg

Info: Interpolated medium parameters used for SAR evaluation.
Maximum value of SAR (measured) = 0.0795 W/kg

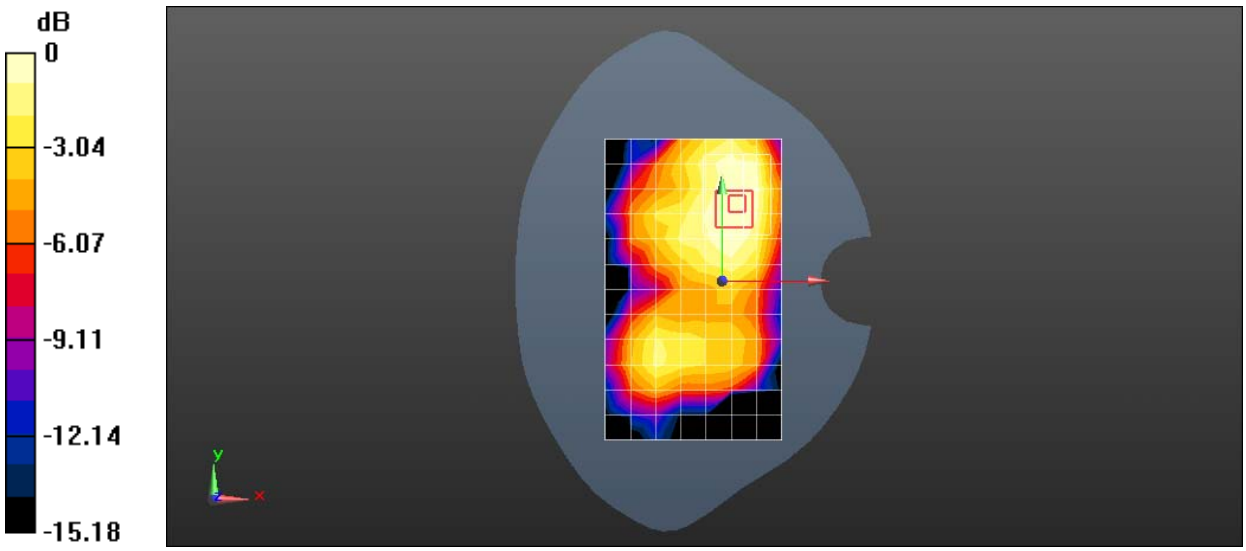

0 dB = 0.0795 W/kg = -11.00 dBW/kg

Date: 2016-4-20

Test Laboratory: HUAWEI SAR/HAC Lab

HUAWEI VNS-L53 UMTS Band V 4182CH Top Side 10mm with Battery 2-Second Antenna

DUT: HUAWEI VNS-L53, VNS-L53; Type: Smart Phone; Serial: SAR2

Communication System: UID 0, HW-UMTS-FDD(WCDMA) (0); Frequency: 836.4 MHz;Duty Cycle: 1:1
Medium parameters used (interpolated): f = 836.4 MHz; σ = 1.005 S/m; ε_r = 55.878; ρ = 1000 kg/m^3
Phantom section: Flat Section

DASY Configuration:

- Probe: EX3DV4 - SN3744; ConvF(8.82, 8.82, 8.82); Calibrated: 2015-7-24;
- Sensor-Surface: 1.4mm (Mechanical Surface Detection), z = 1.0, 31.0
- Electronics: DAE4 Sn1236; Calibrated: 2015-11-23
- Phantom: SAM3; Type: SAM; Serial: TP-1597
- DASY52 52.8.8(1222); SEMCAD X 14.6.10(7331)

Configuration/Body/Area Scan (5x9x1): Measurement grid: dx=15mm, dy=15mm

Info: Interpolated medium parameters used for SAR evaluation.
Maximum value of SAR (measured) = 0.702 W/kg

Configuration/Body/Zoom Scan (5x5x7)/Cube 0: Measurement grid: dx=8mm, dy=8mm, dz=5mm
Reference Value = 17.33 V/m; Power Drift = -0.18 dB
Peak SAR (extrapolated) = 1.27 W/kg
SAR(1 g) = 0.617 W/kg; SAR(10 g) = 0.298 W/kg

Info: Interpolated medium parameters used for SAR evaluation.
Maximum value of SAR (measured) = 1.01 W/kg

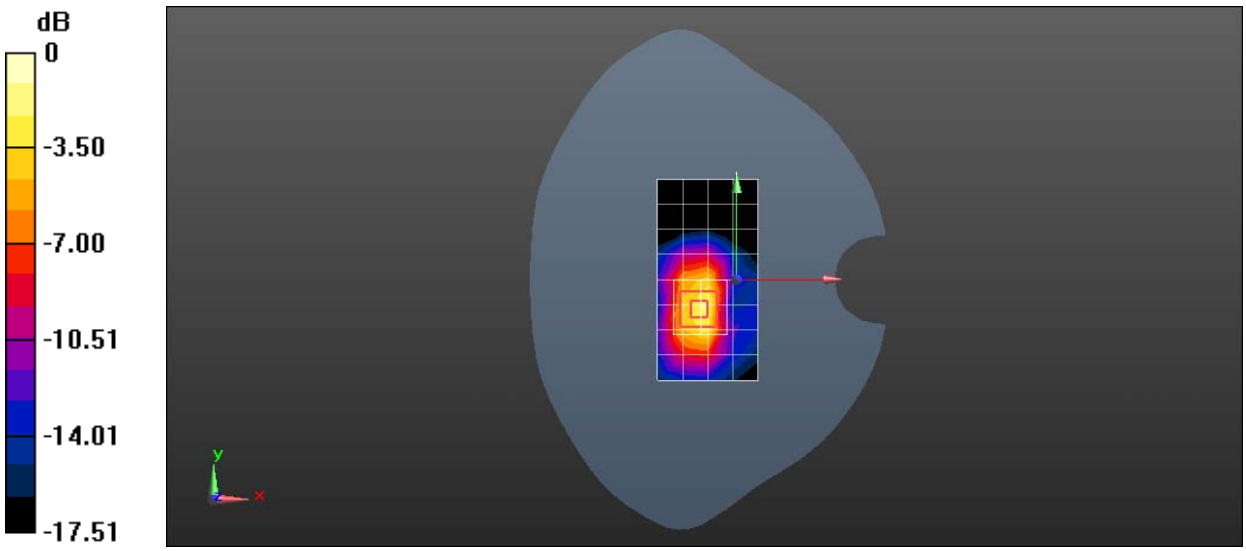

0 dB = 1.01 W/kg = 0.03 dBW/kg

Date: 2016-4-16

Test Laboratory: HUAWEI SAR/HAC Lab

HUAWEI VNS-L53 LTE Band II 20M QPSK 50RB 0 offset 19100CH Right touch-Second Antenna

DUT: HUAWEI VNS-L53, VNS-L53; Type: Smart Phone; Serial: SAR1

Communication System: UID 0, LTE-FDD (SC-FDMA, 20MHz, QPSK/16-QAM) (0); Frequency: 1900 MHz;Duty Cycle: 1:1
Medium parameters used: f = 1900 MHz; σ = 1.448 S/m; ε_r = 40.467; ρ = 1000 kg/m^3
Phantom section: Right Section

DASY Configuration:

- Probe: EX3DV4 - SN3744; ConvF(7.54, 7.54, 7.54); Calibrated: 2015-7-24;
- Sensor-Surface: 1.4mm (Mechanical Surface Detection), z = 1.0, 31.0
- Electronics: DAE4 Sn1236; Calibrated: 2015-11-23
- Phantom: SAM4; Type: SAM; Serial: TP-1620
- DASY52 52.8.8(1222); SEMCAD X 14.6.10(7331)

Configuration/Head/Area Scan (8x13x1): Measurement grid: dx=15mm, dy=15mm
Maximum value of SAR (measured) = 0.303 W/kg

Configuration/Head/Zoom Scan (6x6x7)/Cube 0: Measurement grid: dx=8mm, dy=8mm, dz=5mm
Reference Value = 5.795 V/m; Power Drift = 0.03 dB
Peak SAR (extrapolated) = 0.567 W/kg
SAR(1 g) = 0.263 W/kg; SAR(10 g) = 0.134 W/kg
Maximum value of SAR (measured) = 0.346 W/kg



0 dB = 0.346 W/kg = -4.61 dBW/kg

Date: 2016-4-17

Test Laboratory: HUAWEI SAR/HAC Lab

HUAWEI VNS-L53 LTE Band II 20M QPSK 50RB 0 offset 18700CH Front Side 15mm-Second Antenna

DUT: HUAWEI VNS-L53, VNS-L53; Type: Smart Phone; Serial: SAR2

Communication System: UID 0, LTE-FDD (SC-FDMA, 20MHz, QPSK/16-QAM) (0); Frequency: 1860 MHz;Duty Cycle: 1:1
Medium parameters used: f = 1860 MHz; σ = 1.491 S/m; ε_r = 54.044; ρ = 1000 kg/m^3
Phantom section: Flat Section

DASY Configuration:

- Probe: EX3DV4 - SN3744; ConvF(7.24, 7.24, 7.24); Calibrated: 2015-7-24;
- Sensor-Surface: 1.4mm (Mechanical Surface Detection), z = 1.0, 31.0
- Electronics: DAE4 Sn1236; Calibrated: 2015-11-23
- Phantom: SAM3; Type: SAM; Serial: TP-1597
- DASY52 52.8.8(1222); SEMCAD X 14.6.10(7331)

Configuration/Body/Area Scan (8x13x1): Measurement grid: dx=15mm, dy=15mm
Maximum value of SAR (measured) = 0.0392 W/kg

Configuration/Body/Zoom Scan (6x7x7)/Cube 0: Measurement grid: dx=8mm, dy=8mm, dz=5mm
Reference Value = 2.394 V/m; Power Drift = 0.17 dB
Peak SAR (extrapolated) = 0.0480 W/kg
SAR(1 g) = 0.030 W/kg; SAR(10 g) = 0.020 W/kg
Maximum value of SAR (measured) = 0.0349 W/kg

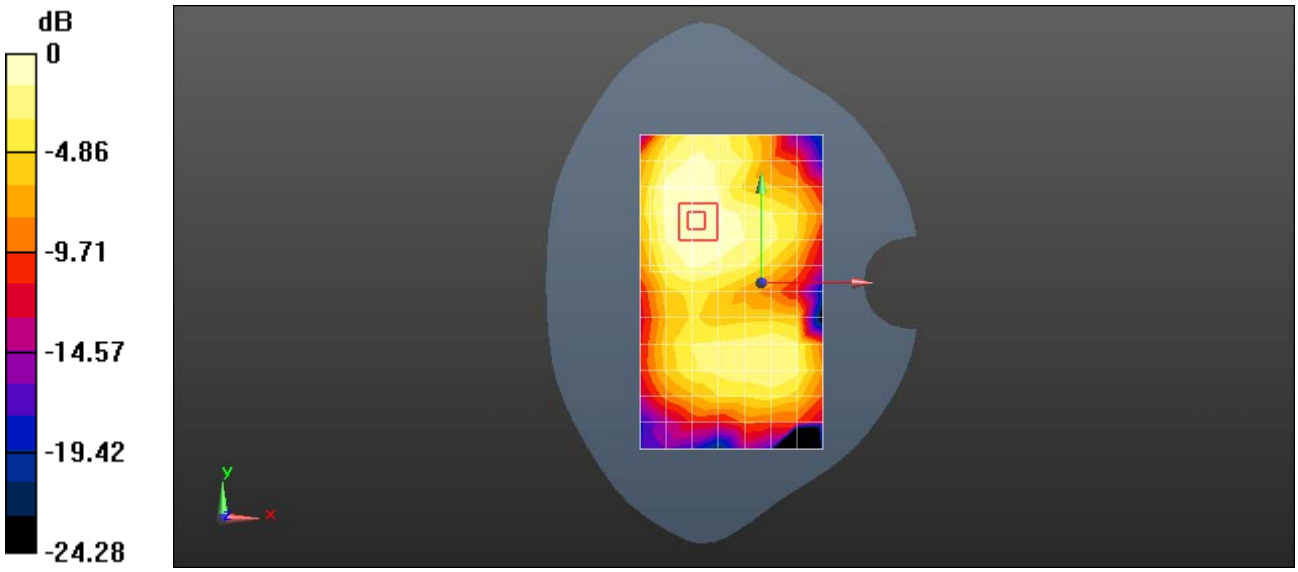

0 dB = 0.0349 W/kg = -14.58 dBW/kg

Date: 2016-4-17

Test Laboratory: HUAWEI SAR/HAC Lab

HUAWEI VNS-L53 LTE Band II 20M QPSK 1RB 50 offset 18700CH Back Side 10mm-Second Antenna

DUT: HUAWEI VNS-L53, VNS-L53; Type: Smart Phone; Serial: SAR2

Communication System: UID 0, LTE-FDD (SC-FDMA, 20MHz, QPSK/16-QAM) (0); Frequency: 1860 MHz;Duty Cycle: 1:1
Medium parameters used: f = 1860 MHz; σ = 1.491 S/m; ε_r = 54.044; ρ = 1000 kg/m^3
Phantom section: Flat Section

DASY Configuration:

- Probe: EX3DV4 - SN3744; ConvF(7.24, 7.24, 7.24); Calibrated: 2015-7-24;
- Sensor-Surface: 1.4mm (Mechanical Surface Detection), z = 1.0, 31.0
- Electronics: DAE4 Sn1236; Calibrated: 2015-11-23
- Phantom: SAM3; Type: SAM; Serial: TP-1597
- DASY52 52.8.8(1222); SEMCAD X 14.6.10(7331)

Configuration/Body/Area Scan (8x13x1): Measurement grid: dx=15mm, dy=15mm
Maximum value of SAR (measured) = 0.0500 W/kg

Configuration/Body/Zoom Scan (6x7x7)/Cube 0: Measurement grid: dx=8mm, dy=8mm, dz=5mm
Reference Value = 2.570 V/m; Power Drift = 0.16 dB
Peak SAR (extrapolated) = 0.0590 W/kg
SAR(1 g) = 0.041 W/kg; SAR(10 g) = 0.026 W/kg
Maximum value of SAR (measured) = 0.0469 W/kg

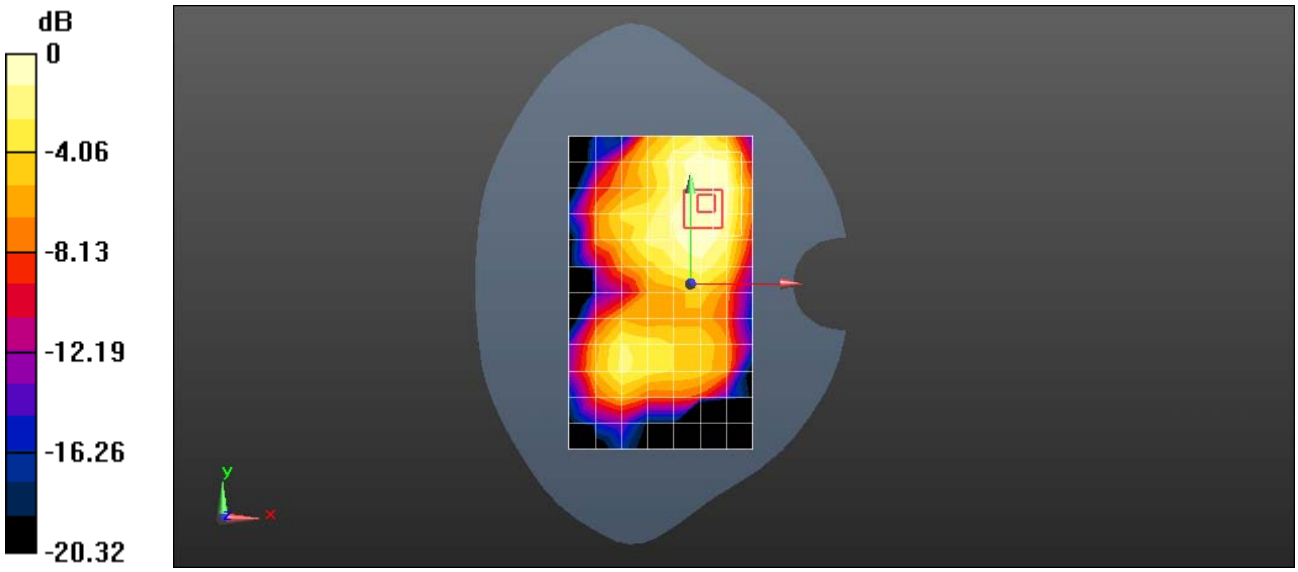

0 dB = 0.0469 W/kg = -13.29 dBW/kg

Date: 2016-4-20

Test Laboratory: HUAWEI SAR/HAC Lab

HUAWEI VNS-L53 LTE Band IV 20M QPSK 1RB 50 offset 20175CH Right touch-Second Antenna

DUT: HUAWEI VNS-L53, VNS-L53; Type: Smart Phone; Serial: SAR1

Communication System: UID 0, LTE-FDD (SC-FDMA, 20MHz, QPSK/16-QAM) (0); Frequency: 1732.5 MHz;Duty Cycle: 1:1
Medium parameters used (interpolated): f = 1732.5 MHz; σ = 1.325 S/m; ε_r = 41.208; ρ = 1000 kg/m^3

Phantom section: Right Section

DASY Configuration:

- Probe: EX3DV4 - SN3744; ConvF(7.84, 7.84, 7.84); Calibrated: 2015-7-24;
- Sensor-Surface: 1.4mm (Mechanical Surface Detection), z = 1.0, 31.0
- Electronics: DAE4 Sn1236; Calibrated: 2015-11-23
- Phantom: SAM3; Type: SAM; Serial: TP-1597
- DASY52 52.8.8(1222); SEMCAD X 14.6.10(7331)

Configuration/Head/Area Scan (8x13x1): Measurement grid: dx=15mm, dy=15mm

Info: Interpolated medium parameters used for SAR evaluation.
Maximum value of SAR (measured) = 0.740 W/kg

Configuration/Head/Zoom Scan (6x6x7)/Cube 0: Measurement grid: dx=8mm, dy=8mm, dz=5mm
Reference Value = 12.83 V/m; Power Drift = 0.01 dB
Peak SAR (extrapolated) = 1.47 W/kg
SAR(1 g) = 0.720 W/kg; SAR(10 g) = 0.404 W/kg

Info: Interpolated medium parameters used for SAR evaluation.
Maximum value of SAR (measured) = 0.899 W/kg



0 dB = 0.899 W/kg = -0.46 dBW/kg

Date: 2016-4-19

Test Laboratory: HUAWEI SAR/HAC Lab

HUAWEI VNS-L53 LTE Band IV 20M QPSK 1RB 50 offset 20300CH Front Side 15mm with Battery 2-Second Antenna

DUT: HUAWEI VNS-L53, VNS-L53; Type: Smart Phone; Serial: SAR2

Communication System: UID 0, LTE-FDD (SC-FDMA, 20MHz, QPSK/16-QAM) (0); Frequency: 1745 MHz;Duty Cycle: 1:1
Medium parameters used: f = 1745 MHz; σ = 1.425 S/m; ε_r = 53.752; ρ = 1000 kg/m^3
Phantom section: Flat Section

DASY Configuration:

- Probe: EX3DV4 - SN3744; ConvF(7.45, 7.45, 7.45); Calibrated: 2015-7-24;
- Sensor-Surface: 1.4mm (Mechanical Surface Detection), z = 1.0, 31.0
- Electronics: DAE4 Sn1236; Calibrated: 2015-11-23
- Phantom: SAM3; Type: SAM; Serial: TP-1597
- DASY52 52.8.8(1222); SEMCAD X 14.6.10(7331)

Configuration/Body/Area Scan (8x13x1): Measurement grid: dx=15mm, dy=15mm
Maximum value of SAR (measured) = 0.0766 W/kg

Configuration/Body/Zoom Scan (5x5x7)/Cube 0: Measurement grid: dx=8mm, dy=8mm, dz=5mm
Reference Value = 3.226 V/m; Power Drift = -0.12 dB
Peak SAR (extrapolated) = 0.0910 W/kg
SAR(1 g) = 0.059 W/kg; SAR(10 g) = 0.038 W/kg
Maximum value of SAR (measured) = 0.0778 W/kg

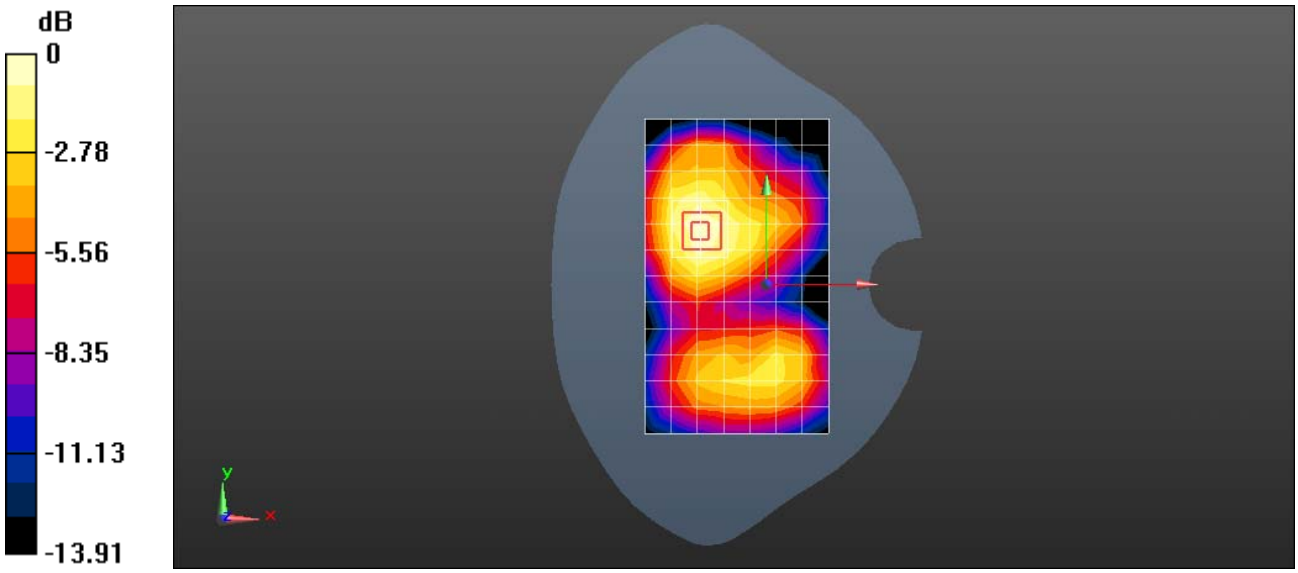

0 dB = 0.0778 W/kg = -11.09 dBW/kg

Date: 2016-4-19

Test Laboratory: HUAWEI SAR/HAC Lab

HUAWEI VNS-L53 LTE Band IV 20M QPSK 1RB 50 offset 20300CH Left Side 10mm with Battery 2-Second Antenna

DUT: HUAWEI VNS-L53, VNS-L53; Type: Smart Phone; Serial: SAR2

Communication System: UID 0, LTE-FDD (SC-FDMA, 20MHz, QPSK/16-QAM) (0); Frequency: 1745 MHz;Duty Cycle: 1:1
Medium parameters used: f = 1745 MHz; σ = 1.425 S/m; ε_r = 53.752; ρ = 1000 kg/m^3
Phantom section: Flat Section

DASY Configuration:

- Probe: EX3DV4 - SN3744; ConvF(7.45, 7.45, 7.45); Calibrated: 2015-7-24;
- Sensor-Surface: 1.4mm (Mechanical Surface Detection), z = 1.0, 31.0
- Electronics: DAE4 Sn1236; Calibrated: 2015-11-23
- Phantom: SAM3; Type: SAM; Serial: TP-1597
- DASY52 52.8.8(1222); SEMCAD X 14.6.10(7331)

Configuration/Body/Area Scan (5x13x1): Measurement grid: dx=15mm, dy=15mm
Maximum value of SAR (measured) = 0.593 W/kg

Configuration/Body/Zoom Scan (5x5x7)/Cube 0: Measurement grid: dx=8mm, dy=8mm, dz=5mm
Reference Value = 10.40 V/m; Power Drift = 0.19 dB
Peak SAR (extrapolated) = 0.820 W/kg
SAR(1 g) = 0.493 W/kg; SAR(10 g) = 0.287 W/kg
Maximum value of SAR (measured) = 0.703 W/kg

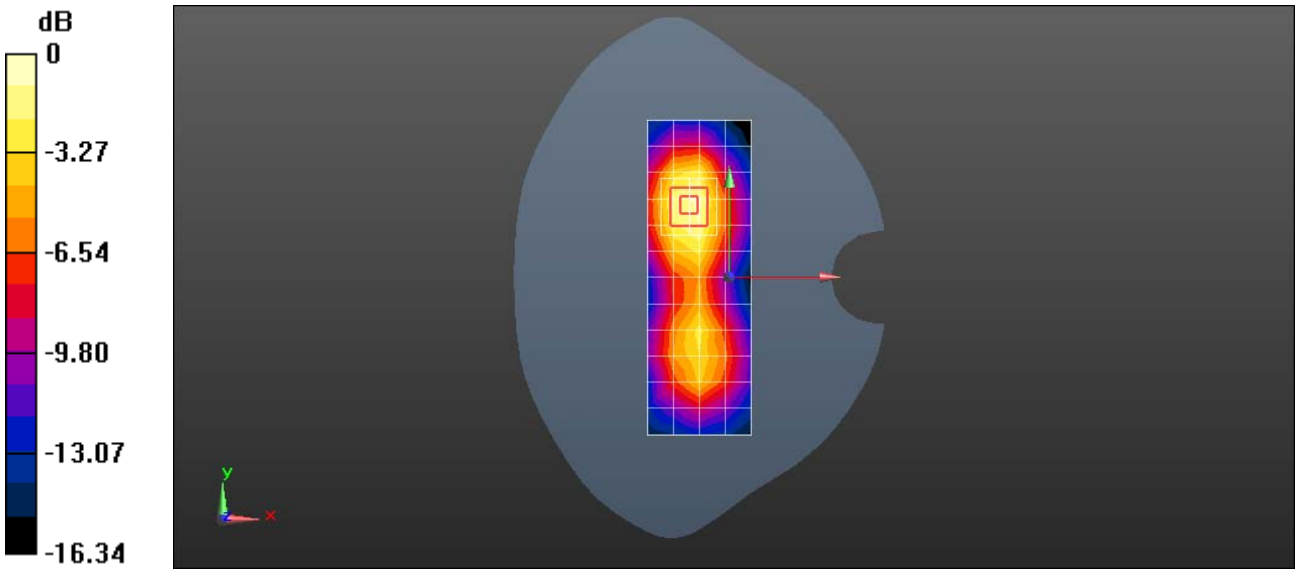

0 dB = 0.703 W/kg = -1.53 dBW/kg

Date: 2016-4-20

Test Laboratory: HUAWEI SAR/HAC Lab

HUAWEI VNS-L53 LTE Band V 10M QPSK 1RB 25 offset 20600CH Right touch with Battery 2-Second Antenna

DUT: HUAWEI VNS-L53, VNS-L53; Type: Smart Phone; Serial: SAR2

Communication System: UID 0, LTE-FDD (SC-FDMA, 10MHz, QPSK/16-QAM) (0); Frequency: 844 MHz;Duty Cycle: 1:1
Medium parameters used: f = 844 MHz; σ = 0.89 S/m; ε_r = 41.651; ρ = 1000 kg/m^3
Phantom section: Right Section

DASY Configuration:

- Probe: EX3DV4 - SN3744; ConvF(8.77, 8.77, 8.77); Calibrated: 2015-7-24;
- Sensor-Surface: 1.4mm (Mechanical Surface Detection), z = 1.0, 31.0
- Electronics: DAE4 Sn1236; Calibrated: 2015-11-23
- Phantom: SAM4; Type: SAM; Serial: TP-1620
- DASY52 52.8.8(1222); SEMCAD X 14.6.10(7331)

Configuration/Head/Area Scan (8x13x1): Measurement grid: dx=15mm, dy=15mm
Maximum value of SAR (measured) = 0.917 W/kg

Configuration/Head/Zoom Scan (5x5x7)/Cube 0: Measurement grid: dx=8mm, dy=8mm, dz=5mm
Reference Value = 17.80 V/m; Power Drift = -0.06 dB
Peak SAR (extrapolated) = 1.69 W/kg
SAR(1 g) = 0.718 W/kg; SAR(10 g) = 0.357 W/kg
Maximum value of SAR (measured) = 1.16 W/kg



0 dB = 1.16 W/kg = 0.63 dBW/kg

Date: 2016-4-21

Test Laboratory: HUAWEI SAR/HAC Lab

HUAWEI VNS-L53 LTE Band V 10M QPSK 1RB 25 offset 20600CH Front Side 15mm with Battery 2-Second Antenna

DUT: HUAWEI VNS-L53, VNS-L53; Type: Smart Phone; Serial: SAR2

Communication System: UID 0, LTE-FDD (SC-FDMA, 10MHz, QPSK/16-QAM) (0); Frequency: 844 MHz;Duty Cycle: 1:1
Medium parameters used: f = 844 MHz; σ = 1.013 S/m; ε_r = 55.793; ρ = 1000 kg/m^3
Phantom section: Flat Section

DASY Configuration:

- Probe: EX3DV4 - SN3744; ConvF(8.82, 8.82, 8.82); Calibrated: 2015-7-24;
- Sensor-Surface: 1.4mm (Mechanical Surface Detection), z = 1.0, 31.0
- Electronics: DAE4 Sn1236; Calibrated: 2015-11-23
- Phantom: SAM3; Type: SAM; Serial: TP-1597
- DASY52 52.8.8(1222); SEMCAD X 14.6.10(7331)

Configuration/Body/Area Scan (8x14x1): Measurement grid: dx=15mm, dy=15mm
Maximum value of SAR (measured) = 0.111 W/kg

Configuration/Body/Zoom Scan (6x6x7)/Cube 0: Measurement grid: dx=8mm, dy=8mm, dz=5mm
Reference Value = 8.868 V/m; Power Drift = 0.10 dB
Peak SAR (extrapolated) = 0.123 W/kg
SAR(1 g) = 0.090 W/kg; SAR(10 g) = 0.068 W/kg
Maximum value of SAR (measured) = 0.110 W/kg

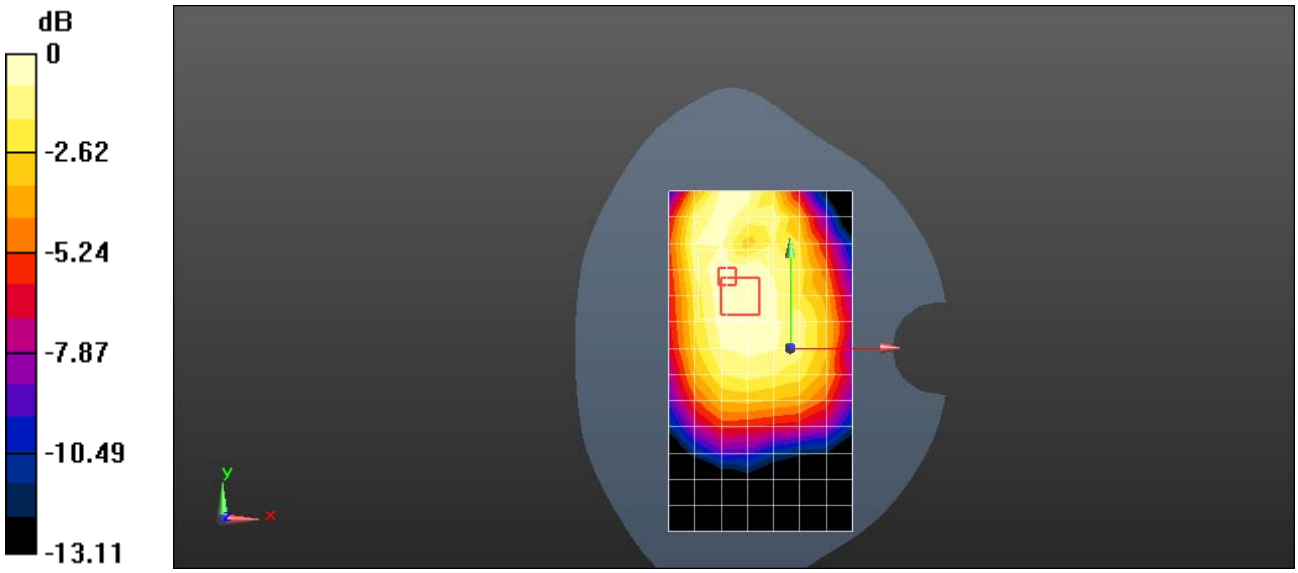

0 dB = 0.110 W/kg = -9.58 dBW/kg

Date: 2016-4-21

Test Laboratory: HUAWEI SAR/HAC Lab

HUAWEI VNS-L53 LTE Band V 10M QPSK 1RB 25 offset 20600CH Front Side 10mm with Battery 2-Second Antenna

DUT: HUAWEI VNS-L53, VNS-L53; Type: Smart Phone; Serial: SAR2

Communication System: UID 0, LTE-FDD (SC-FDMA, 10MHz, QPSK/16-QAM) (0); Frequency: 844 MHz;Duty Cycle: 1:1
Medium parameters used: f = 844 MHz; σ = 1.013 S/m; ε_r = 55.793; ρ = 1000 kg/m^3
Phantom section: Flat Section

DASY Configuration:

- Probe: EX3DV4 - SN3744; ConvF(8.82, 8.82, 8.82); Calibrated: 2015-7-24;
- Sensor-Surface: 1.4mm (Mechanical Surface Detection), z = 1.0, 31.0
- Electronics: DAE4 Sn1236; Calibrated: 2015-11-23
- Phantom: SAM3; Type: SAM; Serial: TP-1597
- DASY52 52.8.8(1222); SEMCAD X 14.6.10(7331)

Configuration/Body/Area Scan (8x14x1): Measurement grid: dx=15mm, dy=15mm
Maximum value of SAR (measured) = 0.912 W/kg

Configuration/Body/Zoom Scan (5x5x7)/Cube 0: Measurement grid: dx=8mm, dy=8mm, dz=5mm
Reference Value = 17.18 V/m; Power Drift = 0.06 dB
Peak SAR (extrapolated) = 1.38 W/kg
SAR(1 g) = 0.728 W/kg; SAR(10 g) = 0.395 W/kg
Maximum value of SAR (measured) = 1.14 W/kg

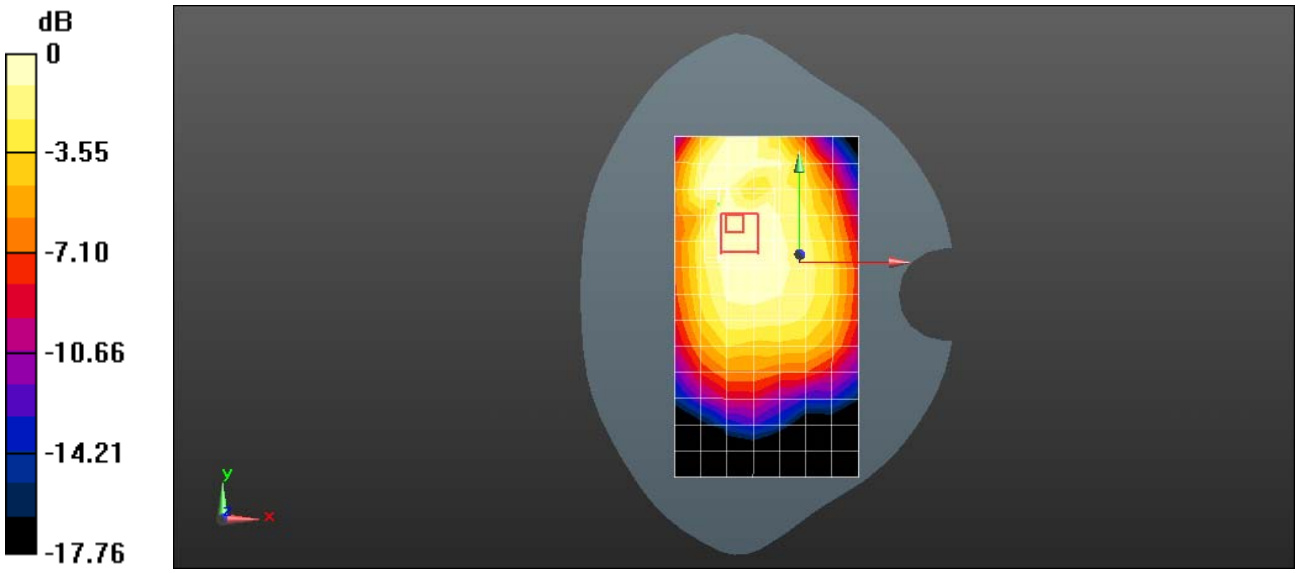

0 dB = 1.14 W/kg = 0.58 dBW/kg

Date: 2016-4-19

Test Laboratory: HUAWEI SAR/HAC Lab

HUAWEI VNS-L53 LTE Band VII 20M QPSK 1RB 50 offset 21100CH Right touch with Battery 2-Second Antenna

DUT: HUAWEI VNS-L53, VNS-L53; Type: Smart Phone; Serial: SAR1

Communication System: UID 0, LTE-FDD (SC-FDMA, 20MHz, QPSK/16-QAM) (0); Frequency: 2535 MHz;Duty Cycle: 1:1
Medium parameters used: f = 2535 MHz; σ = 1.905 S/m; ε_r = 40.191; ρ = 1000 kg/m^3
Phantom section: Right Section

DASY Configuration:

- ¿ Probe: ES3DV3 - SN3168; ConvF(4.48, 4.48, 4.48); Calibrated: 2015-9-28;
- ¿ Sensor-Surface: 3mm (Mechanical Surface Detection), z = 2.0, 32.0
- ¿ Electronics: DAE4 Sn851; Calibrated: 2015-7-20
- ¿ Phantom: SAM1; Type: SAM; Serial: TP-1475
- ¿ DASY52 52.8.8(1222);

Configuration/Head/Area Scan (9x16x1): Measurement grid: dx=12mm, dy=12mm

Maximum value of SAR (measured) = 0.337 W/kg

Configuration/Head/Zoom Scan (7x7x7)/Cube 0: Measurement grid: dx=5mm, dy=5mm, dz=5mm

Reference Value = 4.120 V/m; Power Drift = 0.14 dB
Peak SAR (extrapolated) = 0.672 W/kg
SAR(1 g) = 0.264 W/kg; SAR(10 g) = 0.133 W/kg
Maximum value of SAR (measured) = 0.353 W/kg

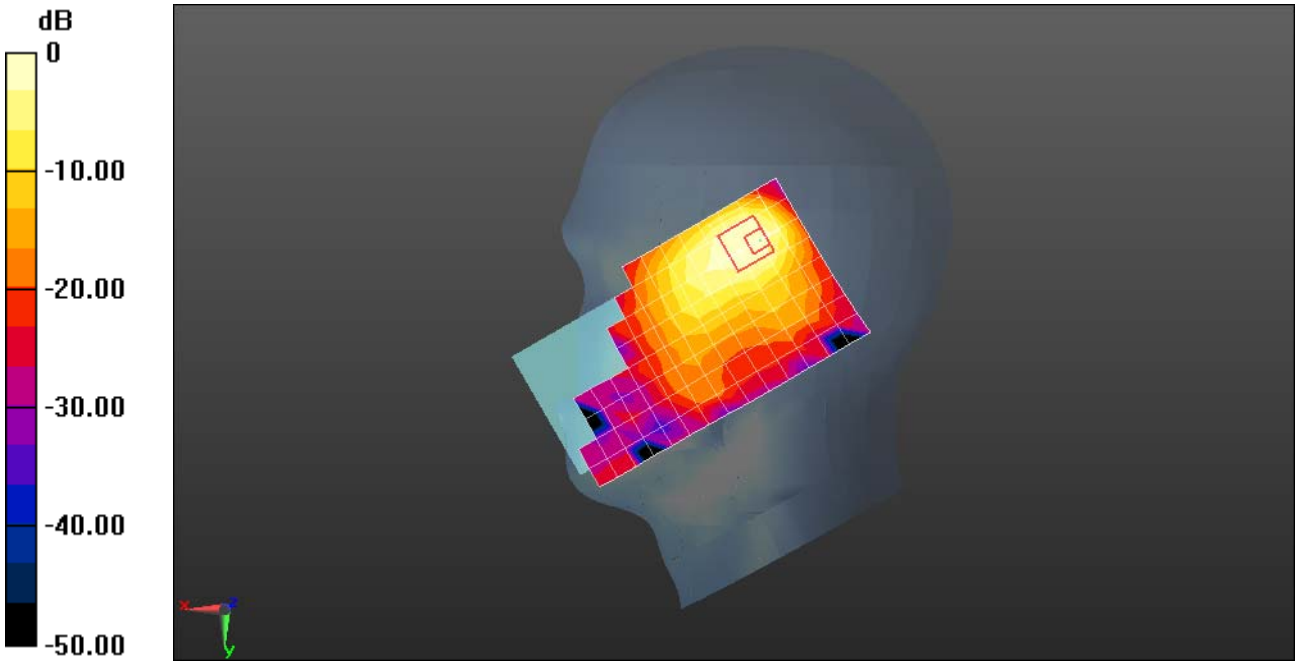

0 dB = 0.337 W/kg = -4.72 dBW/kg

Date: 2016-4-19

Test Laboratory: HUAWEI SAR/HAC Lab

HUAWEI VNS-L53 LTE Band VII 20M QPSK 1RB 50 offset 21100CH Front Side 15mm with Battery 2-Second Antenna

DUT: HUAWEI VNS-L53, VNS-L53; Type: Smart Phone; Serial: SAR2

Communication System: UID 0, LTE-FDD (SC-FDMA, 20MHz, QPSK/16-QAM) (0); Frequency: 2535 MHz;Duty Cycle: 1:1
Medium parameters used: f = 2535 MHz; σ = 2.024 S/m; ε_r = 54.111; ρ = 1000 kg/m^3
Phantom section: Flat Section

DASY Configuration:

- ¿ Probe: ES3DV3 - SN3168; ConvF(4.23, 4.23, 4.23); Calibrated: 2015-9-28;
- ¿ Sensor-Surface: 3mm (Mechanical Surface Detection), z = 2.0, 32.0
- ¿ Electronics: DAE4 Sn851; Calibrated: 2015-7-20
- ¿ Phantom: SAM1; Type: SAM; Serial: TP-1475
- ¿ DASY52 52.8.8(1222);

Configuration/Body/Area Scan (9x15x1): Measurement grid: dx=12mm, dy=12mm

Maximum value of SAR (measured) = 0.0263 W/kg

Configuration/Body/Zoom Scan (7x7x7)/Cube 0: Measurement grid: dx=5mm, dy=5mm, dz=5mm

Reference Value = 2.241 V/m; Power Drift = -0.01 dB
Peak SAR (extrapolated) = 0.0390 W/kg
SAR(1 g) = 0.021 W/kg; SAR(10 g) = 0.012 W/kg

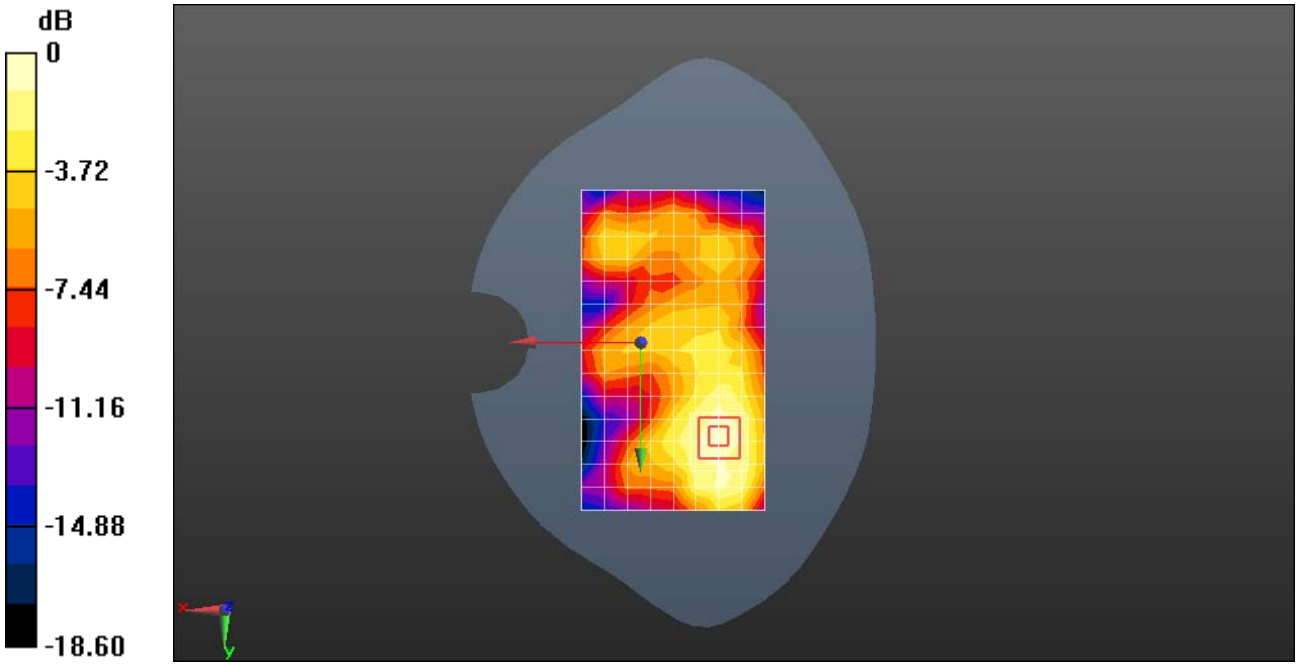

0 dB = 0.0263 W/kg = -15.80 dBW/kg

Date: 2016-4-19

Test Laboratory: HUAWEI SAR/HAC Lab

HUAWEI VNS-L53 LTE Band VII 20M QPSK 1RB 50 offset 21100CH Left Side 10mm with battery 2 -Second Antenna

DUT: HUAWEI VNS-L53, VNS-L53; Type: Smart Phone; Serial: SAR1

Communication System: UID 0, LTE-FDD (SC-FDMA, 20MHz, QPSK/16-QAM) (0); Frequency: 2535 MHz;Duty Cycle: 1:1
Medium parameters used: f = 2535 MHz; σ = 2.024 S/m; ε_r = 54.111; ρ = 1000 kg/m^3
Phantom section: Flat Section

DASY Configuration:

- ¿ Probe: ES3DV3 - SN3168; ConvF(4.23, 4.23, 4.23); Calibrated: 2015-9-28;
- ¿ Sensor-Surface: 3mm (Mechanical Surface Detection), z = 2.0, 32.0
- ¿ Electronics: DAE4 Sn851; Calibrated: 2015-7-20
- ¿ Phantom: SAM1; Type: SAM; Serial: TP-1475
- ¿ DASY52 52.8.8(1222);

Configuration/Body/Area Scan (7x15x1): Measurement grid: dx=12mm, dy=12mm

Maximum value of SAR (measured) = 0.365 W/kg

Configuration/Body/Zoom Scan (5x5x7)/Cube 0: Measurement grid: dx=8mm, dy=8mm, dz=5mm

Reference Value = 11.46 V/m; Power Drift = -0.01 dB
Peak SAR (extrapolated) = 0.635 W/kg
SAR(1 g) = 0.319 W/kg; SAR(10 g) = 0.161 W/kg
Maximum value of SAR (measured) = 0.410 W/kg

Configuration/Body/Zoom Scan (5x5x7)/Cube 1: Measurement grid: dx=8mm, dy=8mm, dz=5mm

Reference Value = 11.46 V/m; Power Drift = -0.01 dB
Peak SAR (extrapolated) = 0.526 W/kg
SAR(1 g) = 0.277 W/kg; SAR(10 g) = 0.146 W/kg
Maximum value of SAR (measured) = 0.350 W/kg

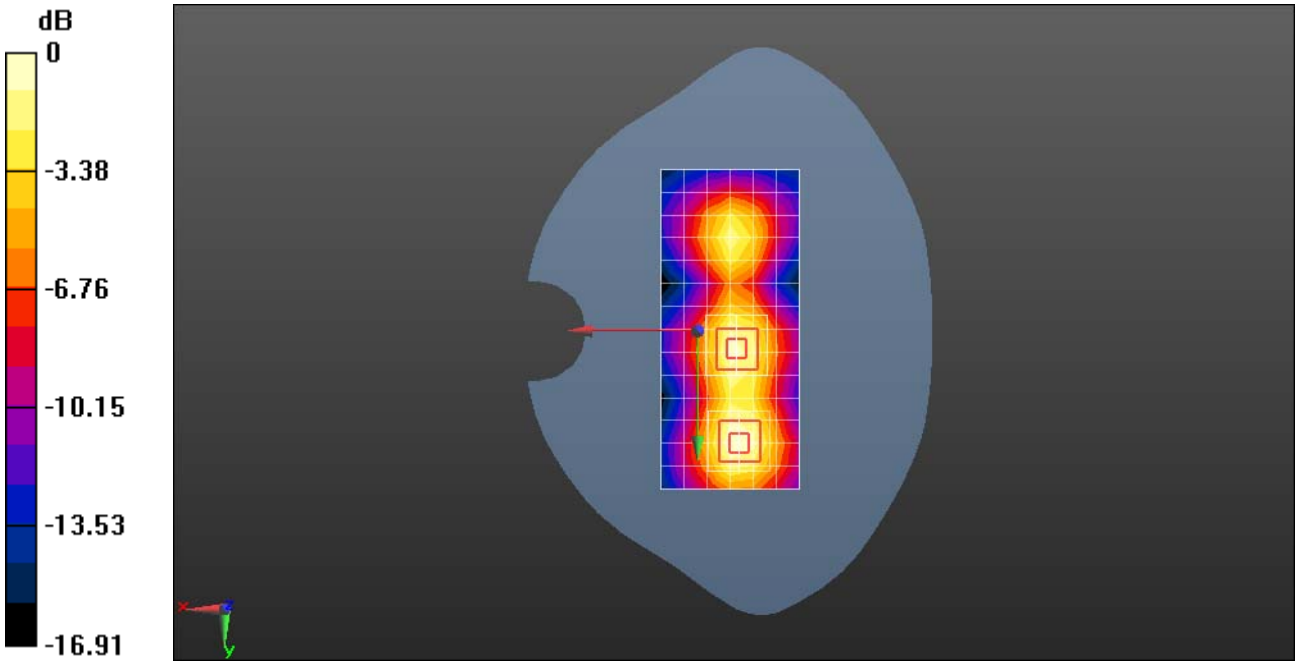

0 dB = 0.365 W/kg = -4.38 dBW/kg

Date: 2016-4-24

Test Laboratory: HUAWEI SAR/HAC Lab

HUAWEI VNS-L53 LTE Band XII 10M QPSK 1RB 25 offset 23130CH Right touch-Second Antenna

DUT: HUAWEI VNS-L53, VNS-L53; Type: Smart Phone; Serial: SAR2

Communication System: UID 0, LTE-FDD (SC-FDMA, 10MHz, QPSK/16-QAM) (0); Frequency: 711 MHz;Duty Cycle: 1:1
Medium parameters used: f = 711 MHz; σ = 0.863 S/m; ε_r = 43.049; ρ = 1000 kg/m^3
Phantom section: Right Section

DASY Configuration:

- Probe: EX3DV4 - SN3744; ConvF(9.44, 9.44, 9.44); Calibrated: 2015-7-24;
- Sensor-Surface: 1.4mm (Mechanical Surface Detection), z = 1.0, 31.0
- Electronics: DAE4 Sn1236; Calibrated: 2015-11-23
- Phantom: SAM3; Type: SAM; Serial: TP-1597
- DASY52 52.8.8(1222); SEMCAD X 14.6.10(7331)

Configuration/Head/Area Scan (8x13x1): Measurement grid: dx=15mm, dy=15mm
Maximum value of SAR (measured) = 1.20 W/kg

Configuration/Head/Zoom Scan (5x5x7)/Cube 0: Measurement grid: dx=8mm, dy=8mm, dz=5mm
Reference Value = 21.09 V/m; Power Drift = -0.19 dB
Peak SAR (extrapolated) = 2.03 W/kg
SAR(1 g) = 0.806 W/kg; SAR(10 g) = 0.393 W/kg
Maximum value of SAR (measured) = 1.28 W/kg

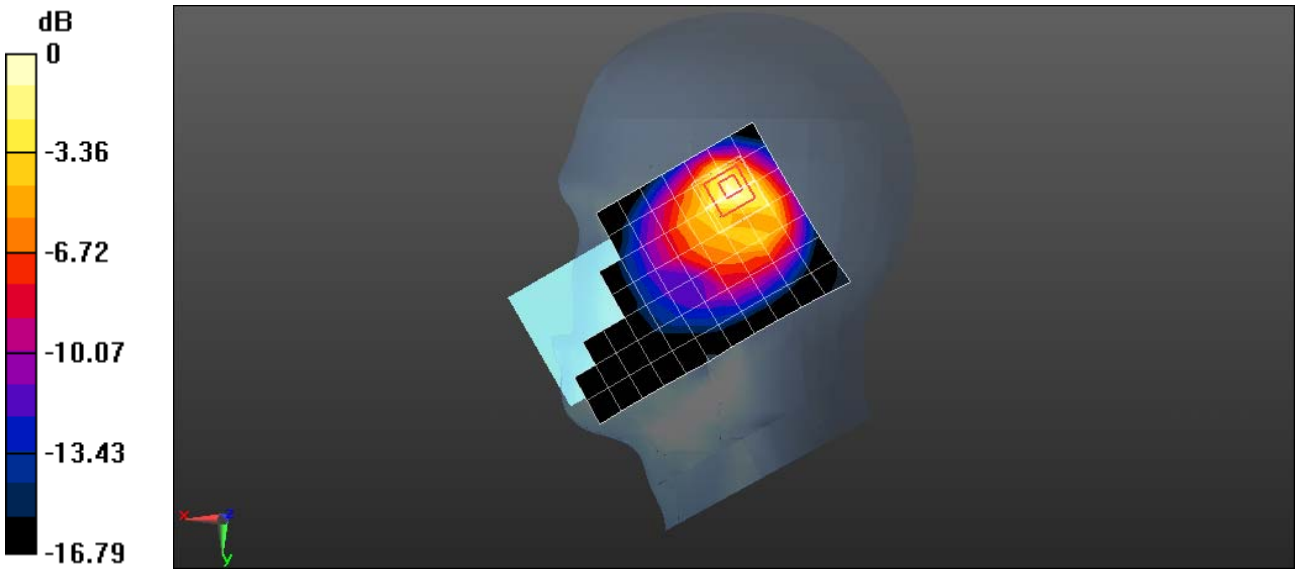

0 dB = 1.28 W/kg = 1.06 dBW/kg

Date: 2016-4-23

Test Laboratory: HUAWEI SAR/HAC Lab

HUAWEI VNS-L53 LTE Band XII 10M QPSK 1RB 25 offset 23095CH Back Side 15mm-Second Antenna

DUT: HUAWEI VNS-L53, VNS-L53; Type: Smart Phone; Serial: SAR2

Communication System: UID 0, LTE-FDD (SC-FDMA, 10MHz, QPSK/16-QAM) (0); Frequency: 707.5 MHz;Duty Cycle: 1:1
Medium parameters used (interpolated): f = 707.5 MHz; σ = 0.916 S/m; ε_r = 54.722; ρ = 1000 kg/m^3
Phantom section: Flat Section

DASY Configuration:

- Probe: EX3DV4 - SN3744; ConvF(9.01, 9.01, 9.01); Calibrated: 2015-7-24;
- Sensor-Surface: 1.4mm (Mechanical Surface Detection), z = 1.0, 31.0
- Electronics: DAE4 Sn1236; Calibrated: 2015-11-23
- Phantom: SAM4; Type: SAM; Serial: TP-1620
- DASY52 52.8.8(1222); SEMCAD X 14.6.10(7331)

Configuration/Body/Area Scan (8x13x1): Measurement grid: dx=15mm, dy=15mm

Info: Interpolated medium parameters used for SAR evaluation.
Maximum value of SAR (measured) = 0.220 W/kg

Configuration/Body/Zoom Scan (5x5x7)/Cube 0: Measurement grid: dx=8mm, dy=8mm, dz=5mm
Reference Value = 9.103 V/m; Power Drift = -0.03 dB
Peak SAR (extrapolated) = 0.261 W/kg
SAR(1 g) = 0.152 W/kg; SAR(10 g) = 0.090 W/kg

Info: Interpolated medium parameters used for SAR evaluation.
Maximum value of SAR (measured) = 0.221 W/kg

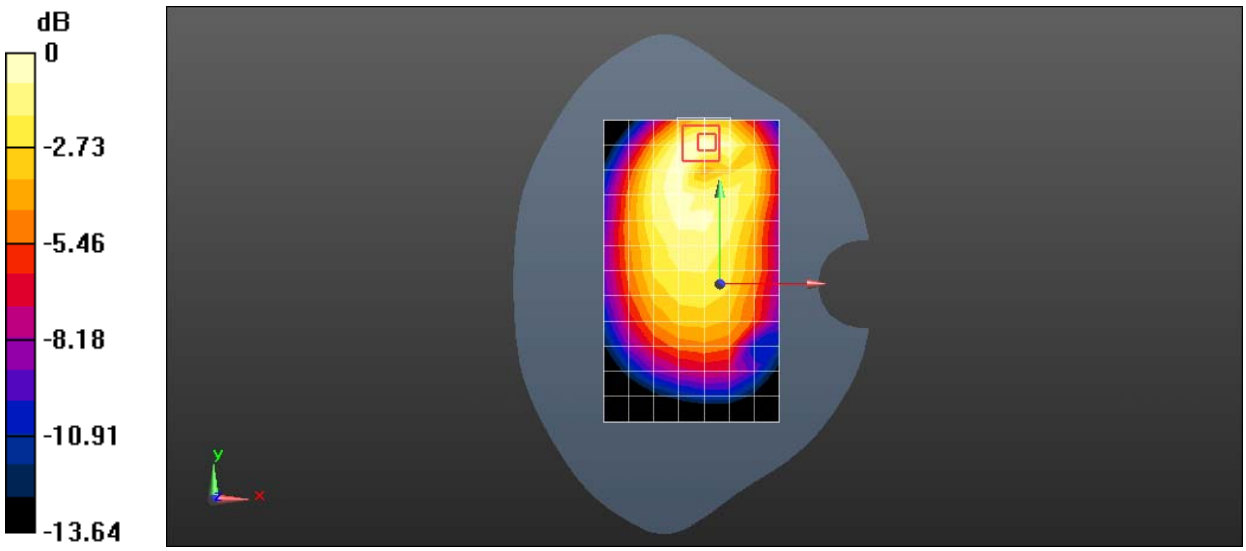

0 dB = 0.221 W/kg = -6.56 dBW/kg

Date: 2016-4-23

Test Laboratory: HUAWEI SAR/HAC Lab

HUAWEI VNS-L53 LTE Band XII 10M QPSK 1RB 25 offset 23060CH Back Side 10mm-Second Antenna

DUT: HUAWEI VNS-L53, VNS-L53; Type: Smart Phone; Serial: SAR2

Communication System: UID 0, LTE-FDD (SC-FDMA, 10MHz, QPSK/16-QAM) (0); Frequency: 704 MHz;Duty Cycle: 1:1
Medium parameters used: f = 704 MHz; σ = 0.912 S/m; ε_r = 54.757; ρ = 1000 kg/m^3
Phantom section: Flat Section

DASY Configuration:

- Probe: EX3DV4 - SN3744; ConvF(9.01, 9.01, 9.01); Calibrated: 2015-7-24;
- Sensor-Surface: 1.4mm (Mechanical Surface Detection), z = 1.0, 31.0
- Electronics: DAE4 Sn1236; Calibrated: 2015-11-23
- Phantom: SAM4; Type: SAM; Serial: TP-1620
- DASY52 52.8.8(1222); SEMCAD X 14.6.10(7331)

Configuration/Body/Area Scan (8x13x1): Measurement grid: dx=15mm, dy=15mm
Maximum value of SAR (measured) = 0.332 W/kg

Configuration/Body/Zoom Scan (7x6x7)/Cube 0: Measurement grid: dx=8mm, dy=8mm, dz=5mm
Reference Value = 11.74 V/m; Power Drift = -0.01 dB
Peak SAR (extrapolated) = 0.466 W/kg
SAR(1 g) = 0.249 W/kg; SAR(10 g) = 0.141 W/kg
Maximum value of SAR (measured) = 0.372 W/kg

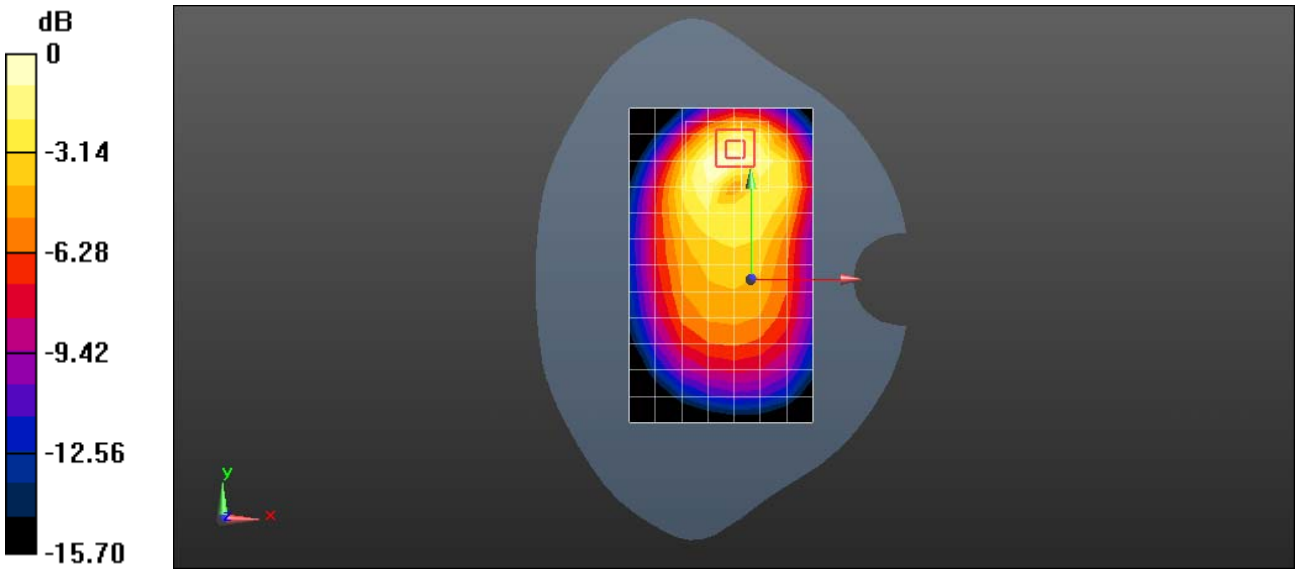

0 dB = 0.372 W/kg = -4.30 dBW/kg

Date: 2016-4-23

Test Laboratory: HUAWEI SAR/HAC Lab

HUAWEI VNS-L53 LTE Band XVII 10M QPSK 1RB 25 offset 23800CH Right touch-Second Antenna

DUT: HUAWEI VNS-L53, VNS-L53; Type: Smart Phone; Serial: SAR2

Communication System: UID 0, LTE-FDD (SC-FDMA, 10MHz, QPSK/16-QAM) (0); Frequency: 711 MHz;Duty Cycle: 1:1
Medium parameters used: f = 711 MHz; σ = 0.863 S/m; ε_r = 43.049; ρ = 1000 kg/m^3
Phantom section: Right Section

DASY Configuration:

- Probe: EX3DV4 - SN3744; ConvF(9.44, 9.44, 9.44); Calibrated: 2015-7-24;
- Sensor-Surface: 1.4mm (Mechanical Surface Detection), z = 1.0, 31.0
- Electronics: DAE4 Sn1236; Calibrated: 2015-11-23
- Phantom: SAM3; Type: SAM; Serial: TP-1597
- DASY52 52.8.8(1222); SEMCAD X 14.6.10(7331)

Configuration/Head/Area Scan (8x13x1): Measurement grid: dx=15mm, dy=15mm
Maximum value of SAR (measured) = 1.13 W/kg

Configuration/Head/Zoom Scan (5x5x7)/Cube 0: Measurement grid: dx=8mm, dy=8mm, dz=5mm
Reference Value = 20.35 V/m; Power Drift = 0.13 dB
Peak SAR (extrapolated) = 2.17 W/kg
SAR(1 g) = 0.916 W/kg; SAR(10 g) = 0.460 W/kg
Maximum value of SAR (measured) = 1.44 W/kg



0 dB = 1.44 W/kg = 1.59 dBW/kg

Date: 2016-4-21

Test Laboratory: HUAWEI SAR/HAC Lab

HUAWEI VNS-L53 LTE Band XVII 10M QPSK 1RB 25 offset 23790CH Back Side 15mm with SIM2-Second Antenna

DUT: HUAWEI VNS-L53, VNS-L53; Type: Smart Phone; Serial: SAR2

Communication System: UID 0, LTE-FDD (SC-FDMA, 10MHz, QPSK/16-QAM) (0); Frequency: 710 MHz;Duty Cycle: 1:1
Medium parameters used: f = 710 MHz; σ = 0.919 S/m; ε_r = 54.695; ρ = 1000 kg/m^3
Phantom section: Flat Section

DASY Configuration:

- Probe: EX3DV4 - SN3744; ConvF(9.01, 9.01, 9.01); Calibrated: 2015-7-24;
- Sensor-Surface: 1.4mm (Mechanical Surface Detection), z = 1.0, 31.0
- Electronics: DAE4 Sn1236; Calibrated: 2015-11-23
- Phantom: SAM4; Type: SAM; Serial: TP-1597
- DASY52 52.8.8(1222); SEMCAD X 14.6.10(7331)

Configuration/Body/Area Scan (8x14x1): Measurement grid: dx=15mm, dy=15mm
Maximum value of SAR (measured) = 0.380 W/kg

Configuration/Body/Zoom Scan (7x9x7)/Cube 0: Measurement grid: dx=8mm, dy=8mm, dz=5mm
Reference Value = 14.70 V/m; Power Drift = 0.14 dB
Peak SAR (extrapolated) = 0.475 W/kg
SAR(1 g) = 0.280 W/kg; SAR(10 g) = 0.206 W/kg
Maximum value of SAR (measured) = 0.401 W/kg

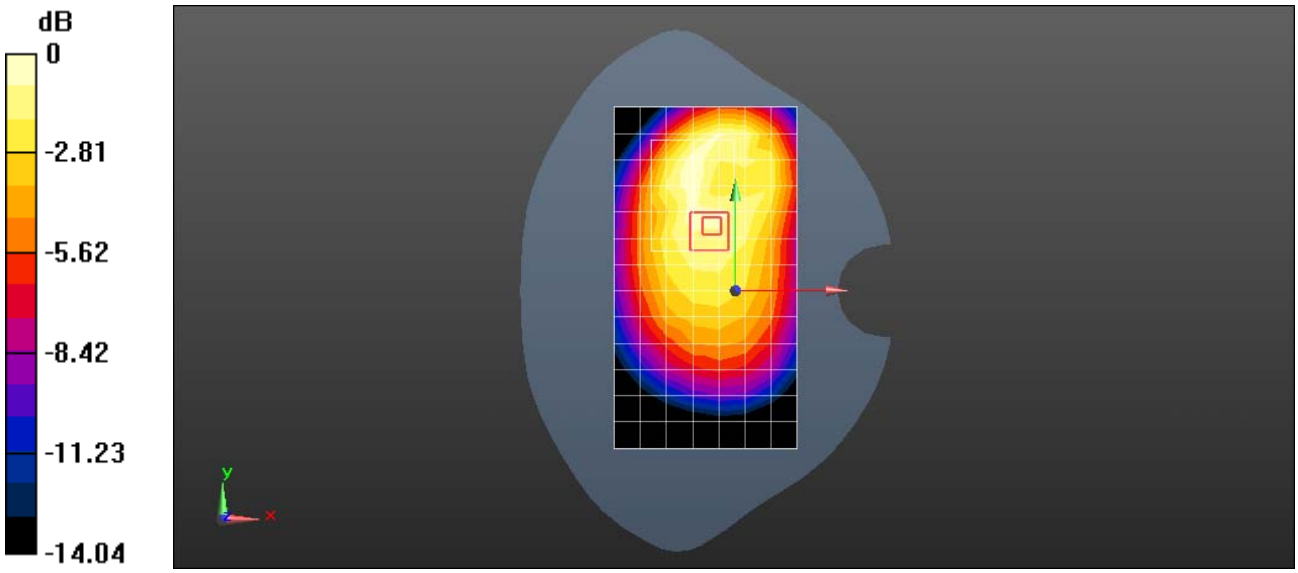

0 dB = 0.401 W/kg = -3.97 dBW/kg

Date: 2016-4-22

Test Laboratory: HUAWEI SAR/HAC Lab

HUAWEI VNS-L53 LTE Band XVII 10M QPSK 1RB 25 offset 23790CH Front Side 10mm-Second Antenna

DUT: HUAWEI VNS-L53, VNS-L53; Type: Smart Phone; Serial: SAR2

Communication System: UID 0, LTE-FDD (SC-FDMA, 10MHz, QPSK/16-QAM) (0); Frequency: 710 MHz;Duty Cycle: 1:1
Medium parameters used: f = 710 MHz; σ = 0.919 S/m; ε_r = 54.695; ρ = 1000 kg/m^3
Phantom section: Flat Section

DASY Configuration:

- Probe: EX3DV4 - SN3744; ConvF(9.01, 9.01, 9.01); Calibrated: 2015-7-24;
- Sensor-Surface: 1.4mm (Mechanical Surface Detection), z = 1.0, 31.0
- Electronics: DAE4 Sn1236; Calibrated: 2015-11-23
- Phantom: SAM4; Type: SAM; Serial: TP-1597
- DASY52 52.8.8(1222); SEMCAD X 14.6.10(7331)

Configuration/Body/Area Scan (8x14x1): Measurement grid: dx=15mm, dy=15mm
Maximum value of SAR (measured) = 0.642 W/kg

Configuration/Body/Zoom Scan (5x5x7)/Cube 0: Measurement grid: dx=8mm, dy=8mm, dz=5mm
Reference Value = 14.87 V/m; Power Drift = 0.08 dB
Peak SAR (extrapolated) = 0.988 W/kg
SAR(1 g) = 0.517 W/kg; SAR(10 g) = 0.288 W/kg
Maximum value of SAR (measured) = 0.748 W/kg

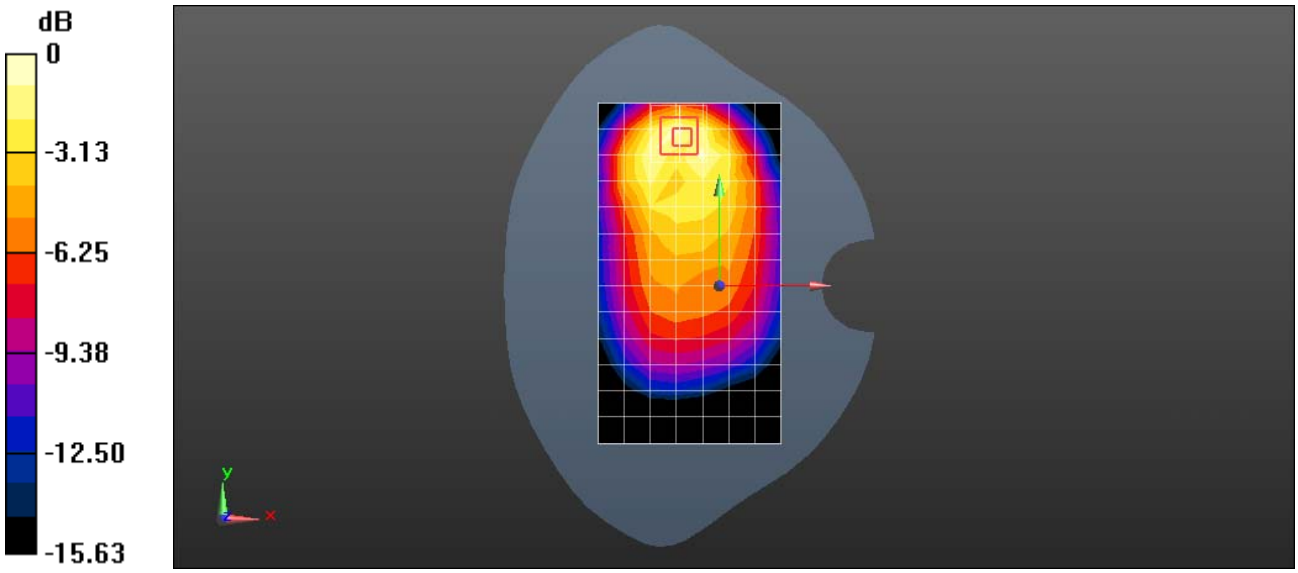

0 dB = 0.748 W/kg = -1.26 dBW/kg

Date: 2016-4-20

Test Laboratory: HUAWEI SAR/HAC Lab

HUAWEI VNS-L53 GSM850 251CH Right touch with Battery 2-Main Antenna

DUT: HUAWEI VNS-L53, VNS-L53; Type: Smart Phone; Serial: SAR2

Communication System: UID 0, HW-GSM\GPRS\EGPRS-1TS (0); Frequency: 848.8 MHz;Duty Cycle: 1:8.30042
Medium parameters used: f = 849 MHz; σ = 0.894 S/m; ε_r = 41.617; ρ = 1000 kg/m^3
Phantom section: Right Section

DASY Configuration:

- Probe: EX3DV4 - SN3744; ConvF(8.77, 8.77, 8.77); Calibrated: 2015-7-24;
- Sensor-Surface: 1.4mm (Mechanical Surface Detection), z = 1.0, 31.0
- Electronics: DAE4 Sn1236; Calibrated: 2015-11-23
- Phantom: SAM4; Type: SAM; Serial: TP-1620
- DASY52 52.8.8(1222); SEMCAD X 14.6.10(7331)

Configuration/Head/Area Scan (8x13x1): Measurement grid: dx=15mm, dy=15mm
Maximum value of SAR (measured) = 0.339 W/kg

Configuration/Head/Zoom Scan (6x6x7)/Cube 0: Measurement grid: dx=8mm, dy=8mm, dz=5mm
Reference Value = 8.073 V/m; Power Drift = 0.10 dB
Peak SAR (extrapolated) = 0.381 W/kg
SAR(1 g) = 0.291 W/kg; SAR(10 g) = 0.223 W/kg
Maximum value of SAR (measured) = 0.350 W/kg

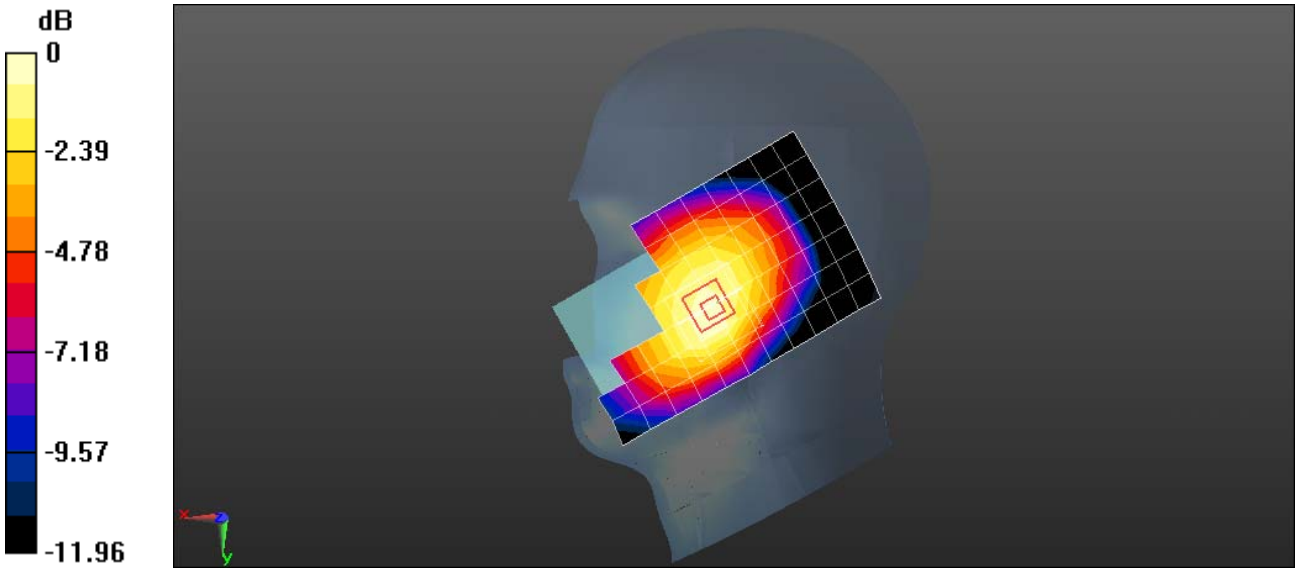

0 dB = 0.350 W/kg = -4.56 dBW/kg

Date: 2016-4-20

Test Laboratory: HUAWEI SAR/HAC Lab

HUAWEI VNS-L53 GSM850 190CH Back Side 15mm with Battery 2-Main Antenna

DUT: HUAWEI VNS-L53, VNS-L53; Type: Smart Phone; Serial: SAR2

Communication System: UID 0, HW-GSM\GPRS\EGPRS-1TS (0); Frequency: 836.6 MHz;Duty Cycle: 1:8.30042
Medium parameters used: f = 837 MHz; σ = 1.006 S/m; ε_r = 55.871; ρ = 1000 kg/m^3
Phantom section: Flat Section

DASY Configuration:

- Probe: EX3DV4 - SN3744; ConvF(8.82, 8.82, 8.82); Calibrated: 2015-7-24;
- Sensor-Surface: 1.4mm (Mechanical Surface Detection), z = 1.0, 31.0
- Electronics: DAE4 Sn1236; Calibrated: 2015-11-23
- Phantom: SAM3; Type: SAM; Serial: TP-1597
- DASY52 52.8.8(1222); SEMCAD X 14.6.10(7331)

Configuration/Body/Area Scan (8x13x1): Measurement grid: dx=15mm, dy=15mm
Maximum value of SAR (measured) = 0.356 W/kg

Configuration/Body/Zoom Scan (5x5x7)/Cube 0: Measurement grid: dx=8mm, dy=8mm, dz=5mm
Reference Value = 16.63 V/m; Power Drift = 0.08 dB
Peak SAR (extrapolated) = 0.392 W/kg
SAR(1 g) = 0.293 W/kg; SAR(10 g) = 0.224 W/kg
Maximum value of SAR (measured) = 0.357 W/kg

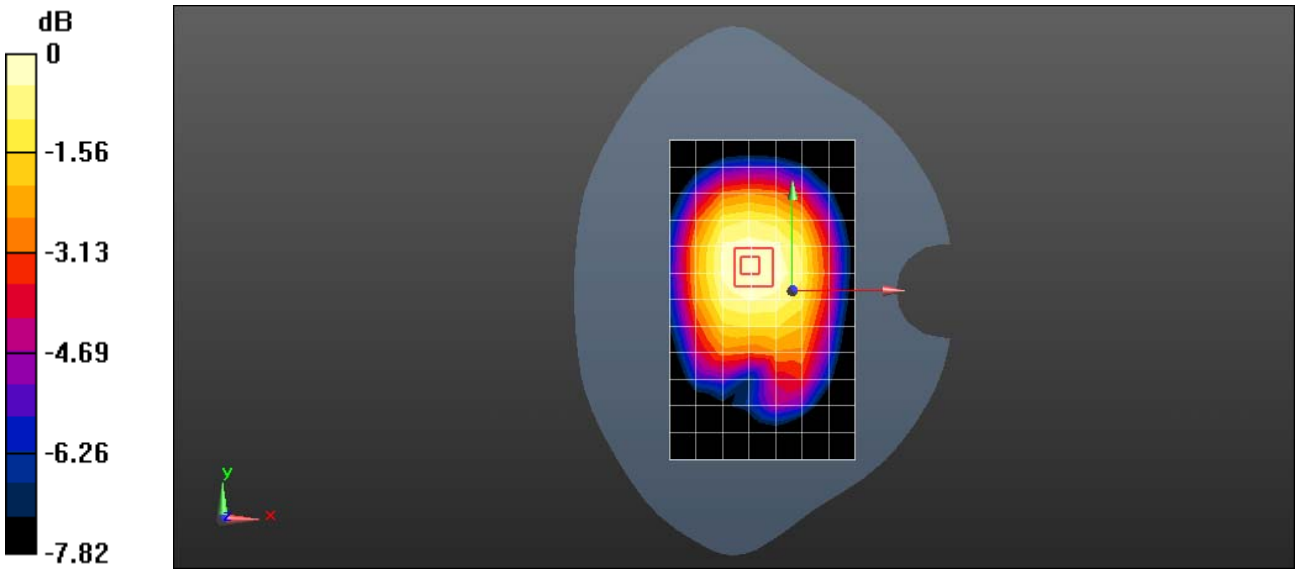

0 dB = 0.357 W/kg = -4.47 dBW/kg

Date: 2016-4-20

Test Laboratory: HUAWEI SAR/HAC Lab

HUAWEI VNS-L53 GSM850 GPRS 2TS 190CH Right Side 10mm-Main Antenna

DUT: HUAWEI VNS-L53, VNS-L53; Type: Smart Phone; Serial: SAR2

Communication System: UID 0, HW-GSM\GPRS\EGPRS-2TS (0); Frequency: 836.6 MHz;Duty Cycle: 1:4.10015
Medium parameters used: f = 837 MHz; σ = 1.006 S/m; ε_r = 55.871; ρ = 1000 kg/m^3
Phantom section: Flat Section

DASY Configuration:

- Probe: EX3DV4 - SN3744; ConvF(8.82, 8.82, 8.82); Calibrated: 2015-7-24;
- Sensor-Surface: 1.4mm (Mechanical Surface Detection), z = 1.0, 31.0
- Electronics: DAE4 Sn1236; Calibrated: 2015-11-23
- Phantom: SAM3; Type: SAM; Serial: TP-1597
- DASY52 52.8.8(1222); SEMCAD X 14.6.10(7331)

Configuration/Body/Area Scan (5x13x1): Measurement grid: dx=15mm, dy=15mm
Maximum value of SAR (measured) = 0.452 W/kg

Configuration/Body/Zoom Scan (5x5x7)/Cube 0: Measurement grid: dx=8mm, dy=8mm, dz=5mm
Reference Value = 17.56 V/m; Power Drift = 0.10 dB
Peak SAR (extrapolated) = 0.533 W/kg
SAR(1 g) = 0.341 W/kg; SAR(10 g) = 0.229 W/kg
Maximum value of SAR (measured) = 0.463 W/kg

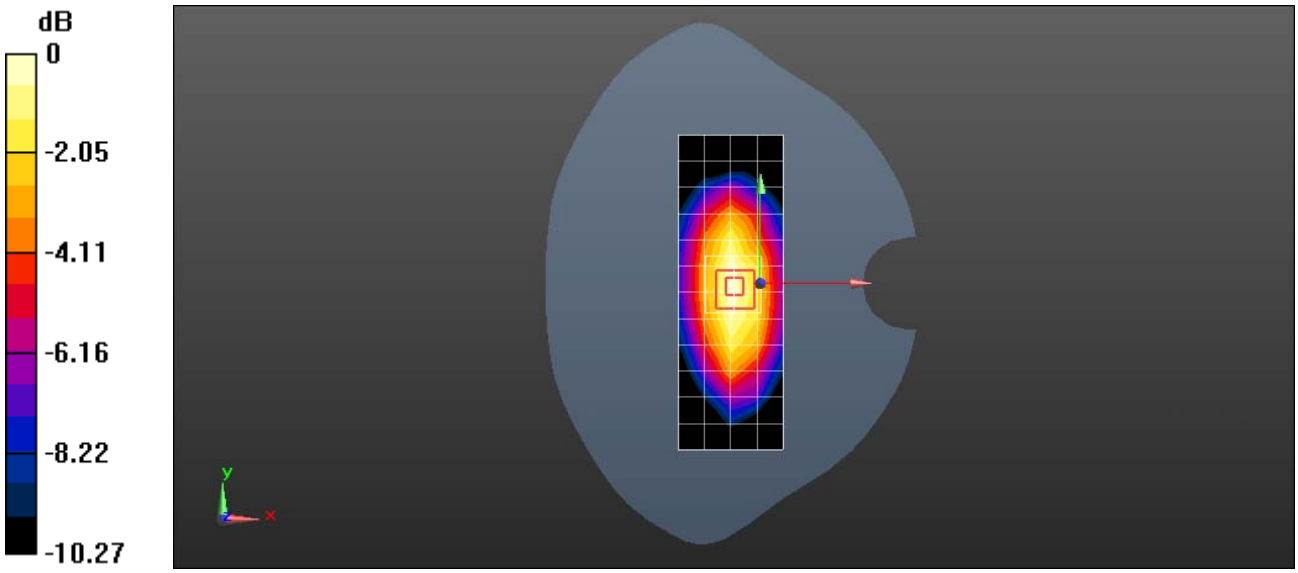

0 dB = 0.463 W/kg = -3.35 dBW/kg

Date: 2016-4-14

Test Laboratory: HUAWEI SAR/HAC Lab

HUAWEI VNS-L53 GSM1900 661CH Right touch-Main Antenna

DUT: HUAWEI VNS-L53, VNS-L53; Type: Smart Phone; Serial: SAR2

Communication System: UID 0, HW-GSM\GPRS\EGPRS-1TS (0); Frequency: 1880 MHz;Duty Cycle: 1:8.30042
Medium parameters used: f = 1880 MHz; σ = 1.429 S/m; ε_r = 40.548; ρ = 1000 kg/m^3
Phantom section: Right Section

DASY Configuration:

- Probe: EX3DV4 - SN3744; ConvF(7.54, 7.54, 7.54); Calibrated: 2015-7-24;
- Sensor-Surface: 1.4mm (Mechanical Surface Detection), z = 1.0, 31.0
- Electronics: DAE4 Sn1236; Calibrated: 2015-11-23
- Phantom: SAM4; Type: SAM; Serial: TP-1620
- DASY52 52.8.8(1222); SEMCAD X 14.6.10(7331)

Configuration/Head/Area Scan (8x13x1): Measurement grid: dx=15mm, dy=15mm
Maximum value of SAR (measured) = 0.137 W/kg

Configuration/Head/Zoom Scan (5x5x7)/Cube 0: Measurement grid: dx=8mm, dy=8mm, dz=5mm
Reference Value = 3.235 V/m; Power Drift = 0.11 dB
Peak SAR (extrapolated) = 0.209 W/kg
SAR(1 g) = 0.137 W/kg; SAR(10 g) = 0.085 W/kg
Maximum value of SAR (measured) = 0.161 W/kg

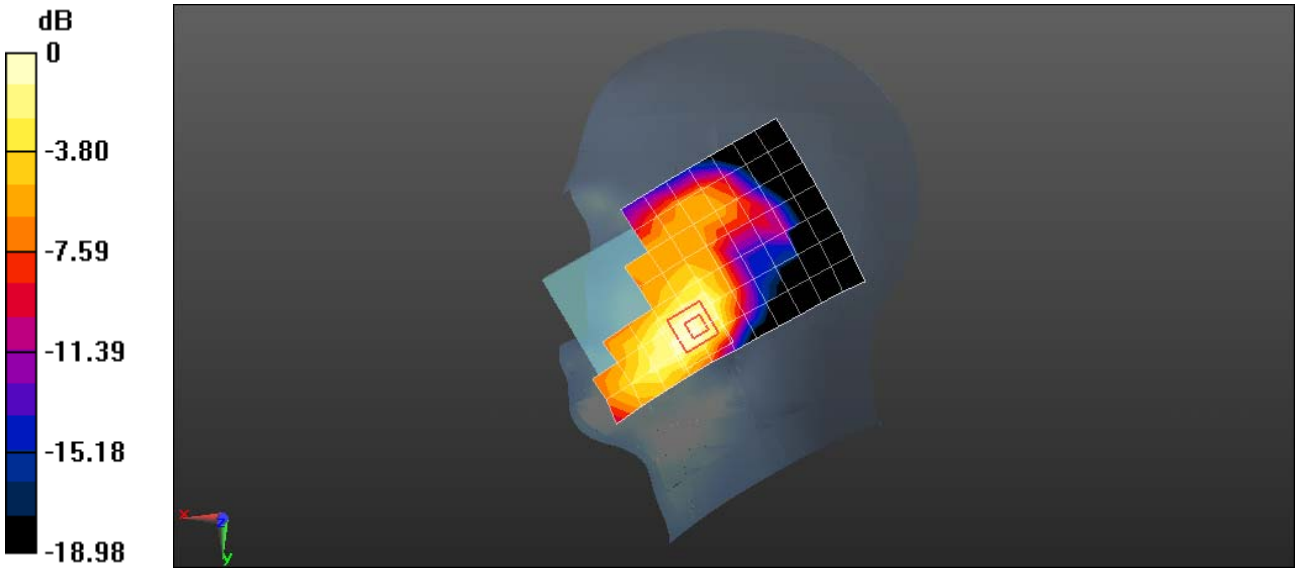

0 dB = 0.161 W/kg = -7.93 dBW/kg

Date: 2016-4-17

Test Laboratory: HUAWEI SAR/HAC Lab

HUAWEI VNS-L53 GSM1900 661CH Back side 15mm with SIM2-Main Antenna

DUT: HUAWEI VNS-L53, VNS-L53; Type: Smart Phone; Serial: SAR2

Communication System: UID 0, HW-GSM\GPRS\EGPRS-1TS (0); Frequency: 1880 MHz;Duty Cycle: 1:8.30042
Medium parameters used: f = 1880 MHz; σ = 1.512 S/m; ε_r = 54.028; ρ = 1000 kg/m^3
Phantom section: Flat Section

DASY Configuration:

- Probe: EX3DV4 - SN3744; ConvF(7.24, 7.24, 7.24); Calibrated: 2015-7-24;
- Sensor-Surface: 1.4mm (Mechanical Surface Detection), z = 1.0, 31.0
- Electronics: DAE4 Sn1236; Calibrated: 2015-11-23
- Phantom: SAM3; Type: SAM; Serial: TP-1597
- DASY52 52.8.8(1222); SEMCAD X 14.6.10(7331)

Configuration/Body/Area Scan (8x13x1): Measurement grid: dx=15mm, dy=15mm
Maximum value of SAR (measured) = 0.566 W/kg

Configuration/Body/Zoom Scan (5x5x7)/Cube 0: Measurement grid: dx=8mm, dy=8mm, dz=5mm
Reference Value = 3.901 V/m; Power Drift = -0.04 dB
Peak SAR (extrapolated) = 0.695 W/kg
SAR(1 g) = 0.435 W/kg; SAR(10 g) = 0.255 W/kg
Maximum value of SAR (measured) = 0.528 W/kg

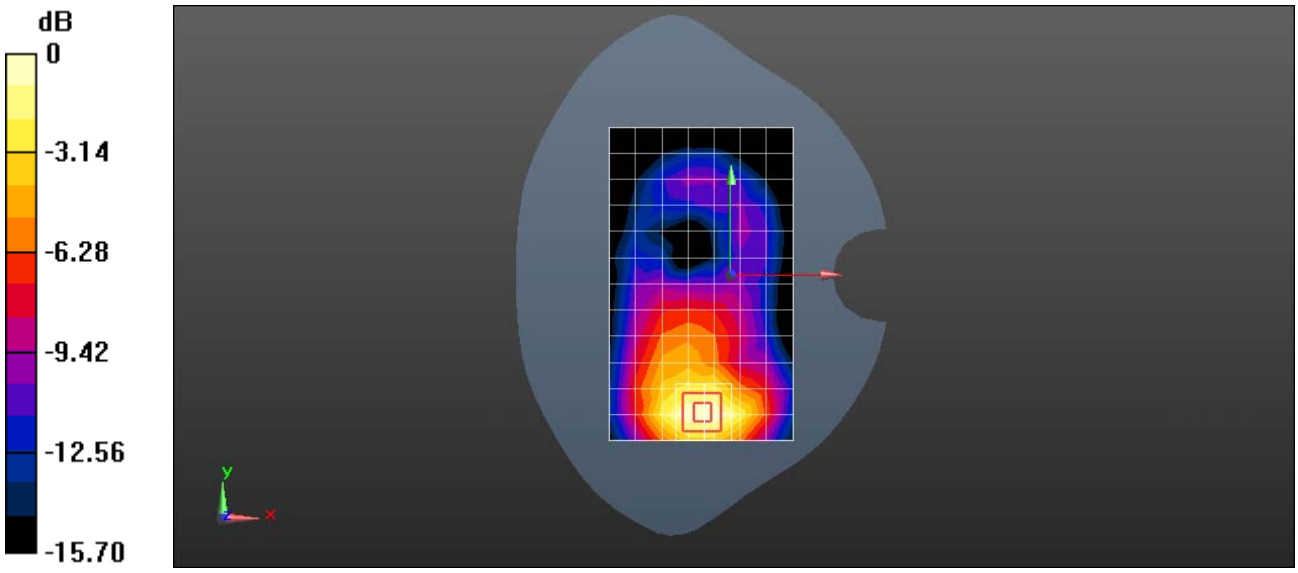

0 dB = 0.528 W/kg = -2.78 dBW/kg

Date: 2016-4-17

Test Laboratory: HUAWEI SAR/HAC Lab

HUAWEI VNS-L53 GSM1900 GPRS 2TS 661CH Bottom side 10mm-Main Antenna

DUT: HUAWEI VNS-L53, VNS-L53; Type: Smart Phone; Serial: SAR2

Communication System: UID 0, HW-GSM\GPRS\EGPRS-2TS (0); Frequency: 1880 MHz;Duty Cycle: 1:4.10015
Medium parameters used: f = 1880 MHz; σ = 1.512 S/m; ε_r = 54.028; ρ = 1000 kg/m^3
Phantom section: Flat Section

DASY Configuration:

- Probe: EX3DV4 - SN3744; ConvF(7.24, 7.24, 7.24); Calibrated: 2015-7-24;
- Sensor-Surface: 1.4mm (Mechanical Surface Detection), z = 1.0, 31.0
- Electronics: DAE4 Sn1236; Calibrated: 2015-11-23
- Phantom: SAM3; Type: SAM; Serial: TP-1597
- DASY52 52.8.8(1222); SEMCAD X 14.6.10(7331)

Configuration/Body/Area Scan (5x9x1): Measurement grid: dx=15mm, dy=15mm
Maximum value of SAR (measured) = 0.753 W/kg

Configuration/Body/Zoom Scan (5x5x7)/Cube 0: Measurement grid: dx=8mm, dy=8mm, dz=5mm
Reference Value = 17.80 V/m; Power Drift = 0.18 dB
Peak SAR (extrapolated) = 1.17 W/kg
SAR(1 g) = 0.688 W/kg; SAR(10 g) = 0.367 W/kg
Maximum value of SAR (measured) = 0.886 W/kg

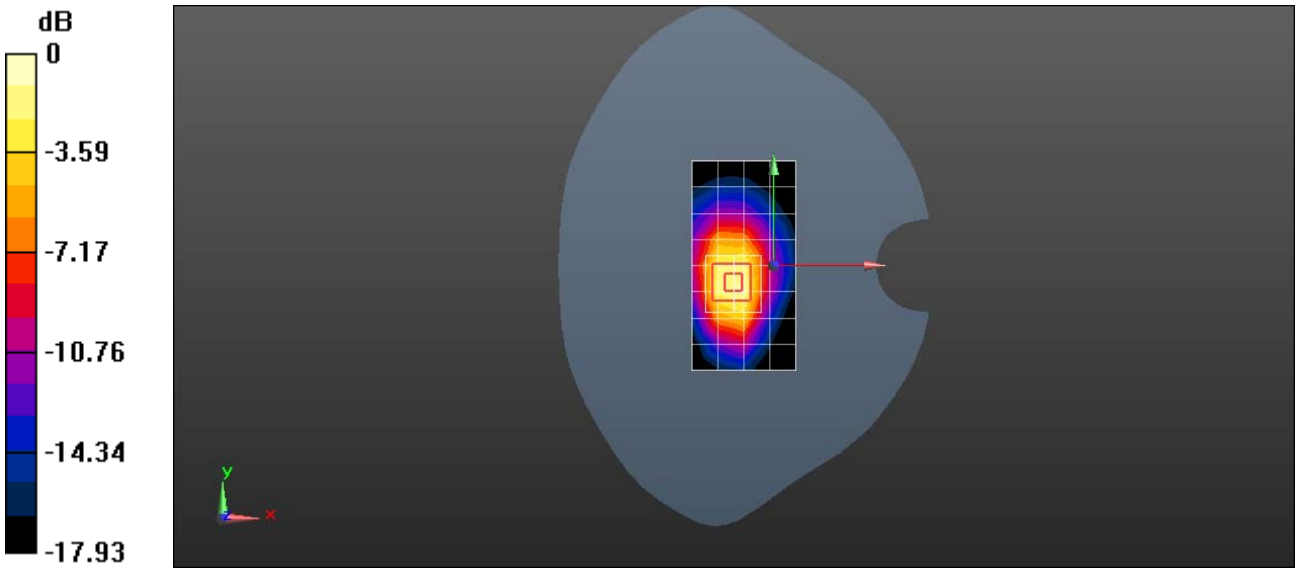

0 dB = 0.886 W/kg = -0.53 dBW/kg

Date: 2016-4-16

Test Laboratory: HUAWEI SAR/HAC Lab

HUAWEI VNS-L53 UMTS Band II 9262CH Right touch-Main Antenna

DUT: HUAWEI VNS-L53, VNS-L53; Type: Smart Phone; Serial: SAR2

Communication System: UID 0, HW-UMTS-FDD(WCDMA) (0); Frequency: 1852.4 MHz;Duty Cycle: 1:1
Medium parameters used (interpolated): f = 1852.4 MHz; σ = 1.408 S/m; ε_r = 40.624; ρ = 1000 kg/m^3
Phantom section: Right Section

DASY Configuration:

- Probe: EX3DV4 - SN3744; ConvF(7.54, 7.54, 7.54); Calibrated: 2015-7-24;
- Sensor-Surface: 1.4mm (Mechanical Surface Detection), z = 1.0, 31.0
- Electronics: DAE4 Sn1236; Calibrated: 2015-11-23
- Phantom: SAM4; Type: SAM; Serial: TP-1620
- DASY52 52.8.8(1222); SEMCAD X 14.6.10(7331)

Configuration/Head/Area Scan (8x13x1): Measurement grid: dx=15mm, dy=15mm

Info: Interpolated medium parameters used for SAR evaluation.
Maximum value of SAR (measured) = 0.246 W/kg

Configuration/Head/Zoom Scan (5x5x7)/Cube 0: Measurement grid: dx=8mm, dy=8mm, dz=5mm
Reference Value = 4.546 V/m; Power Drift = 0.13 dB
Peak SAR (extrapolated) = 0.354 W/kg
SAR(1 g) = 0.237 W/kg; SAR(10 g) = 0.149 W/kg

Info: Interpolated medium parameters used for SAR evaluation.
Maximum value of SAR (measured) = 0.279 W/kg

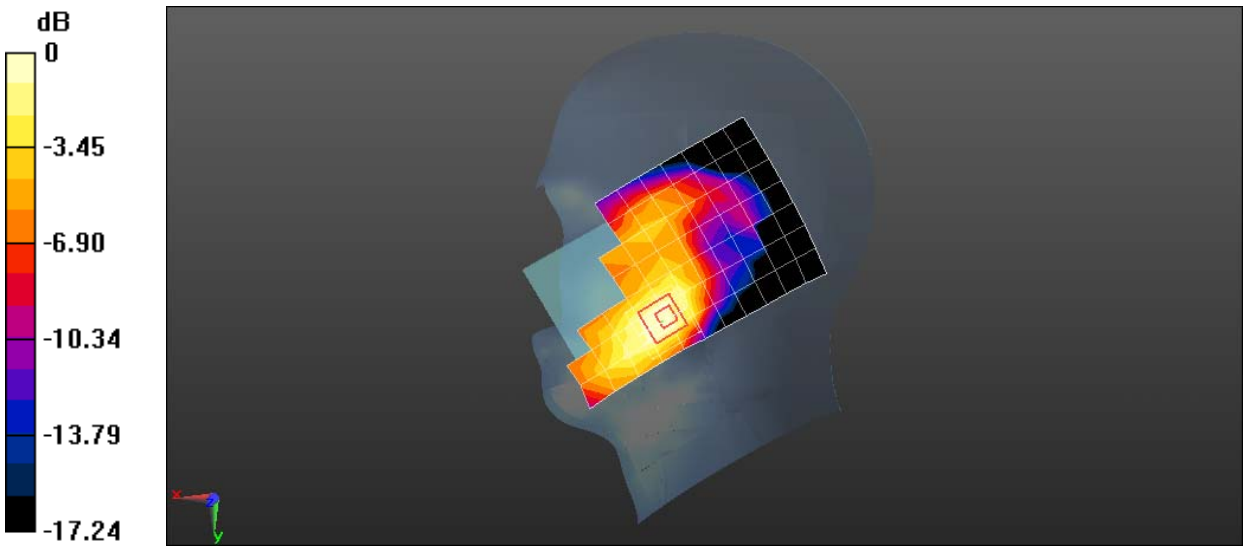

0 dB = 0.279 W/kg = -5.55 dBW/kg

Date: 2016-4-16

Test Laboratory: HUAWEI SAR/HAC Lab

HUAWEI VNS-L53 UMTS Band II 9538CH Front side 15mm with Battery 2-Main Antenna

DUT: HUAWEI VNS-L53, VNS-L53; Type: Smart Phone; Serial: SAR2

Communication System: UID 0, HW-UMTS-FDD(WCDMA) (0); Frequency: 1907.6 MHz;Duty Cycle: 1:1
Medium parameters used: f = 1908 MHz; σ = 1.536 S/m; ε_r = 53.889; ρ = 1000 kg/m^3
Phantom section: Flat Section

DASY Configuration:

- Probe: EX3DV4 - SN3744; ConvF(7.24, 7.24, 7.24); Calibrated: 2015-7-24;
- Sensor-Surface: 1.4mm (Mechanical Surface Detection), z = 1.0, 31.0
- Electronics: DAE4 Sn1236; Calibrated: 2015-11-23
- Phantom: SAM3; Type: SAM; Serial: TP-1597
- DASY52 52.8.8(1222); SEMCAD X 14.6.10(7331)

Configuration/Body/Area Scan (8x14x1): Measurement grid: dx=15mm, dy=15mm
Maximum value of SAR (measured) = 0.768 W/kg

Configuration/Body/Zoom Scan (5x5x7)/Cube 0: Measurement grid: dx=8mm, dy=8mm, dz=5mm
Reference Value = 6.144 V/m; Power Drift = 0.05 dB
Peak SAR (extrapolated) = 1.15 W/kg
SAR(1 g) = 0.724 W/kg; SAR(10 g) = 0.422 W/kg
Maximum value of SAR (measured) = 0.878 W/kg

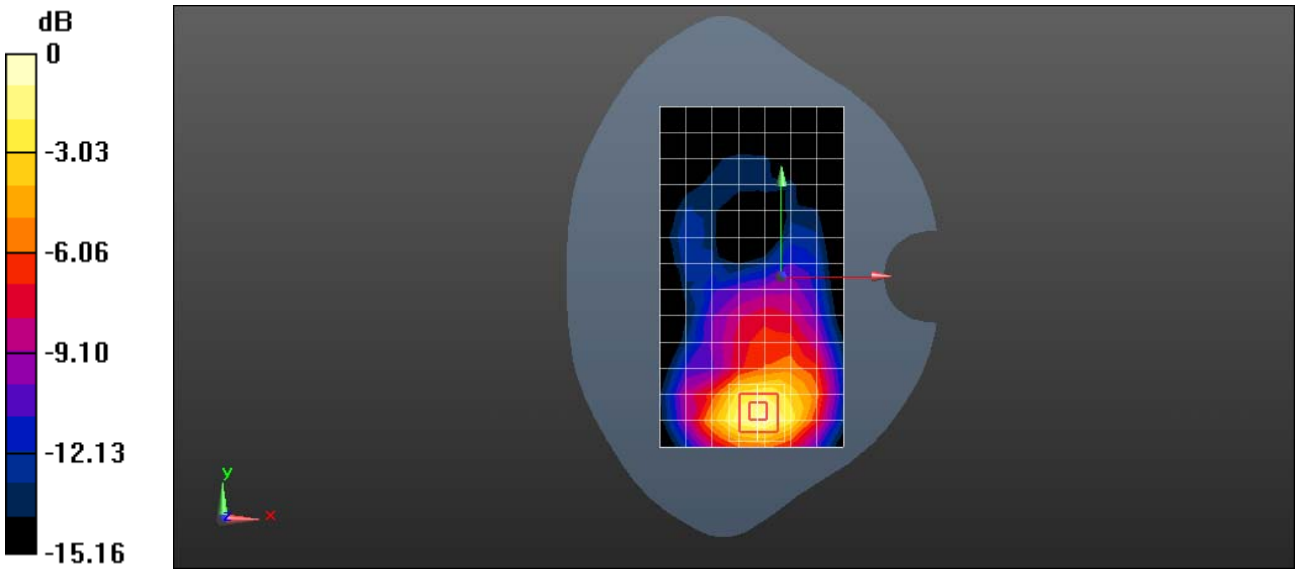

0 dB = 0.878 W/kg = -0.57 dBW/kg

Date: 2016-4-16

Test Laboratory: HUAWEI SAR/HAC Lab

HUAWEI VNS-L53 UMTS Band II 9400CH Bottom side 10mm-Main Antenna

DUT: HUAWEI VNS-L53, VNS-L53; Type: Smart Phone; Serial: SAR2

Communication System: UID 0, HW-UMTS-FDD(WCDMA) (0); Frequency: 1880 MHz;Duty Cycle: 1:1
Medium parameters used: f = 1880 MHz; σ = 1.512 S/m; ε_r = 54.028; ρ = 1000 kg/m^3
Phantom section: Flat Section

DASY Configuration:

- Probe: EX3DV4 - SN3744; ConvF(7.24, 7.24, 7.24); Calibrated: 2015-7-24;
- Sensor-Surface: 1.4mm (Mechanical Surface Detection), z = 1.0, 31.0
- Electronics: DAE4 Sn1236; Calibrated: 2015-11-23
- Phantom: SAM3; Type: SAM; Serial: TP-1597
- DASY52 52.8.8(1222); SEMCAD X 14.6.10(7331)

Configuration/Body/Area Scan (5x9x1): Measurement grid: dx=15mm, dy=15mm
Maximum value of SAR (measured) = 0.517 W/kg

Configuration/Body/Zoom Scan (5x5x7)/Cube 0: Measurement grid: dx=8mm, dy=8mm, dz=5mm
Reference Value = 17.80 V/m; Power Drift = 0.17 dB
Peak SAR (extrapolated) = 0.901 W/kg
SAR(1 g) = 0.536 W/kg; SAR(10 g) = 0.287 W/kg
Maximum value of SAR (measured) = 0.668 W/kg

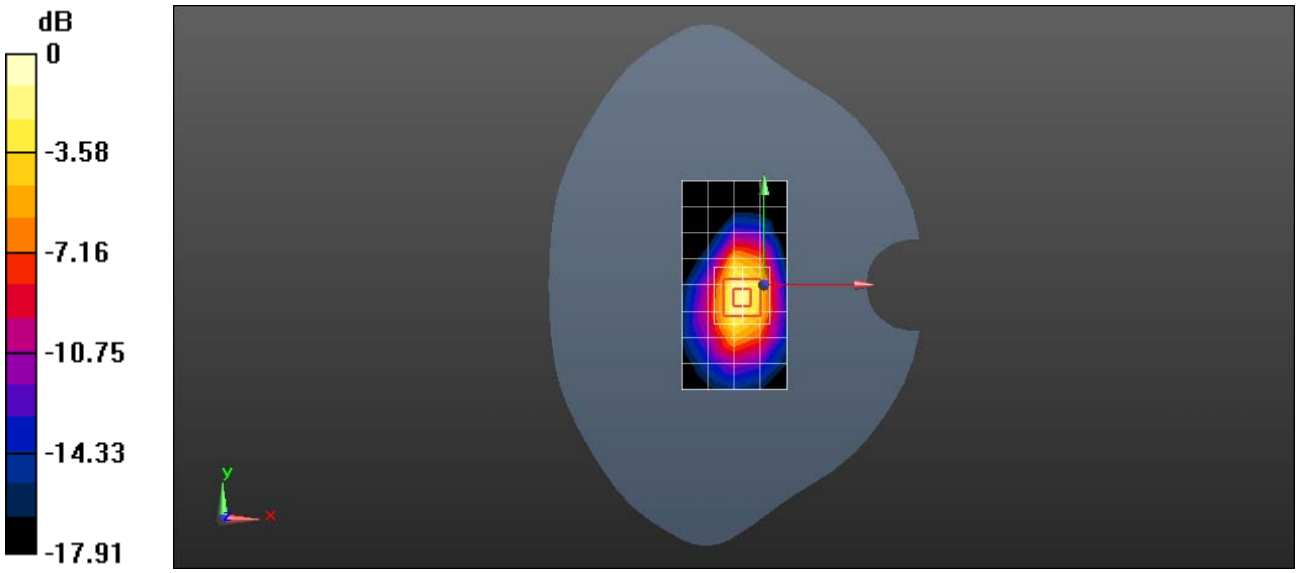

0 dB = 0.668 W/kg = -1.75 dBW/kg

Date: 2016-4-19

Test Laboratory: HUAWEI SAR/HAC Lab

HUAWEI VNS-L53 UMTS Band IV 1513CH Left touch-Main Antenna

DUT: HUAWEI VNS-L53, VNS-L53; Type: Smart Phone; Serial: SAR2

Communication System: UID 0, HW-UMTS-FDD(WCDMA) (0); Frequency: 1752.6 MHz;Duty Cycle: 1:1
Medium parameters used: f = 1753 MHz; σ = 1.345 S/m; ε_r = 41.036; ρ = 1000 kg/m^3
Phantom section: Left Section

DASY Configuration:

- Probe: EX3DV4 - SN3744; ConvF(7.84, 7.84, 7.84); Calibrated: 2015-7-24;
- Sensor-Surface: 1.4mm (Mechanical Surface Detection), z = 1.0, 31.0
- Electronics: DAE4 Sn1236; Calibrated: 2015-11-23
- Phantom: SAM3; Type: SAM; Serial: TP-1597
- DASY52 52.8.8(1222); SEMCAD X 14.6.10(7331)

Configuration/Head/Area Scan (8x13x1): Measurement grid: dx=15mm, dy=15mm
Maximum value of SAR (measured) = 0.215 W/kg

Configuration/Head/Zoom Scan (5x5x7)/Cube 0: Measurement grid: dx=8mm, dy=8mm, dz=5mm
Reference Value = 7.141 V/m; Power Drift = 0.09 dB
Peak SAR (extrapolated) = 0.296 W/kg
SAR(1 g) = 0.203 W/kg; SAR(10 g) = 0.132 W/kg
Maximum value of SAR (measured) = 0.233 W/kg

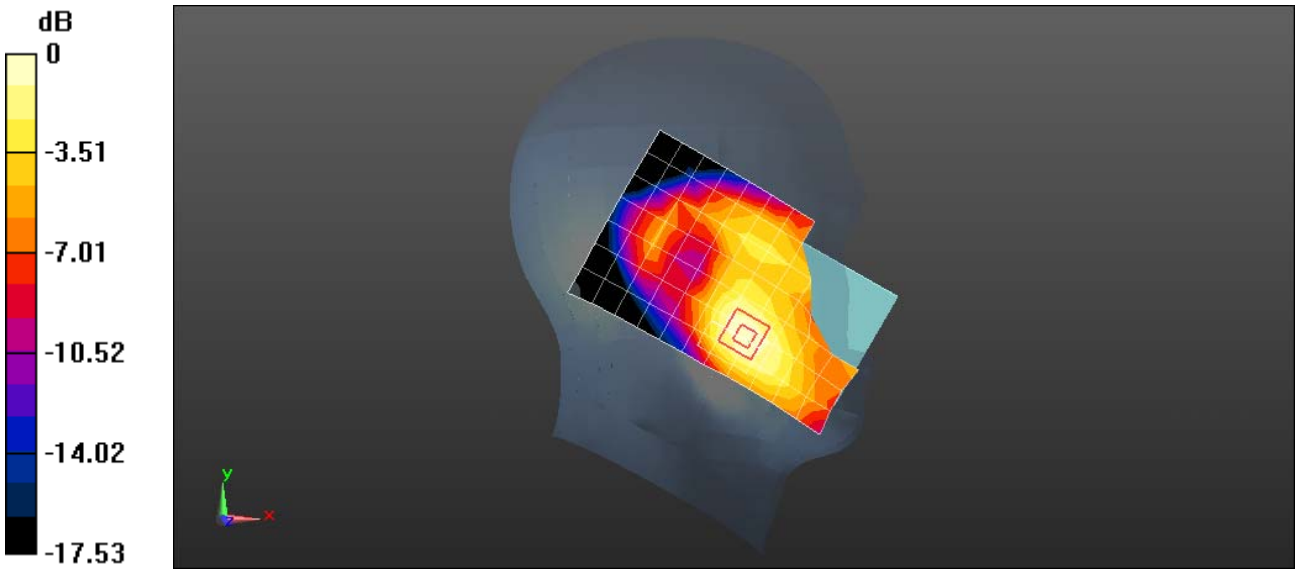

0 dB = 0.233 W/kg = -6.32 dBW/kg

Date: 2016-4-19

Test Laboratory: HUAWEI SAR/HAC Lab

HUAWEI VNS-L53 UMTS Band IV 1513CH Front Side 15mm-Main Antenna

DUT: HUAWEI VNS-L53, VNS-L53; Type: Smart Phone; Serial: SAR2

Communication System: UID 0, HW-UMTS-FDD(WCDMA) (0); Frequency: 1752.6 MHz;Duty Cycle: 1:1
Medium parameters used: f = 1753 MHz; σ = 1.431 S/m; ε_r = 53.731; ρ = 1000 kg/m^3
Phantom section: Flat Section

DASY Configuration:

- Probe: EX3DV4 - SN3744; ConvF(7.45, 7.45, 7.45); Calibrated: 2015-7-24;
- Sensor-Surface: 1.4mm (Mechanical Surface Detection), z = 1.0, 31.0
- Electronics: DAE4 Sn1236; Calibrated: 2015-11-23
- Phantom: SAM3; Type: SAM; Serial: TP-1597
- DASY52 52.8.8(1222); SEMCAD X 14.6.10(7331)

Configuration/Body/Area Scan (8x13x1): Measurement grid: dx=15mm, dy=15mm
Maximum value of SAR (measured) = 0.617 W/kg

Configuration/Body/Zoom Scan (5x5x7)/Cube 0: Measurement grid: dx=8mm, dy=8mm, dz=5mm
Reference Value = 5.080 V/m; Power Drift = -0.00 dB
Peak SAR (extrapolated) = 1.08 W/kg
SAR(1 g) = 0.678 W/kg; SAR(10 g) = 0.402 W/kg
Maximum value of SAR (measured) = 0.942 W/kg

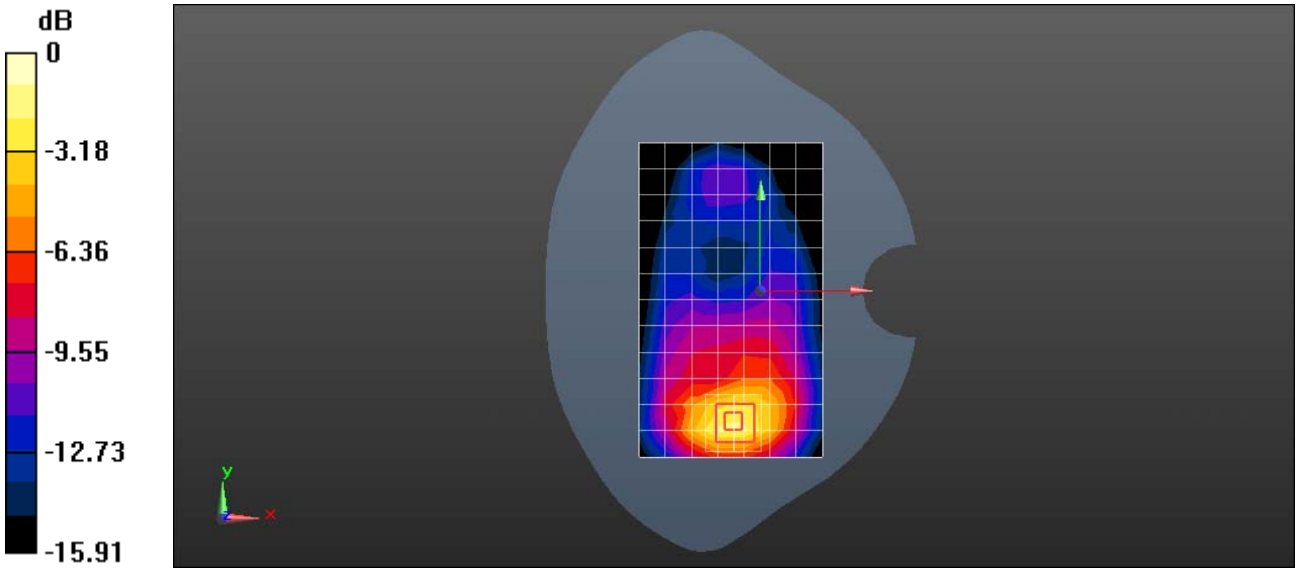

0 dB = 0.942 W/kg = -0.26 dBW/kg

Date: 2016-4-19

Test Laboratory: HUAWEI SAR/HAC Lab

HUAWEI VNS-L53 UMTS Band IV 1413CH Bottom Side 10mm-Main Antenna

DUT: HUAWEI VNS-L53, VNS-L53; Type: Smart Phone; Serial: SAR2

Communication System: UID 0, HW-UMTS-FDD(WCDMA) (0); Frequency: 1732.6 MHz;Duty Cycle: 1:1
Medium parameters used: f = 1733 MHz; σ = 1.414 S/m; ε_r = 53.819; ρ = 1000 kg/m^3
Phantom section: Flat Section

DASY Configuration:

- Probe: EX3DV4 - SN3744; ConvF(7.45, 7.45, 7.45); Calibrated: 2015-7-24;
- Sensor-Surface: 1.4mm (Mechanical Surface Detection), z = 1.0, 31.0
- Electronics: DAE4 Sn1236; Calibrated: 2015-11-23
- Phantom: SAM3; Type: SAM; Serial: TP-1597
- DASY52 52.8.8(1222); SEMCAD X 14.6.10(7331)

Configuration/Body/Area Scan (5x9x1): Measurement grid: dx=15mm, dy=15mm
Maximum value of SAR (measured) = 0.477 W/kg

Configuration/Body/Zoom Scan (5x5x7)/Cube 0: Measurement grid: dx=8mm, dy=8mm, dz=5mm
Reference Value = 16.21 V/m; Power Drift = 0.14 dB
Peak SAR (extrapolated) = 0.780 W/kg
SAR(1 g) = 0.450 W/kg; SAR(10 g) = 0.244 W/kg
Maximum value of SAR (measured) = 0.667 W/kg

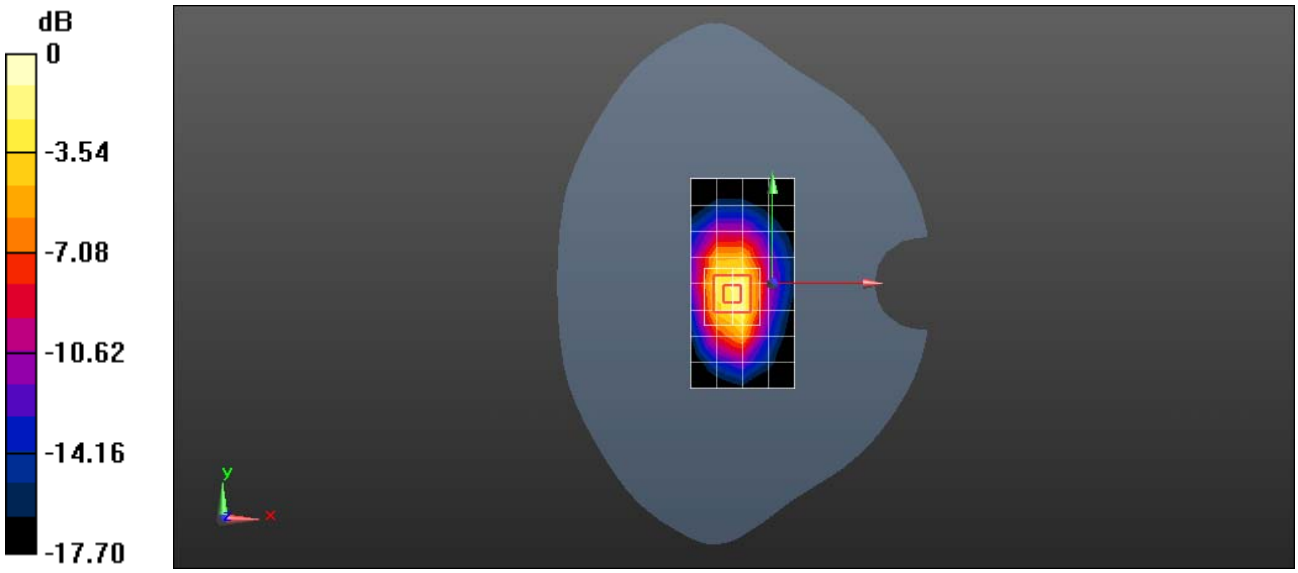

0 dB = 0.667 W/kg = -1.76 dBW/kg

Date: 2016-4-20

Test Laboratory: HUAWEI SAR/HAC Lab

HUAWEI VNS-L53 UMTS Band V 4233CH Right touch-Main Antenna

DUT: HUAWEI VNS-L53, VNS-L53; Type: Smart Phone; Serial: SAR2

Communication System: UID 0, HW-UMTS-FDD(WCDMA) (0); Frequency: 846.6 MHz;Duty Cycle: 1:1
Medium parameters used: f = 847 MHz; σ = 0.893 S/m; ε_r = 41.631; ρ = 1000 kg/m^3
Phantom section: Right Section

DASY Configuration:

- Probe: EX3DV4 - SN3744; ConvF(8.77, 8.77, 8.77); Calibrated: 2015-7-24;
- Sensor-Surface: 1.4mm (Mechanical Surface Detection), z = 1.0, 31.0
- Electronics: DAE4 Sn1236; Calibrated: 2015-11-23
- Phantom: SAM4; Type: SAM; Serial: TP-1620
- DASY52 52.8.8(1222); SEMCAD X 14.6.10(7331)

Configuration/Head/Area Scan (8x13x1): Measurement grid: dx=15mm, dy=15mm
Maximum value of SAR (measured) = 0.358 W/kg

Configuration/Head/Zoom Scan (6x5x7)/Cube 0: Measurement grid: dx=8mm, dy=8mm, dz=5mm
Reference Value = 7.869 V/m; Power Drift = 0.01 dB
Peak SAR (extrapolated) = 0.403 W/kg
SAR(1 g) = 0.312 W/kg; SAR(10 g) = 0.239 W/kg
Maximum value of SAR (measured) = 0.368 W/kg

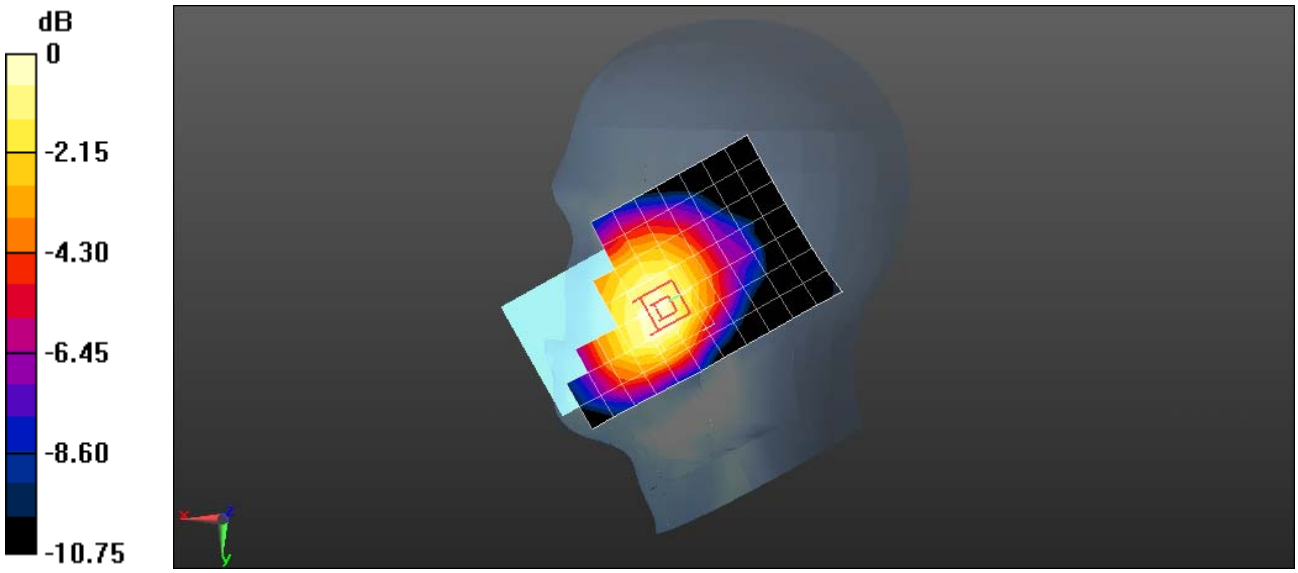

0 dB = 0.368 W/kg = -4.34 dBW/kg

Date: 2016-4-20

Test Laboratory: HUAWEI SAR/HAC Lab

HUAWEI VNS-L53 UMTS Band V 4182CH Back Side 15mm Battery 2-Main Antenna

DUT: HUAWEI VNS-L53, VNS-L53; Type: Smart Phone; Serial: SAR2

Communication System: UID 0, HW-UMTS-FDD(WCDMA) (0); Frequency: 836.4 MHz;Duty Cycle: 1:1
Medium parameters used (interpolated): f = 836.4 MHz; σ = 1.005 S/m; ε_r = 55.878; ρ = 1000 kg/m^3
Phantom section: Flat Section

DASY Configuration:

- Probe: EX3DV4 - SN3744; ConvF(8.82, 8.82, 8.82); Calibrated: 2015-7-24;
- Sensor-Surface: 1.4mm (Mechanical Surface Detection), z = 1.0, 31.0
- Electronics: DAE4 Sn1236; Calibrated: 2015-11-23
- Phantom: SAM3; Type: SAM; Serial: TP-1597
- DASY52 52.8.8(1222); SEMCAD X 14.6.10(7331)

Configuration/Body/Area Scan (8x13x1): Measurement grid: dx=15mm, dy=15mm

Info: Interpolated medium parameters used for SAR evaluation.
Maximum value of SAR (measured) = 0.385 W/kg

Configuration/Body/Zoom Scan (6x7x7)/Cube 0: Measurement grid: dx=8mm, dy=8mm, dz=5mm
Reference Value = 17.22 V/m; Power Drift = 0.02 dB
Peak SAR (extrapolated) = 0.429 W/kg
SAR(1 g) = 0.319 W/kg; SAR(10 g) = 0.243 W/kg

Info: Interpolated medium parameters used for SAR evaluation.
Maximum value of SAR (measured) = 0.389 W/kg

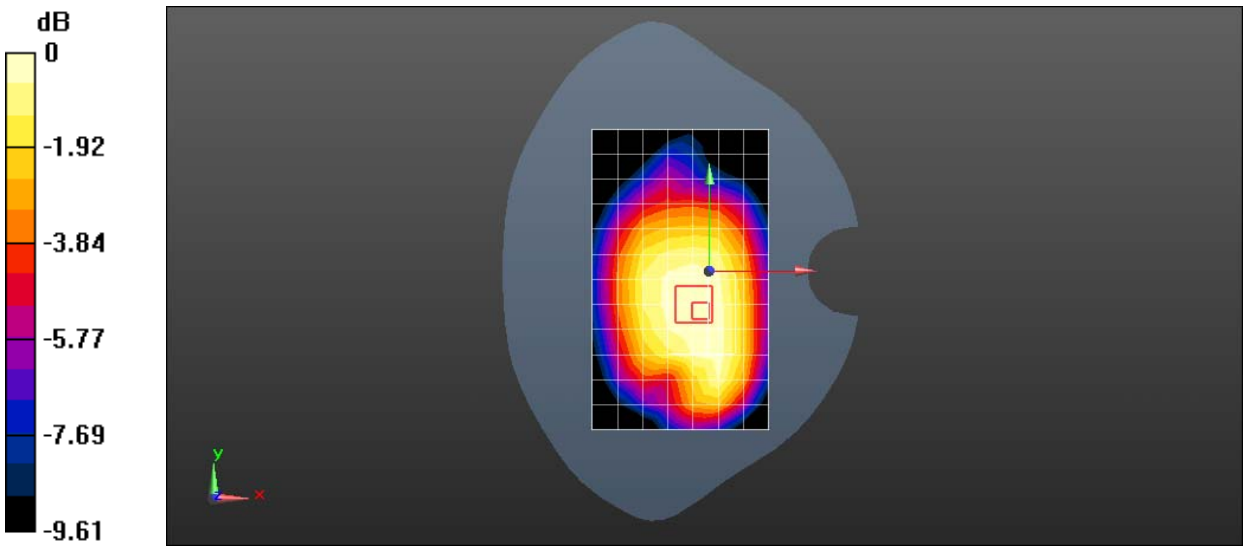

0 dB = 0.389 W/kg = -4.10 dBW/kg

Date: 2016-4-20

Test Laboratory: HUAWEI SAR/HAC Lab

HUAWEI VNS-L53 UMTS Band V 4182CH Front Side 10mm with Battery 2-Main Antenna

DUT: HUAWEI VNS-L53, VNS-L53; Type: Smart Phone; Serial: SAR2

Communication System: UID 0, HW-UMTS-FDD(WCDMA) (0); Frequency: 836.4 MHz;Duty Cycle: 1:1
Medium parameters used (interpolated): f = 836.4 MHz; σ = 1.005 S/m; ε_r = 55.878; ρ = 1000 kg/m^3
Phantom section: Flat Section

DASY Configuration:

- Probe: EX3DV4 - SN3744; ConvF(8.82, 8.82, 8.82); Calibrated: 2015-7-24;
- Sensor-Surface: 1.4mm (Mechanical Surface Detection), z = 1.0, 31.0
- Electronics: DAE4 Sn1236; Calibrated: 2015-11-23
- Phantom: SAM3; Type: SAM; Serial: TP-1597
- DASY52 52.8.8(1222); SEMCAD X 14.6.10(7331)

Configuration/Body/Area Scan (8x13x1): Measurement grid: dx=15mm, dy=15mm

Info: Interpolated medium parameters used for SAR evaluation.
Maximum value of SAR (measured) = 0.528 W/kg

Configuration/Body/Zoom Scan (6x7x7)/Cube 0: Measurement grid: dx=8mm, dy=8mm, dz=5mm
Reference Value = 16.96 V/m; Power Drift = -0.01 dB
Peak SAR (extrapolated) = 0.724 W/kg
SAR(1 g) = 0.422 W/kg; SAR(10 g) = 0.272 W/kg

Info: Interpolated medium parameters used for SAR evaluation.
Maximum value of SAR (measured) = 0.595 W/kg

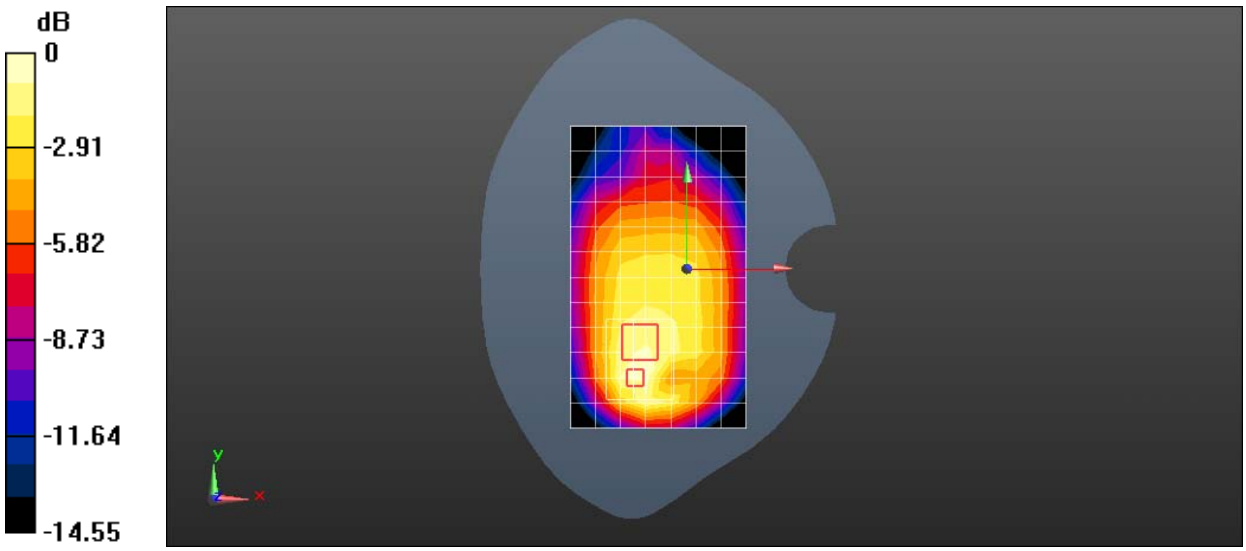

0 dB = 0.595 W/kg = -2.26 dBW/kg

Date: 2016-4-16

Test Laboratory: HUAWEI SAR/HAC Lab

HUAWEI VNS-L53 LTE Band II 20M QPSK 1RB 50 offset 18700CH Right touch-Main Antenna

DUT: HUAWEI VNS-L53, VNS-L53; Type: Smart Phone; Serial: SAR1

Communication System: UID 0, LTE-FDD (SC-FDMA, 20MHz, QPSK/16-QAM) (0); Frequency: 1860 MHz;Duty Cycle: 1:1
Medium parameters used: f = 1860 MHz; σ = 1.412 S/m; ε_r = 40.589; ρ = 1000 kg/m^3
Phantom section: Right Section

DASY Configuration:

- Probe: EX3DV4 - SN3744; ConvF(7.54, 7.54, 7.54); Calibrated: 2015-7-24;
- Sensor-Surface: 1.4mm (Mechanical Surface Detection), z = 1.0, 31.0
- Electronics: DAE4 Sn1236; Calibrated: 2015-11-23
- Phantom: SAM4; Type: SAM; Serial: TP-1620
- DASY52 52.8.8(1222); SEMCAD X 14.6.10(7331)

Configuration/Head/Area Scan (8x13x1): Measurement grid: dx=15mm, dy=15mm
Maximum value of SAR (measured) = 0.212 W/kg

Configuration/Head/Zoom Scan (5x5x7)/Cube 0: Measurement grid: dx=8mm, dy=8mm, dz=5mm
Reference Value = 4.108 V/m; Power Drift = 0.14 dB
Peak SAR (extrapolated) = 0.301 W/kg
SAR(1 g) = 0.194 W/kg; SAR(10 g) = 0.121 W/kg
Maximum value of SAR (measured) = 0.228 W/kg

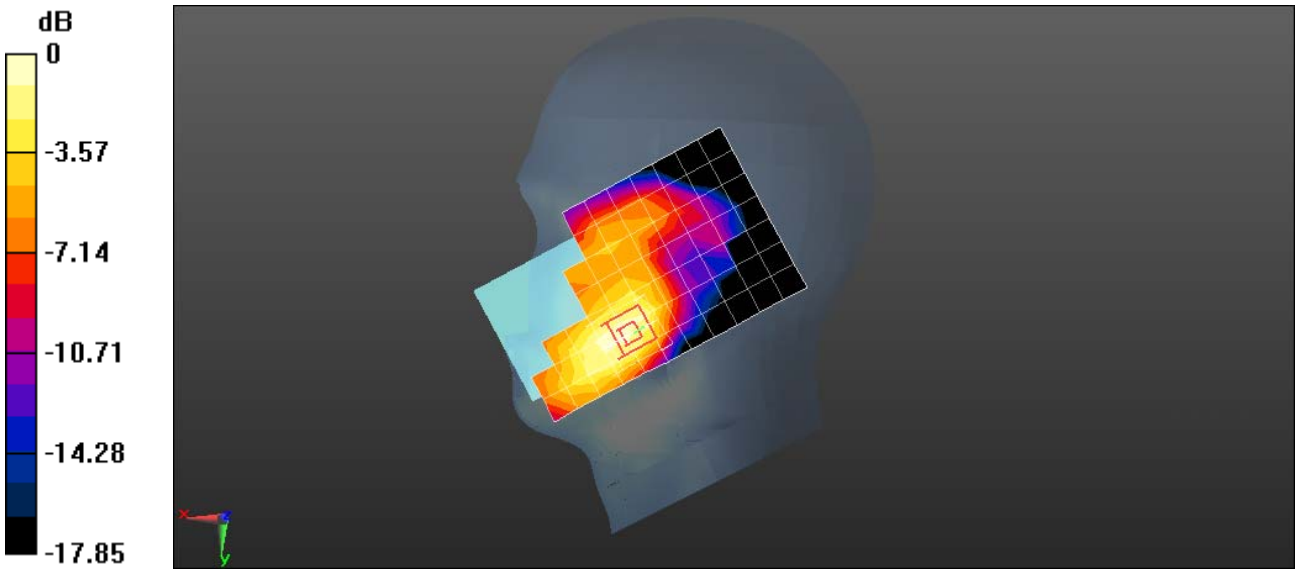

0 dB = 0.228 W/kg = -6.42 dBW/kg

Date: 2016-4-19

Test Laboratory: HUAWEI SAR/HAC Lab

HUAWEI VNS-L53 LTE Band II 20M QPSK 1RB 50 offset 18700CH Front Side 15mm with Battery 2-Main Antenna

DUT: HUAWEI VNS-L53, VNS-L53; Type: Smart Phone; Serial: SAR2

Communication System: UID 0, LTE-FDD (SC-FDMA, 20MHz, QPSK/16-QAM) (0); Frequency: 1860 MHz;Duty Cycle: 1:1
Medium parameters used: f = 1860 MHz; σ = 1.491 S/m; ε_r = 54.044; ρ = 1000 kg/m^3
Phantom section: Flat Section

DASY Configuration:

- Probe: EX3DV4 - SN3744; ConvF(7.24, 7.24, 7.24); Calibrated: 2015-7-24;
- Sensor-Surface: 1.4mm (Mechanical Surface Detection), z = 1.0, 31.0
- Electronics: DAE4 Sn1236; Calibrated: 2015-11-23
- Phantom: SAM3; Type: SAM; Serial: TP-1597
- DASY52 52.8.8(1222); SEMCAD X 14.6.10(7331)

Configuration/Body/Area Scan (8x13x1): Measurement grid: dx=15mm, dy=15mm
Maximum value of SAR (measured) = 0.858 W/kg

Configuration/Body/Zoom Scan (6x7x7)/Cube 0: Measurement grid: dx=8mm, dy=8mm, dz=5mm
Reference Value = 6.464 V/m; Power Drift = 0.14 dB
Peak SAR (extrapolated) = 1.05 W/kg
SAR(1 g) = 0.660 W/kg; SAR(10 g) = 0.385 W/kg
Maximum value of SAR (measured) = 0.798 W/kg

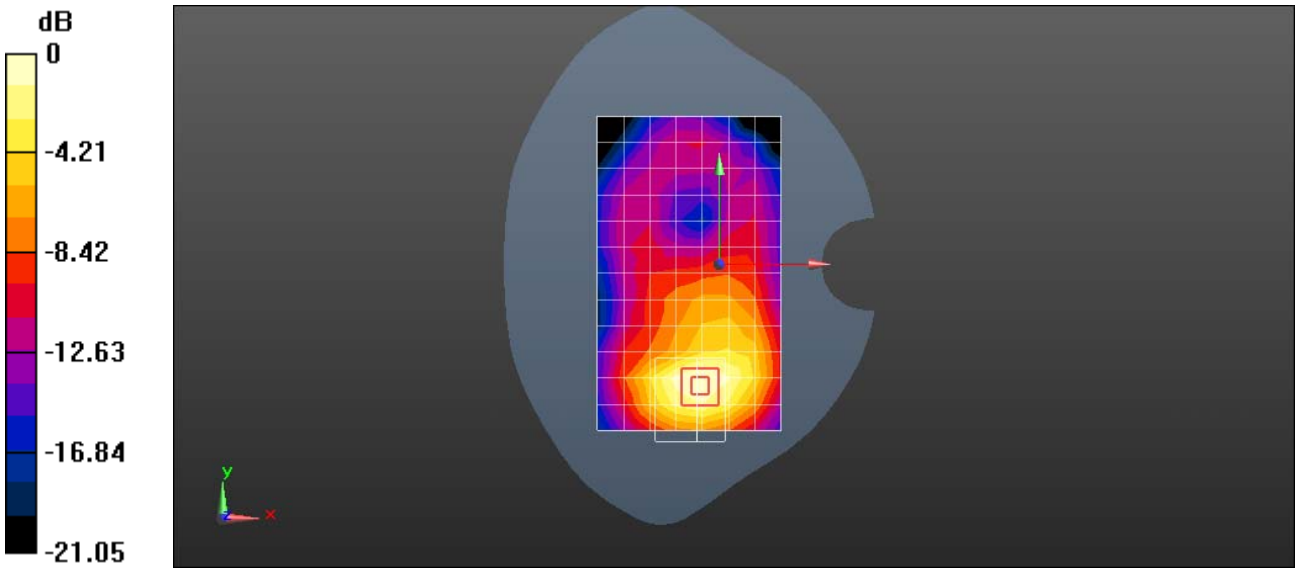

0 dB = 0.798 W/kg = -0.98 dBW/kg

Date: 2016-4-17

Test Laboratory: HUAWEI SAR/HAC Lab

HUAWEI VNS-L53 LTE Band II 20M QPSK 50RB 25 offset 19100CH Bottom side 10mm-Main Antenna

DUT: HUAWEI VNS-L53, VNS-L53; Type: Smart Phone; Serial: SAR2

Communication System: UID 0, LTE-FDD (SC-FDMA, 20MHz, QPSK/16-QAM) (0); Frequency: 1900 MHz;Duty Cycle: 1:1
Medium parameters used: f = 1900 MHz; σ = 1.527 S/m; ε_r = 53.946; ρ = 1000 kg/m^3
Phantom section: Flat Section

DASY Configuration:

- Probe: EX3DV4 - SN3744; ConvF(7.24, 7.24, 7.24); Calibrated: 2015-7-24;
- Sensor-Surface: 1.4mm (Mechanical Surface Detection), z = 1.0, 31.0
- Electronics: DAE4 Sn1236; Calibrated: 2015-11-23
- Phantom: SAM3; Type: SAM; Serial: TP-1597
- DASY52 52.8.8(1222); SEMCAD X 14.6.10(7331)

Configuration/Body/Area Scan (5x9x1): Measurement grid: dx=15mm, dy=15mm
Maximum value of SAR (measured) = 0.553 W/kg

Configuration/Body/Zoom Scan (6x5x7)/Cube 0: Measurement grid: dx=8mm, dy=8mm, dz=5mm
Reference Value = 16.77 V/m; Power Drift = -0.19 dB
Peak SAR (extrapolated) = 1.01 W/kg
SAR(1 g) = 0.591 W/kg; SAR(10 g) = 0.310 W/kg
Maximum value of SAR (measured) = 0.716 W/kg

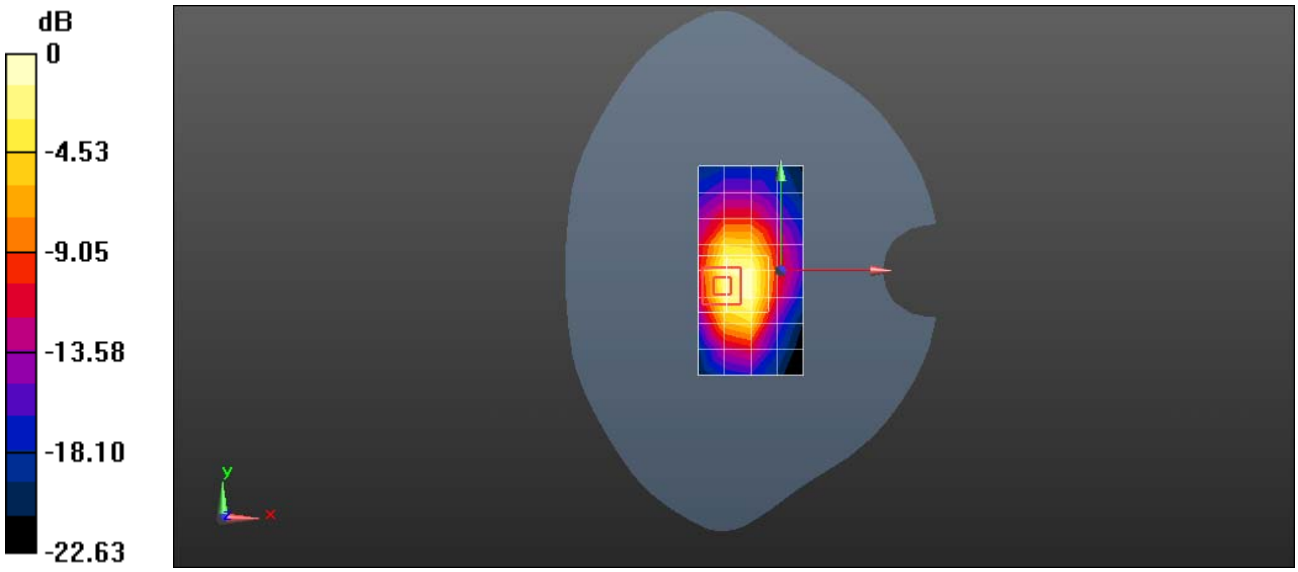

0 dB = 0.716 W/kg = -1.45 dBW/kg

Date: 2016-4-20

Test Laboratory: HUAWEI SAR/HAC Lab

HUAWEI VNS-L53 LTE Band IV 20M QPSK 1RB 50 offset 20175CH Left touch-Main Antenna

DUT: HUAWEI VNS-L53, VNS-L53; Type: Smart Phone; Serial: SAR1

Communication System: UID 0, LTE-FDD (SC-FDMA, 20MHz, QPSK/16-QAM) (0); Frequency: 1732.5 MHz;Duty Cycle: 1:1
Medium parameters used (interpolated): f = 1732.5 MHz; σ = 1.325 S/m; ε_r = 41.208; ρ = 1000 kg/m^3

Phantom section: Left Section

DASY Configuration:

- Probe: EX3DV4 - SN3744; ConvF(7.84, 7.84, 7.84); Calibrated: 2015-7-24;
- Sensor-Surface: 1.4mm (Mechanical Surface Detection), z = 1.0, 31.0
- Electronics: DAE4 Sn1236; Calibrated: 2015-11-23
- Phantom: SAM3; Type: SAM; Serial: TP-1597
- DASY52 52.8.8(1222); SEMCAD X 14.6.10(7331)

Configuration/Head/Area Scan (8x13x1): Measurement grid: dx=15mm, dy=15mm

Info: Interpolated medium parameters used for SAR evaluation.
Maximum value of SAR (measured) = 0.185 W/kg

Configuration/Head/Zoom Scan (5x5x7)/Cube 0: Measurement grid: dx=8mm, dy=8mm, dz=5mm
Reference Value = 6.446 V/m; Power Drift = 0.14 dB
Peak SAR (extrapolated) = 0.275 W/kg
SAR(1 g) = 0.187 W/kg; SAR(10 g) = 0.121 W/kg

Info: Interpolated medium parameters used for SAR evaluation.
Maximum value of SAR (measured) = 0.220 W/kg

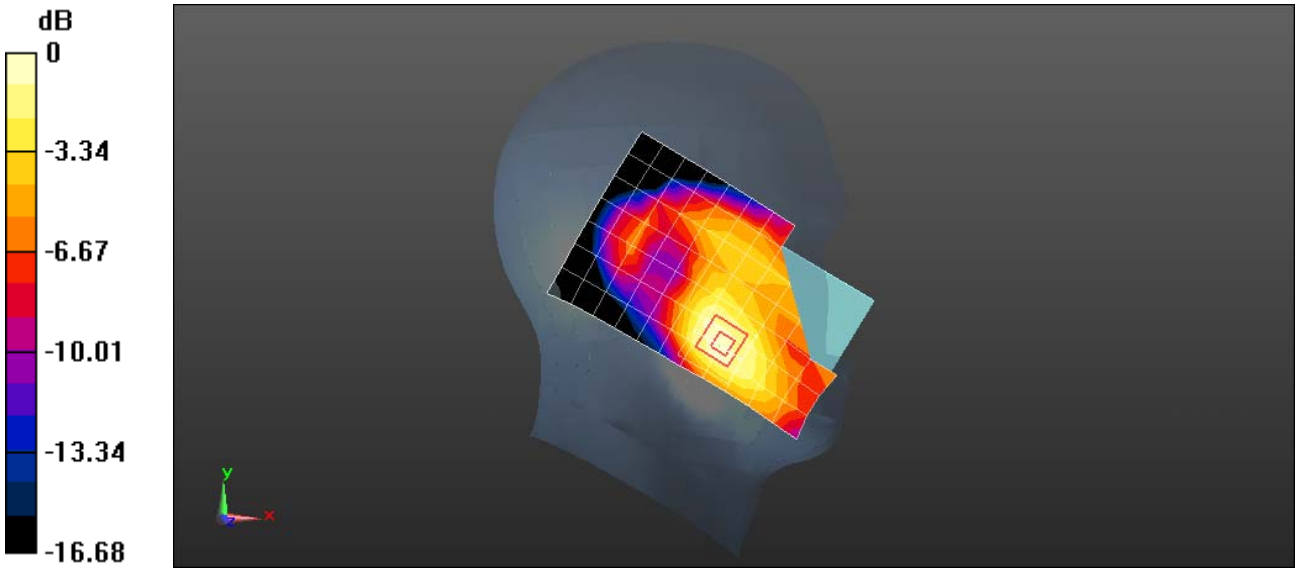

0 dB = 0.220 W/kg = -6.57 dBW/kg

Date: 2016-4-19

Test Laboratory: HUAWEI SAR/HAC Lab

HUAWEI VNS-L53 LTE Band IV 20M QPSK 1RB 50 offset 20175CH Back Side 15mm-Main Antenna

DUT: HUAWEI VNS-L53, VNS-L53; Type: Smart Phone; Serial: SAR2

Communication System: UID 0, LTE-FDD (SC-FDMA, 20MHz, QPSK/16-QAM) (0); Frequency: 1732.5 MHz;Duty Cycle: 1:1
Medium parameters used (interpolated): f = 1732.5 MHz; σ = 1.415 S/m; ε_r = 53.821; ρ = 1000 kg/m^3

Phantom section: Flat Section

DASY Configuration:

- Probe: EX3DV4 - SN3744; ConvF(7.45, 7.45, 7.45); Calibrated: 2015-7-24;
- Sensor-Surface: 1.4mm (Mechanical Surface Detection), z = 1.0, 31.0
- Electronics: DAE4 Sn1236; Calibrated: 2015-11-23
- Phantom: SAM3; Type: SAM; Serial: TP-1597
- DASY52 52.8.8(1222); SEMCAD X 14.6.10(7331)

Configuration/Body/Area Scan (8x13x1): Measurement grid: dx=15mm, dy=15mm

Info: Interpolated medium parameters used for SAR evaluation.
Maximum value of SAR (measured) = 0.626 W/kg

Configuration/Body/Zoom Scan (5x5x7)/Cube 0: Measurement grid: dx=8mm, dy=8mm, dz=5mm
Reference Value = 4.909 V/m; Power Drift = 0.12 dB
Peak SAR (extrapolated) = 0.803 W/kg
SAR(1 g) = 0.492 W/kg; SAR(10 g) = 0.303 W/kg

Info: Interpolated medium parameters used for SAR evaluation.
Maximum value of SAR (measured) = 0.681 W/kg

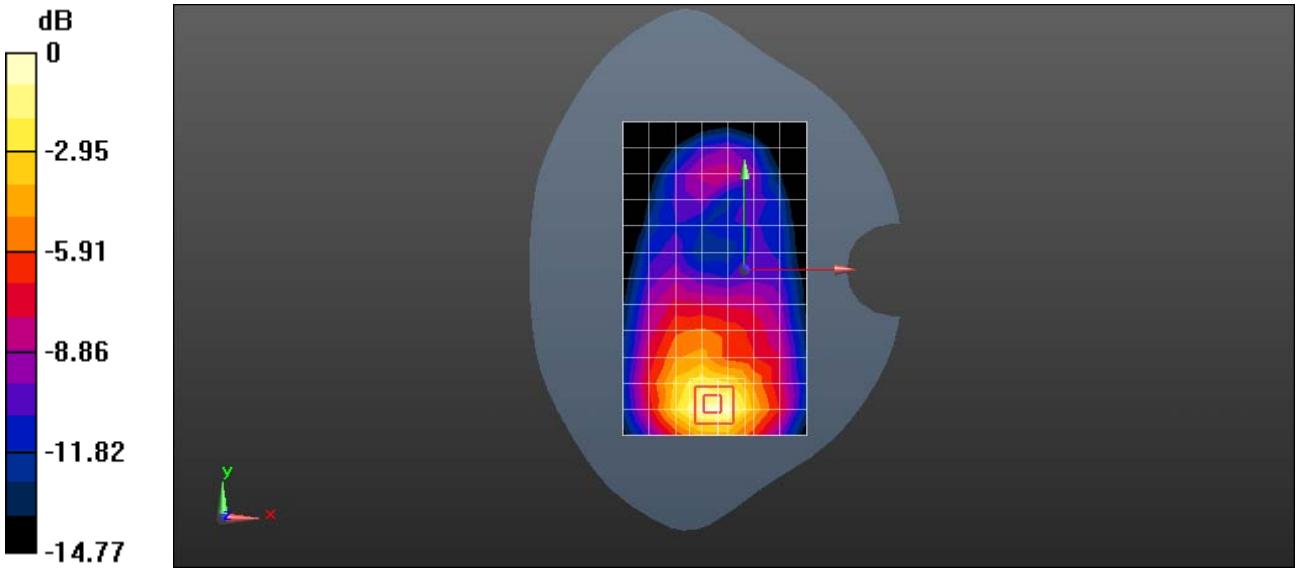

0 dB = 0.681 W/kg = -1.67 dBW/kg

Date: 2016-4-19

Test Laboratory: HUAWEI SAR/HAC Lab

HUAWEI VNS-L53 LTE Band IV 20M QPSK 1RB 50 offset 20175CH Bottom Side 10mm-Main Antenna

DUT: HUAWEI VNS-L53, VNS-L53; Type: Smart Phone; Serial: SAR2

Communication System: UID 0, LTE-FDD (SC-FDMA, 20MHz, QPSK/16-QAM) (0); Frequency: 1732.5 MHz;Duty Cycle: 1:1
Medium parameters used (interpolated): f = 1732.5 MHz; σ = 1.415 S/m; ε_r = 53.821; ρ = 1000 kg/m^3

Phantom section: Flat Section

DASY Configuration:

- Probe: EX3DV4 - SN3744; ConvF(7.45, 7.45, 7.45); Calibrated: 2015-7-24;
- Sensor-Surface: 1.4mm (Mechanical Surface Detection), z = 1.0, 31.0
- Electronics: DAE4 Sn1236; Calibrated: 2015-11-23
- Phantom: SAM3; Type: SAM; Serial: TP-1597
- DASY52 52.8.8(1222); SEMCAD X 14.6.10(7331)

Configuration/Body/Area Scan (5x9x1): Measurement grid: dx=15mm, dy=15mm

Info: Interpolated medium parameters used for SAR evaluation.
Maximum value of SAR (measured) = 1.02 W/kg

Configuration/Body/Zoom Scan (5x5x7)/Cube 0: Measurement grid: dx=8mm, dy=8mm, dz=5mm
Reference Value = 22.70 V/m; Power Drift = 0.12 dB
Peak SAR (extrapolated) = 1.42 W/kg
SAR(1 g) = 0.798 W/kg; SAR(10 g) = 0.434 W/kg

Info: Interpolated medium parameters used for SAR evaluation.
Maximum value of SAR (measured) = 1.20 W/kg

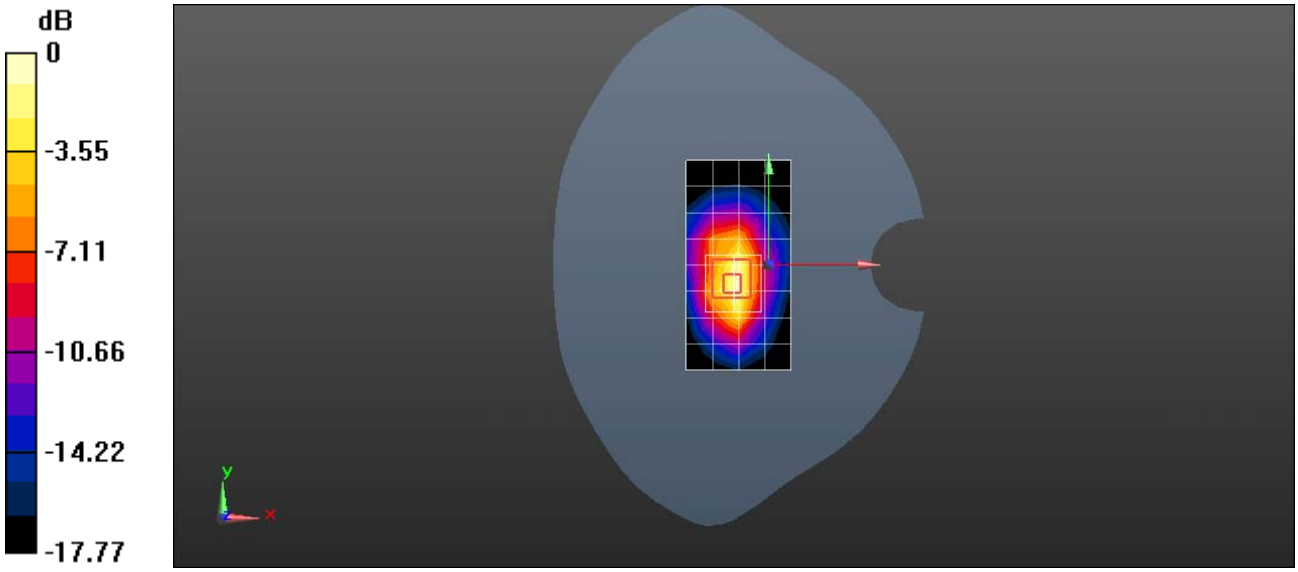

0 dB = 1.20 W/kg = 0.79 dBW/kg

Date: 2016-4-20

Test Laboratory: HUAWEI SAR/HAC Lab

HUAWEI VNS-L53 LTE Band V 10M QPSK 1RB 25 offset 20600CH Right touch with Battery 2-Main Antenna

DUT: HUAWEI VNS-L53, VNS-L53; Type: Smart Phone; Serial: SAR2

Communication System: UID 0, LTE-FDD (SC-FDMA, 10MHz, QPSK/16-QAM) (0); Frequency: 844 MHz;Duty Cycle: 1:1
Medium parameters used: f = 844 MHz; σ = 0.89 S/m; ε_r = 41.651; ρ = 1000 kg/m^3
Phantom section: Right Section

DASY Configuration:

- Probe: EX3DV4 - SN3744; ConvF(8.77, 8.77, 8.77); Calibrated: 2015-7-24;
- Sensor-Surface: 1.4mm (Mechanical Surface Detection), z = 1.0, 31.0
- Electronics: DAE4 Sn1236; Calibrated: 2015-11-23
- Phantom: SAM4; Type: SAM; Serial: TP-1620
- DASY52 52.8.8(1222); SEMCAD X 14.6.10(7331)

Configuration/Head/Area Scan (8x13x1): Measurement grid: dx=15mm, dy=15mm
Maximum value of SAR (measured) = 0.226 W/kg

Configuration/Head/Zoom Scan (6x6x7)/Cube 0: Measurement grid: dx=8mm, dy=8mm, dz=5mm
Reference Value = 6.062 V/m; Power Drift = 0.15 dB
Peak SAR (extrapolated) = 0.248 W/kg
SAR(1 g) = 0.195 W/kg; SAR(10 g) = 0.151 W/kg
Maximum value of SAR (measured) = 0.229 W/kg

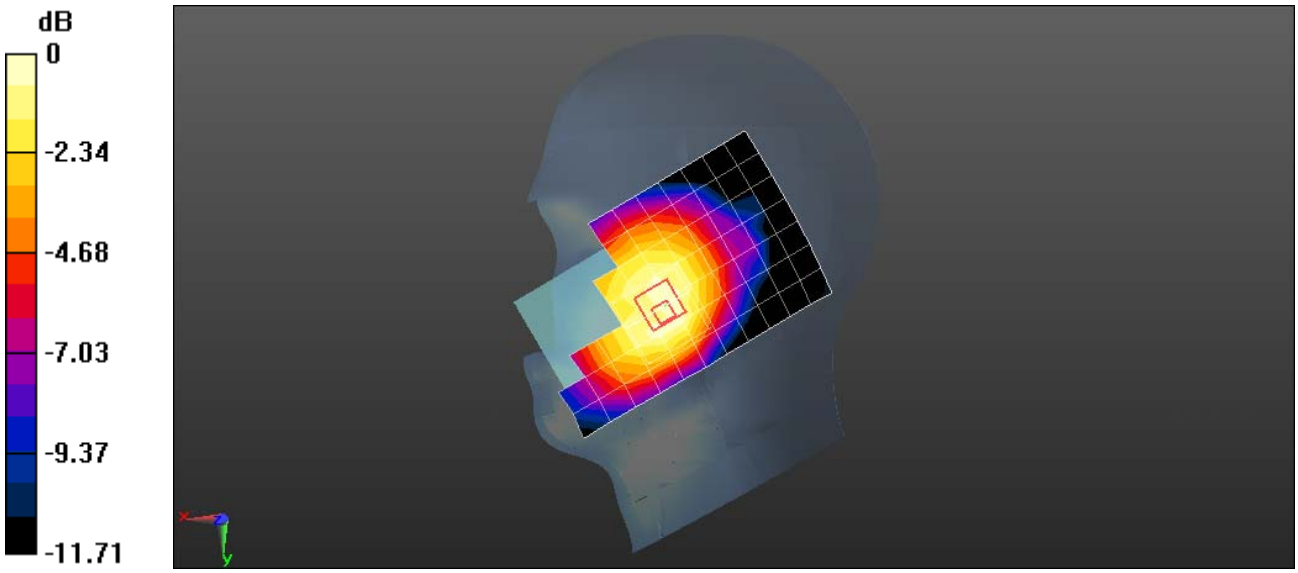

0 dB = 0.229 W/kg = -6.41 dBW/kg

Date: 2016-4-21

Test Laboratory: HUAWEI SAR/HAC Lab

HUAWEI VNS-L53 LTE Band V 10M QPSK 1RB 25 offset 20600CH Front Side 15mm with Battery 2-Main Antenna

DUT: HUAWEI VNS-L53, VNS-L53; Type: Smart Phone; Serial: SAR2

Communication System: UID 0, LTE-FDD (SC-FDMA, 10MHz, QPSK/16-QAM) (0); Frequency: 844 MHz;Duty Cycle: 1:1
Medium parameters used: f = 844 MHz; σ = 1.013 S/m; ε_r = 55.793; ρ = 1000 kg/m^3
Phantom section: Flat Section

DASY Configuration:

- Probe: EX3DV4 - SN3744; ConvF(8.82, 8.82, 8.82); Calibrated: 2015-7-24;
- Sensor-Surface: 1.4mm (Mechanical Surface Detection), z = 1.0, 31.0
- Electronics: DAE4 Sn1236; Calibrated: 2015-11-23
- Phantom: SAM3; Type: SAM; Serial: TP-1597
- DASY52 52.8.8(1222); SEMCAD X 14.6.10(7331)

Configuration/Body/Area Scan (8x14x1): Measurement grid: dx=15mm, dy=15mm
Maximum value of SAR (measured) = 0.250 W/kg

Configuration/Body/Zoom Scan (5x5x7)/Cube 0: Measurement grid: dx=8mm, dy=8mm, dz=5mm
Reference Value = 14.56 V/m; Power Drift = -0.03 dB
Peak SAR (extrapolated) = 0.281 W/kg
SAR(1 g) = 0.206 W/kg; SAR(10 g) = 0.159 W/kg
Maximum value of SAR (measured) = 0.253 W/kg

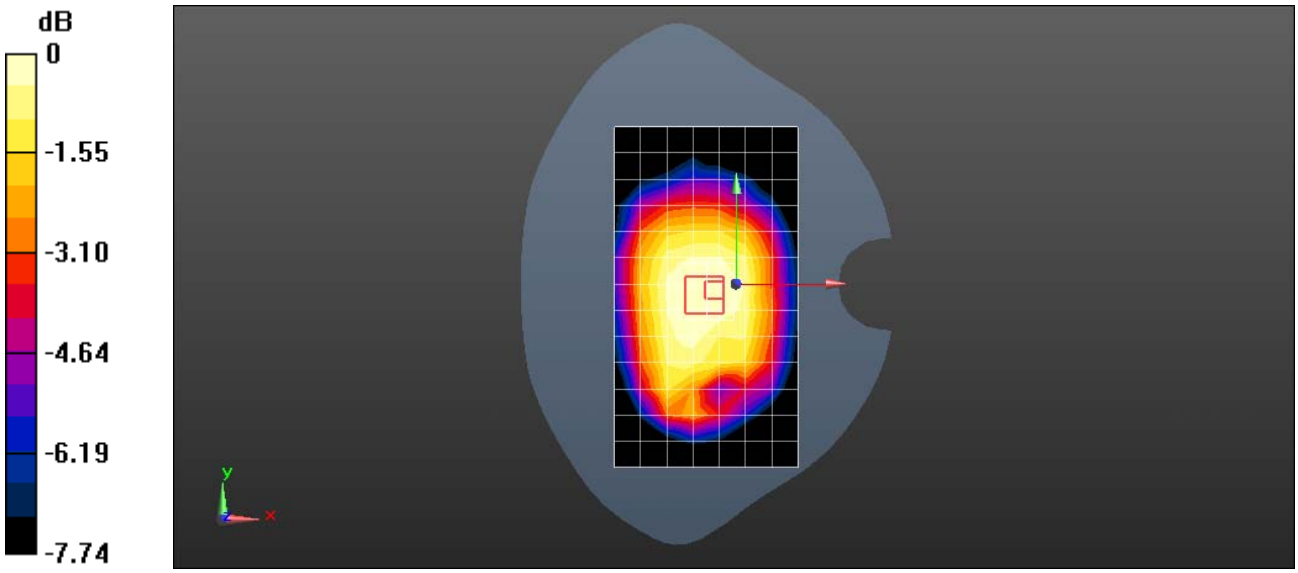

0 dB = 0.253 W/kg = -5.98 dBW/kg

Date: 2016-4-21

Test Laboratory: HUAWEI SAR/HAC Lab

HUAWEI VNS-L53 LTE Band V 10M QPSK 1RB 25 offset 20600CH Back Side 10mm with Battery 2-Main Antenna

DUT: HUAWEI VNS-L53, VNS-L53; Type: Smart Phone; Serial: SAR2

Communication System: UID 0, LTE-FDD (SC-FDMA, 10MHz, QPSK/16-QAM) (0); Frequency: 844 MHz;Duty Cycle: 1:1
Medium parameters used: f = 844 MHz; σ = 1.013 S/m; ε_r = 55.793; ρ = 1000 kg/m^3
Phantom section: Flat Section

DASY Configuration:

- Probe: EX3DV4 - SN3744; ConvF(8.82, 8.82, 8.82); Calibrated: 2015-7-24;
- Sensor-Surface: 1.4mm (Mechanical Surface Detection), z = 1.0, 31.0
- Electronics: DAE4 Sn1236; Calibrated: 2015-11-23
- Phantom: SAM3; Type: SAM; Serial: TP-1597
- DASY52 52.8.8(1222); SEMCAD X 14.6.10(7331)

Configuration/Body/Area Scan (8x14x1): Measurement grid: dx=15mm, dy=15mm
Maximum value of SAR (measured) = 0.413 W/kg

Configuration/Body/Zoom Scan (7x9x7)/Cube 0: Measurement grid: dx=8mm, dy=8mm, dz=5mm
Reference Value = 15.54 V/m; Power Drift = 0.05 dB
Peak SAR (extrapolated) = 0.506 W/kg
SAR(1 g) = 0.292 W/kg; SAR(10 g) = 0.201 W/kg
Maximum value of SAR (measured) = 0.422 W/kg

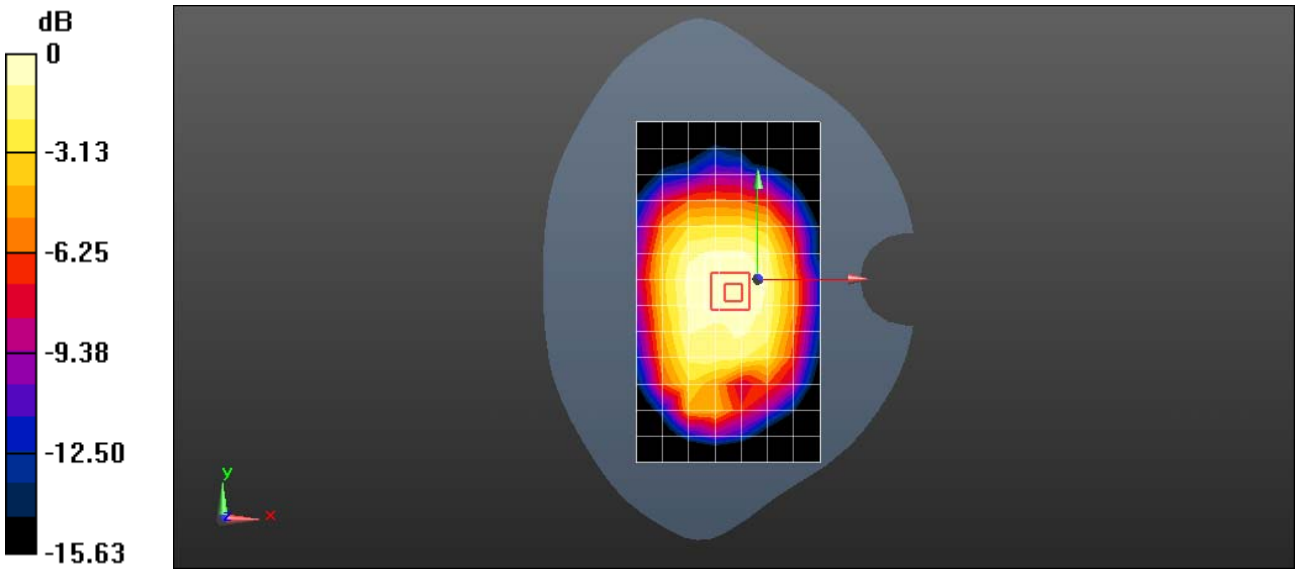

0 dB = 0.422 W/kg = -3.74 dBW/kg

Date: 2016-4-19

Test Laboratory: HUAWEI SAR/HAC Lab

HUAWEI VNS-L53 LTE Band VII 20M QPSK 1RB 0 offset 21350CH Right touch with Battery 2-Main Antenna

DUT: HUAWEI VNS-L53, VNS-L53; Type: Smart Phone; Serial: SAR1

Communication System: UID 0, LTE-FDD (SC-FDMA, 20MHz, QPSK/16-QAM) (0); Frequency: 2560 MHz;Duty Cycle: 1:1
Medium parameters used: f = 2560 MHz; σ = 1.939 S/m; ε_r = 40.094; ρ = 1000 kg/m^3
Phantom section: Right Section

DASY Configuration:

- ¿ Probe: ES3DV3 - SN3168; ConvF(4.48, 4.48, 4.48); Calibrated: 2015-9-28;
- ¿ Sensor-Surface: 3mm (Mechanical Surface Detection), z = 2.0, 32.0
- ¿ Electronics: DAE4 Sn851; Calibrated: 2015-7-20
- ¿ Phantom: SAM1; Type: SAM; Serial: TP-1475
- ¿ DASY52 52.8.8(1222);

Configuration/Head/Area Scan (9x16x1): Measurement grid: dx=12mm, dy=12mm

Maximum value of SAR (measured) = 0.132 W/kg

Configuration/Head/Zoom Scan (7x8x7)/Cube 0: Measurement grid: dx=5mm, dy=5mm, dz=5mm

Reference Value = 4.964 V/m; Power Drift = 0.17 dB
Peak SAR (extrapolated) = 0.256 W/kg
SAR(1 g) = 0.114 W/kg; SAR(10 g) = 0.054 W/kg
Maximum value of SAR (measured) = 0.157 W/kg

Configuration/Head/Zoom Scan (7x8x7)/Cube 1: Measurement grid: dx=5mm, dy=5mm, dz=5mm

Reference Value = 4.964 V/m; Power Drift = 0.17 dB
Peak SAR (extrapolated) = 0.185 W/kg
SAR(1 g) = 0.105 W/kg; SAR(10 g) = 0.063 W/kg

Maximum value of SAR (measured) = 0.126 W/kg



0 dB = 0.132 W/kg = -8.79 dBW/kg

Date: 2016-4-19

Test Laboratory: HUAWEI SAR/HAC Lab

HUAWEI VNS-L53 LTE Band VII 20M QPSK 1RB 50 offset 20850CH Front Side 15mm with Battery 2-Main Antenna

DUT: HUAWEI VNS-L53, VNS-L53; Type: Smart Phone; Serial: SAR2

Communication System: UID 0, LTE-FDD (SC-FDMA, 20MHz, QPSK/16-QAM) (0); Frequency: 2510 MHz;Duty Cycle: 1:1
Medium parameters used: f = 2510 MHz; σ = 1.99 S/m; ε_r = 54.224; ρ = 1000 kg/m^3
Phantom section: Flat Section

DASY Configuration:

- ¿ Probe: ES3DV3 - SN3168; ConvF(4.23, 4.23, 4.23); Calibrated: 2015-9-28;
- ¿ Sensor-Surface: 3mm (Mechanical Surface Detection), z = 2.0, 32.0
- ¿ Electronics: DAE4 Sn851; Calibrated: 2015-7-20
- ¿ Phantom: SAM1; Type: SAM; Serial: TP-1475
- ¿ DASY52 52.8.8(1222);

Configuration/Body/Area Scan (9x15x1): Measurement grid: dx=12mm, dy=12mm

Maximum value of SAR (measured) = 0.531 W/kg

Configuration/Body/Zoom Scan (7x7x7)/Cube 0: Measurement grid: dx=5mm, dy=5mm, dz=5mm

Reference Value = 3.795 V/m; Power Drift = 0.16 dB
Peak SAR (extrapolated) = 0.823 W/kg
SAR(1 g) = 0.441 W/kg; SAR(10 g) = 0.250 W/kg
Maximum value of SAR (measured) = 0.541 W/kg

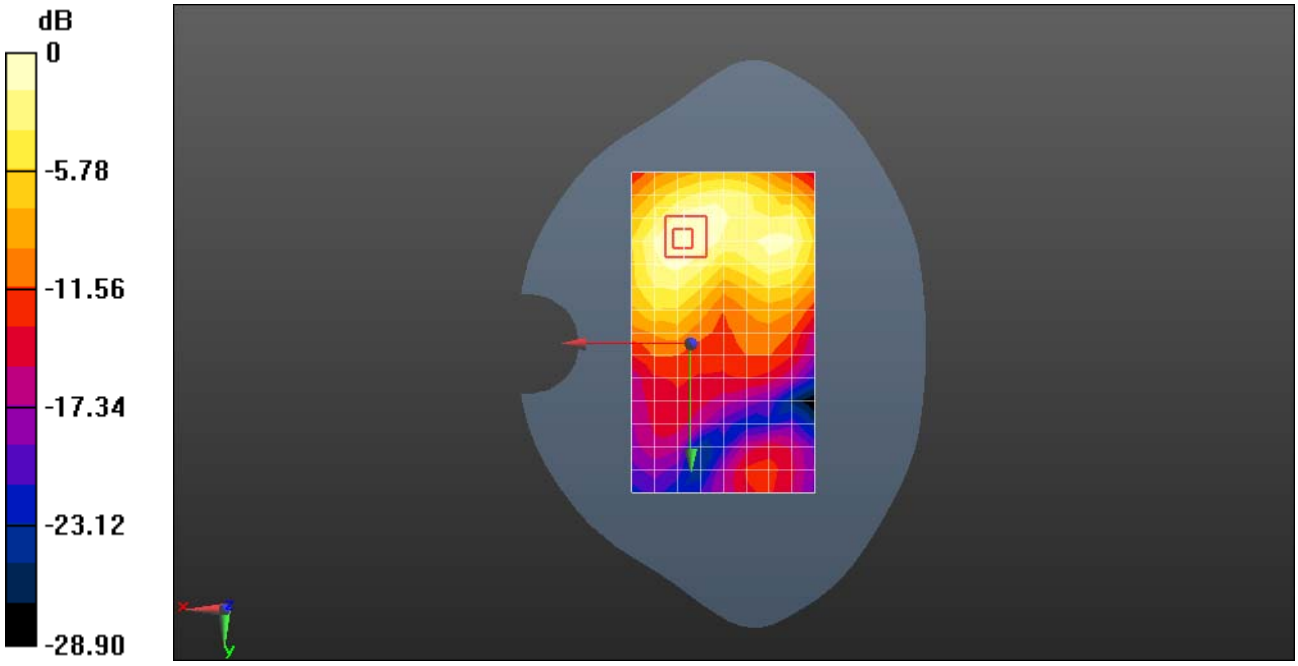

0 dB = 0.531 W/kg = -2.75 dBW/kg

Date: 2016-4-19

Test Laboratory: HUAWEI SAR/HAC Lab

HUAWEI VNS-L53 LTE Band VII 20M QPSK 1RB 50 offset 20850CH Bottom Side 10mm with battery 2 -Main Antenna

DUT: HUAWEI VNS-L53, VNS-L53; Type: Smart Phone; Serial: SAR2

Communication System: UID 0, LTE-FDD (SC-FDMA, 20MHz, QPSK/16-QAM) (0); Frequency: 2510 MHz;Duty Cycle: 1:1
Medium parameters used: f = 2510 MHz; σ = 1.99 S/m; ε_r = 54.224; ρ = 1000 kg/m^3
Phantom section: Flat Section

DASY Configuration:

- ¿ Probe: ES3DV3 - SN3168; ConvF(4.23, 4.23, 4.23); Calibrated: 2015-9-28;
- ¿ Sensor-Surface: 3mm (Mechanical Surface Detection), z = 2.0, 32.0
- ¿ Electronics: DAE4 Sn851; Calibrated: 2015-7-20
- ¿ Phantom: SAM1; Type: SAM; Serial: TP-1475
- ¿ DASY52 52.8.8(1222);

Configuration/Body/Area Scan (9x11x1): Measurement grid: dx=12mm, dy=12mm

Maximum value of SAR (measured) = 0.561 W/kg

Configuration/Body/Zoom Scan (7x7x7)/Cube 0: Measurement grid: dx=5mm, dy=5mm, dz=5mm

Reference Value = 15.86 V/m; Power Drift = -0.01 dB
Peak SAR (extrapolated) = 0.935 W/kg
SAR(1 g) = 0.453 W/kg; SAR(10 g) = 0.240 W/kg
Maximum value of SAR (measured) = 0.593 W/kg

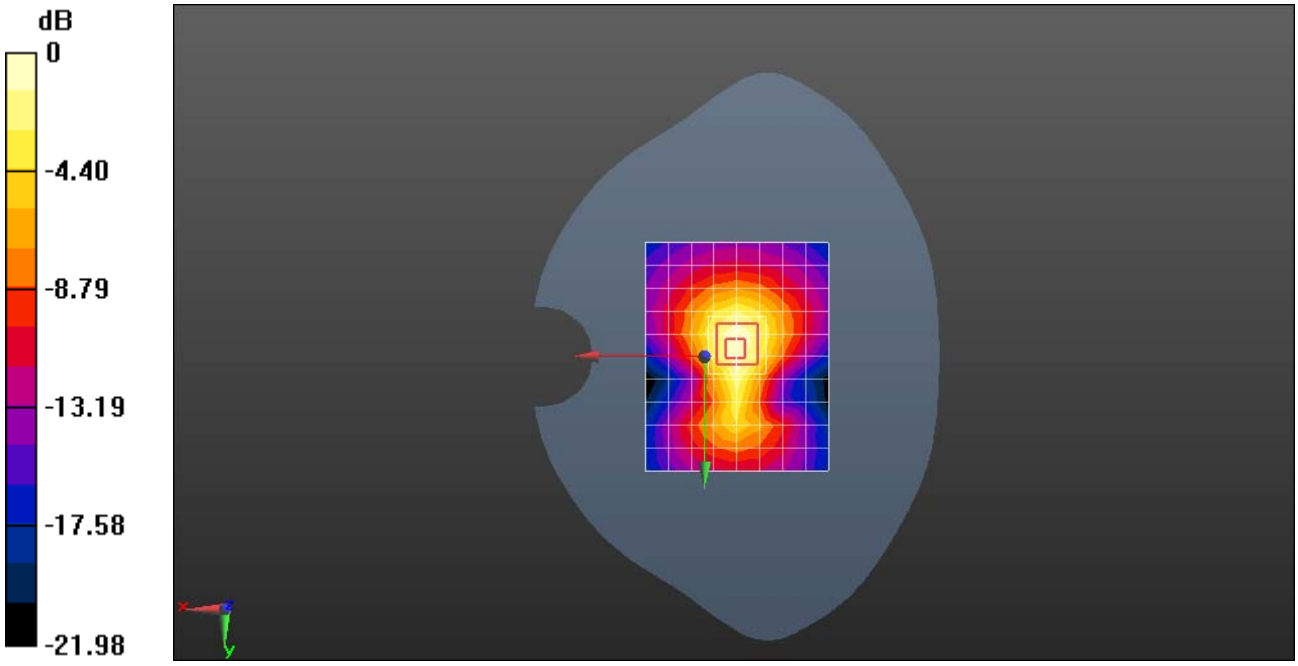

0 dB = 0.561 W/kg = -2.51 dBW/kg

Date: 2016-4-24

Test Laboratory: HUAWEI SAR/HAC Lab

HUAWEI VNS-L53 LTE Band XII 10M QPSK 1RB 25 offset 23095CH Right touch-Main Antenna

DUT: HUAWEI VNS-L53, VNS-L53; Type: Smart Phone; Serial: SAR2

Communication System: UID 0, LTE-FDD (SC-FDMA, 10MHz, QPSK/16-QAM) (0); Frequency: 707.5 MHz;Duty Cycle: 1:1
Medium parameters used (interpolated): f = 707.5 MHz; σ = 0.859 S/m; ε_r = 43.1; ρ = 1000 kg/m^3
Phantom section: Right Section

DASY Configuration:

- Probe: EX3DV4 - SN3744; ConvF(9.44, 9.44, 9.44); Calibrated: 2015-7-24;
- Sensor-Surface: 1.4mm (Mechanical Surface Detection), z = 1.0, 31.0
- Electronics: DAE4 Sn1236; Calibrated: 2015-11-23
- Phantom: SAM3; Type: SAM; Serial: TP-1597
- DASY52 52.8.8(1222); SEMCAD X 14.6.10(7331)

Configuration/Head/Area Scan (8x13x1): Measurement grid: dx=15mm, dy=15mm

Info: Interpolated medium parameters used for SAR evaluation.
Maximum value of SAR (measured) = 0.149 W/kg

Configuration/Head/Zoom Scan (6x5x7)/Cube 0: Measurement grid: dx=8mm, dy=8mm, dz=5mm
Reference Value = 5.721 V/m; Power Drift = 0.08 dB
Peak SAR (extrapolated) = 0.163 W/kg
SAR(1 g) = 0.130 W/kg; SAR(10 g) = 0.103 W/kg

Info: Interpolated medium parameters used for SAR evaluation.
Maximum value of SAR (measured) = 0.152 W/kg



0 dB = 0.152 W/kg = -8.17 dBW/kg

Date: 2016-4-23

Test Laboratory: HUAWEI SAR/HAC Lab

HUAWEI VNS-L53 LTE Band XII 10M QPSK 1RB 25 offset 23060CH Back Side 15mm-Main Antenna

DUT: HUAWEI VNS-L53, VNS-L53; Type: Smart Phone; Serial: SAR2

Communication System: UID 0, LTE-FDD (SC-FDMA, 10MHz, QPSK/16-QAM) (0); Frequency: 704 MHz;Duty Cycle: 1:1
Medium parameters used: f = 704 MHz; σ = 0.912 S/m; ε_r = 54.757; ρ = 1000 kg/m^3
Phantom section: Flat Section

DASY Configuration:

- Probe: EX3DV4 - SN3744; ConvF(9.01, 9.01, 9.01); Calibrated: 2015-7-24;
- Sensor-Surface: 1.4mm (Mechanical Surface Detection), z = 1.0, 31.0
- Electronics: DAE4 Sn1236; Calibrated: 2015-11-23
- Phantom: SAM4; Type: SAM; Serial: TP-1620
- DASY52 52.8.8(1222); SEMCAD X 14.6.10(7331)

Configuration/Body/Area Scan (8x13x1): Measurement grid: dx=15mm, dy=15mm
Maximum value of SAR (measured) = 0.160 W/kg

Configuration/Body/Zoom Scan (6x8x7)/Cube 0: Measurement grid: dx=8mm, dy=8mm, dz=5mm
Reference Value = 10.53 V/m; Power Drift = -0.16 dB
Peak SAR (extrapolated) = 0.189 W/kg
SAR(1 g) = 0.123 W/kg; SAR(10 g) = 0.086 W/kg
Maximum value of SAR (measured) = 0.164 W/kg

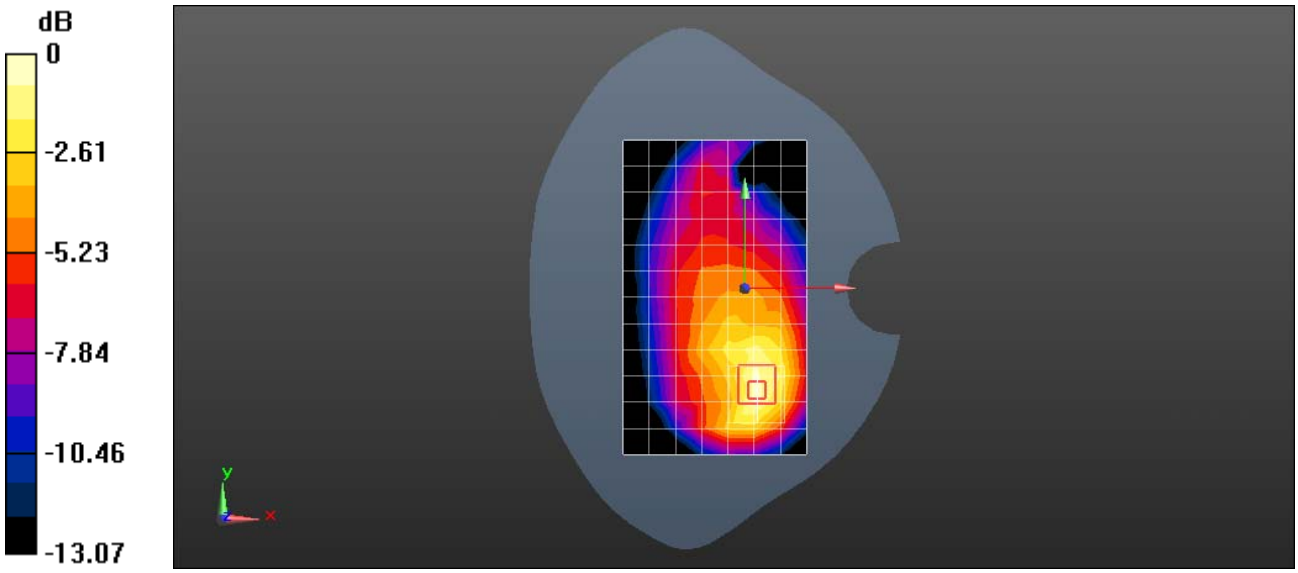

0 dB = 0.164 W/kg = -7.85 dBW/kg

Date: 2016-4-23

Test Laboratory: HUAWEI SAR/HAC Lab

HUAWEI VNS-L53 LTE Band XII 10M QPSK 1RB 25 offset 23060CH Back Side 10mm-Main Antenna

DUT: HUAWEI VNS-L53, VNS-L53; Type: Smart Phone; Serial: SAR2

Communication System: UID 0, LTE-FDD (SC-FDMA, 10MHz, QPSK/16-QAM) (0); Frequency: 704 MHz;Duty Cycle: 1:1
Medium parameters used: f = 704 MHz; σ = 0.912 S/m; ε_r = 54.757; ρ = 1000 kg/m^3
Phantom section: Flat Section

DASY Configuration:

- Probe: EX3DV4 - SN3744; ConvF(9.01, 9.01, 9.01); Calibrated: 2015-7-24;
- Sensor-Surface: 1.4mm (Mechanical Surface Detection), z = 1.0, 31.0
- Electronics: DAE4 Sn1236; Calibrated: 2015-11-23
- Phantom: SAM4; Type: SAM; Serial: TP-1620
- DASY52 52.8.8(1222); SEMCAD X 14.6.10(7331)

Configuration/Body/Area Scan (8x13x1): Measurement grid: dx=15mm, dy=15mm
Maximum value of SAR (measured) = 0.327 W/kg

Configuration/Body/Zoom Scan (6x6x7)/Cube 0: Measurement grid: dx=8mm, dy=8mm, dz=5mm
Reference Value = 10.97 V/m; Power Drift = -0.01 dB
Peak SAR (extrapolated) = 0.406 W/kg
SAR(1 g) = 0.226 W/kg; SAR(10 g) = 0.136 W/kg
Maximum value of SAR (measured) = 0.332 W/kg

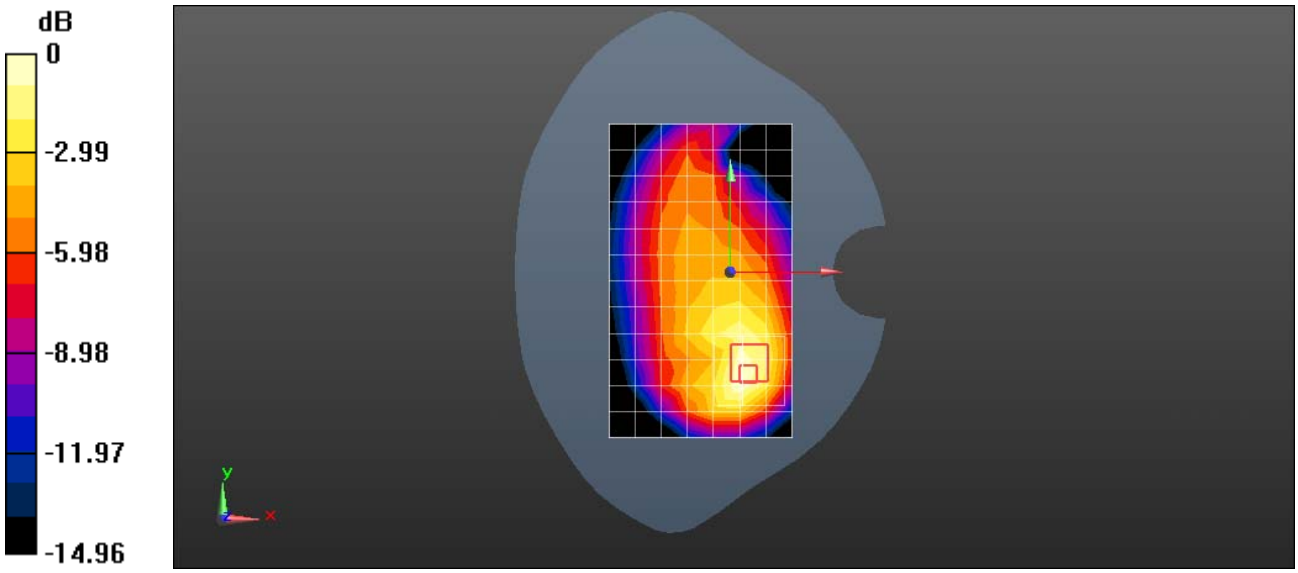

0 dB = 0.332 W/kg = -4.78 dBW/kg

Date: 2016-4-23

Test Laboratory: HUAWEI SAR/HAC Lab

HUAWEI VNS-L53 LTE Band XVII 10M QPSK 1RB 25 offset 23780CH Left touch-Main Antenna

DUT: HUAWEI VNS-L53, VNS-L53; Type: Smart Phone; Serial: SAR2

Communication System: UID 0, LTE-FDD (SC-FDMA, 10MHz, QPSK/16-QAM) (0); Frequency: 709 MHz;Duty Cycle: 1:1
Medium parameters used: f = 709 MHz; σ = 0.861 S/m; ε_r = 43.078; ρ = 1000 kg/m^3
Phantom section: Left Section

DASY Configuration:

- Probe: EX3DV4 - SN3744; ConvF(9.44, 9.44, 9.44); Calibrated: 2015-7-24;
- Sensor-Surface: 1.4mm (Mechanical Surface Detection), z = 1.0, 31.0
- Electronics: DAE4 Sn1236; Calibrated: 2015-11-23
- Phantom: SAM3; Type: SAM; Serial: TP-1597
- DASY52 52.8.8(1222); SEMCAD X 14.6.10(7331)

Configuration/Head/Area Scan (8x13x1): Measurement grid: dx=15mm, dy=15mm
Maximum value of SAR (measured) = 0.131 W/kg

Configuration/Head/Zoom Scan (6x6x7)/Cube 0: Measurement grid: dx=8mm, dy=8mm, dz=5mm
Reference Value = 5.022 V/m; Power Drift = 0.09 dB
Peak SAR (extrapolated) = 0.151 W/kg
SAR(1 g) = 0.109 W/kg; SAR(10 g) = 0.081 W/kg
Maximum value of SAR (measured) = 0.135 W/kg

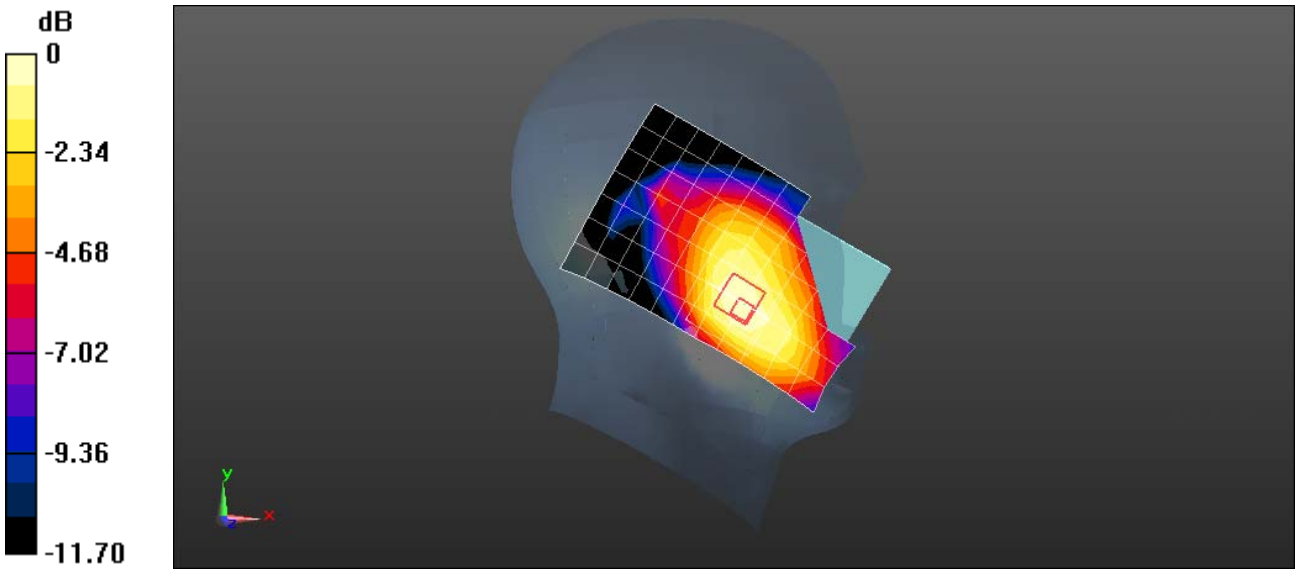

0 dB = 0.135 W/kg = -8.70 dBW/kg

Date: 2016-4-22

Test Laboratory: HUAWEI SAR/HAC Lab

HUAWEI VNS-L53 LTE Band XVII 10M QPSK 1RB 25 offset 23800CH Front Side 15mm-Main Antenna

DUT: HUAWEI VNS-L53, VNS-L53; Type: Smart Phone; Serial: SAR2

Communication System: UID 0, LTE-FDD (SC-FDMA, 10MHz, QPSK/16-QAM) (0); Frequency: 711 MHz;Duty Cycle: 1:1
Medium parameters used: f = 711 MHz; σ = 0.92 S/m; ε_r = 54.686; ρ = 1000 kg/m^3
Phantom section: Flat Section

DASY Configuration:

- Probe: EX3DV4 - SN3744; ConvF(9.01, 9.01, 9.01); Calibrated: 2015-7-24;
- Sensor-Surface: 1.4mm (Mechanical Surface Detection), z = 1.0, 31.0
- Electronics: DAE4 Sn1236; Calibrated: 2015-11-23
- Phantom: SAM4; Type: SAM; Serial: TP-1597
- DASY52 52.8.8(1222); SEMCAD X 14.6.10(7331)

Configuration/Body/Area Scan (8x14x1): Measurement grid: dx=15mm, dy=15mm
Maximum value of SAR (measured) = 0.116 W/kg

Configuration/Body/Zoom Scan (6x7x7)/Cube 0: Measurement grid: dx=8mm, dy=8mm, dz=5mm
Reference Value = 7.835 V/m; Power Drift = 0.06 dB
Peak SAR (extrapolated) = 0.153 W/kg
SAR(1 g) = 0.097 W/kg; SAR(10 g) = 0.065 W/kg
Maximum value of SAR (measured) = 0.127 W/kg

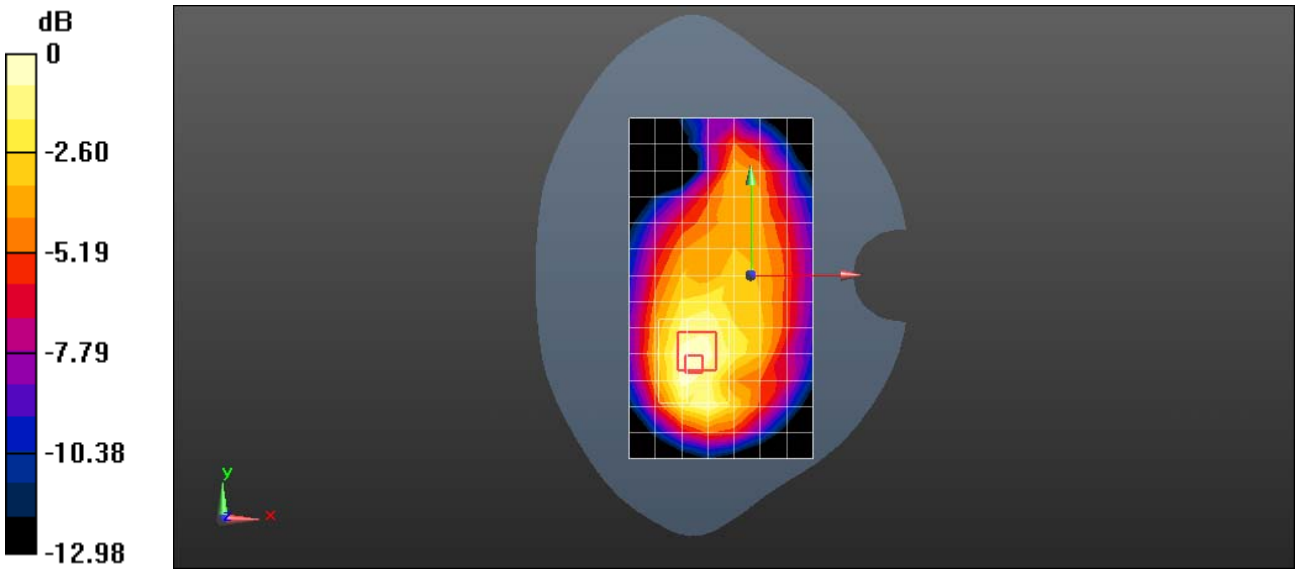

0 dB = 0.127 W/kg = -8.97 dBW/kg

Date: 2016-4-23

Test Laboratory: HUAWEI SAR/HAC Lab

HUAWEI VNS-L53 LTE Band XVII 10M QPSK 25RB 13 offset 23800CH Back Side 10mm-Main Antenna

DUT: HUAWEI VNS-L53, VNS-L53; Type: Smart Phone; Serial: SAR2

Communication System: UID 0, LTE-FDD (SC-FDMA, 10MHz, QPSK/16-QAM) (0); Frequency: 711 MHz;Duty Cycle: 1:1
Medium parameters used: f = 711 MHz; σ = 0.92 S/m; ε_r = 54.686; ρ = 1000 kg/m^3
Phantom section: Flat Section

DASY Configuration:

- Probe: EX3DV4 - SN3744; ConvF(9.01, 9.01, 9.01); Calibrated: 2015-7-24;
- Sensor-Surface: 1.4mm (Mechanical Surface Detection), z = 1.0, 31.0
- Electronics: DAE4 Sn1236; Calibrated: 2015-11-23
- Phantom: SAM4; Type: SAM; Serial: TP-1597
- DASY52 52.8.8(1222); SEMCAD X 14.6.10(7331)

Configuration/Body/Area Scan (8x13x1): Measurement grid: dx=15mm, dy=15mm
Maximum value of SAR (measured) = 0.222 W/kg

Configuration/Body/Zoom Scan (5x5x7)/Cube 0: Measurement grid: dx=8mm, dy=8mm, dz=5mm
Reference Value = 8.518 V/m; Power Drift = 0.16 dB
Peak SAR (extrapolated) = 0.289 W/kg
SAR(1 g) = 0.169 W/kg; SAR(10 g) = 0.105 W/kg

Maximum value of SAR (measured) = 0.241 W/kg

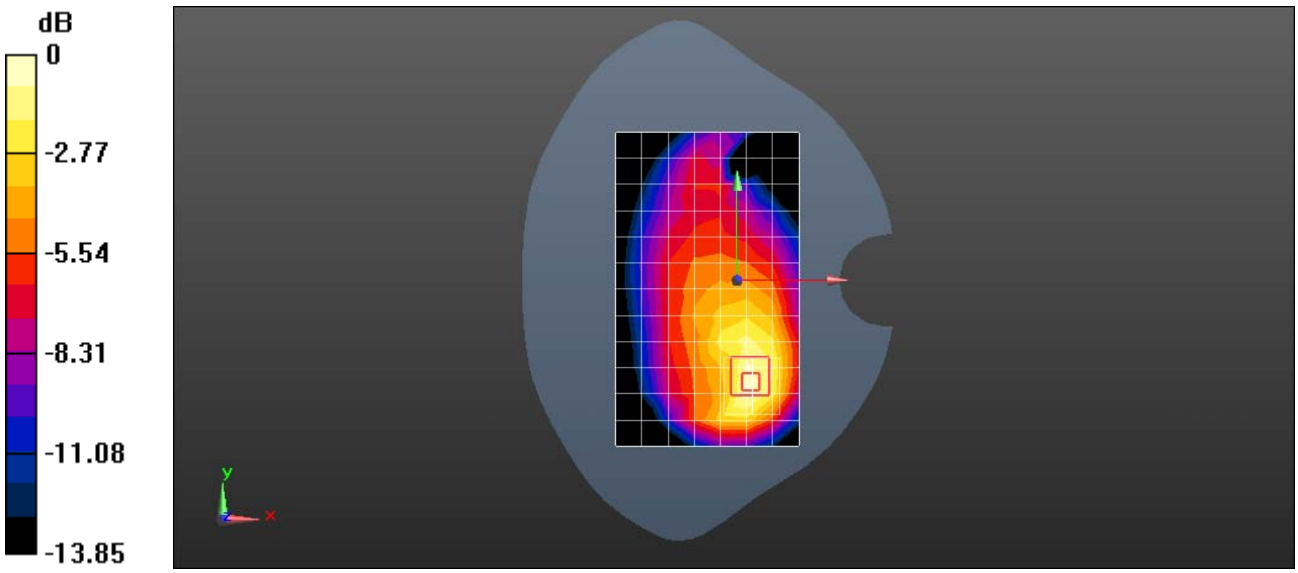

0 dB = 0.241 W/kg = -6.18 dBW/kg

Date: 2016-4-21

Test Laboratory: HUAWEI SAR/HAC Lab

HUAWEI VNS-L53 wifi 2.4G 802.11b 11CH Left touch with Battery 2

DUT: HUAWEI VNS-L53, VNS-L53; Type: Smart Phone; Serial: SAR2

Communication System: UID 0, WiFi(802.11a/b/g/n/ac) (0); Frequency: 2462 MHz;Duty Cycle: 1:1
Medium parameters used: f = 2462 MHz; σ = 1.808 S/m; ε_r = 39.271; ρ = 1000 kg/m^3
Phantom section: Left Section

DASY Configuration:

- Probe: EX3DV4 - SN3744; ConvF(6.84, 6.84, 6.84); Calibrated: 2015-7-24;
- Sensor-Surface: 1.4mm (Mechanical Surface Detection), z = 1.0, 31.0
- Electronics: DAE4 Sn1236; Calibrated: 2015-11-23
- Phantom: SAM4; Type: SAM; Serial: TP-1620
- DASY52 52.8.8(1222); SEMCAD X 14.6.10(7331)

Configuration/Head/Area Scan (10x16x1): Measurement grid: dx=12mm, dy=12mm
Maximum value of SAR (measured) = 1.45 W/kg

Configuration/Head/Zoom Scan (7x8x7)/Cube 0: Measurement grid: dx=5mm, dy=5mm, dz=5mm
Reference Value = 7.559 V/m; Power Drift = 0.12 dB
Peak SAR (extrapolated) = 2.05 W/kg
SAR(1 g) = 0.840 W/kg; SAR(10 g) = 0.400 W/kg
Maximum value of SAR (measured) = 1.51 W/kg

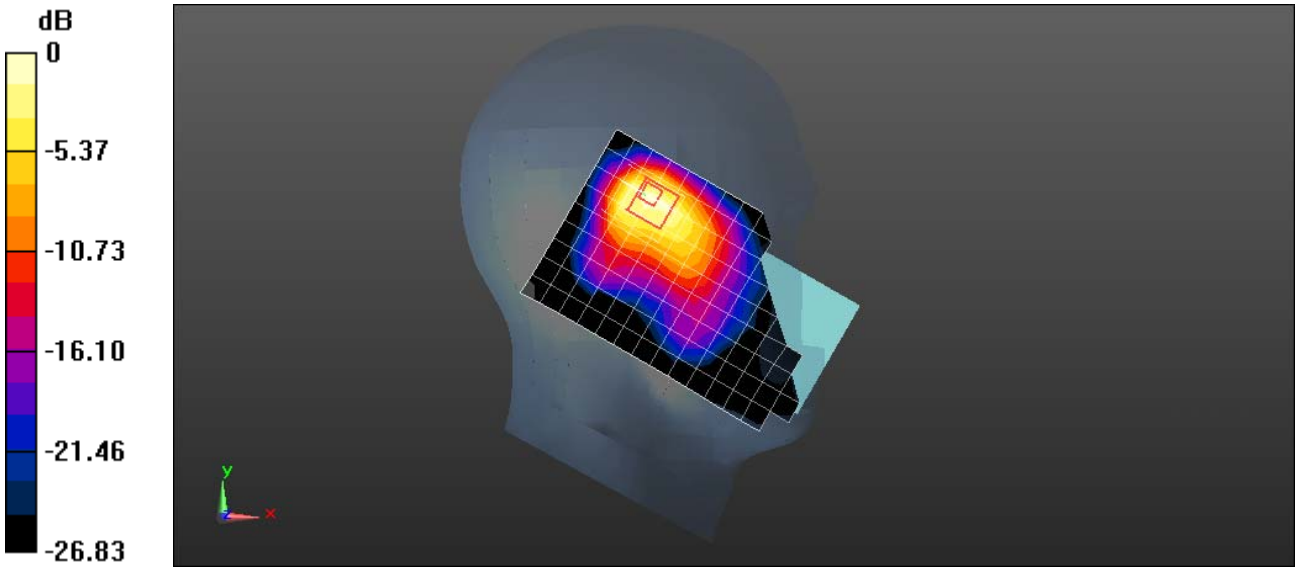

0 dB = 1.51 W/kg = 1.80 dBW/kg

Date: 2016-4-21

Test Laboratory: HUAWEI SAR/HAC Lab

HUAWEI VNS-L53 wifi 2.4G 802.11b 6CH Front side 15mm

DUT: HUAWEI VNS-L53, VNS-L53; Type: Smart Phone; Serial: SAR2

Communication System: UID 0, WiFi(802.11a/b/g/n/ac) (0); Frequency: 2437 MHz;Duty Cycle: 1:1
Medium parameters used: f = 2437 MHz; σ = 1.896 S/m; ε_r = 54.072; ρ = 1000 kg/m^3
Phantom section: Flat Section

DASY Configuration:

- Probe: EX3DV4 - SN3744; ConvF(6.77, 6.77, 6.77); Calibrated: 2015-7-24;
- Sensor-Surface: 1.4mm (Mechanical Surface Detection), z = 1.0, 31.0
- Electronics: DAE4 Sn1236; Calibrated: 2015-11-23
- Phantom: SAM3; Type: SAM; Serial: TP-1597
- DASY52 52.8.8(1222); SEMCAD X 14.6.10(7331)

Configuration/Body/Area Scan (9x15x1): Measurement grid: dx=12mm, dy=12mm
Maximum value of SAR (measured) = 0.108 W/kg

Configuration/Body/Zoom Scan (7x7x7)/Cube 0: Measurement grid: dx=5mm, dy=5mm, dz=5mm
Reference Value = 4.502 V/m; Power Drift = 0.06 dB
Peak SAR (extrapolated) = 0.142 W/kg
SAR(1 g) = 0.080 W/kg; SAR(10 g) = 0.046 W/kg
Maximum value of SAR (measured) = 0.118 W/kg

Configuration/Body/Zoom Scan (7x7x7)/Cube 1: Measurement grid: dx=5mm, dy=5mm, dz=5mm
Reference Value = 4.502 V/m; Power Drift = 0.06 dB
Peak SAR (extrapolated) = 0.100 W/kg
SAR(1 g) = 0.057 W/kg; SAR(10 g) = 0.034 W/kg
Maximum value of SAR (measured) = 0.0827 W/kg

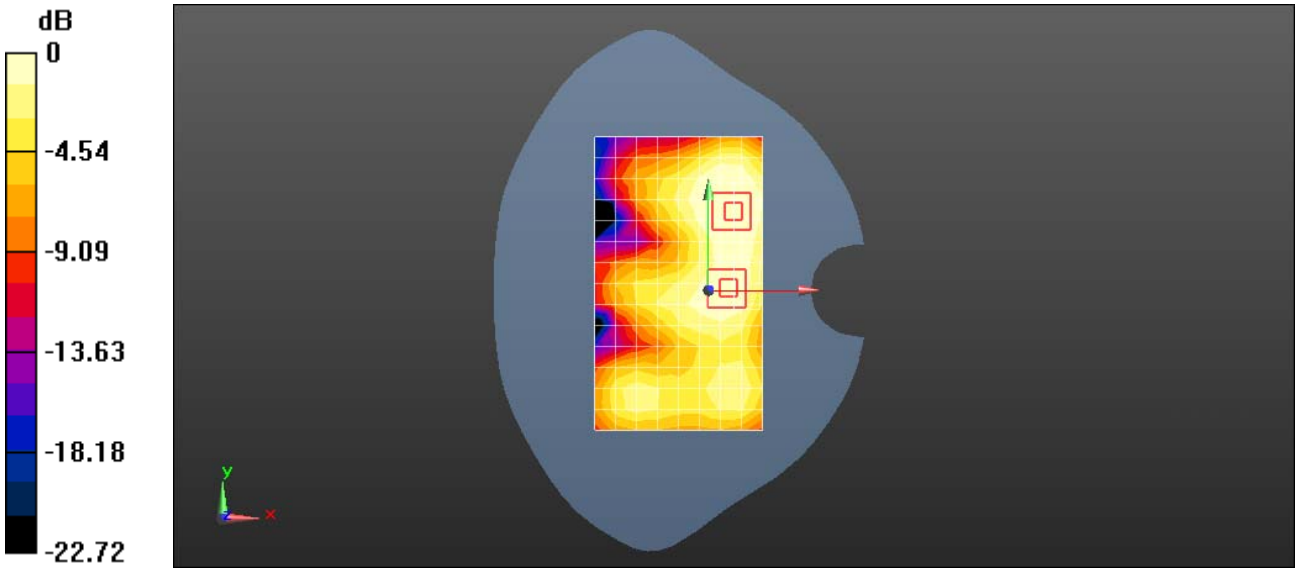

0 dB = 0.0827 W/kg = -10.82 dBW/kg

Date: 2016-4-21

Test Laboratory: HUAWEI SAR/HAC Lab

HUAWEI VNS-L53 wifi 2.4G 802.11b 6CH Right side 10mm with Battery 2

DUT: HUAWEI VNS-L53, VNS-L53; Type: Smart Phone; Serial: SAR2

Communication System: UID 0, WiFi(802.11a/b/g/n/ac) (0); Frequency: 2437 MHz;Duty Cycle: 1:1
Medium parameters used: f = 2437 MHz; σ = 1.896 S/m; ε_r = 54.072; ρ = 1000 kg/m^3
Phantom section: Flat Section

DASY Configuration:

- Probe: EX3DV4 - SN3744; ConvF(6.77, 6.77, 6.77); Calibrated: 2015-7-24;
- Sensor-Surface: 1.4mm (Mechanical Surface Detection), z = 1.0, 31.0
- Electronics: DAE4 Sn1236; Calibrated: 2015-11-23
- Phantom: SAM3; Type: SAM; Serial: TP-1597
- DASY52 52.8.8(1222); SEMCAD X 14.6.10(7331)

Configuration/Body/Area Scan (6x15x1): Measurement grid: dx=12mm, dy=12mm
Maximum value of SAR (measured) = 0.346 W/kg

Configuration/Body/Zoom Scan (7x7x7)/Cube 0: Measurement grid: dx=5mm, dy=5mm, dz=5mm
Reference Value = 11.24 V/m; Power Drift = -0.10 dB
Peak SAR (extrapolated) = 0.477 W/kg
SAR(1 g) = 0.249 W/kg; SAR(10 g) = 0.124 W/kg
Maximum value of SAR (measured) = 0.393 W/kg

Configuration/Body/Zoom Scan (7x7x7)/Cube 1: Measurement grid: dx=5mm, dy=5mm, dz=5mm
Reference Value = 11.24 V/m; Power Drift = -0.10 dB
Peak SAR (extrapolated) = 0.433 W/kg
SAR(1 g) = 0.235 W/kg; SAR(10 g) = 0.127 W/kg
Maximum value of SAR (measured) = 0.358 W/kg

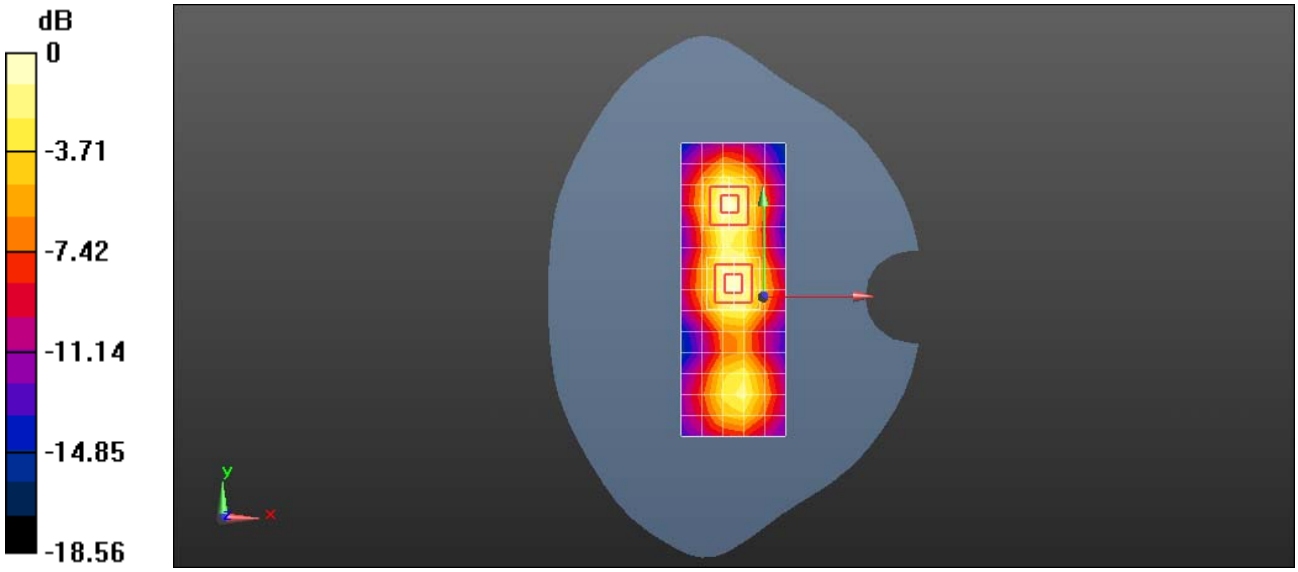

0 dB = 0.358 W/kg = -4.46 dBW/kg