Appendix B. SAR Measurement Plots

Table of contents
GSM850 Head
GSM850 Body
GSM1900 Head
GSM1900 Body
UMTS Band II Head
UMTS Band II Body
UMTS Band IV Head
UMTS Band IV Body
UMTS Band V Head
UMTS Band V Body
LTE Band 2 Head
LTE Band 2 Body
LTE Band 4 Head
LTE Band 4 Body
LTE Band 5 Head
LTE Band 5 Body
LTE Band 7 Head
LTE Band 7 Body
LTE Band 12 Head
LTE Band 12 Body
LTE Band 26 Head
LTE Band 26 Body
LTE Band 38 Head
LTE Band 38 Body
LTE Band 41 Head
LTE Band 41 Body
WIFI 2.4G Head
WIFI 2.4G Body
WIFI 5G Head
WIFI 5G Body
BT Head
BT Body

Date: 2019-1-26

Test Laboratory: HUAWEI SAR/HAC Lab

VOG-L29 GSM850 128CH Left Cheek-Second Antenna

DUT: VOG-L29; Type: Smart Phone; Serial: SAR2

Communication System: UID 0, HW-GSM\GPRS\EGPRS-1TS (0); Frequency: 824.2 MHz;Duty Cycle: 1:8.30042
Medium parameters used (interpolated): f = 824.2 MHz; σ = 0.927 S/m; ε_r = 42.289; ρ = 1000 kg/m^3
Phantom section: Left Section

DASY Configuration:

- Probe: ES3DV3 - SN3168; ConvF(6.35, 6.35, 6.35) @ 824.2 MHz; Calibrated: 2018-9-27
- Sensor-Surface: 3mm (Mechanical Surface Detection), z = 2.0, 32.0
- Electronics: DAE4 Sn1235; Calibrated: 2018-11-14
- Phantom: SAM3; Type: SAM; Serial: 1597
- DASY52 52.10.1(1476); SEMCAD X 14.6.11(7439)

Configuration/Head/Area Scan (9x14x1): Measurement grid: dx=15mm, dy=15mm

Info: Interpolated medium parameters used for SAR evaluation.
Maximum value of SAR (measured) = 0.387 W/kg

Configuration/Head/Zoom Scan (5x5x7)/Cube 0: Measurement grid: dx=8mm, dy=8mm, dz=5mm
Reference Value = 11.96 V/m; Power Drift = -0.00 dB
Peak SAR (extrapolated) = 0.861 W/kg
SAR(1 g) = 0.387 W/kg; SAR(10 g) = 0.192 W/kg

Info: Interpolated medium parameters used for SAR evaluation.

Maximum value of SAR (measured) = 0.501 W/kg



0 dB = 0.501 W/kg = -3.00 dBW/kg

Date: 2019-1-26

Test Laboratory: HUAWEI SAR/HAC Lab

VOG-L29 GSM850 251CH Right Cheek-Main Antenna

DUT: VOG-L29; Type: Smart Phone; Serial: SAR2

Communication System: UID 0, HW-GSM\GPRS\EGPRS-1TS (0); Frequency: 848.8 MHz;Duty Cycle: 1:8.30042
Medium parameters used: f = 849 MHz; σ = 0.936 S/m; ε_r = 42.224; ρ = 1000 kg/m^3
Phantom section: Right Section

DASY Configuration:

- Probe: ES3DV3 - SN3168; ConvF(6.35, 6.35, 6.35) @ 848.8 MHz; Calibrated: 2018-9-27
- Sensor-Surface: 3mm (Mechanical Surface Detection), z = 2.0, 32.0
- Electronics: DAE4 Sn1235; Calibrated: 2018-11-14
- Phantom: SAM3; Type: SAM; Serial: 1597
- DASY52 52.10.1(1476); SEMCAD X 14.6.11(7439)

Configuration/Head/Area Scan (9x14x1): Measurement grid: dx=15mm, dy=15mm
Maximum value of SAR (measured) = 0.149 W/kg

Configuration/Head/Zoom Scan (5x5x7)/Cube 0: Measurement grid: dx=8mm, dy=8mm, dz=5mm
Reference Value = 5.474 V/m; Power Drift = 0.16 dB
Peak SAR (extrapolated) = 0.171 W/kg
SAR(1 g) = 0.138 W/kg; SAR(10 g) = 0.108 W/kg
Maximum value of SAR (measured) = 0.149 W/kg

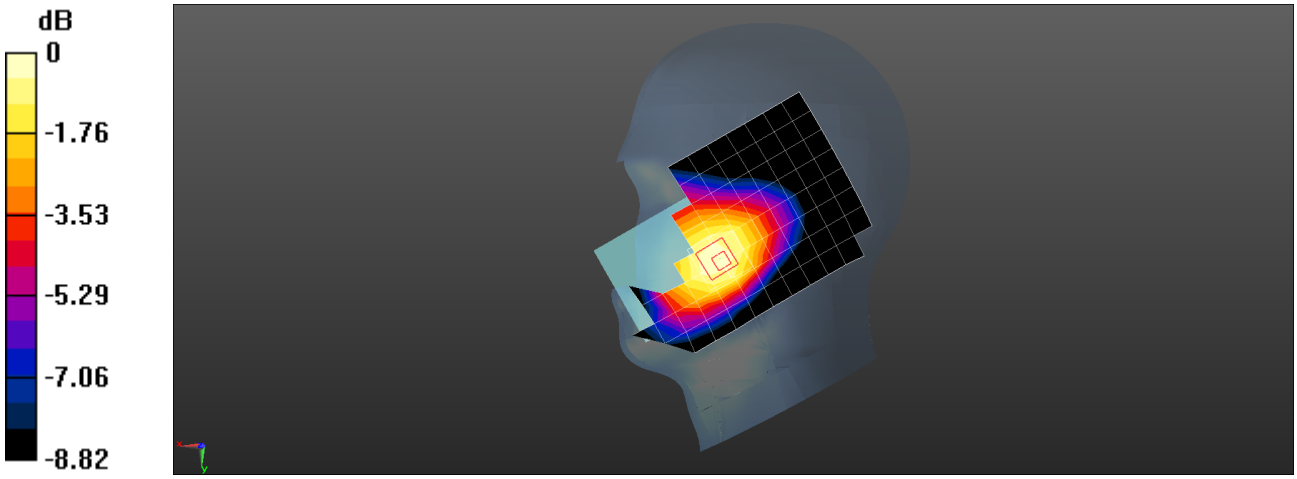

0 dB = 0.149 W/kg = -8.27 dBW/kg

Date: 2019-1-4

Test Laboratory: HUAWEI SAR/HAC Lab

VOG-L04 GSM850 190CH Back Side 15mm-Second Antenna

DUT: VOG-L04; Type: Smart Phone; Serial: SAR3

Communication System: UID 0, HW-GSM\GPRS\EGPRS-1TS (0); Frequency: 836.6 MHz;Duty Cycle: 1:8.30042
Medium parameters used: f = 837 MHz; σ = 1.015 S/m; ε_r = 53.866; ρ = 1000 kg/m^3
Phantom section: Flat Section

DASY Configuration:

- Probe: EX3DV4 - SN3744; ConvF(9.12, 9.12, 9.12) @ 836.6 MHz; Calibrated: 2018-7-25
- Sensor-Surface: 1.4mm (Mechanical Surface Detection), z = 1.0, 31.0
- Electronics: DAE4 Sn852; Calibrated: 2018-4-23
- Phantom: SAM5; Type: SAM; Serial: 1892
- DASY52 52.10.1(1476); SEMCAD X 14.6.11(7439)

Configuration/Body/Area Scan (9x13x1): Measurement grid: dx=15mm, dy=15mm
Maximum value of SAR (measured) = 0.346 W/kg

Configuration/Body/Zoom Scan (5x5x7)/Cube 0: Measurement grid: dx=8mm, dy=8mm, dz=5mm
Reference Value = 11.49 V/m; Power Drift = -0.15 dB
Peak SAR (extrapolated) = 0.395 W/kg
SAR(1 g) = 0.270 W/kg; SAR(10 g) = 0.183 W/kg
Maximum value of SAR (measured) = 0.349 W/kg

Configuration/Body/Zoom Scan (5x5x7)/Cube 1: Measurement grid: dx=8mm, dy=8mm, dz=5mm
Reference Value = 11.49 V/m; Power Drift = -0.15 dB
Peak SAR (extrapolated) = 0.409 W/kg
SAR(1 g) = 0.243 W/kg; SAR(10 g) = 0.142 W/kg
Maximum value of SAR (measured) = 0.337 W/kg

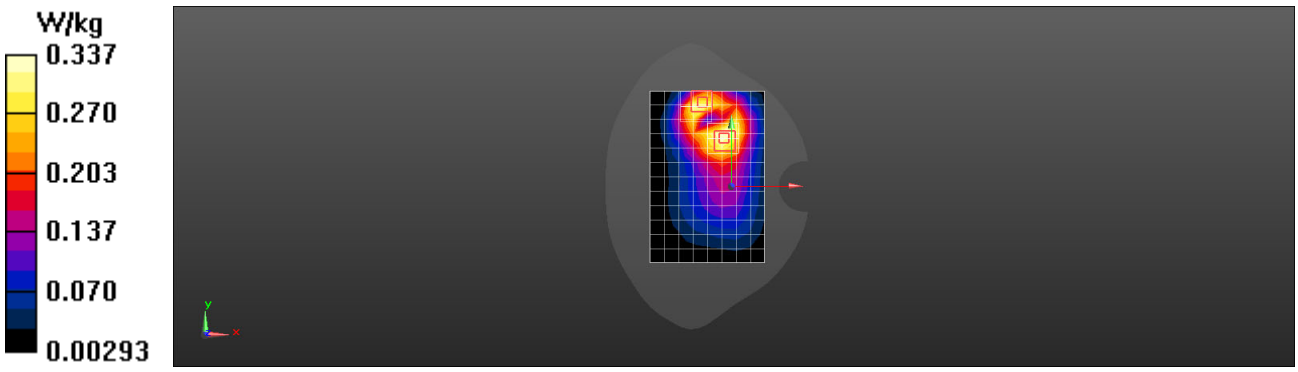

Date: 2019-1-4

Test Laboratory: HUAWEI SAR/HAC Lab

VOG-L04 GSM850 251CH Back Side 15mm with Battery2-Main Antenna

DUT: VOG-L04; Type: Smart Phone; Serial: SAR3

Communication System: UID 0, HW-GSM\GPRS\EGPRS-1TS (0); Frequency: 848.8 MHz;Duty Cycle: 1:8.30042
Medium parameters used: f = 849 MHz; σ = 1.019 S/m; ε_r = 53.818; ρ = 1000 kg/m^3
Phantom section: Flat Section

DASY Configuration:

- Probe: EX3DV4 - SN3744; ConvF(9.12, 9.12, 9.12) @ 848.8 MHz; Calibrated: 2018-7-25
- Sensor-Surface: 1.4mm (Mechanical Surface Detection), z = 1.0, 31.0
- Electronics: DAE4 Sn852; Calibrated: 2018-4-23
- Phantom: SAM5; Type: SAM; Serial: 1892
- DASY52 52.10.1(1476); SEMCAD X 14.6.11(7439)

Configuration/Body/Area Scan (9x14x1): Measurement grid: dx=15mm, dy=15mm
Maximum value of SAR (measured) = 0.349 W/kg

Configuration/Body/Zoom Scan (5x5x7)/Cube 0: Measurement grid: dx=8mm, dy=8mm, dz=5mm
Reference Value = 14.13 V/m; Power Drift = -0.08 dB
Peak SAR (extrapolated) = 0.411 W/kg
SAR(1 g) = 0.288 W/kg; SAR(10 g) = 0.202 W/kg
Maximum value of SAR (measured) = 0.366 W/kg

Configuration/Body/Zoom Scan (5x5x7)/Cube 1: Measurement grid: dx=8mm, dy=8mm, dz=5mm
Reference Value = 14.13 V/m; Power Drift = -0.08 dB
Peak SAR (extrapolated) = 0.380 W/kg
SAR(1 g) = 0.235 W/kg; SAR(10 g) = 0.146 W/kg
Maximum value of SAR (measured) = 0.332 W/kg

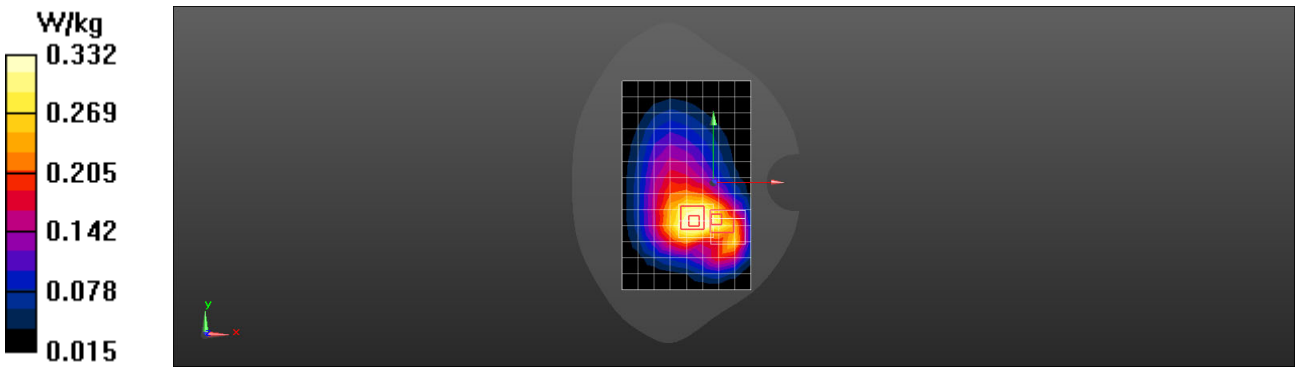

Date: 2019-1-4

Test Laboratory: HUAWEI SAR/HAC Lab

VOG-L04 GSM850 GPRS 2TS 190CH Back Side 10mm-Second Antenna

DUT: VOG-L04; Type: Smart Phone; Serial: SAR3

Communication System: UID 0, HW-GSM\GPRS\EGPRS-2TS (0); Frequency: 836.6 MHz;Duty Cycle: 1:4.10015
Medium parameters used: f = 837 MHz; σ = 1.015 S/m; ε_r = 53.866; ρ = 1000 kg/m^3
Phantom section: Flat Section

DASY Configuration:

- Probe: EX3DV4 - SN3744; ConvF(9.12, 9.12, 9.12) @ 836.6 MHz; Calibrated: 2018-7-25
- Sensor-Surface: 1.4mm (Mechanical Surface Detection), z = 1.0, 31.0
- Electronics: DAE4 Sn852; Calibrated: 2018-4-23
- Phantom: SAM5; Type: SAM; Serial: 1892
- DASY52 52.10.1(1476); SEMCAD X 14.6.11(7439)

Configuration/Body/Area Scan (9x13x1): Measurement grid: dx=15mm, dy=15mm
Maximum value of SAR (measured) = 0.965 W/kg

Configuration/Body/Zoom Scan (6x5x7)/Cube 0: Measurement grid: dx=8mm, dy=8mm, dz=5mm
Reference Value = 11.96 V/m; Power Drift = -0.06 dB
Peak SAR (extrapolated) = 1.18 W/kg
SAR(1 g) = 0.647 W/kg; SAR(10 g) = 0.359 W/kg
Maximum value of SAR (measured) = 0.969 W/kg

Configuration/Body/Zoom Scan (6x5x7)/Cube 1: Measurement grid: dx=8mm, dy=8mm, dz=5mm
Reference Value = 11.96 V/m; Power Drift = -0.06 dB
Peak SAR (extrapolated) = 0.751 W/kg
SAR(1 g) = 0.489 W/kg; SAR(10 g) = 0.319 W/kg
Maximum value of SAR (measured) = 0.646 W/kg

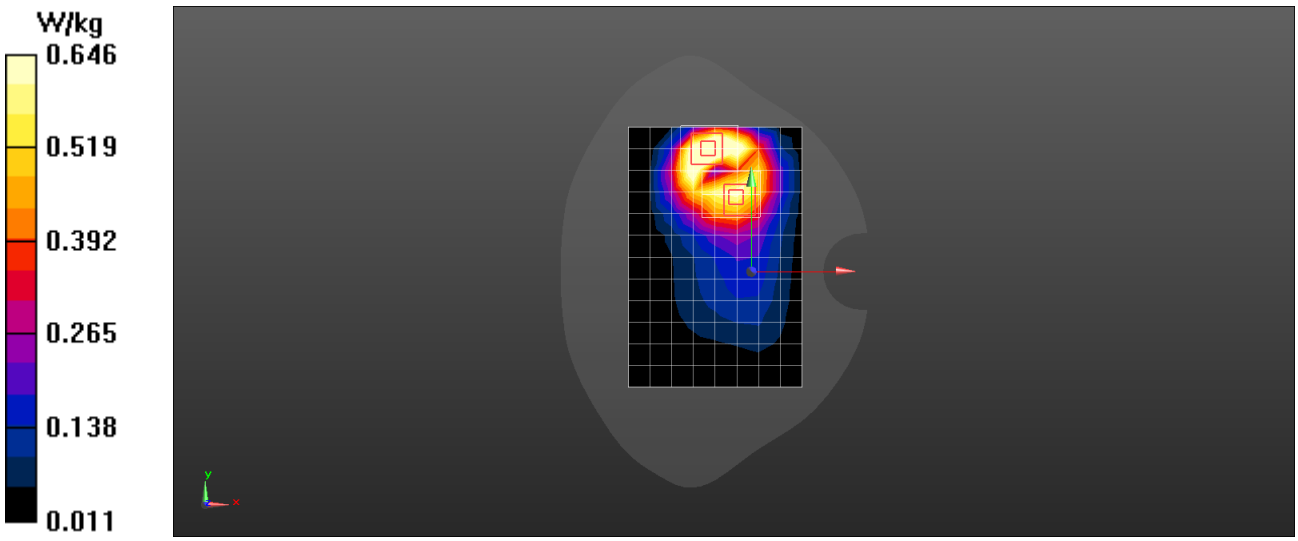

Date: 2019-1-16

Test Laboratory: HUAWEI SAR/HAC Lab

VOG-L29 GSM850 GPRS 2TS 251CH Back Side 10mm with Battery2-Main Antenna

DUT: VOG-L29; Type: Smart Phone; Serial: SAR3

Communication System: UID 0, HW-GSM\GPRS\EGPRS-2TS (0); Frequency: 848.8 MHz;Duty Cycle: 1:4.10015
Medium parameters used: f = 849 MHz; σ = 0.966 S/m; ε_r = 56.31; ρ = 1000 kg/m^3
Phantom section: Flat Section

DASY Configuration:

- Probe: EX3DV4 - SN3744; ConvF(9.12, 9.12, 9.12) @ 848.8 MHz; Calibrated: 2018-7-25
- Sensor-Surface: 1.4mm (Mechanical Surface Detection), z = 1.0, 31.0
- Electronics: DAE4 Sn852; Calibrated: 2018-4-23
- Phantom: SAM5; Type: SAM; Serial: 1892
- DASY52 52.10.1(1476); SEMCAD X 14.6.11(7439)

Configuration/Body/Area Scan (9x13x1): Measurement grid: dx=15mm, dy=15mm
Maximum value of SAR (measured) = 0.676 W/kg

Configuration/Body/Zoom Scan (9x8x7)/Cube 0: Measurement grid: dx=8mm, dy=8mm, dz=5mm
Reference Value = 14.62 V/m; Power Drift = -0.05 dB
Peak SAR (extrapolated) = 0.856 W/kg
SAR(1 g) = 0.502 W/kg; SAR(10 g) = 0.342 W/kg
Maximum value of SAR (measured) = 0.692 W/kg

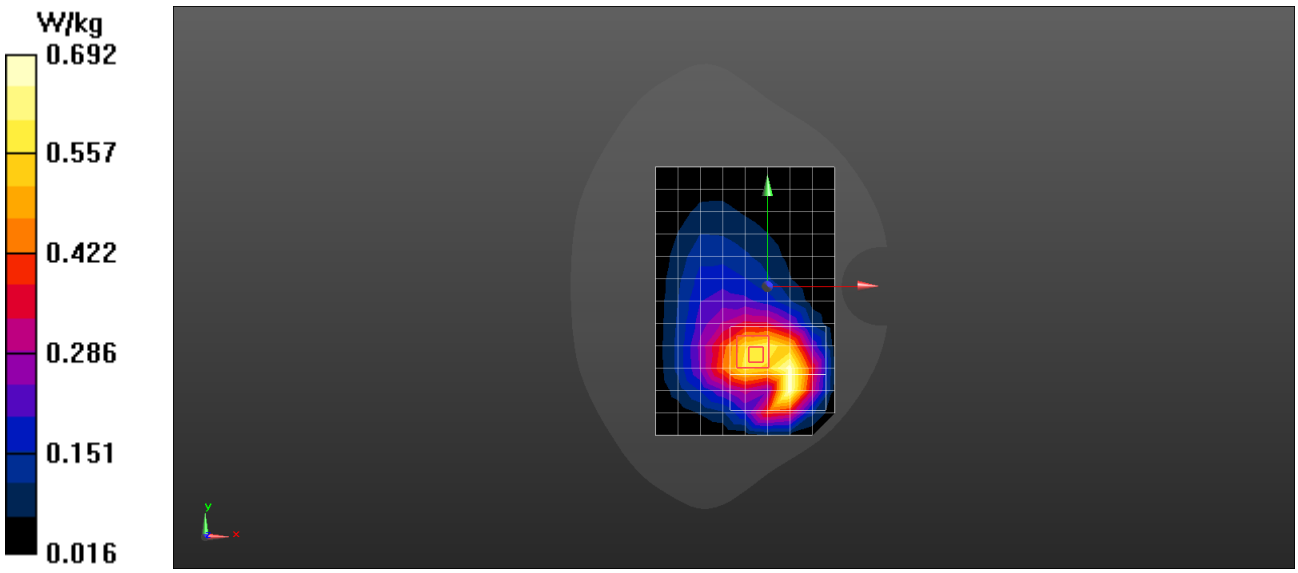

Date: 2019-1-3

Test Laboratory: HUAWEI SAR/HAC Lab

VOG-L04 GSM1900 810CH Right Tilt with Battery2-Second Antenna

DUT: VOG-L04; Type: Smart Phone; Serial: SAR2

Communication System: UID 0, HW-GSM\GPRS\EGPRS-1TS (0); Frequency: 1909.8 MHz;Duty Cycle: 1:8.30042
Medium parameters used: f = 1910 MHz; σ = 1.465 S/m; ε_r = 39.194; ρ = 1000 kg/m^3
Phantom section: Right Section

DASY Configuration:

- Probe: ES3DV3 - SN3168; ConvF(5.2, 5.2, 5.2) @ 1909.8 MHz; Calibrated: 2018-9-27
- Sensor-Surface: 3mm (Mechanical Surface Detection), z = 2.0, 32.0
- Electronics: DAE4 Sn1235; Calibrated: 2018-11-14
- Phantom: SAM3; Type: SAM; Serial: 1597
- DASY52 52.10.1(1476); SEMCAD X 14.6.11(7439)

Configuration/Head/Area Scan (9x14x1): Measurement grid: dx=15mm, dy=15mm
Maximum value of SAR (measured) = 0.390 W/kg

Configuration/Head/Zoom Scan (5x5x7)/Cube 0: Measurement grid: dx=8mm, dy=8mm, dz=5mm
Reference Value = 10.09 V/m; Power Drift = -0.00 dB
Peak SAR (extrapolated) = 0.884 W/kg
SAR(1 g) = 0.475 W/kg; SAR(10 g) = 0.228 W/kg

Maximum value of SAR (measured) = 0.625 W/kg



0 dB = 0.390 W/kg = -4.09 dBW/kg

Date: 2019-1-25

Test Laboratory: HUAWEI SAR/HAC Lab

VOG-L29 GSM1900 661CH Right Cheek-Main Antenna

DUT: VOG-L29; Type: Smart Phone; Serial: SAR4

Communication System: UID 0, HW-GSM\GPRS\EGPRS-1TS (0); Frequency: 1880 MHz;Duty Cycle: 1:8.30042
Medium parameters used: f = 1880 MHz; σ = 1.407 S/m; ε_r = 41.612; ρ = 1000 kg/m^3
Phantom section: Right Section

DASY Configuration:

- Probe: ES3DV3 - SN3168; ConvF(5.2, 5.2, 5.2) @ 1880 MHz; Calibrated: 2018-9-27
- Sensor-Surface: 3mm (Mechanical Surface Detection), z = 2.0, 32.0
- Electronics: DAE4 Sn1235; Calibrated: 2018-11-14
- Phantom: SAM3; Type: SAM; Serial: 1597
- DASY52 52.10.1(1476); SEMCAD X 14.6.11(7439)

Configuration/Head/Area Scan (9x15x1): Measurement grid: dx=15mm, dy=15mm
Maximum value of SAR (measured) = 0.117 W/kg

Configuration/Head/Zoom Scan (5x5x7)/Cube 0: Measurement grid: dx=8mm, dy=8mm, dz=5mm
Reference Value = 3.161 V/m; Power Drift = 0.12 dB
Peak SAR (extrapolated) = 0.154 W/kg
SAR(1 g) = 0.102 W/kg; SAR(10 g) = 0.063 W/kg
Maximum value of SAR (measured) = 0.118 W/kg

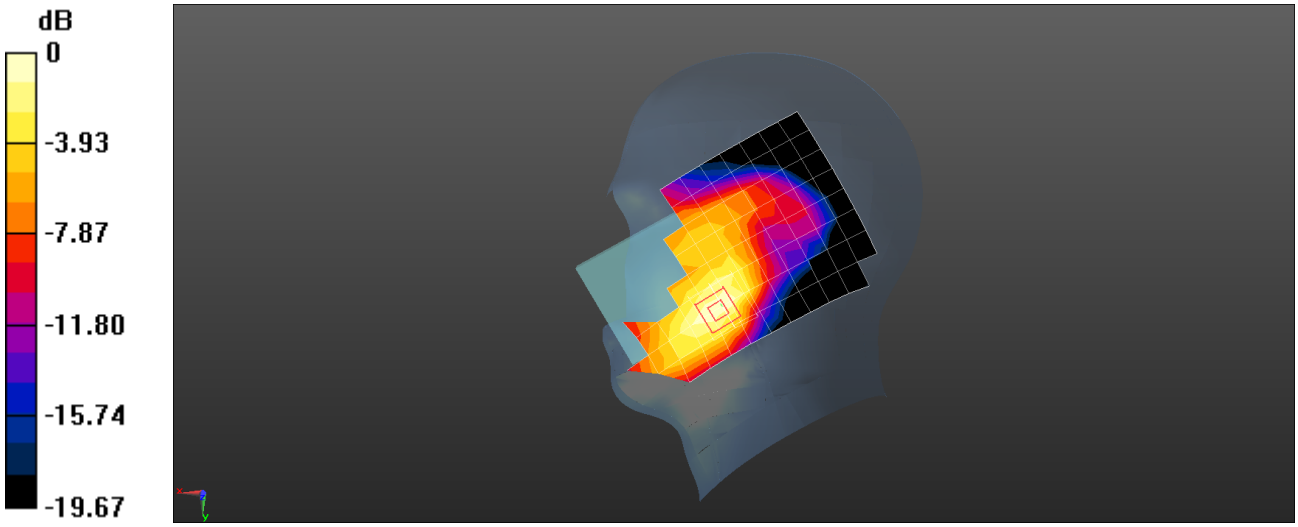

0 dB = 0.118 W/kg = -9.28 dBW/kg

Date: 2019-01-14

Test Laboratory: HUAWEI SAR/HAC Lab

VOG-L29 GSM1900 GSM 661CH Back Side 15mm-Second Antenna

DUT: VOG-L29; Type: Smart Phone; Serial: SAR1

Communication System: UID 0, HW-GSM\GPRS\EGPRS-1TS (0); Frequency: 1880 MHz;Duty Cycle: 1:8.30042
Medium parameters used: f = 1880 MHz; σ = 1.494 S/m; ε_r = 52.049; ρ = 1000 kg/m^3
Phantom section: Flat Section

DASY Configuration:

- Probe: EX3DV4 - SN7505; ConvF(7.87, 7.87, 7.87) @ 1880 MHz; Calibrated: 2018-06-12
- Sensor-Surface: 1.4mm (Mechanical Surface Detection), z = 1.0, 31.0
- Electronics: DAE4 Sn1492; Calibrated: 2018-11-14
- Phantom: SAM2; Type: SAM; Serial: 1474
- DASY52 52.10.1(1476); SEMCAD X 14.6.11(7439)

Configuration/Body/Area Scan (9x15x1): Measurement grid: dx=15mm, dy=15mm
Maximum value of SAR (measured) = 0.0906 W/kg

Configuration/Body/Zoom Scan (6x6x7)/Cube 0: Measurement grid: dx=8mm, dy=8mm, dz=5mm
Reference Value = 3.327 V/m; Power Drift = -0.11 dB
Peak SAR (extrapolated) = 0.0980 W/kg
SAR(1 g) = 0.076 W/kg; SAR(10 g) = 0.048 W/kg
Maximum value of SAR (measured) = 0.0910 W/kg

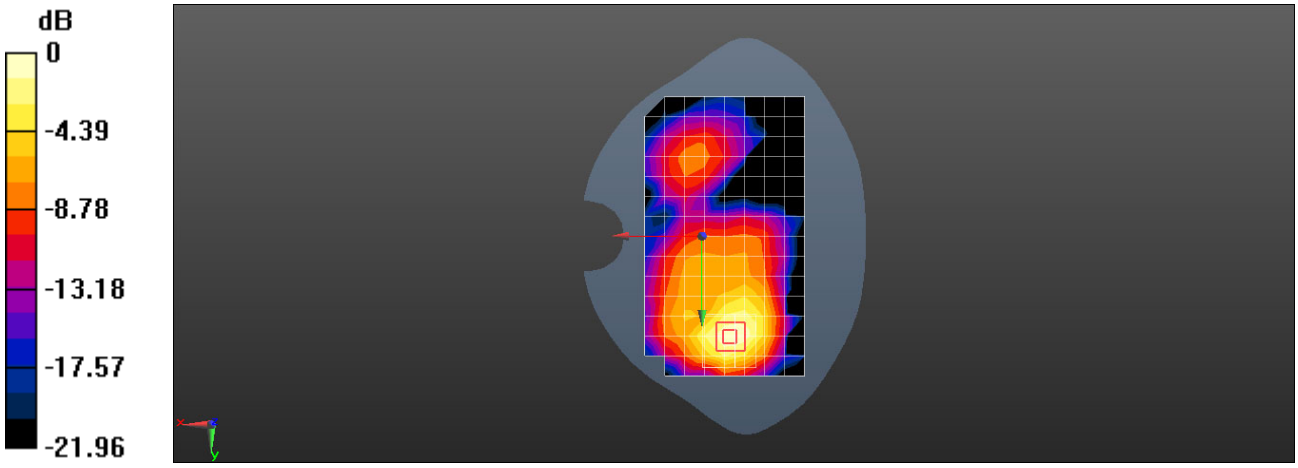

0 dB = 0.0910 W/kg = -10.41 dBW/kg

Date: 2019-1-14

Test Laboratory: HUAWEI SAR/HAC Lab

VOG-L29 GSM1900 GSM 512CH Back Side 15mm -Main Antenna

DUT: VOG-L29; Type: Smart Phone; Serial: SAR1

Communication System: UID 0, HW-GSM\GPRS\EGPRS-1TS (0); Frequency: 1850.2 MHz;Duty Cycle: 1:8.30042
Medium parameters used (interpolated): f = 1850.2 MHz; σ = 1.472 S/m; ε_r = 52.083; ρ = 1000 kg/m^3
Phantom section: Flat Section

DASY Configuration:

- Probe: EX3DV4 - SN7505; ConvF(7.87, 7.87, 7.87) @ 1850.2 MHz; Calibrated: 2018-6-12
- Sensor-Surface: 1.4mm (Mechanical Surface Detection), z = 1.0, 31.0
- Electronics: DAE4 Sn1492; Calibrated: 2018-11-14
- Phantom: SAM2; Type: SAM; Serial: 1474
- DASY52 52.10.1(1476); SEMCAD X 14.6.11(7439)

Configuration/Body/Area Scan (9x15x1): Measurement grid: dx=15mm, dy=15mm
Info: Interpolated medium parameters used for SAR evaluation.
Maximum value of SAR (measured) = 0.209 W/kg
Configuration/Body/Zoom Scan (6x7x7)/Cube 0: Measurement grid: dx=8mm, dy=8mm, dz=5mm
Reference Value = 6.792 V/m; Power Drift = -0.14 dB
Peak SAR (extrapolated) = 0.219 W/kg
SAR(1 g) = 0.159 W/kg; SAR(10 g) = 0.105 W/kg
Info: Interpolated medium parameters used for SAR evaluation.
Maximum value of SAR (measured) = 0.197 W/kg
Configuration/Body/Zoom Scan (6x7x7)/Cube 1: Measurement grid: dx=8mm, dy=8mm, dz=5mm
Reference Value = 6.792 V/m; Power Drift = -0.14 dB
Peak SAR (extrapolated) = 0.195 W/kg
SAR(1 g) = 0.148 W/kg; SAR(10 g) = 0.102 W/kg
Info: Interpolated medium parameters used for SAR evaluation.
Maximum value of SAR (measured) = 0.184 W/kg

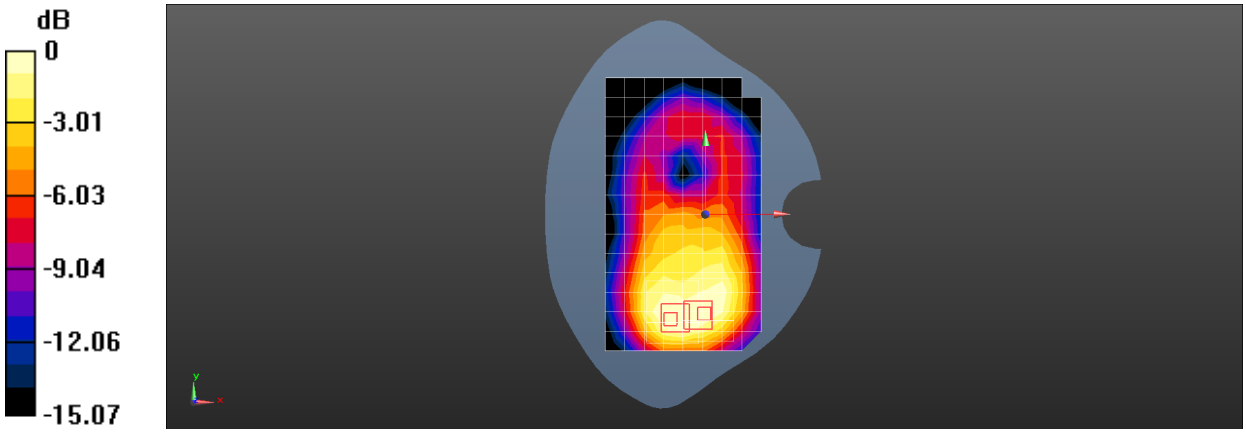

0 dB = 0.184 W/kg = -7.36 dBW/kg

Date: 2019-1-15

Test Laboratory: HUAWEI SAR/HAC Lab

VOG-L29 GSM1900 GPRS 2TS 512CH Top Side 10mm-Second Antenna

DUT: VOG-L29; Type: Smart Phone; Serial: SAR1

Communication System: UID 0, HW-GSM\GPRS\EGPRS-2TS (0); Frequency: 1850.2 MHz;Duty Cycle: 1:4.10015
Medium parameters used (interpolated): f = 1850.2 MHz; σ = 1.472 S/m; ε_r = 52.083; ρ = 1000 kg/m^3

Phantom section: Flat Section

DASY Configuration:

- Probe: EX3DV4 - SN7505; ConvF(7.87, 7.87, 7.87) @ 1850.2 MHz; Calibrated: 2018-6-12
- Sensor-Surface: 1.4mm (Mechanical Surface Detection), z = 1.0, 31.0
- Electronics: DAE4 Sn1492; Calibrated: 2018-11-14
- Phantom: SAM2; Type: SAM; Serial: 1474
- DASY52 52.10.1(1476); SEMCAD X 14.6.11(7439)

Configuration/Body/Area Scan (6x9x1): Measurement grid: dx=15mm, dy=15mm

Info: Interpolated medium parameters used for SAR evaluation.
Maximum value of SAR (measured) = 0.431 W/kg

Configuration/Body/Zoom Scan (5x5x7)/Cube 0: Measurement grid: dx=8mm, dy=8mm, dz=5mm
Reference Value = 16.25 V/m; Power Drift = 0.09 dB
Peak SAR (extrapolated) = 0.496 W/kg
SAR(1 g) = 0.308 W/kg; SAR(10 g) = 0.169 W/kg

Info: Interpolated medium parameters used for SAR evaluation.
Maximum value of SAR (measured) = 0.438 W/kg

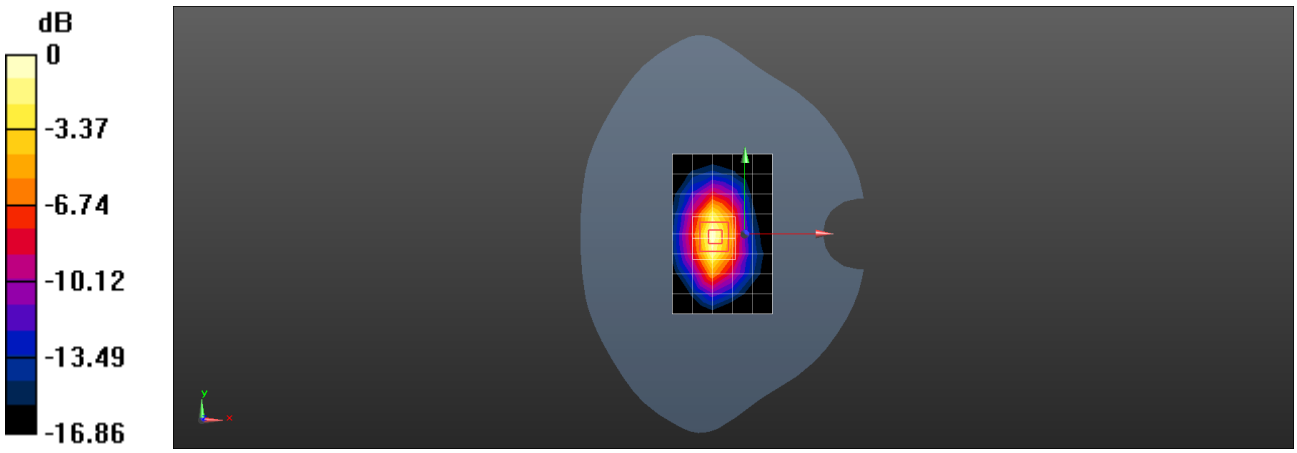

0 dB = 0.438 W/kg = -3.58 dBW/kg

Date: 2019-1-14

Test Laboratory: HUAWEI SAR/HAC Lab

VOG-L29 GSM1900 GPRS 2TS 661CH Bottom Side 10mm-Main Antenna

DUT: VOG-L29; Type: Smart Phone; Serial: SAR1

Communication System: UID 0, HW-GSM\GPRS\EGPRS-2TS (0); Frequency: 1880 MHz;Duty Cycle: 1:4.10015
Medium parameters used: f = 1880 MHz; σ = 1.494 S/m; ε_r = 52.049; ρ = 1000 kg/m^3
Phantom section: Flat Section

DASY Configuration:

- Probe: EX3DV4 - SN7505; ConvF(7.87, 7.87, 7.87) @ 1880 MHz; Calibrated: 2018-6-12
- Sensor-Surface: 1.4mm (Mechanical Surface Detection), z = 1.0, 31.0
- Electronics: DAE4 Sn1492; Calibrated: 2018-11-14
- Phantom: SAM2; Type: SAM; Serial: 1474
- DASY52 52.10.1(1476); SEMCAD X 14.6.11(7439)

Configuration/Body/Area Scan (6x9x1): Measurement grid: dx=15mm, dy=15mm
Maximum value of SAR (measured) = 0.613 W/kg

Configuration/Body/Zoom Scan (5x5x7)/Cube 0: Measurement grid: dx=8mm, dy=8mm, dz=5mm
Reference Value = 22.98 V/m; Power Drift = 0.02 dB
Peak SAR (extrapolated) = 0.861 W/kg
SAR(1 g) = 0.552 W/kg; SAR(10 g) = 0.322 W/kg
Maximum value of SAR (measured) = 0.770 W/kg

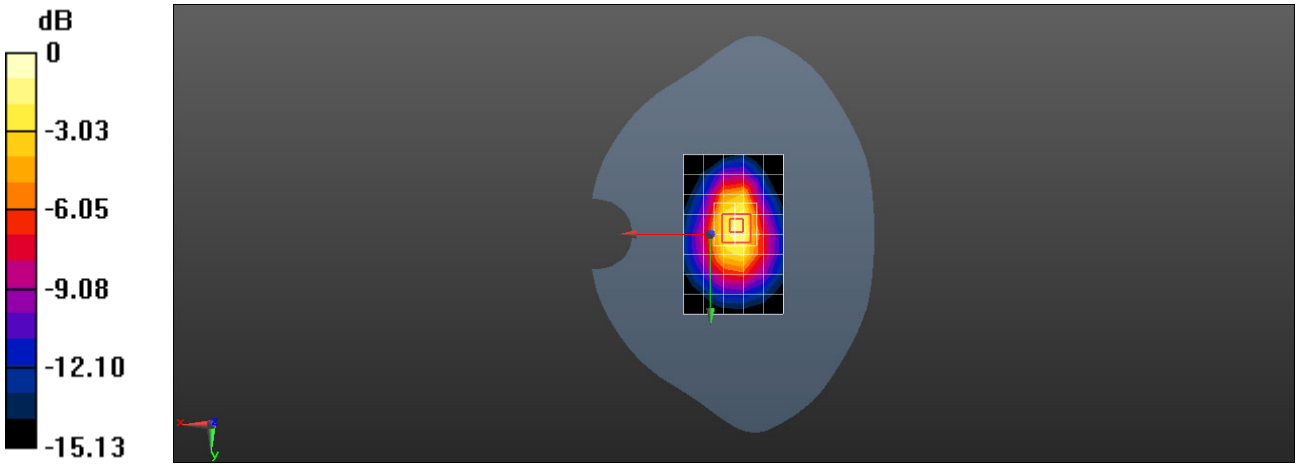

0 dB = 0.770 W/kg = -1.14 dBW/kg

Date: 2019-1-3

Test Laboratory: HUAWEI SAR/HAC Lab

VOG-L04 UMTS Band II 9538CH Right Tilt with Battery2-Second Antenna

DUT: VOG-L04; Type: Smart Phone; Serial: SAR2

Communication System: UID 0, HW-UMTS-FDD(WCDMA) (0); Frequency: 1907.6 MHz;Duty Cycle: 1:1
Medium parameters used: f = 1908 MHz; σ = 1.464 S/m; ε_r = 39.198; ρ = 1000 kg/m^3
Phantom section: Right Section

DASY Configuration:

- Probe: ES3DV3 - SN3168; ConvF(5.2, 5.2, 5.2) @ 1907.6 MHz; Calibrated: 2018-9-27
- Sensor-Surface: 3mm (Mechanical Surface Detection), z = 2.0, 32.0
- Electronics: DAE4 Sn1235; Calibrated: 2018-11-14
- Phantom: SAM3; Type: SAM; Serial: 1597
- DASY52 52.10.1(1476); SEMCAD X 14.6.11(7439)

Configuration/Head/Area Scan (9x15x1): Measurement grid: dx=15mm, dy=15mm
Maximum value of SAR (measured) = 0.415 W/kg

Configuration/Head/Zoom Scan (5x5x7)/Cube 0: Measurement grid: dx=8mm, dy=8mm, dz=5mm
Reference Value = 10.15 V/m; Power Drift = 0.05 dB
Peak SAR (extrapolated) = 0.833 W/kg
SAR(1 g) = 0.443 W/kg; SAR(10 g) = 0.212 W/kg

Maximum value of SAR (measured) = 0.586 W/kg



0 dB = 0.586 W/kg = -2.32 dBW/kg

Date: 2019-1-26

Test Laboratory: HUAWEI SAR/HAC Lab

VOG-L29 UMTS Band II 9538CH Right Cheek with Battery2-Main Antenna

DUT: VOG-L29; Type: Smart Phone; Serial: SAR2

Communication System: UID 0, HW-UMTS-FDD(WCDMA) (0); Frequency: 1907.6 MHz;Duty Cycle: 1:1
Medium parameters used: f = 1908 MHz; σ = 1.428 S/m; ε_r = 41.517; ρ = 1000 kg/m^3
Phantom section: Right Section

DASY Configuration:

- Probe: ES3DV3 - SN3168; ConvF(5.2, 5.2, 5.2) @ 1907.6 MHz; Calibrated: 2018-9-27
- Sensor-Surface: 3mm (Mechanical Surface Detection), z = 2.0, 32.0
- Electronics: DAE4 Sn1235; Calibrated: 2018-11-14
- Phantom: SAM3; Type: SAM; Serial: 1597
- DASY52 52.10.1(1476); SEMCAD X 14.6.11(7439)

Configuration/Head/Area Scan (9x14x1): Measurement grid: dx=15mm, dy=15mm
Maximum value of SAR (measured) = 0.224 W/kg

Configuration/Head/Zoom Scan (5x5x7)/Cube 0: Measurement grid: dx=8mm, dy=8mm, dz=5mm
Reference Value = 13.34 V/m; Power Drift = -0.08 dB
Peak SAR (extrapolated) = 0.304 W/kg
SAR(1 g) = 0.200 W/kg; SAR(10 g) = 0.125 W/kg
Maximum value of SAR (measured) = 0.235 W/kg

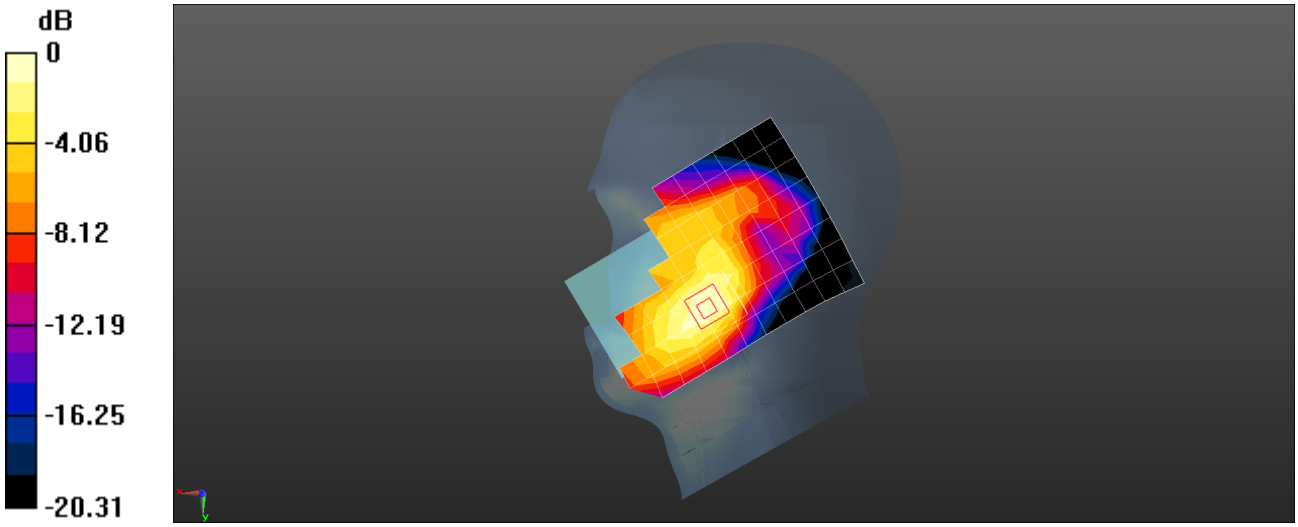

0 dB = 0.235 W/kg = -6.29 dBW/kg

Date: 2019-1-14

Test Laboratory: HUAWEI SAR/HAC Lab

VOG-L29 UMTS Band II 9262CH Back Side 15mm With SIM2-Second Antenna

DUT: VOG-L04; Type: Smart Phone; Serial: SAR1

Communication System: UID 0, HW-UMTS-FDD(WCDMA) (0); Frequency: 1852.4 MHz;Duty Cycle: 1:1
Medium parameters used (interpolated): f = 1852.4 MHz; σ = 1.474 S/m; ε_r = 52.082; ρ = 1000 kg/m^3

Phantom section: Flat Section

DASY Configuration:

- Probe: EX3DV4 - SN7505; ConvF(7.87, 7.87, 7.87) @ 1852.4 MHz; Calibrated: 2018-6-12
- Sensor-Surface: 1.4mm (Mechanical Surface Detection), z = 1.0, 31.0
- Electronics: DAE4 Sn1492; Calibrated: 2018-11-14
- Phantom: SAM2; Type: SAM; Serial: 1474
- DASY52 52.10.1(1476); SEMCAD X 14.6.11(7439)

Configuration/Body/Area Scan (9x15x1): Measurement grid: dx=15mm, dy=15mm

Info: Interpolated medium parameters used for SAR evaluation.
Maximum value of SAR (measured) = 0.161 W/kg

Configuration/Body/Zoom Scan (5x5x7)/Cube 0: Measurement grid: dx=8mm, dy=8mm, dz=5mm
Reference Value = 3.846 V/m; Power Drift = -0.01 dB
Peak SAR (extrapolated) = 0.196 W/kg
SAR(1 g) = 0.152 W/kg; SAR(10 g) = 0.097 W/kg

Info: Interpolated medium parameters used for SAR evaluation.
Maximum value of SAR (measured) = 0.186 W/kg

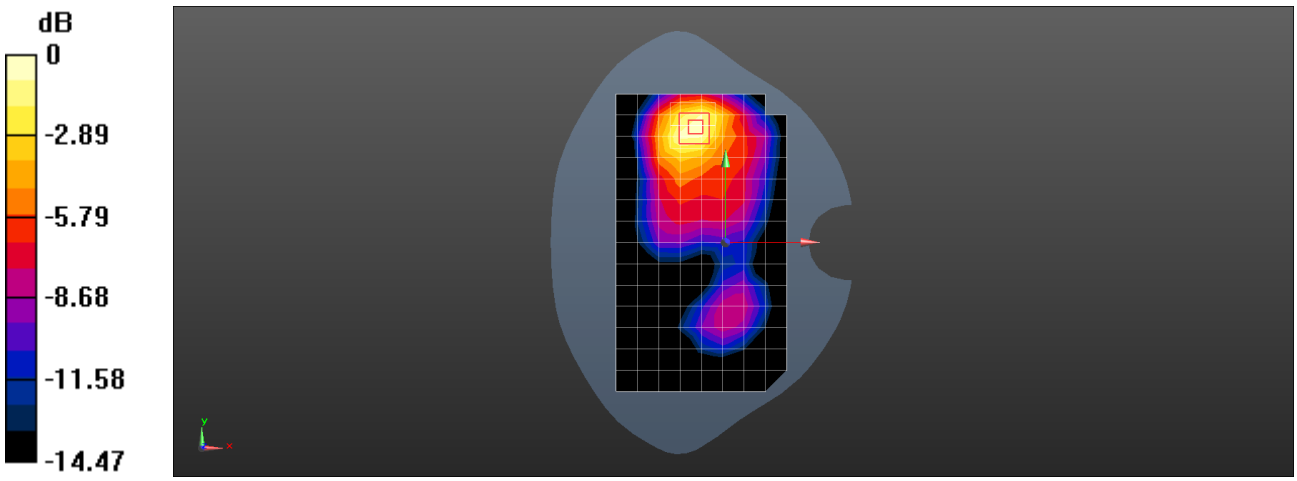

0 dB = 0.186 W/kg = -7.30 dBW/kg

Date: 2019-1-4

Test Laboratory: HUAWEI SAR/HAC Lab

VOG-L04 UMTS Band II 9538CH Back Side 15mm With Battery2-Main Antenna

DUT: VOG-L04; Type: Smart Phone; Serial: SAR1

Communication System: UID 0, HW-UMTS-FDD(WCDMA) (0); Frequency: 1907.6 MHz;Duty Cycle: 1:1
Medium parameters used: f = 1908 MHz; σ = 1.487 S/m; ε_r = 50.739; ρ = 1000 kg/m^3
Phantom section: Flat Section

DASY Configuration:

- Probe: EX3DV4 - SN7505; ConvF(7.87, 7.87, 7.87) @ 1907.6 MHz; Calibrated: 2018-6-12
- Sensor-Surface: 1.4mm (Mechanical Surface Detection), z = -19.0, 31.0
- Electronics: DAE4 Sn1492; Calibrated: 2018-11-14
- Phantom: SAM2; Type: SAM; Serial: 1474
- DASY52 52.10.1(1476); SEMCAD X 14.6.11(7439)

Configuration/Body/Area Scan (9x15x1): Measurement grid: dx=15mm, dy=15mm
Maximum value of SAR (measured) = 0.488 W/kg

Configuration/Body/Zoom Scan (5x5x7)/Cube 0: Measurement grid: dx=8mm, dy=8mm, dz=5mm
Reference Value = 10.40 V/m; Power Drift = -0.06 dB
Peak SAR (extrapolated) = 0.513 W/kg
SAR(1 g) = 0.389 W/kg; SAR(10 g) = 0.259 W/kg
Maximum value of SAR (measured) = 0.480 W/kg

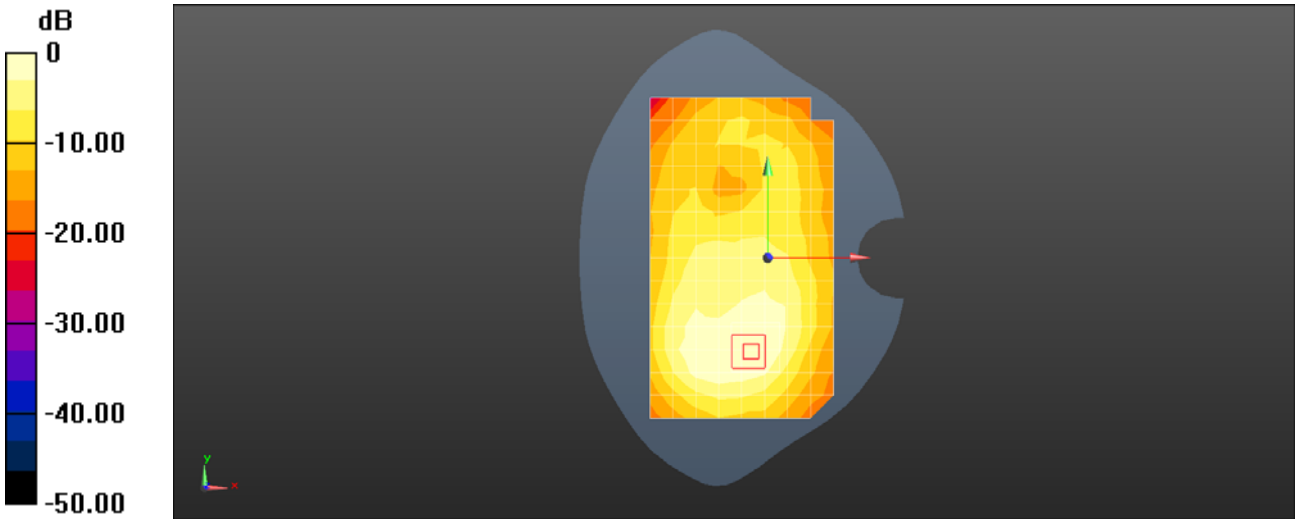

0 dB = 0.488 W/kg = -3.11 dBW/kg

Date: 2019-1-14

Test Laboratory: HUAWEI SAR/HAC Lab

VOG-L29 UMTS Band II 9400CH Top Side 10mm-Second Antenna

DUT: VOG-L29; Type: Smart Phone; Serial: SAR1

Communication System: UID 0, HW-UMTS-FDD(WCDMA) (0); Frequency: 1880 MHz;Duty Cycle: 1:1
Medium parameters used: f = 1880 MHz; σ = 1.494 S/m; ε_r = 52.049; ρ = 1000 kg/m^3
Phantom section: Flat Section

DASY Configuration:

- Probe: EX3DV4 - SN7505; ConvF(7.87, 7.87, 7.87) @ 1880 MHz; Calibrated: 2018-6-12
- Sensor-Surface: 1.4mm (Mechanical Surface Detection), z = 1.0, 31.0
- Electronics: DAE4 Sn1492; Calibrated: 2018-11-14
- Phantom: SAM2; Type: SAM; Serial: 1474
- DASY52 52.10.1(1476); SEMCAD X 14.6.11(7439)

Configuration/Body/Area Scan (5x9x1): Measurement grid: dx=15mm, dy=15mm
Maximum value of SAR (measured) = 0.571 W/kg

Configuration/Body/Zoom Scan (5x5x7)/Cube 0: Measurement grid: dx=8mm, dy=8mm, dz=5mm
Reference Value = 8.794 V/m; Power Drift = 0.10 dB
Peak SAR (extrapolated) = 0.703 W/kg
SAR(1 g) = 0.437 W/kg; SAR(10 g) = 0.240 W/kg
Maximum value of SAR (measured) = 0.592 W/kg

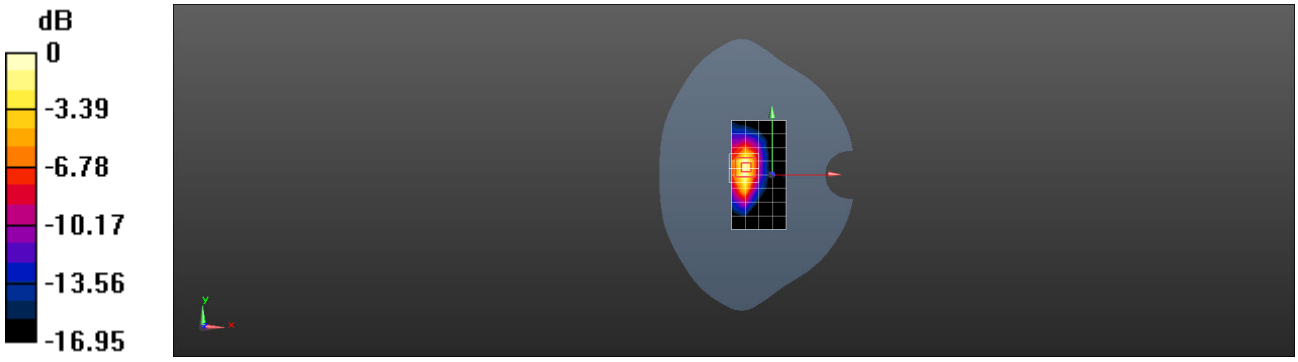

0 dB = 0.592 W/kg = -2.28 dBW/kg

Date: 2019-1-14

Test Laboratory: HUAWEI SAR/HAC Lab

VOG-L29 UMTS Band II 9262CH Bottom Side 10mm With SIM2-Main Antenna

DUT: VOG-L29; Type: Smart Phone; Serial: SAR1

Communication System: UID 0, HW-UMTS-FDD(WCDMA) (0); Frequency: 1852.4 MHz;Duty Cycle: 1:1
Medium parameters used (interpolated): f = 1852.4 MHz; σ = 1.474 S/m; ε_r = 52.082; ρ = 1000 kg/m^3

Phantom section: Flat Section

DASY Configuration:

- Probe: EX3DV4 - SN7505; ConvF(7.87, 7.87, 7.87) @ 1852.4 MHz; Calibrated: 2018-6-12
- Sensor-Surface: 1.4mm (Mechanical Surface Detection), z = 1.0, 31.0
- Electronics: DAE4 Sn1492; Calibrated: 2018-11-14
- Phantom: SAM2; Type: SAM; Serial: 1474
- DASY52 52.10.1(1476); SEMCAD X 14.6.11(7439)

Configuration/Body/Area Scan (5x9x1): Measurement grid: dx=15mm, dy=15mm

Info: Interpolated medium parameters used for SAR evaluation.
Maximum value of SAR (measured) = 0.737 W/kg

Configuration/Body/Zoom Scan (5x6x7)/Cube 0: Measurement grid: dx=8mm, dy=8mm, dz=5mm
Reference Value = 24.06 V/m; Power Drift = -0.06 dB
Peak SAR (extrapolated) = 0.876 W/kg
SAR(1 g) = 0.565 W/kg; SAR(10 g) = 0.329 W/kg

Info: Interpolated medium parameters used for SAR evaluation.
Maximum value of SAR (measured) = 0.772 W/kg

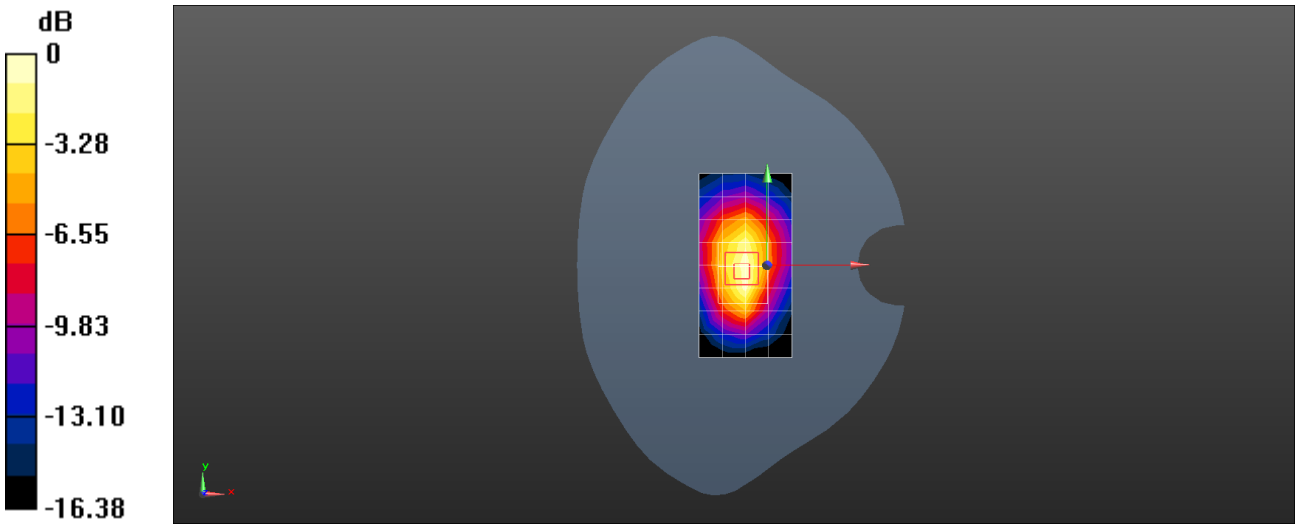

0 dB = 0.772 W/kg = -1.12 dBW/kg

Date: 2019-1-3

Test Laboratory: HUAWEI SAR/HAC Lab

VOG-L04 UMTS Band II 9400CH Bottom Side 0mm with Battery2-Main Antenna

DUT: VOG-L04; Type: Smart Phone; Serial: SAR1

Communication System: UID 0, HW-UMTS-FDD(WCDMA) (0); Frequency: 1880 MHz;Duty Cycle: 1:1
Medium parameters used: f = 1880 MHz; σ = 1.475 S/m; ε_r = 50.74; ρ = 1000 kg/m^3
Phantom section: Flat Section

DASY Configuration:

- Probe: EX3DV4 - SN7505; ConvF(7.87, 7.87, 7.87) @ 1880 MHz; Calibrated: 2018-6-12
- Sensor-Surface: 1.4mm (Mechanical Surface Detection), z = 1.0, 31.0
- Electronics: DAE4 Sn1492; Calibrated: 2018-11-14
- Phantom: SAM2; Type: SAM; Serial: 1474
- DASY52 52.10.1(1476); SEMCAD X 14.6.11(7439)

Configuration/Body/Area Scan (5x9x1): Measurement grid: dx=15mm, dy=15mm
Maximum value of SAR (measured) = 9.30 W/kg

Configuration/Body/Zoom Scan (5x5x7)/Cube 0: Measurement grid: dx=8mm, dy=8mm, dz=5mm
Reference Value = 69.64 V/m; Power Drift = -0.19 dB
Peak SAR (extrapolated) = 10.4 W/kg
SAR(1 g) = 4.86 W/kg; SAR(10 g) = 2.04 W/kg

Maximum value of SAR (measured) = 9.19 W/kg

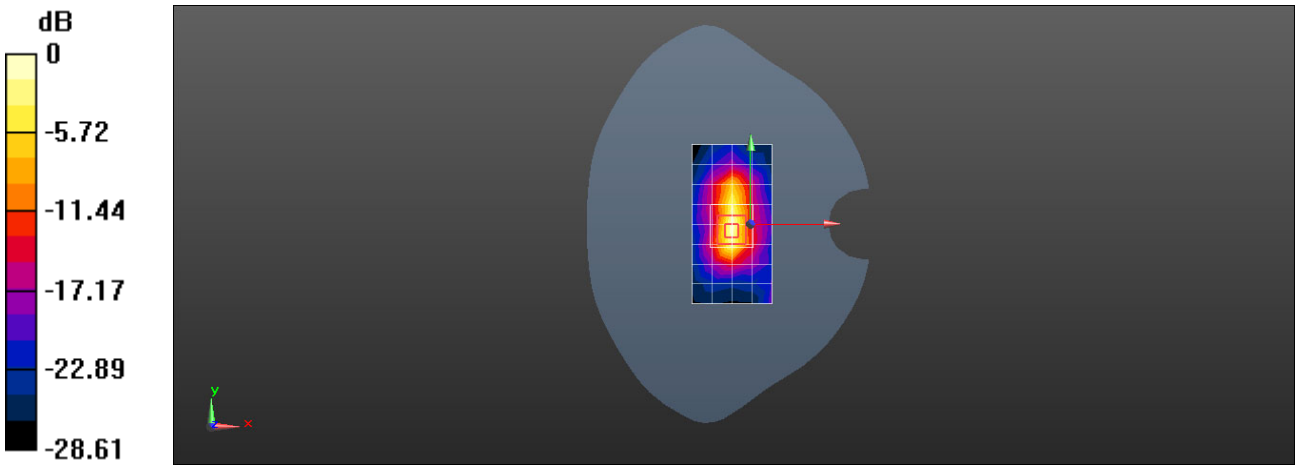

0 dB = 9.30 W/kg = 9.68 dBW/kg

Date: 2019-1-3

Test Laboratory: HUAWEI SAR/HAC Lab

VOG-L04 UMTS Band IV 1312CH Right Tilt-Second Antenna

DUT: VOG-L04; Type: Smart Phone; Serial: SAR5

Communication System: UID 0, HW-UMTS-FDD(WCDMA) (0); Frequency: 1712.4 MHz;Duty Cycle: 1:1
Medium parameters used (interpolated): f = 1712.4 MHz; σ = 1.347 S/m; ε_r = 38.832; ρ = 1000 kg/m^3

Phantom section: Right Section

DASY Configuration:

- Probe: EX3DV4 - SN3743; ConvF(8.36, 8.36, 8.36) @ 1712.4 MHz; Calibrated: 2018-11-19
- Sensor-Surface: 1.4mm (Mechanical Surface Detection), z = 1.0, 31.0
- Electronics: DAE4 Sn1554; Calibrated: 2018-6-5
- Phantom: SAM8; Type: SAM; Serial: 1940
- DASY52 52.10.1(1476); SEMCAD X 14.6.11(7439)

Configuration/Head/Area Scan (9x15x1): Measurement grid: dx=15mm, dy=15mm

Info: Interpolated medium parameters used for SAR evaluation.
Maximum value of SAR (measured) = 0.674 W/kg

Configuration/Head/Zoom Scan (5x5x7)/Cube 0: Measurement grid: dx=8mm, dy=8mm, dz=5mm
Reference Value = 10.44 V/m; Power Drift = 0.01 dB
Peak SAR (extrapolated) = 0.939 W/kg
SAR(1 g) = 0.452 W/kg; SAR(10 g) = 0.212 W/kg

Info: Interpolated medium parameters used for SAR evaluation.

Maximum value of SAR (measured) = 0.737 W/kg

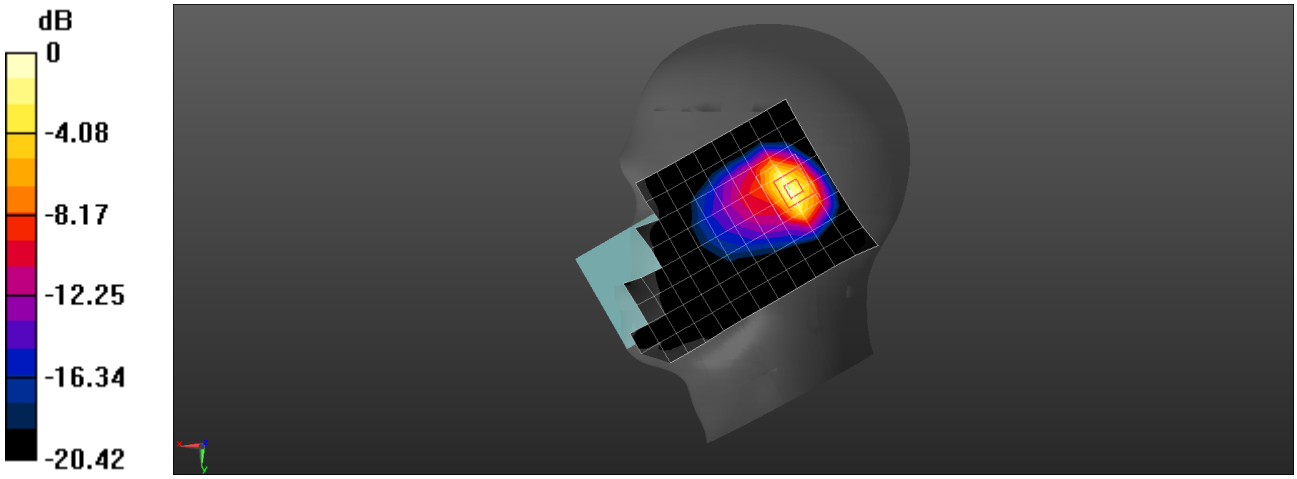

0 dB = 0.737 W/kg = -1.33 dBW/kg

Date: 2019-1-3

Test Laboratory: HUAWEI SAR/HAC Lab

VOG-L04 UMTS Band IV 1413CH Left Cheek-Main Antenna

DUT: VOG-L04; Type: Smart Phone; Serial: SAR5

Communication System: UID 0, HW-UMTS-FDD(WCDMA) (0); Frequency: 1732.6 MHz;Duty Cycle: 1:1
Medium parameters used: f = 1733 MHz; σ = 1.36 S/m; ε_r = 38.815; ρ = 1000 kg/m^3
Phantom section: Left Section

DASY Configuration:

- Probe: EX3DV4 - SN3743; ConvF(8.36, 8.36, 8.36) @ 1732.6 MHz; Calibrated: 2018-11-19
- Sensor-Surface: 1.4mm (Mechanical Surface Detection), z = 1.0, 31.0
- Electronics: DAE4 Sn1554; Calibrated: 2018-6-5
- Phantom: SAM8; Type: SAM; Serial: 1940
- DASY52 52.10.1(1476); SEMCAD X 14.6.11(7439)

Configuration/Head/Area Scan (9x13x1): Measurement grid: dx=15mm, dy=15mm
Maximum value of SAR (measured) = 0.337 W/kg

Configuration/Head/Zoom Scan (5x5x7)/Cube 0: Measurement grid: dx=8mm, dy=8mm, dz=5mm
Reference Value = 5.998 V/m; Power Drift = 0.14 dB
Peak SAR (extrapolated) = 0.460 W/kg
SAR(1 g) = 0.294 W/kg; SAR(10 g) = 0.187 W/kg
Maximum value of SAR (measured) = 0.397 W/kg

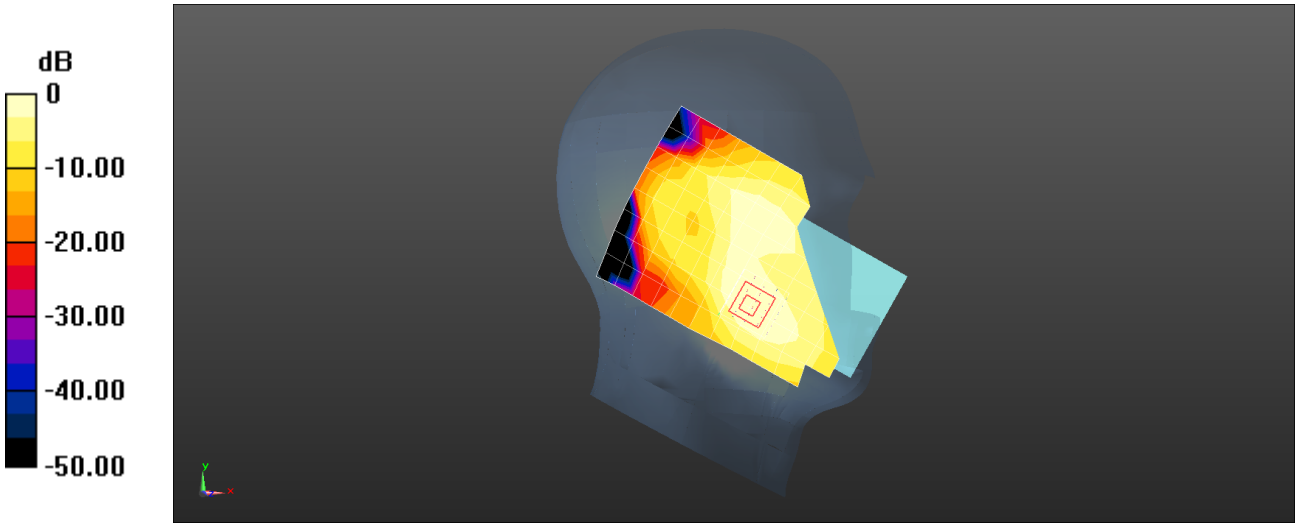

0 dB = 0.337 W/kg = -4.73 dBW/kg

Date: 2019-1-4

Test Laboratory: HUAWEI SAR/HAC Lab

VOG-L04 UMTS Band IV 1413CH Back Side 15mm-Second Antenna

DUT: VOG-L04; Type: Smart Phone; Serial: SAR2

Communication System: UID 0, HW-UMTS-FDD(WCDMA) (0); Frequency: 1732.6 MHz;Duty Cycle: 1:1
Medium parameters used: f = 1733 MHz; σ = 1.477 S/m; ε_r = 53.233; ρ = 1000 kg/m^3
Phantom section: Flat Section

DASY Configuration:

- Probe: ES3DV3 - SN3168; ConvF(5.02, 5.02, 5.02) @ 1732.6 MHz; Calibrated: 2018-9-27
- Sensor-Surface: 3mm (Mechanical Surface Detection), z = 2.0, 32.0
- Electronics: DAE4 Sn1235; Calibrated: 2018-11-14
- Phantom: SAM4; Type: SAM; Serial: 1620
- DASY52 52.10.1(1476); SEMCAD X 14.6.11(7439)

Configuration/Body/Area Scan (9x14x1): Measurement grid: dx=15mm, dy=15mm
Maximum value of SAR (measured) = 0.166 W/kg

Configuration/Body/Zoom Scan (5x5x7)/Cube 0: Measurement grid: dx=8mm, dy=8mm, dz=5mm
Reference Value = 11.69 V/m; Power Drift = -0.05 dB
Peak SAR (extrapolated) = 0.228 W/kg
SAR(1 g) = 0.153 W/kg; SAR(10 g) = 0.091 W/kg
Maximum value of SAR (measured) = 0.184 W/kg

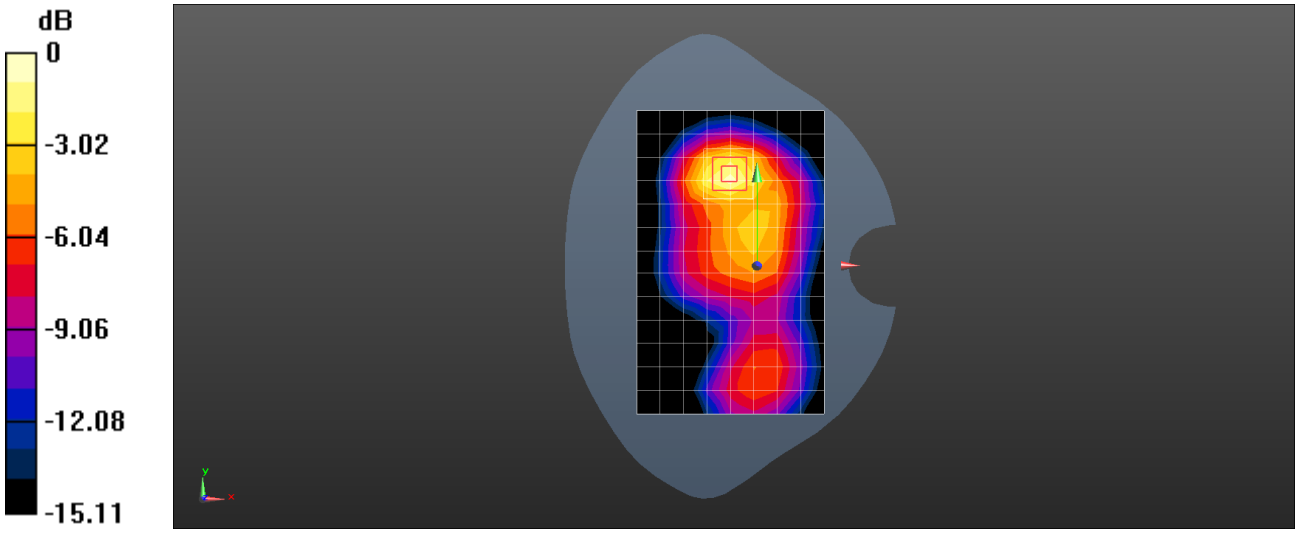

0 dB = 0.184 W/kg = -7.35 dBW/kg

Date: 2019-1-16

Test Laboratory: HUAWEI SAR/HAC Lab

VOG-L29 UMTS Band IV 1513CH Back Side 15mm with Battery2-Main Antenna

DUT: VOG-L29; Type: Smart Phone; Serial: SAR3

Communication System: UID 0, HW-UMTS-FDD(WCDMA) (0); Frequency: 1752.6 MHz;Duty Cycle: 1:1
Medium parameters used: f = 1753 MHz; σ = 1.473 S/m; ε_r = 54.789; ρ = 1000 kg/m^3
Phantom section: Flat Section

DASY Configuration:

- Probe: EX3DV4 - SN3744; ConvF(7.74, 7.74, 7.74) @ 1752.6 MHz; Calibrated: 2018-7-25
- Sensor-Surface: 1.4mm (Mechanical Surface Detection), z = 1.0, 31.0
- Electronics: DAE4 Sn852; Calibrated: 2018-4-23
- Phantom: SAM5; Type: SAM; Serial: 1892
- DASY52 52.10.1(1476); SEMCAD X 14.6.11(7439)

Configuration/Body/Area Scan (9x13x1): Measurement grid: dx=15mm, dy=15mm
Maximum value of SAR (measured) = 0.647 W/kg

Configuration/Body/Zoom Scan (5x5x7)/Cube 0: Measurement grid: dx=8mm, dy=8mm, dz=5mm
Reference Value = 11.43 V/m; Power Drift = -0.04 dB
Peak SAR (extrapolated) = 0.770 W/kg
SAR(1 g) = 0.493 W/kg; SAR(10 g) = 0.315 W/kg
Maximum value of SAR (measured) = 0.671 W/kg

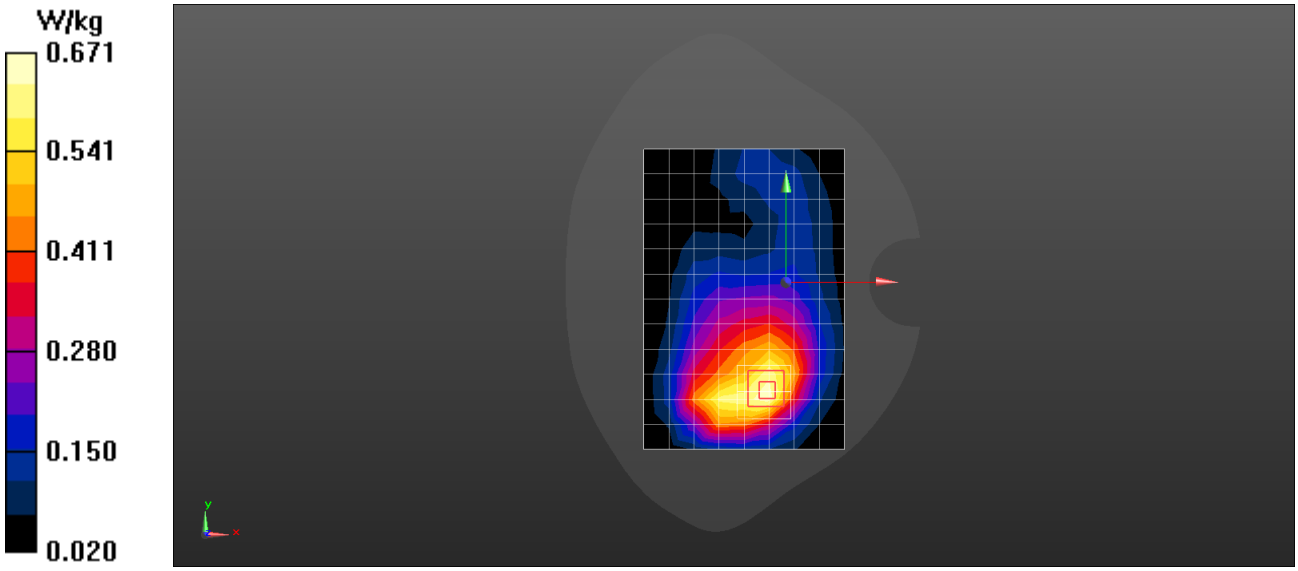

Date: 2019-1-4

Test Laboratory: HUAWEI SAR/HAC Lab

VOG-L04 UMTS Band IV 1513CH Top Side 10mm-Second Antenna

DUT: VOG-L04; Type: Smart Phone; Serial: SAR2

Communication System: UID 0, HW-UMTS-FDD(WCDMA) (0); Frequency: 1752.6 MHz;Duty Cycle: 1:1
Medium parameters used: f = 1753 MHz; σ = 1.494 S/m; ε_r = 53.196; ρ = 1000 kg/m^3
Phantom section: Flat Section

DASY Configuration:

- Probe: ES3DV3 - SN3168; ConvF(5.02, 5.02, 5.02) @ 1752.6 MHz; Calibrated: 2018-9-27
- Sensor-Surface: 3mm (Mechanical Surface Detection), z = 2.0, 32.0
- Electronics: DAE4 Sn1235; Calibrated: 2018-11-14
- Phantom: SAM4; Type: SAM; Serial: 1620
- DASY52 52.10.1(1476); SEMCAD X 14.6.11(7439)

Configuration/Body/Area Scan (5x11x1): Measurement grid: dx=15mm, dy=15mm
Maximum value of SAR (measured) = 0.219 W/kg

Configuration/Body/Zoom Scan (5x5x7)/Cube 0: Measurement grid: dx=8mm, dy=8mm, dz=5mm
Reference Value = 12.50 V/m; Power Drift = 0.15 dB
Peak SAR (extrapolated) = 0.441 W/kg
SAR(1 g) = 0.271 W/kg; SAR(10 g) = 0.144 W/kg
Maximum value of SAR (measured) = 0.339 W/kg

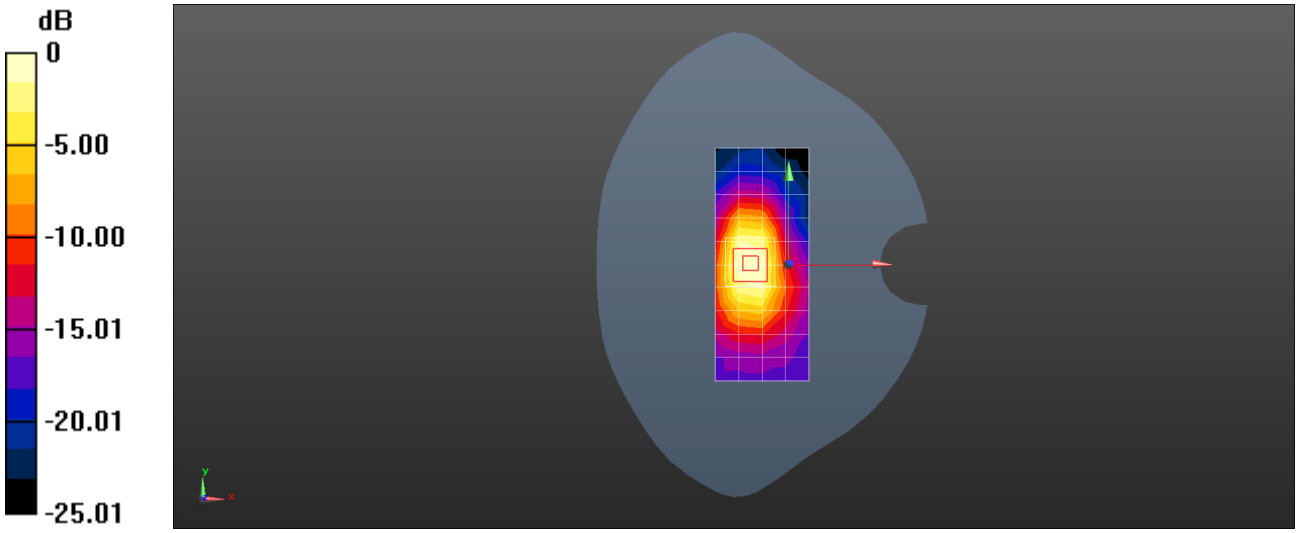

0 dB = 0.219 W/kg = -6.60 dBW/kg

Date: 2019-1-16

Test Laboratory: HUAWEI SAR/HAC Lab

VOG-L29 UMTS Band IV 1513CH Bottom Side 10mm with Battery2-Main Antenna

DUT: VOG-L29; Type: Smart Phone; Serial: SAR3

Communication System: UID 0, HW-UMTS-FDD(WCDMA) (0); Frequency: 1752.6 MHz;Duty Cycle: 1:1
Medium parameters used: f = 1753 MHz; σ = 1.473 S/m; ε_r = 54.789; ρ = 1000 kg/m^3
Phantom section: Flat Section

DASY Configuration:

- Probe: EX3DV4 - SN3744; ConvF(7.74, 7.74, 7.74) @ 1752.6 MHz; Calibrated: 2018-7-25
- Sensor-Surface: 1.4mm (Mechanical Surface Detection), z = 1.0, 31.0
- Electronics: DAE4 Sn852; Calibrated: 2018-4-23
- Phantom: SAM5; Type: SAM; Serial: 1892
- DASY52 52.10.1(1476); SEMCAD X 14.6.11(7439)

Configuration/Body/Area Scan (6x9x1): Measurement grid: dx=15mm, dy=15mm
Maximum value of SAR (measured) = 0.713 W/kg

Configuration/Body/Zoom Scan (5x5x7)/Cube 0: Measurement grid: dx=8mm, dy=8mm, dz=5mm
Reference Value = 26.20 V/m; Power Drift = 0.01 dB
Peak SAR (extrapolated) = 1.13 W/kg
SAR(1 g) = 0.644 W/kg; SAR(10 g) = 0.361 W/kg
Maximum value of SAR (measured) = 0.958 W/kg

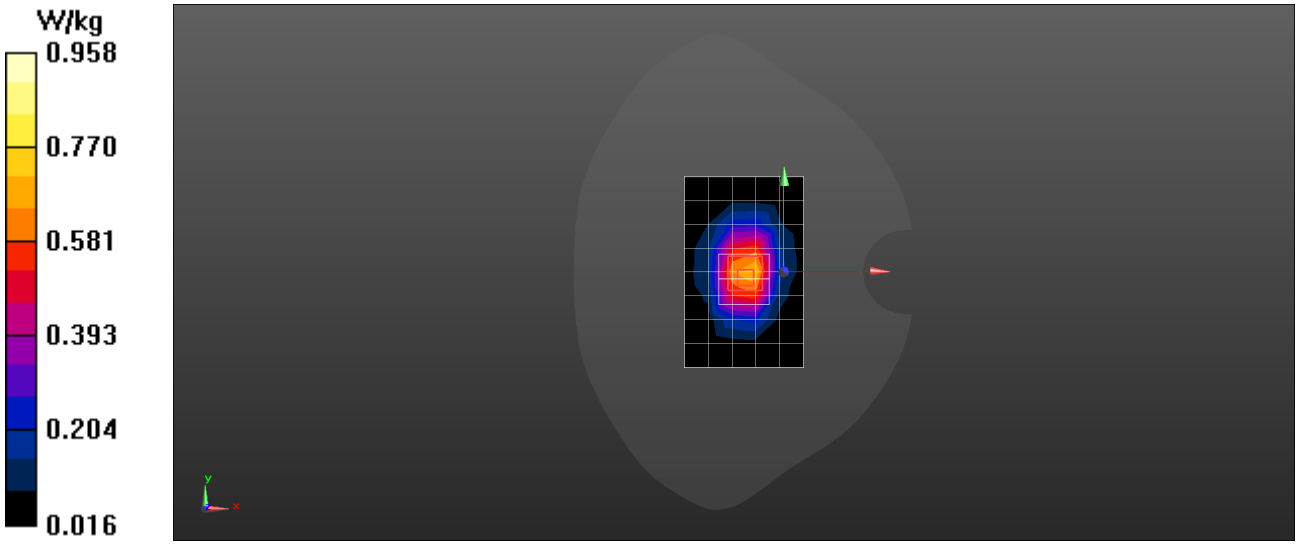

Date: 2019-1-16

Test Laboratory: HUAWEI SAR/HAC Lab

VOG-L29 UMTS Band IV 1312CH Bottom Side 0mm with SIM2-Main Antenna

DUT: VOG-L29; Type: Smart Phone; Serial: SAR3

Communication System: UID 0, HW-UMTS-FDD(WCDMA) (0); Frequency: 1712.4 MHz;Duty Cycle: 1:1
Medium parameters used (interpolated): f = 1712.4 MHz; σ = 1.448 S/m; ε_r = 54.782; ρ = 1000 kg/m^3
Phantom section: Flat Section

DASY Configuration:

- Probe: EX3DV4 - SN3744; ConvF(7.74, 7.74, 7.74) @ 1712.4 MHz; Calibrated: 2018-7-25
- Sensor-Surface: 1.4mm (Mechanical Surface Detection), z = 1.0, 31.0
- Electronics: DAE4 Sn852; Calibrated: 2018-4-23
- Phantom: SAM5; Type: SAM; Serial: 1892
- DASY52 52.10.1(1476); SEMCAD X 14.6.11(7439)

Configuration/Body/Area Scan (6x9x1): Measurement grid: dx=15mm, dy=15mm

Info: Interpolated medium parameters used for SAR evaluation.
Maximum value of SAR (measured) = 3.30 W/kg

Configuration/Body/Zoom Scan (5x5x7)/Cube 0: Measurement grid: dx=8mm, dy=8mm, dz=5mm
Reference Value = 71.21 V/m; Power Drift = -0.10 dB
Peak SAR (extrapolated) = 12.9 W/kg
SAR(1 g) = 5.13 W/kg; SAR(10 g) = 2.09 W/kg

Info: Interpolated medium parameters used for SAR evaluation.

Maximum value of SAR (measured) = 10.6 W/kg

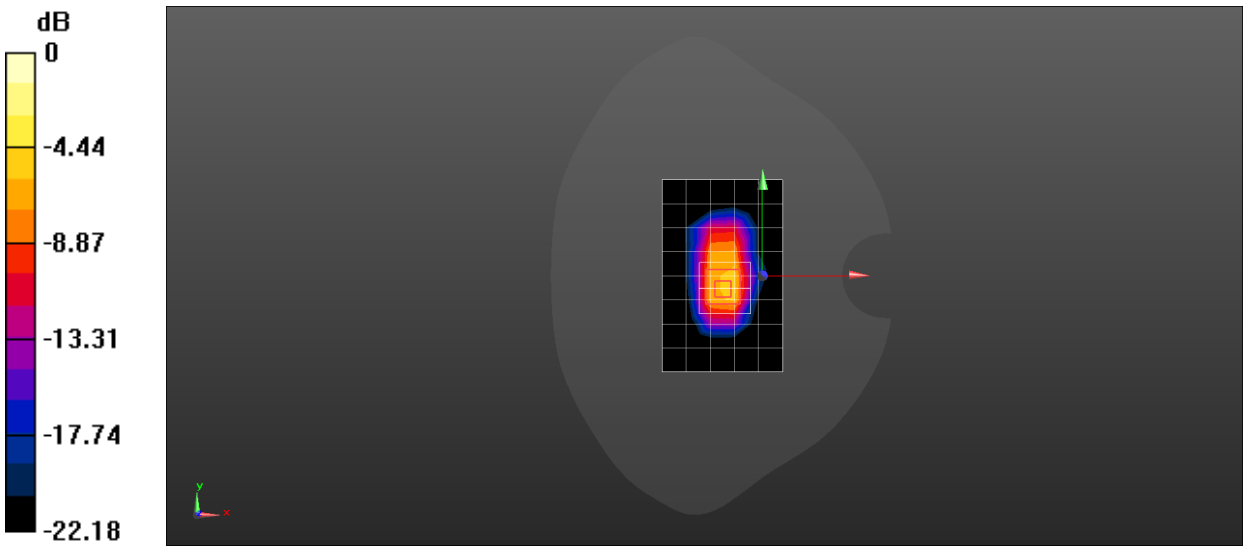

0 dB = 10.6 W/kg = 10.25 dBW/kg

Date: 2019-1-4

Test Laboratory: HUAWEI SAR/HAC Lab

VOG-L04 UMTS Band V 4182CH Right Tilt-Second Antenna

DUT: VOG-L04; Type: Smart Phone; Serial: SAR6

Communication System: UID 0, HW-UMTS-FDD(WCDMA) (0); Frequency: 836.4 MHz;Duty Cycle: 1:1
Medium parameters used (interpolated): f = 836.4 MHz; σ = 0.936 S/m; ε_r = 42.274; ρ = 1000 kg/m^3
Phantom section: Right Section

DASY Configuration:

- Probe: EX3DV4 - SN3736; ConvF(8.86, 8.86, 8.86) @ 836.4 MHz; Calibrated: 2018-4-27
- Sensor-Surface: 1.4mm (Mechanical Surface Detection), z = 1.0, 31.0
- Electronics: DAE4 Sn851; Calibrated: 2018-7-18
- Phantom: SAM9; Type: SAM; Serial: 1958
- DASY52 52.10.1(1476); SEMCAD X 14.6.11(7439)

Configuration/Head/Area Scan (9x14x1): Measurement grid: dx=15mm, dy=15mm

Info: Interpolated medium parameters used for SAR evaluation.
Maximum value of SAR (measured) = 0.735 W/kg

Configuration/Head/Zoom Scan (5x5x7)/Cube 0: Measurement grid: dx=8mm, dy=8mm, dz=5mm
Reference Value = 17.35 V/m; Power Drift = -0.02 dB
Peak SAR (extrapolated) = 0.853 W/kg
SAR(1 g) = 0.346 W/kg; SAR(10 g) = 0.167 W/kg

Info: Interpolated medium parameters used for SAR evaluation.
Maximum value of SAR (measured) = 0.566 W/kg

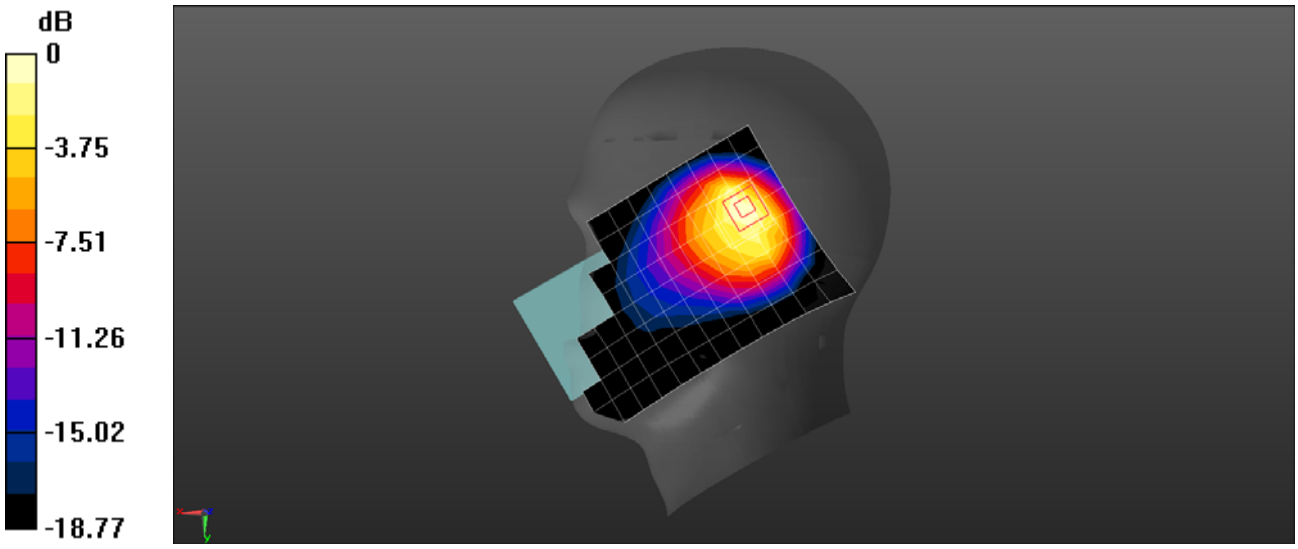

0 dB = 0.566 W/kg = -2.47 dBW/kg

Date: 2019-1-4

Test Laboratory: HUAWEI SAR/HAC Lab

VOG-L04 UMTS Band V 4233CH Right Cheek with Battery2-Main Antenna

DUT: VOG-L04; Type: Smart Phone; Serial: SAR6

Communication System: UID 0, HW-UMTS-FDD(WCDMA) (0); Frequency: 846.6 MHz;Duty Cycle: 1:1
Medium parameters used: f = 847 MHz; σ = 0.94 S/m; ε_r = 42.253; ρ = 1000 kg/m^3
Phantom section: Right Section

DASY Configuration:

- Probe: EX3DV4 - SN3736; ConvF(8.86, 8.86, 8.86) @ 846.6 MHz; Calibrated: 2018-4-27
- Sensor-Surface: 1.4mm (Mechanical Surface Detection), z = 1.0, 31.0
- Electronics: DAE4 Sn851; Calibrated: 2018-7-18
- Phantom: SAM9; Type: SAM; Serial: 1958
- DASY52 52.10.1(1476); SEMCAD X 14.6.11(7439)

Configuration/Head/Area Scan (9x14x1): Measurement grid: dx=15mm, dy=15mm
Maximum value of SAR (measured) = 0.180 W/kg

Configuration/Head/Zoom Scan (5x5x7)/Cube 0: Measurement grid: dx=8mm, dy=8mm, dz=5mm
Reference Value = 5.174 V/m; Power Drift = 0.04 dB
Peak SAR (extrapolated) = 0.202 W/kg
SAR(1 g) = 0.155 W/kg; SAR(10 g) = 0.119 W/kg
Maximum value of SAR (measured) = 0.183 W/kg



0 dB = 0.180 W/kg = -7.44 dBW/kg

Date: 2019-1-4

Test Laboratory: HUAWEI SAR/HAC Lab

VOG-L04 UMTS Band V 4182CH Back Side 15mm-Second Antenna

DUT: VOG-L04; Type: Smart Phone; Serial: SAR3

Communication System: UID 0, HW-UMTS-FDD(WCDMA) (0); Frequency: 836.4 MHz;Duty Cycle: 1:1
Medium parameters used (interpolated): f = 836.4 MHz; σ = 1.015 S/m; ε_r = 53.868; ρ = 1000 kg/m^3
Phantom section: Flat Section

DASY Configuration:

- Probe: EX3DV4 - SN3744; ConvF(9.12, 9.12, 9.12) @ 836.4 MHz; Calibrated: 2018-7-25
- Sensor-Surface: 1.4mm (Mechanical Surface Detection), z = 1.0, 31.0
- Electronics: DAE4 Sn852; Calibrated: 2018-4-23
- Phantom: SAM5; Type: SAM; Serial: 1892
- DASY52 52.10.1(1476); SEMCAD X 14.6.11(7439)

Configuration/Body/Area Scan (9x14x1): Measurement grid: dx=15mm, dy=15mm

Info: Interpolated medium parameters used for SAR evaluation.
Maximum value of SAR (measured) = 0.311 W/kg

Configuration/Body/Zoom Scan (5x5x7)/Cube 0: Measurement grid: dx=8mm, dy=8mm, dz=5mm
Reference Value = 11.03 V/m; Power Drift = -0.04 dB
Peak SAR (extrapolated) = 0.357 W/kg
SAR(1 g) = 0.245 W/kg; SAR(10 g) = 0.166 W/kg
Info: Interpolated medium parameters used for SAR evaluation.
Maximum value of SAR (measured) = 0.317 W/kg

Configuration/Body/Zoom Scan (5x5x7)/Cube 1: Measurement grid: dx=8mm, dy=8mm, dz=5mm
Reference Value = 11.03 V/m; Power Drift = -0.04 dB
Peak SAR (extrapolated) = 0.385 W/kg
SAR(1 g) = 0.229 W/kg; SAR(10 g) = 0.134 W/kg
Info: Interpolated medium parameters used for SAR evaluation.
Maximum value of SAR (measured) = 0.315 W/kg

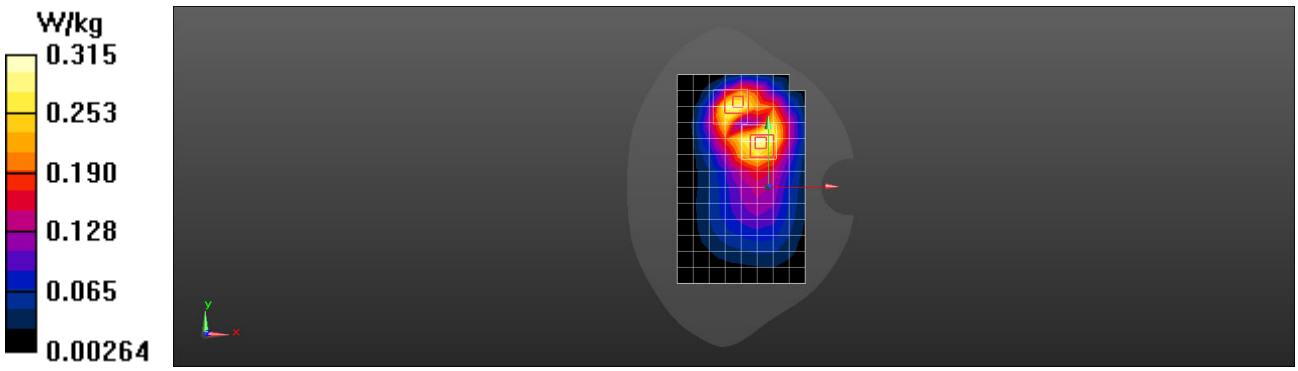

Date: 2019-1-16

Test Laboratory: HUAWEI SAR/HAC Lab

VOG-L29 UMTS Band V 4233CH Back Side 15mm with Battery2-Main Antenna

DUT: VOG-L29; Type: Smart Phone; Serial: SAR3

Communication System: UID 0, HW-UMTS-FDD(WCDMA) (0); Frequency: 846.6 MHz;Duty Cycle: 1:1
Medium parameters used: f = 847 MHz; σ = 0.965 S/m; ε_r = 56.314; ρ = 1000 kg/m^3
Phantom section: Flat Section

DASY Configuration:

- Probe: EX3DV4 - SN3744; ConvF(9.12, 9.12, 9.12) @ 846.6 MHz; Calibrated: 2018-7-25
- Sensor-Surface: 1.4mm (Mechanical Surface Detection), z = 1.0, 31.0
- Electronics: DAE4 Sn852; Calibrated: 2018-4-23
- Phantom: SAM5; Type: SAM; Serial: 1892
- DASY52 52.10.1(1476); SEMCAD X 14.6.11(7439)

Configuration/Body/Area Scan (9x13x1): Measurement grid: dx=15mm, dy=15mm
Maximum value of SAR (measured) = 0.343 W/kg

Configuration/Body/Zoom Scan (5x5x7)/Cube 0: Measurement grid: dx=8mm, dy=8mm, dz=5mm
Reference Value = 13.49 V/m; Power Drift = -0.17 dB
Peak SAR (extrapolated) = 0.382 W/kg
SAR(1 g) = 0.270 W/kg; SAR(10 g) = 0.190 W/kg
Maximum value of SAR (measured) = 0.342 W/kg

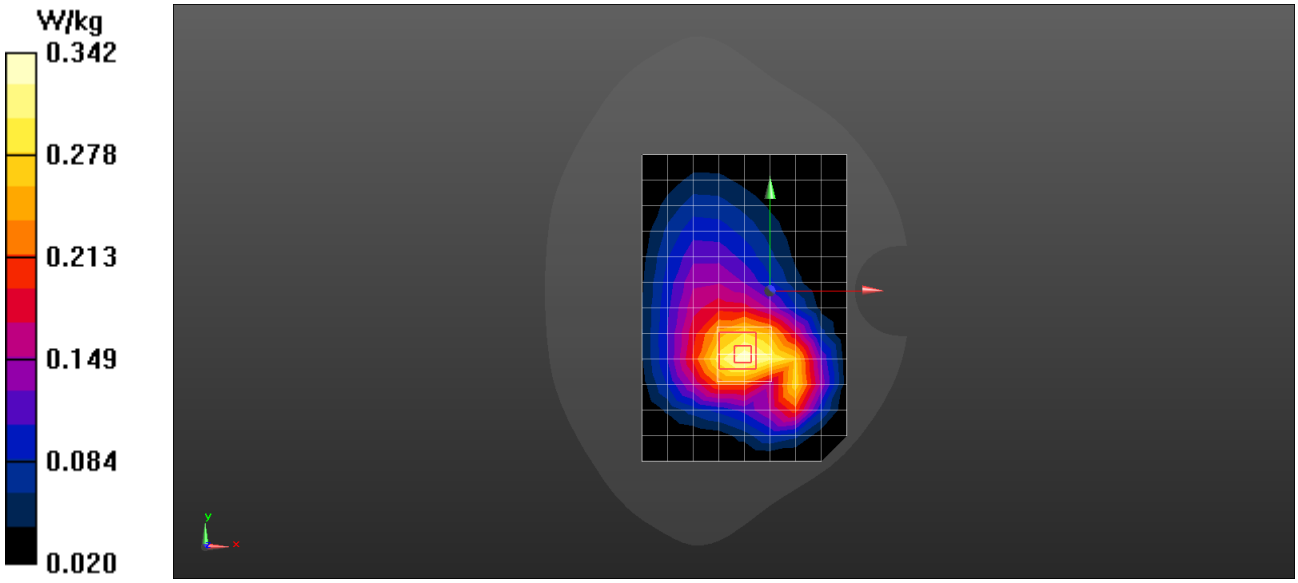

Date: 2019-1-4

Test Laboratory: HUAWEI SAR/HAC Lab

VOG-L04 UMTS Band V 4182CH Back Side 10mm with Battery2-Second Antenna

DUT: VOG-L04; Type: Smart Phone; Serial: SAR3

Communication System: UID 0, HW-UMTS-FDD(WCDMA) (0); Frequency: 836.4 MHz;Duty Cycle: 1:1
Medium parameters used (interpolated): f = 836.4 MHz; σ = 1.015 S/m; ε_r = 53.868; ρ = 1000 kg/m^3
Phantom section: Flat Section

DASY Configuration:

- Probe: EX3DV4 - SN3744; ConvF(9.12, 9.12, 9.12) @ 836.4 MHz; Calibrated: 2018-7-25
- Sensor-Surface: 1.4mm (Mechanical Surface Detection), z = 1.0, 31.0
- Electronics: DAE4 Sn852; Calibrated: 2018-4-23
- Phantom: SAM5; Type: SAM; Serial: 1892
- DASY52 52.10.1(1476); SEMCAD X 14.6.11(7439)

Configuration/Body/Area Scan (9x14x1): Measurement grid: dx=15mm, dy=15mm
Info: Interpolated medium parameters used for SAR evaluation.
Maximum value of SAR (measured) = 0.692 W/kg
Configuration/Body/Zoom Scan (6x6x7)/Cube 0: Measurement grid: dx=8mm, dy=8mm, dz=5mm
Reference Value = 11.44 V/m; Power Drift = -0.02 dB
Peak SAR (extrapolated) = 1.02 W/kg
SAR(1 g) = 0.560 W/kg; SAR(10 g) = 0.309 W/kg
Info: Interpolated medium parameters used for SAR evaluation.
Maximum value of SAR (measured) = 0.847 W/kg
Configuration/Body/Zoom Scan (6x6x7)/Cube 1: Measurement grid: dx=8mm, dy=8mm, dz=5mm
Reference Value = 11.44 V/m; Power Drift = -0.02 dB
Peak SAR (extrapolated) = 0.658 W/kg
SAR(1 g) = 0.421 W/kg; SAR(10 g) = 0.273 W/kg
Info: Interpolated medium parameters used for SAR evaluation.
Maximum value of SAR (measured) = 0.542 W/kg

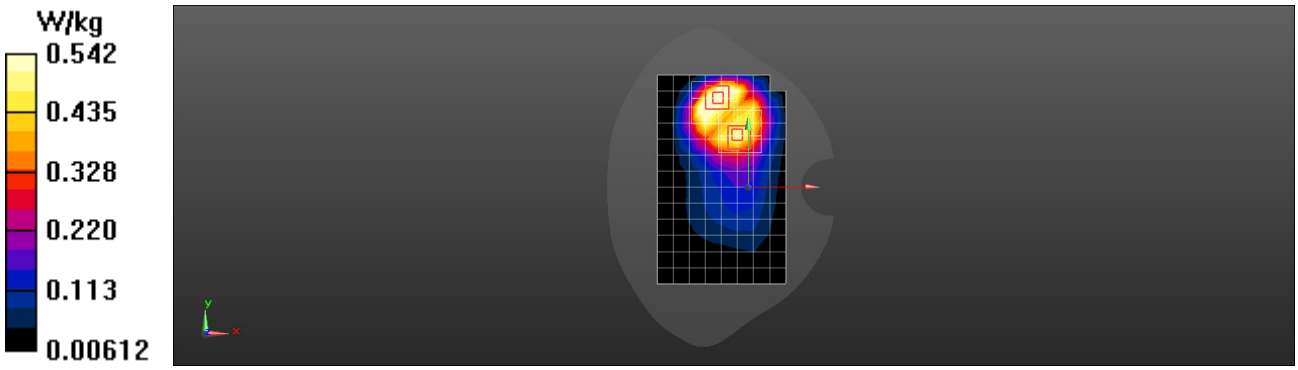

Date: 2019-1-3

Test Laboratory: HUAWEI SAR/HAC Lab

VOG-L04 UMTS Band V 4182CH Back Side 10mm-Main Antenna

DUT: VOG-L04; Type: Smart Phone; Serial: SAR3

Communication System: UID 0, HW-UMTS-FDD(WCDMA) (0); Frequency: 836.4 MHz;Duty Cycle: 1:1
Medium parameters used (interpolated): f = 836.4 MHz; σ = 1.015 S/m; ε_r = 53.868; ρ = 1000 kg/m^3
Phantom section: Flat Section

DASY Configuration:

- Probe: EX3DV4 - SN3744; ConvF(9.12, 9.12, 9.12) @ 836.4 MHz; Calibrated: 2018-7-25
- Sensor-Surface: 1.4mm (Mechanical Surface Detection), z = 1.0, 31.0
- Electronics: DAE4 Sn852; Calibrated: 2018-4-23
- Phantom: SAM5; Type: SAM; Serial: 1892
- DASY52 52.10.1(1476); SEMCAD X 14.6.11(7439)

Configuration/Body/Area Scan (8x13x1): Measurement grid: dx=15mm, dy=15mm

Info: Interpolated medium parameters used for SAR evaluation.
Maximum value of SAR (measured) = 0.629 W/kg

Configuration/Body/Zoom Scan (8x8x7)/Cube 0: Measurement grid: dx=8mm, dy=8mm, dz=5mm
Reference Value = 15.36 V/m; Power Drift = -0.19 dB
Peak SAR (extrapolated) = 0.779 W/kg
SAR(1 g) = 0.464 W/kg; SAR(10 g) = 0.312 W/kg

Info: Interpolated medium parameters used for SAR evaluation.
Maximum value of SAR (measured) = 0.642 W/kg

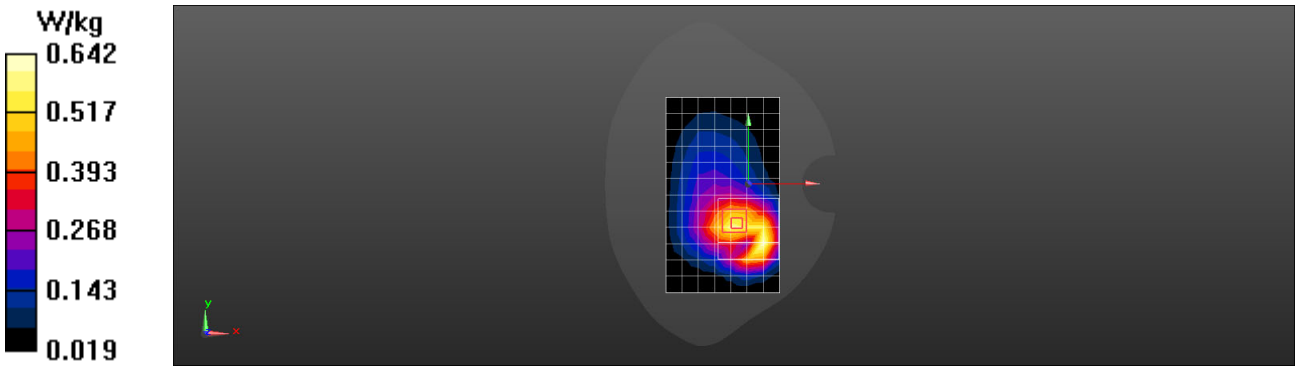

Date: 2019-1-4

Test Laboratory: HUAWEI SAR/HAC Lab

VOG-L04 LTE Band 2 20M QPSK 1RB 50 Offset 19100CH Right Tilt-Second Antenna

DUT: VOG-L04; Type: Smart Phone; Serial: SAR2

Communication System: UID 0, LTE-FDD (SC-FDMA, 20MHz, QPSK/16-QAM) (0); Frequency: 1900 MHz;Duty Cycle: 1:1
Medium parameters used: f = 1900 MHz; σ = 1.454 S/m; ε_r = 40.156; ρ = 1000 kg/m^3
Phantom section: Right Section

DASY Configuration:

- Probe: ES3DV3 - SN3168; ConvF(5.2, 5.2, 5.2) @ 1900 MHz; Calibrated: 2018-9-27
- Sensor-Surface: 3mm (Mechanical Surface Detection), z = 2.0, 32.0
- Electronics: DAE4 Sn1235; Calibrated: 2018-11-14
- Phantom: SAM3; Type: SAM; Serial: 1597
- DASY52 52.10.1(1476); SEMCAD X 14.6.11(7439)

Configuration/Head/Area Scan (9x14x1): Measurement grid: dx=15mm, dy=15mm
Maximum value of SAR (measured) = 0.521 W/kg

Configuration/Head/Zoom Scan (6x7x7)/Cube 0: Measurement grid: dx=8mm, dy=8mm, dz=5mm
Reference Value = 1.444 V/m; Power Drift = 0.12 dB
Peak SAR (extrapolated) = 1.32 W/kg
SAR(1 g) = 0.453 W/kg; SAR(10 g) = 0.148 W/kg

Maximum value of SAR (measured) = 0.544 W/kg



0 dB = 0.544 W/kg = -2.65 dBW/kg

Date: 2019-1-3

Test Laboratory: HUAWEI SAR/HAC Lab

VOG-L04 LTE Band 2 20M QPSK 1RB 99 Offset 18700CH Right Cheek-Main Antenna

DUT: VOG-L04; Type: Smart Phone; Serial: SAR2

Communication System: UID 0, LTE-FDD (SC-FDMA, 20MHz, QPSK/16-QAM) (0); Frequency: 1860 MHz;Duty Cycle: 1:1
Medium parameters used: f = 1860 MHz; σ = 1.439 S/m; ε_r = 39.283; ρ = 1000 kg/m^3
Phantom section: Right Section

DASY Configuration:

- Probe: ES3DV3 - SN3168; ConvF(5.2, 5.2, 5.2) @ 1860 MHz; Calibrated: 2018-9-27
- Sensor-Surface: 3mm (Mechanical Surface Detection), z = 2.0, 32.0
- Electronics: DAE4 Sn1235; Calibrated: 2018-11-14
- Phantom: SAM3; Type: SAM; Serial: 1597
- DASY52 52.10.1(1476); SEMCAD X 14.6.11(7439)

Configuration/Head/Area Scan (9x14x1): Measurement grid: dx=15mm, dy=15mm
Maximum value of SAR (measured) = 0.246 W/kg

Configuration/Head/Zoom Scan (5x6x7)/Cube 0: Measurement grid: dx=8mm, dy=8mm, dz=5mm
Reference Value = 13.18 V/m; Power Drift = 0.13 dB
Peak SAR (extrapolated) = 0.311 W/kg
SAR(1 g) = 0.210 W/kg; SAR(10 g) = 0.131 W/kg
Maximum value of SAR (measured) = 0.242 W/kg

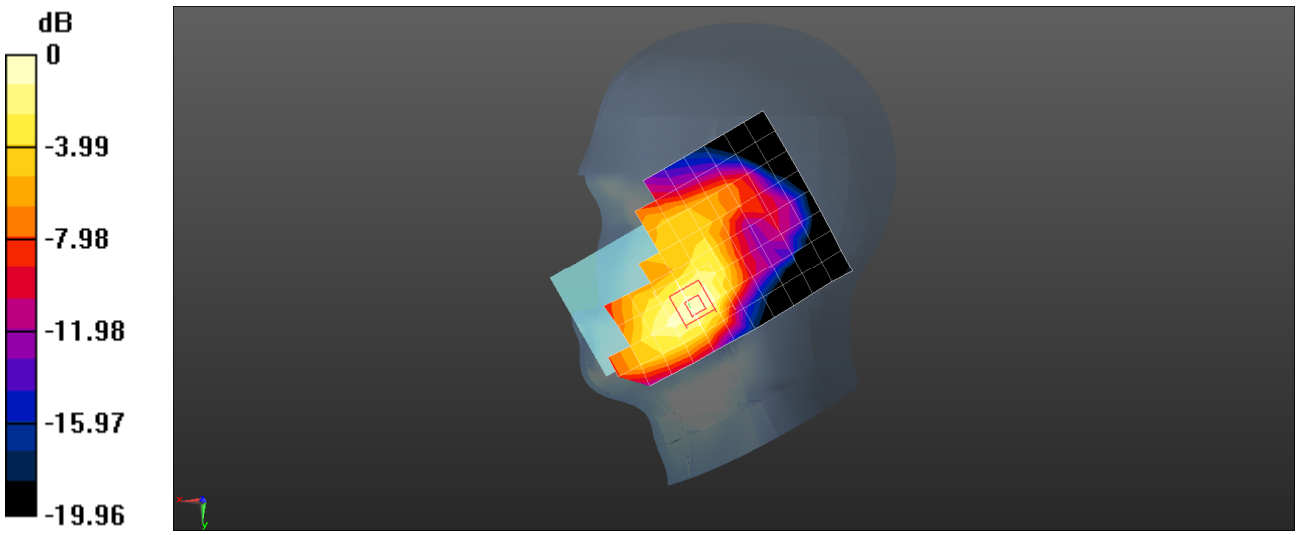

0 dB = 0.242 W/kg = -6.16 dBW/kg

Date: 2019-01-13

Test Laboratory: HUAWEI SAR/HAC Lab

VOG-L29 LTE Band 2 20M QPSK 1RB 0 Offset 18700CH Back Side 15mm-Second Antenna

DUT: VOG-L29; Type: Smart Phone; Serial: SAR1

Communication System: UID 0, LTE-FDD (SC-FDMA, 20MHz, QPSK/16-QAM) (0); Frequency: 1860 MHz;Duty Cycle: 1:1
Medium parameters used: f = 1860 MHz; σ = 1.48 S/m; ε_r = 52.079; ρ = 1000 kg/m^3
Phantom section: Flat Section

DASY Configuration:

- Probe: EX3DV4 - SN7505; ConvF(7.87, 7.87, 7.87) @ 1860 MHz; Calibrated: 2018-06-12
- Sensor-Surface: 1.4mm (Mechanical Surface Detection), z = 1.0, 31.0
- Electronics: DAE4 Sn1492; Calibrated: 2018-11-14
- Phantom: SAM2; Type: SAM; Serial: 1474
- DASY52 52.10.1(1476); SEMCAD X 14.6.11(7439)

Configuration/Body/Area Scan (9x14x1): Measurement grid: dx=15mm, dy=15mm
Maximum value of SAR (measured) = 0.139 W/kg

Configuration/Body/Zoom Scan (5x5x7)/Cube 0: Measurement grid: dx=8mm, dy=8mm, dz=5mm
Reference Value = 5.120 V/m; Power Drift = 0.09 dB
Peak SAR (extrapolated) = 0.149 W/kg
SAR(1 g) = 0.116 W/kg; SAR(10 g) = 0.077 W/kg
Maximum value of SAR (measured) = 0.141 W/kg

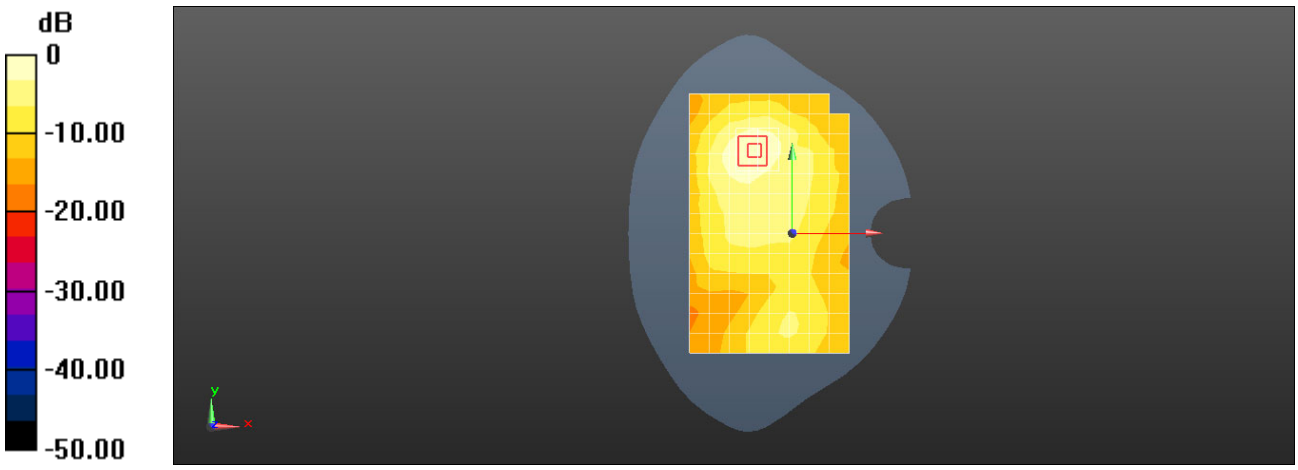

0 dB = 0.139 W/kg = -8.57 dBW/kg

Date: 2019-01-13

Test Laboratory: HUAWEI SAR/HAC Lab

VOG-L29 LTE Band 2 20M QPSK 1RB 0 Offset 18900CH Back Side 15mm with Battery2 with SIM2-Main Antenna

DUT: VOG-L29; Type: Smart Phone; Serial: SAR1

Communication System: UID 0, LTE-FDD (SC-FDMA, 20MHz, QPSK/16-QAM) (0); Frequency: 1880 MHz;Duty Cycle: 1:1
Medium parameters used: f = 1880 MHz; σ = 1.494 S/m; ε_r = 52.049; ρ = 1000 kg/m^3
Phantom section: Flat Section

DASY Configuration:

- Probe: EX3DV4 - SN7505; ConvF(7.87, 7.87, 7.87) @ 1880 MHz; Calibrated: 2018-06-12
- Sensor-Surface: 1.4mm (Mechanical Surface Detection), z = 1.0, 31.0
- Electronics: DAE4 Sn1492; Calibrated: 2018-11-14
- Phantom: SAM2; Type: SAM; Serial: 1474
- DASY52 52.10.1(1476); SEMCAD X 14.6.11(7439)

Configuration/Body/Area Scan (9x15x1): Measurement grid: dx=15mm, dy=15mm
Maximum value of SAR (measured) = 0.467 W/kg

Configuration/Body/Zoom Scan (5x5x7)/Cube 0: Measurement grid: dx=8mm, dy=8mm, dz=5mm
Reference Value = 10.84 V/m; Power Drift = -0.13 dB
Peak SAR (extrapolated) = 0.507 W/kg
SAR(1 g) = 0.369 W/kg; SAR(10 g) = 0.244 W/kg
Maximum value of SAR (measured) = 0.469 W/kg

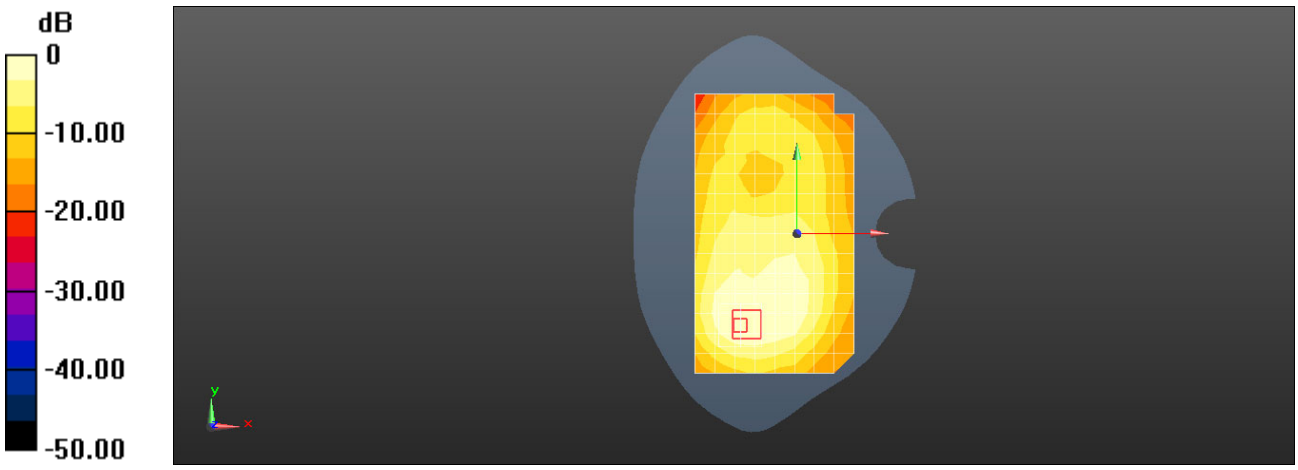

0 dB = 0.467 W/kg = -3.31 dBW/kg

Date: 2019-01-13

Test Laboratory: HUAWEI SAR/HAC Lab

VOG-L29 LTE Band 2 20M QPSK 1RB 99 Offset 19100CH Top Side 10mm-Second Antenna

DUT: VOG-L29; Type: Smart Phone; Serial: SAR1

Communication System: UID 0, LTE-FDD (SC-FDMA, 20MHz, QPSK/16-QAM) (0); Frequency: 1900 MHz;Duty Cycle: 1:1
Medium parameters used: f = 1900 MHz; σ = 1.508 S/m; ε_r = 51.983; ρ = 1000 kg/m^3
Phantom section: Flat Section

DASY Configuration:

- Probe: EX3DV4 - SN7505; ConvF(7.87, 7.87, 7.87) @ 1900 MHz; Calibrated: 2018-06-12
- Sensor-Surface: 1.4mm (Mechanical Surface Detection), z = 1.0, 31.0
- Electronics: DAE4 Sn1492; Calibrated: 2018-11-14
- Phantom: SAM2; Type: SAM; Serial: 1474
- DASY52 52.10.1(1476); SEMCAD X 14.6.11(7439)

Configuration/Body/Area Scan (5x9x1): Measurement grid: dx=15mm, dy=15mm
Maximum value of SAR (measured) = 0.295 W/kg

Configuration/Body/Zoom Scan (5x5x7)/Cube 0: Measurement grid: dx=8mm, dy=8mm, dz=5mm
Reference Value = 16.98 V/m; Power Drift = -0.12 dB
Peak SAR (extrapolated) = 0.464 W/kg
SAR(1 g) = 0.293 W/kg; SAR(10 g) = 0.167 W/kg
Maximum value of SAR (measured) = 0.410 W/kg

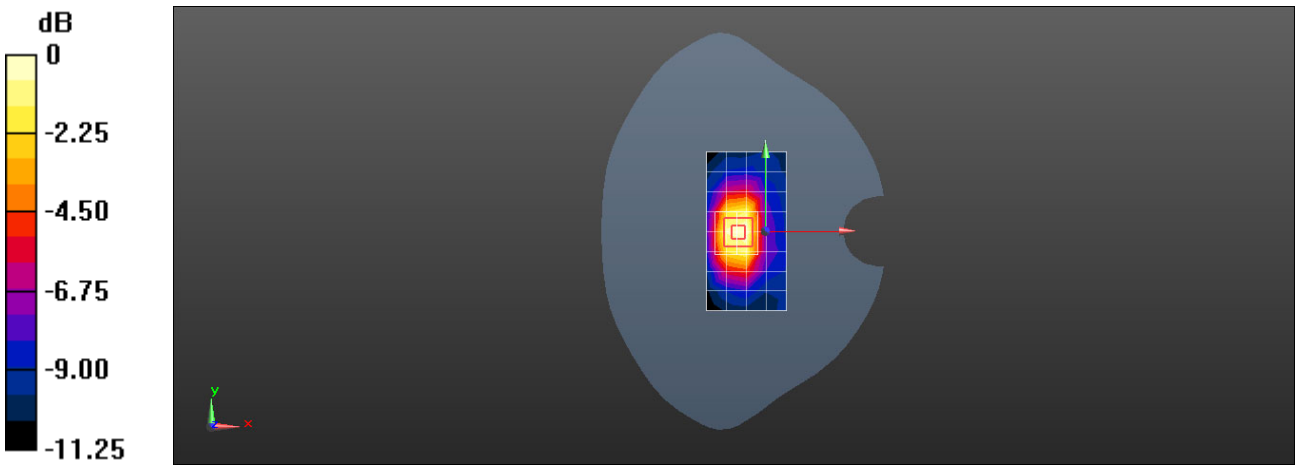

0 dB = 0.295 W/kg = -5.30 dBW/kg

Date: 2019-1-13

Test Laboratory: HUAWEI SAR/HAC Lab

VOG-L29 LTE Band 2 20M QPSK 1RB 0 Offset 19100CH Bottom Side 10mm-Main Antenna

DUT: VOG-L29; Type: Smart Phone; Serial: SAR1

Communication System: UID 0, LTE-FDD (SC-FDMA, 20MHz, QPSK/16-QAM) (0); Frequency: 1900 MHz;Duty Cycle: 1:1
Medium parameters used: f = 1900 MHz; σ = 1.508 S/m; ε_r = 51.983; ρ = 1000 kg/m^3
Phantom section: Flat Section

DASY Configuration:

- Probe: EX3DV4 - SN7505; ConvF(7.87, 7.87, 7.87) @ 1900 MHz; Calibrated: 2018-6-12
- Sensor-Surface: 1.4mm (Mechanical Surface Detection), z = 1.0, 31.0
- Electronics: DAE4 Sn1492; Calibrated: 2018-11-14
- Phantom: SAM2; Type: SAM; Serial: 1474
- DASY52 52.10.1(1476); SEMCAD X 14.6.11(7439)

Configuration/Body/Area Scan (5x9x1): Measurement grid: dx=15mm, dy=15mm
Maximum value of SAR (measured) = 0.515 W/kg

Configuration/Body/Zoom Scan (5x5x7)/Cube 0: Measurement grid: dx=8mm, dy=8mm, dz=5mm
Reference Value = 21.74 V/m; Power Drift = 0.01 dB
Peak SAR (extrapolated) = 0.804 W/kg
SAR(1 g) = 0.511 W/kg; SAR(10 g) = 0.297 W/kg
Maximum value of SAR (measured) = 0.716 W/kg

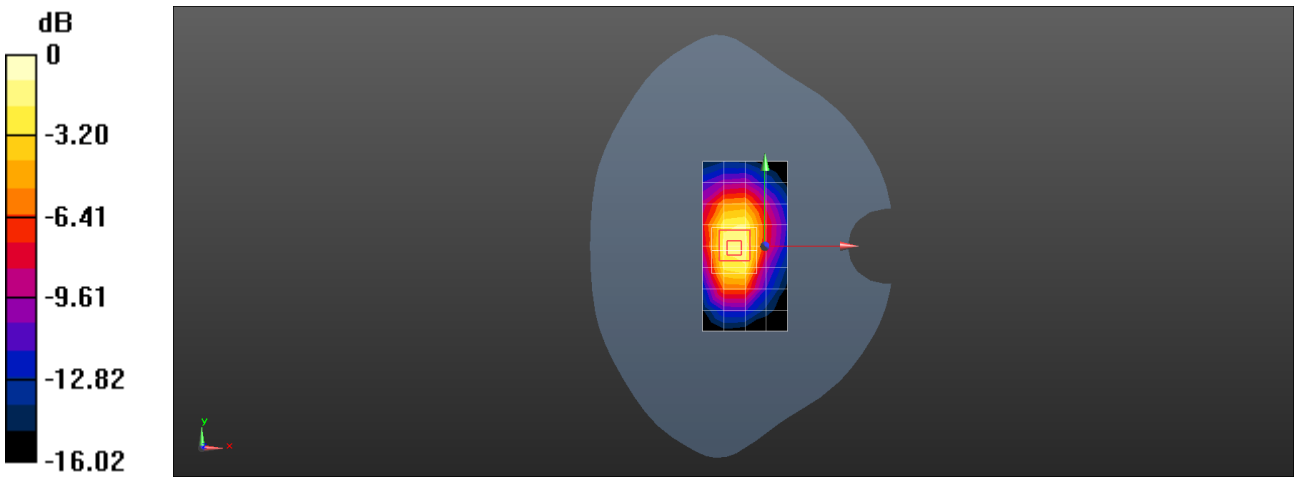

0 dB = 0.716 W/kg = -1.45 dBW/kg

Date: 2019-01-13

Test Laboratory: HUAWEI SAR/HAC Lab

VOG-L29 LTE Band 2 20M QPSK 1RB 99 Offset 18700CH Bottom Side 0mm-Main Antenna

DUT: VOG-L29; Type: Smart Phone; Serial: SAR1

Communication System: UID 0, LTE-FDD (SC-FDMA, 20MHz, QPSK/16-QAM) (0); Frequency: 1860 MHz;Duty Cycle: 1:1
Medium parameters used: f = 1860 MHz; σ = 1.48 S/m; ε_r = 52.079; ρ = 1000 kg/m^3
Phantom section: Flat Section

DASY Configuration:

- Probe: EX3DV4 - SN7505; ConvF(7.87, 7.87, 7.87) @ 1860 MHz; Calibrated: 2018-06-12
- Sensor-Surface: 1.4mm (Mechanical Surface Detection), z = 1.0, 31.0
- Electronics: DAE4 Sn1492; Calibrated: 2018-11-14
- Phantom: SAM2; Type: SAM; Serial: 1474
- DASY52 52.10.1(1476); SEMCAD X 14.6.11(7439)

Configuration/Body/Area Scan (5x9x1): Measurement grid: dx=15mm, dy=15mm
Maximum value of SAR (measured) = 8.36 W/kg

Configuration/Body/Zoom Scan (5x5x7)/Cube 0: Measurement grid: dx=8mm, dy=8mm, dz=5mm
Reference Value = 68.02 V/m; Power Drift = -0.18 dB
Peak SAR (extrapolated) = 10.8 W/kg
SAR(1 g) = 5.04 W/kg; SAR(10 g) = 2.15 W/kg

Maximum value of SAR (measured) = 9.58 W/kg

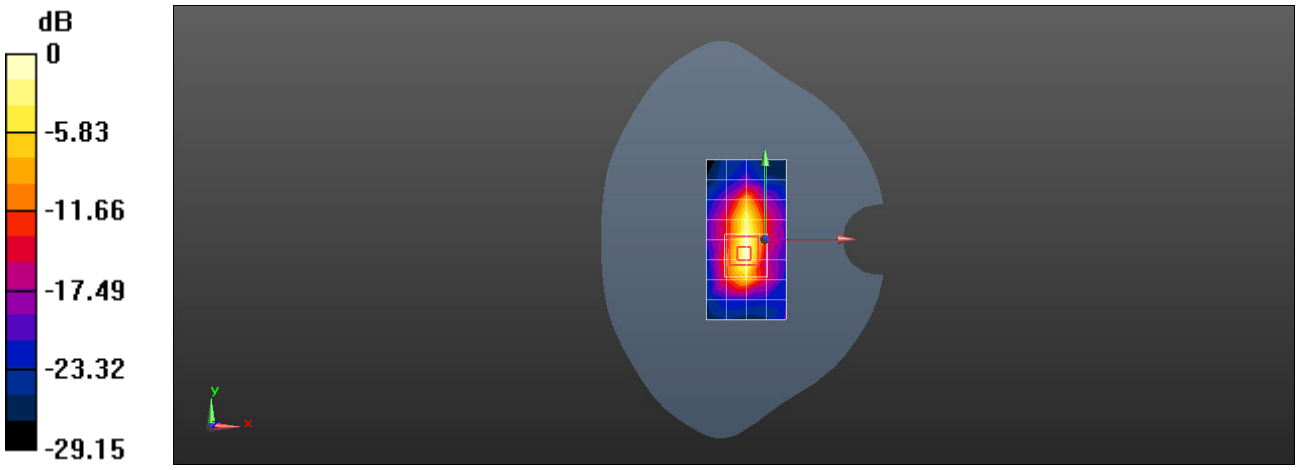

0 dB = 8.36 W/kg = 9.22 dBW/kg

Date: 2019-1-4

Test Laboratory: HUAWEI SAR/HAC Lab

VOG-L04 LTE Band 4 20M QPSK 50%RB 25 Offset 20175CH Left Tilt-Second Antenna

DUT: VOG-L04; Type: Smart Phone; Serial: SAR5

Communication System: UID 0, LTE-FDD (SC-FDMA, 20MHz, QPSK/16-QAM) (0); Frequency: 1732.5 MHz;Duty Cycle: 1:1
Medium parameters used: f = 1733 MHz; σ = 1.36 S/m; ε_r = 38.815; ρ = 1000 kg/m^3
Phantom section: Left Section

DASY Configuration:

- Probe: EX3DV4 - SN3743; ConvF(8.36, 8.36, 8.36) @ 1732.5 MHz; Calibrated: 2018-11-19
- Sensor-Surface: 1.4mm (Mechanical Surface Detection), z = 1.0, 31.0
- Electronics: DAE4 Sn1554; Calibrated: 2018-6-5
- Phantom: SAM8; Type: SAM; Serial: 1940
- DASY52 52.10.1(1476); SEMCAD X 14.6.11(7439)

Configuration/Head/Area Scan (9x14x1): Measurement grid: dx=15mm, dy=15mm
Maximum value of SAR (measured) = 0.594 W/kg

Configuration/Head/Zoom Scan (5x5x7)/Cube 0: Measurement grid: dx=8mm, dy=8mm, dz=5mm
Reference Value = 6.616 V/m; Power Drift = 0.12 dB
Peak SAR (extrapolated) = 0.754 W/kg
SAR(1 g) = 0.352 W/kg; SAR(10 g) = 0.158 W/kg

Maximum value of SAR (measured) = 0.601 W/kg

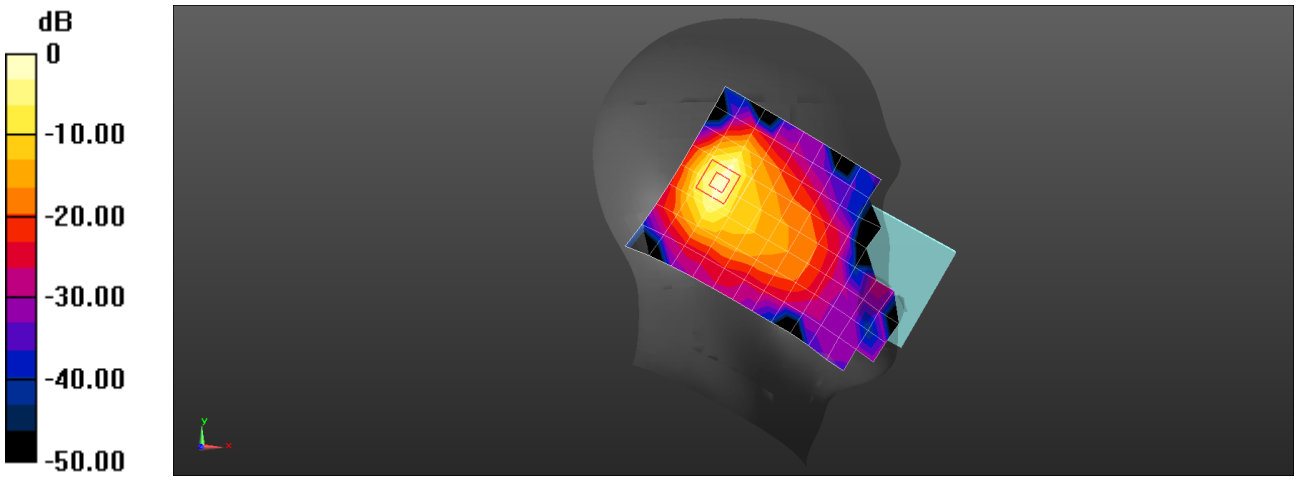

0 dB = 0.601 W/kg = -2.21 dBW/kg

Date: 2019-1-3

Test Laboratory: HUAWEI SAR/HAC Lab

VOG-L04 LTE Band 4 20M QPSK 1RB 50 Offset 20050CH Right Cheek-Main Antenna

DUT: VOG-L04; Type: Smart Phone; Serial: SAR5

Communication System: UID 0, LTE-FDD (SC-FDMA, 20MHz, QPSK/16-QAM) (0); Frequency: 1720 MHz;Duty Cycle: 1:1
Medium parameters used: f = 1720 MHz; σ = 1.352 S/m; ε_r = 38.825; ρ = 1000 kg/m^3
Phantom section: Right Section

DASY Configuration:

- Probe: EX3DV4 - SN3743; ConvF(8.36, 8.36, 8.36) @ 1720 MHz; Calibrated: 2018-11-19
- Sensor-Surface: 1.4mm (Mechanical Surface Detection), z = 1.0, 31.0
- Electronics: DAE4 Sn1554; Calibrated: 2018-6-5
- Phantom: SAM8; Type: SAM; Serial: 1940
- DASY52 52.10.1(1476); SEMCAD X 14.6.11(7439)

Configuration/Head/Area Scan (9x14x1): Measurement grid: dx=15mm, dy=15mm
Maximum value of SAR (measured) = 0.282 W/kg

Configuration/Head/Zoom Scan (5x5x7)/Cube 0: Measurement grid: dx=8mm, dy=8mm, dz=5mm
Reference Value = 5.763 V/m; Power Drift = 0.18 dB
Peak SAR (extrapolated) = 0.334 W/kg
SAR(1 g) = 0.219 W/kg; SAR(10 g) = 0.143 W/kg
Maximum value of SAR (measured) = 0.287 W/kg

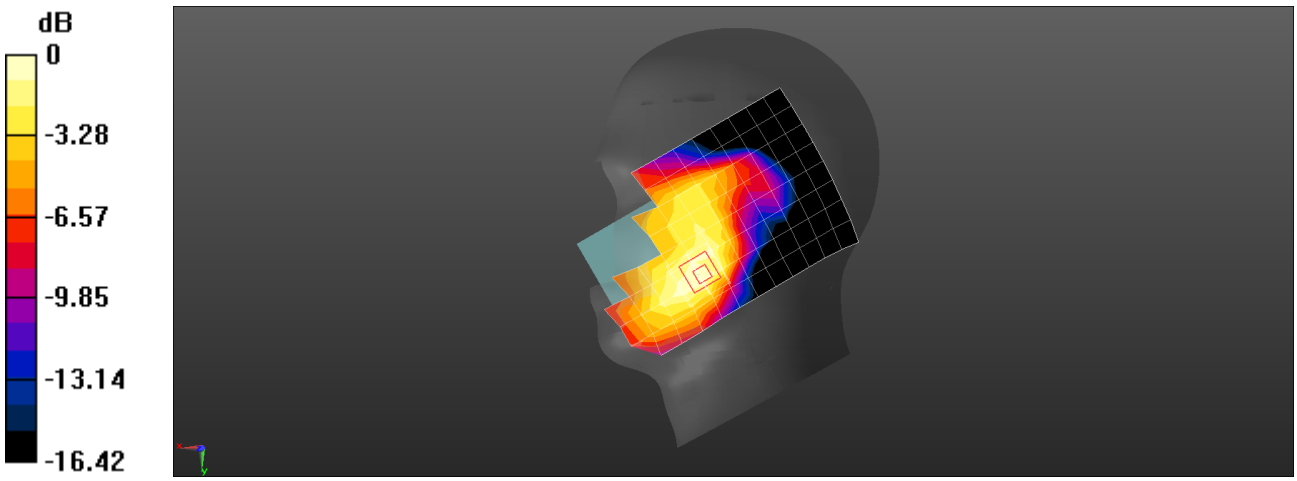

0 dB = 0.287 W/kg = -5.42 dBW/kg

Date: 2019-1-5

Test Laboratory: HUAWEI SAR/HAC Lab

VOG-L04 LTE Band 4 20M QPSK 1RB 99 Offset 20175CH Back Side 15mm-Second Antenna

DUT: VOG-L04; Type: Smart Phone; Serial: SAR2

Communication System: UID 0, LTE-FDD (SC-FDMA, 20MHz, QPSK/16-QAM) (0); Frequency: 1732.5 MHz;Duty Cycle: 1:1
Medium parameters used: f = 1733 MHz; σ = 1.477 S/m; ε_r = 53.233; ρ = 1000 kg/m^3
Phantom section: Flat Section

DASY Configuration:

- Probe: ES3DV3 - SN3168; ConvF(5.02, 5.02, 5.02) @ 1732.5 MHz; Calibrated: 2018-9-27
- Sensor-Surface: 3mm (Mechanical Surface Detection), z = 2.0, 32.0
- Electronics: DAE4 Sn1235; Calibrated: 2018-11-14
- Phantom: SAM4; Type: SAM; Serial: 1620
- DASY52 52.10.1(1476); SEMCAD X 14.6.11(7439)

Configuration/Body/Area Scan (8x14x1): Measurement grid: dx=15mm, dy=15mm
Maximum value of SAR (measured) = 0.209 W/kg

Configuration/Body/Zoom Scan (6x5x7)/Cube 0: Measurement grid: dx=8mm, dy=8mm, dz=5mm
Reference Value = 4.730 V/m; Power Drift = -0.01 dB
Peak SAR (extrapolated) = 0.260 W/kg
SAR(1 g) = 0.175 W/kg; SAR(10 g) = 0.105 W/kg
Maximum value of SAR (measured) = 0.209 W/kg

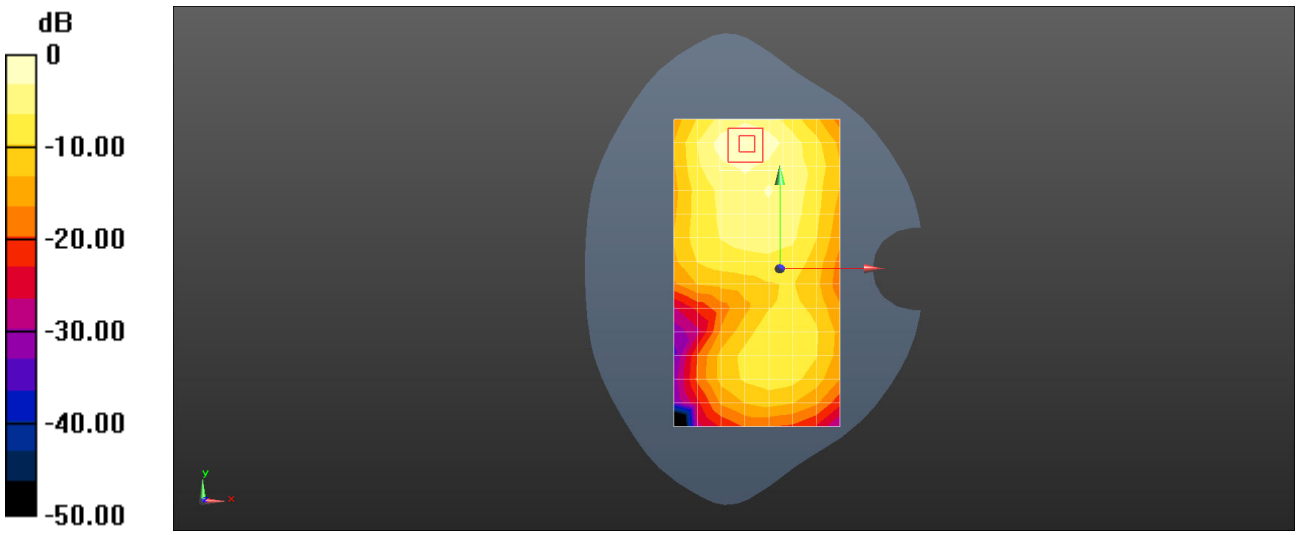

0 dB = 0.209 W/kg = -6.79 dBW/kg

Date: 2019-1-5

Test Laboratory: HUAWEI SAR/HAC Lab

VOG-L04 LTE Band 4 20M QPSK 1RB 50 Offset 20175CH Back Side 15mm-Main Antenna

DUT: VOG-L04; Type: Smart Phone; Serial: SAR2

Communication System: UID 0, LTE-FDD (SC-FDMA, 20MHz, QPSK/16-QAM) (0); Frequency: 1732.5 MHz;Duty Cycle: 1:1
Medium parameters used: f = 1733 MHz; σ = 1.477 S/m; ε_r = 53.233; ρ = 1000 kg/m^3
Phantom section: Flat Section

DASY Configuration:

- Probe: ES3DV3 - SN3168; ConvF(5.02, 5.02, 5.02) @ 1732.5 MHz; Calibrated: 2018-9-27
- Sensor-Surface: 3mm (Mechanical Surface Detection), z = 2.0, 32.0
- Electronics: DAE4 Sn1235; Calibrated: 2018-11-14
- Phantom: SAM4; Type: SAM; Serial: 1620
- DASY52 52.10.1(1476); SEMCAD X 14.6.11(7439)

Configuration/Body/Area Scan (8x14x1): Measurement grid: dx=15mm, dy=15mm
Maximum value of SAR (measured) = 0.521 W/kg

Configuration/Body/Zoom Scan (6x5x7)/Cube 0: Measurement grid: dx=8mm, dy=8mm, dz=5mm
Reference Value = 13.44 V/m; Power Drift = -0.08 dB
Peak SAR (extrapolated) = 0.733 W/kg
SAR(1 g) = 0.495 W/kg; SAR(10 g) = 0.314 W/kg
Maximum value of SAR (measured) = 0.578 W/kg

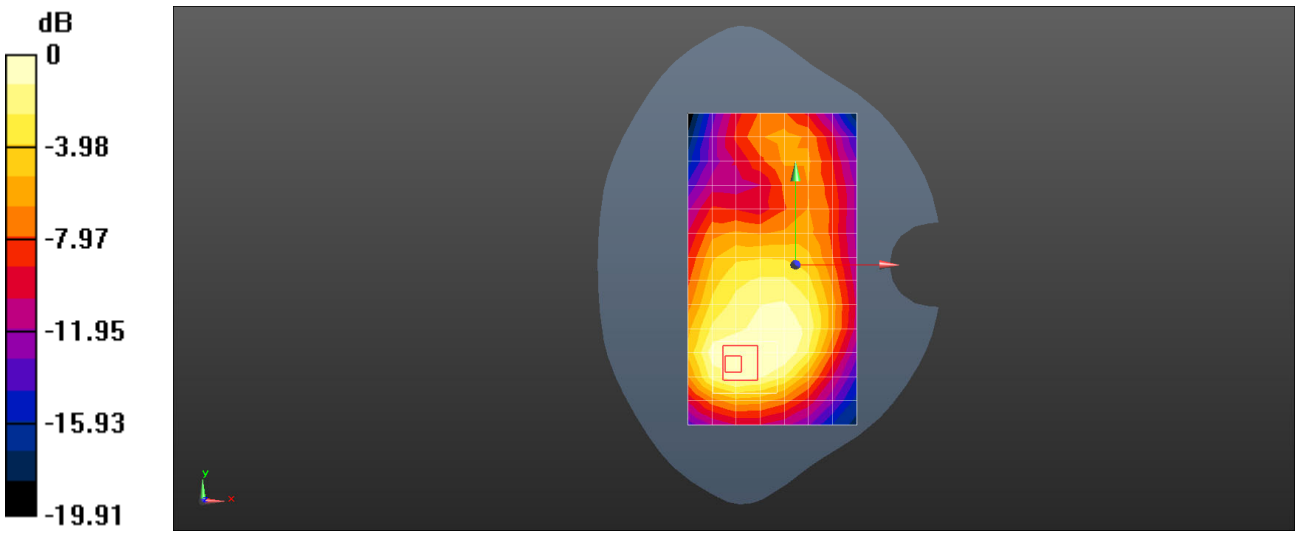

0 dB = 0.521 W/kg = -2.83 dBW/kg

Date: 2019-1-5

Test Laboratory: HUAWEI SAR/HAC Lab

VOG-L04 LTE Band 4 20M QPSK 1RB 99 Offset 20300CH Top Side 10mm-Second Antenna

DUT: VOG-L04; Type: Smart Phone; Serial: SAR2

Communication System: UID 0, LTE-FDD (SC-FDMA, 20MHz, QPSK/16-QAM) (0); Frequency: 1745 MHz;Duty Cycle: 1:1
Medium parameters used (interpolated): f = 1745 MHz; σ = 1.488 S/m; ε_r = 53.215; ρ = 1000 kg/m^3
Phantom section: Flat Section

DASY Configuration:

- Probe: ES3DV3 - SN3168; ConvF(5.02, 5.02, 5.02) @ 1745 MHz; Calibrated: 2018-9-27
- Sensor-Surface: 3mm (Mechanical Surface Detection), z = 2.0, 32.0
- Electronics: DAE4 Sn1235; Calibrated: 2018-11-14
- Phantom: SAM4; Type: SAM; Serial: 1620
- DASY52 52.10.1(1476); SEMCAD X 14.6.11(7439)

Configuration/Body/Area Scan (5x8x1): Measurement grid: dx=15mm, dy=15mm

Info: Interpolated medium parameters used for SAR evaluation.
Maximum value of SAR (measured) = 0.411 W/kg

Configuration/Body/Zoom Scan (6x5x7)/Cube 0: Measurement grid: dx=8mm, dy=8mm, dz=5mm
Reference Value = 18.14 V/m; Power Drift = 0.14 dB
Peak SAR (extrapolated) = 0.609 W/kg
SAR(1 g) = 0.380 W/kg; SAR(10 g) = 0.203 W/kg

Info: Interpolated medium parameters used for SAR evaluation.
Maximum value of SAR (measured) = 0.473 W/kg

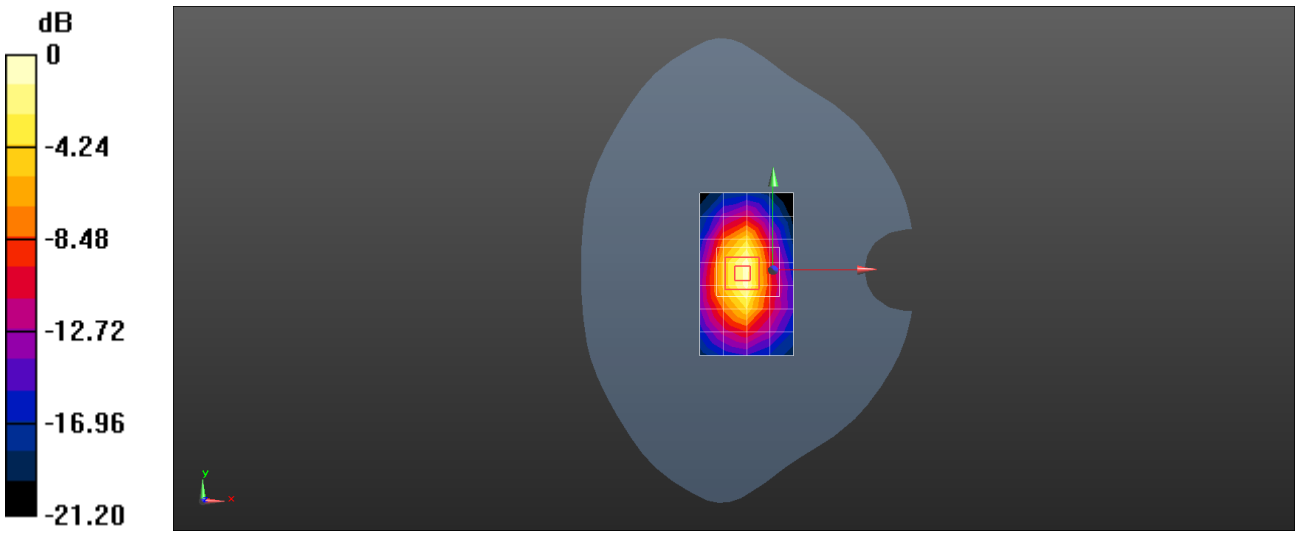

0 dB = 0.473 W/kg = -3.25 dBW/kg

Date: 2019-1-8

Test Laboratory: HUAWEI SAR/HAC Lab

VOG-L04 LTE Band 4 20M QPSK 1RB 0 Offset 20300CH Bottom Side 10mm-Main Antenna

DUT: VOG-L04; Type: Smart Phone; Serial: SAR2

Communication System: UID 0, LTE-FDD (SC-FDMA, 20MHz, QPSK/16-QAM) (0); Frequency: 1745 MHz;Duty Cycle: 1:1
Medium parameters used (interpolated): f = 1745 MHz; σ = 1.479 S/m; ε_r = 52.221; ρ = 1000 kg/m^3
Phantom section: Flat Section

DASY Configuration:

- Probe: ES3DV3 - SN3168; ConvF(5.02, 5.02, 5.02) @ 1745 MHz; Calibrated: 2018-9-27
- Sensor-Surface: 3mm (Mechanical Surface Detection), z = 2.0, 32.0
- Electronics: DAE4 Sn1235; Calibrated: 2018-11-14
- Phantom: SAM4; Type: SAM; Serial: 1620
- DASY52 52.10.1(1476); SEMCAD X 14.6.11(7439)

Configuration/Body/Area Scan (5x8x1): Measurement grid: dx=15mm, dy=15mm

Info: Interpolated medium parameters used for SAR evaluation.
Maximum value of SAR (measured) = 0.674 W/kg

Configuration/Body/Zoom Scan (6x5x7)/Cube 0: Measurement grid: dx=8mm, dy=8mm, dz=5mm
Reference Value = 23.36 V/m; Power Drift = -0.17 dB
Peak SAR (extrapolated) = 0.929 W/kg
SAR(1 g) = 0.598 W/kg; SAR(10 g) = 0.347 W/kg

Info: Interpolated medium parameters used for SAR evaluation.
Maximum value of SAR (measured) = 0.721 W/kg

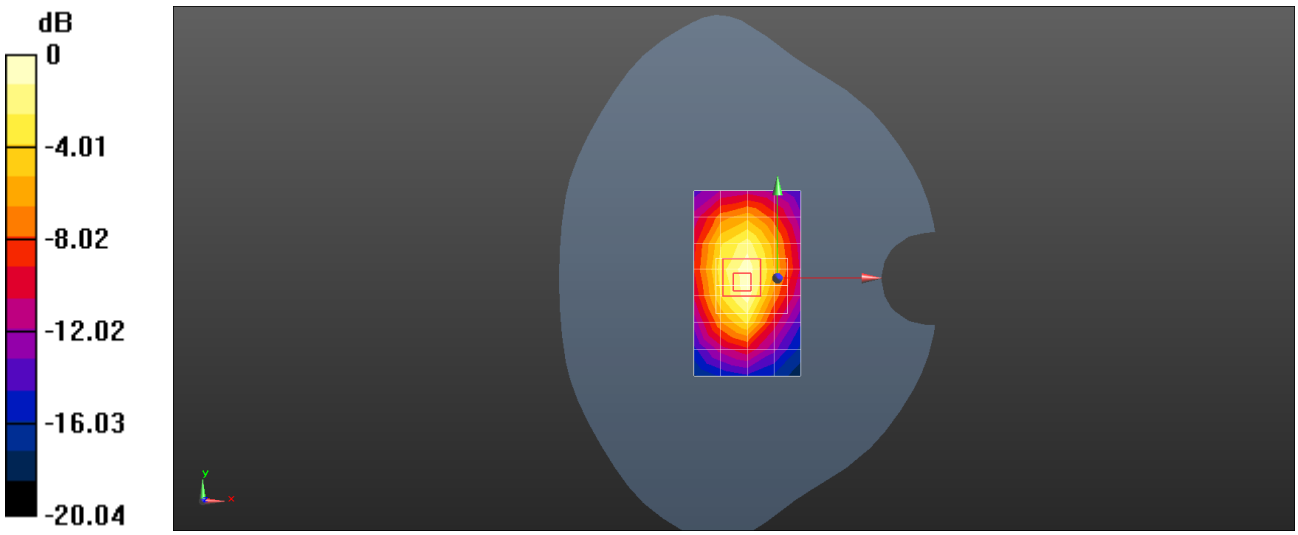

0 dB = 0.721 W/kg = -1.42 dBW/kg

Date: 2019-1-8

Test Laboratory: HUAWEI SAR/HAC Lab

VOG-L04 LTE Band 4 20M QPSK 100%RB 0 Offset 20175CH Bottom Side 0mm-Main Antenna

DUT: VOG-L04; Type: Smart Phone; Serial: SAR2

Communication System: UID 0, LTE-FDD (SC-FDMA, 20MHz, QPSK/16-QAM) (0); Frequency: 1732.5 MHz;Duty Cycle: 1:1
Medium parameters used: f = 1733 MHz; σ = 1.474 S/m; ε_r = 52.22; ρ = 1000 kg/m^3
Phantom section: Flat Section

DASY Configuration:

- Probe: ES3DV3 - SN3168; ConvF(5.02, 5.02, 5.02) @ 1732.5 MHz; Calibrated: 2018-9-27
- Sensor-Surface: 3mm (Mechanical Surface Detection), z = 2.0, 32.0
- Electronics: DAE4 Sn1235; Calibrated: 2018-11-14
- Phantom: SAM4; Type: SAM; Serial: 1620
- DASY52 52.10.1(1476); SEMCAD X 14.6.11(7439)

Configuration/Body/Area Scan (5x8x1): Measurement grid: dx=15mm, dy=15mm
Maximum value of SAR (measured) = 5.38 W/kg

Configuration/Body/Zoom Scan (6x5x7)/Cube 0: Measurement grid: dx=8mm, dy=8mm, dz=5mm
Reference Value = 50.99 V/m; Power Drift = 0.14 dB
Peak SAR (extrapolated) = 8.77 W/kg
SAR(1 g) = 4.31 W/kg; SAR(10 g) = 1.9 W/kg

Maximum value of SAR (measured) = 6.06 W/kg

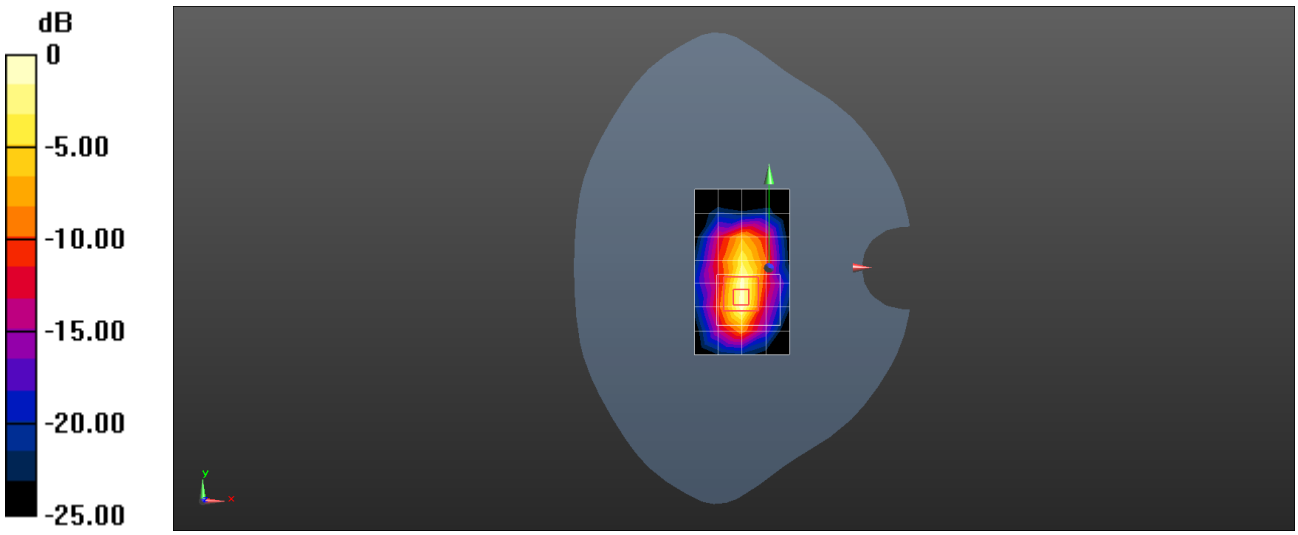

0 dB = 6.06 W/kg = 7.82 dBW/kg

Date: 2019-1-4

Test Laboratory: HUAWEI SAR/HAC Lab

VOG-L04 LTE Band 5 10M QPSK 50%RB 25 Offset 20600CH Left Cheek-Second Antenna

DUT: VOG-L04; Type: Smart Phone; Serial: SAR6

Communication System: UID 0, LTE-FDD (SC-FDMA, 10MHz, QPSK/16-QAM) (0); Frequency: 844 MHz;Duty Cycle: 1:1
Medium parameters used: f = 844 MHz; σ = 0.939 S/m; ε_r = 42.264; ρ = 1000 kg/m^3
Phantom section: Left Section

DASY Configuration:

- Probe: EX3DV4 - SN3736; ConvF(8.86, 8.86, 8.86) @ 844 MHz; Calibrated: 2018-4-27
- Sensor-Surface: 1.4mm (Mechanical Surface Detection), z = 1.0, 31.0
- Electronics: DAE4 Sn851; Calibrated: 2018-7-18
- Phantom: SAM9; Type: SAM; Serial: 1958
- DASY52 52.10.1(1476); SEMCAD X 14.6.11(7439)

Configuration/Head/Area Scan (9x14x1): Measurement grid: dx=15mm, dy=15mm
Maximum value of SAR (measured) = 0.494 W/kg

Configuration/Head/Zoom Scan (6x6x7)/Cube 0: Measurement grid: dx=8mm, dy=8mm, dz=5mm
Reference Value = 13.36 V/m; Power Drift = 0.15 dB
Peak SAR (extrapolated) = 0.804 W/kg
SAR(1 g) = 0.339 W/kg; SAR(10 g) = 0.166 W/kg

Maximum value of SAR (measured) = 0.614 W/kg

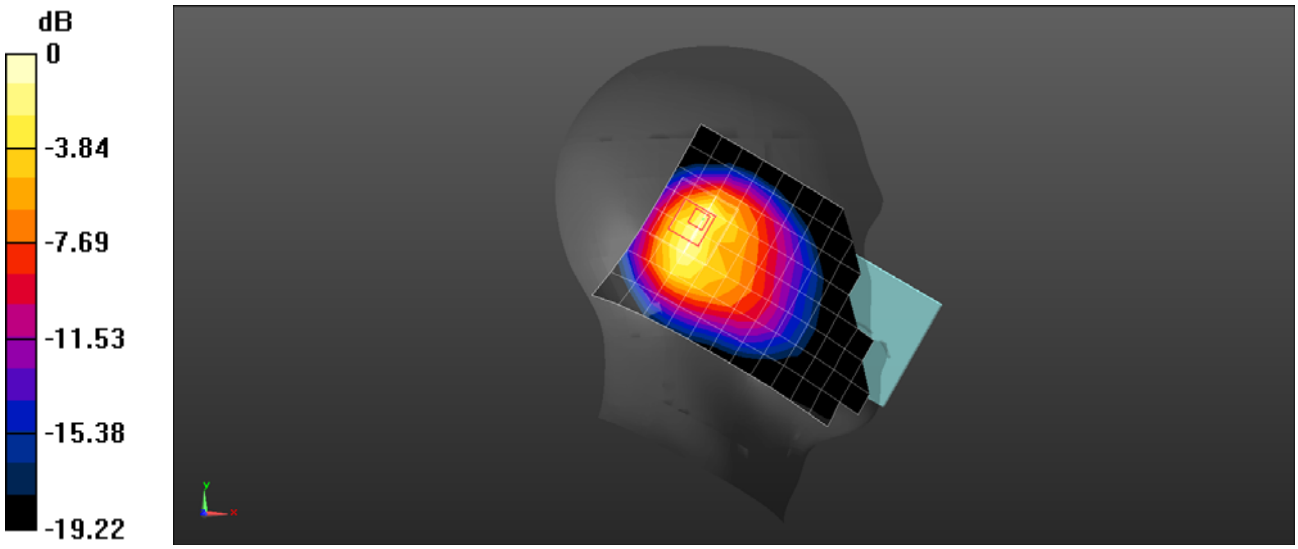

0 dB = 0.614 W/kg = -2.12 dBW/kg

Date: 2019-1-4

Test Laboratory: HUAWEI SAR/HAC Lab

VOG-L04 LTE Band 5 10M QPSK 1RB 0 Offset 20600CH Right Cheek with Battery2-Main Antenna

DUT: VOG-L04; Type: Smart Phone; Serial: SAR6

Communication System: UID 0, LTE-FDD (SC-FDMA, 10MHz, QPSK/16-QAM) (0); Frequency: 844 MHz;Duty Cycle: 1:1
Medium parameters used: f = 844 MHz; σ = 0.939 S/m; ε_r = 42.264; ρ = 1000 kg/m^3
Phantom section: Right Section

DASY Configuration:

- Probe: EX3DV4 - SN3736; ConvF(8.86, 8.86, 8.86) @ 844 MHz; Calibrated: 2018-4-27
- Sensor-Surface: 1.4mm (Mechanical Surface Detection), z = 1.0, 31.0
- Electronics: DAE4 Sn851; Calibrated: 2018-7-18
- Phantom: SAM9; Type: SAM; Serial: 1958
- DASY52 52.10.1(1476); SEMCAD X 14.6.11(7439)

Configuration/Head/Area Scan (9x14x1): Measurement grid: dx=15mm, dy=15mm
Maximum value of SAR (measured) = 0.179 W/kg

Configuration/Head/Zoom Scan (5x5x7)/Cube 0: Measurement grid: dx=8mm, dy=8mm, dz=5mm
Reference Value = 5.811 V/m; Power Drift = 0.10 dB
Peak SAR (extrapolated) = 0.199 W/kg
SAR(1 g) = 0.153 W/kg; SAR(10 g) = 0.118 W/kg
Maximum value of SAR (measured) = 0.181 W/kg

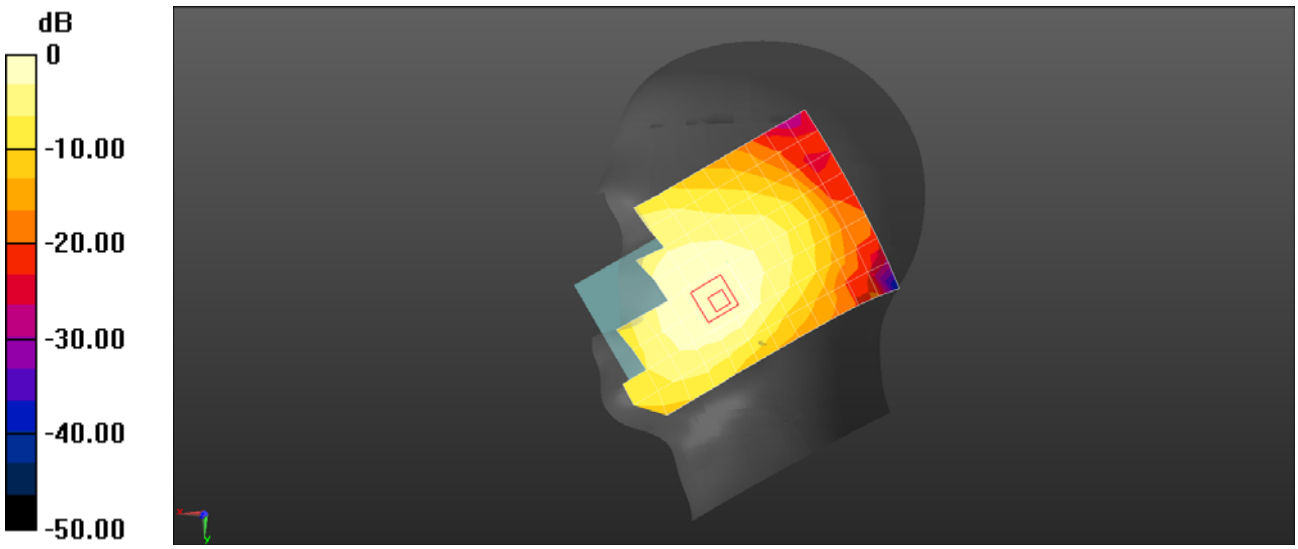

0 dB = 0.179 W/kg = -7.46 dBW/kg

Date: 2019-1-5

Test Laboratory: HUAWEI SAR/HAC Lab

VOG-L04 LTE Band 5 10M QPSK 1RB 49 Offset 20525CH Front Side 15mm-Second Antenna

DUT: VOG-L04; Type: Smart Phone; Serial: SAR3

Communication System: UID 0, LTE-FDD (SC-FDMA, 10MHz, QPSK/16-QAM) (0); Frequency: 836.5 MHz;Duty Cycle: 1:1
Medium parameters used (interpolated): f = 836.5 MHz; σ = 1.015 S/m; ε_r = 53.868; ρ = 1000 kg/m^3
Phantom section: Flat Section

DASY Configuration:

- Probe: EX3DV4 - SN3744; ConvF(9.12, 9.12, 9.12) @ 836.5 MHz; Calibrated: 2018-7-25
- Sensor-Surface: 1.4mm (Mechanical Surface Detection), z = 1.0, 31.0
- Electronics: DAE4 Sn852; Calibrated: 2018-4-23
- Phantom: SAM5; Type: SAM; Serial: 1892
- DASY52 52.10.1(1476); SEMCAD X 14.6.11(7439)

Configuration/Body/Area Scan (9x13x1): Measurement grid: dx=15mm, dy=15mm
Info: Interpolated medium parameters used for SAR evaluation.
Maximum value of SAR (measured) = 0.319 W/kg
Configuration/Body/Zoom Scan (5x5x7)/Cube 0: Measurement grid: dx=8mm, dy=8mm, dz=5mm
Reference Value = 10.79 V/m; Power Drift = -0.03 dB
Peak SAR (extrapolated) = 0.394 W/kg
SAR(1 g) = 0.261 W/kg; SAR(10 g) = 0.171 W/kg
Info: Interpolated medium parameters used for SAR evaluation.
Maximum value of SAR (measured) = 0.342 W/kg
Configuration/Body/Zoom Scan (5x5x7)/Cube 1: Measurement grid: dx=8mm, dy=8mm, dz=5mm
Reference Value = 10.79 V/m; Power Drift = -0.03 dB
Peak SAR (extrapolated) = 0.372 W/kg
SAR(1 g) = 0.212 W/kg; SAR(10 g) = 0.121 W/kg
Info: Interpolated medium parameters used for SAR evaluation.
Maximum value of SAR (measured) = 0.300 W/kg

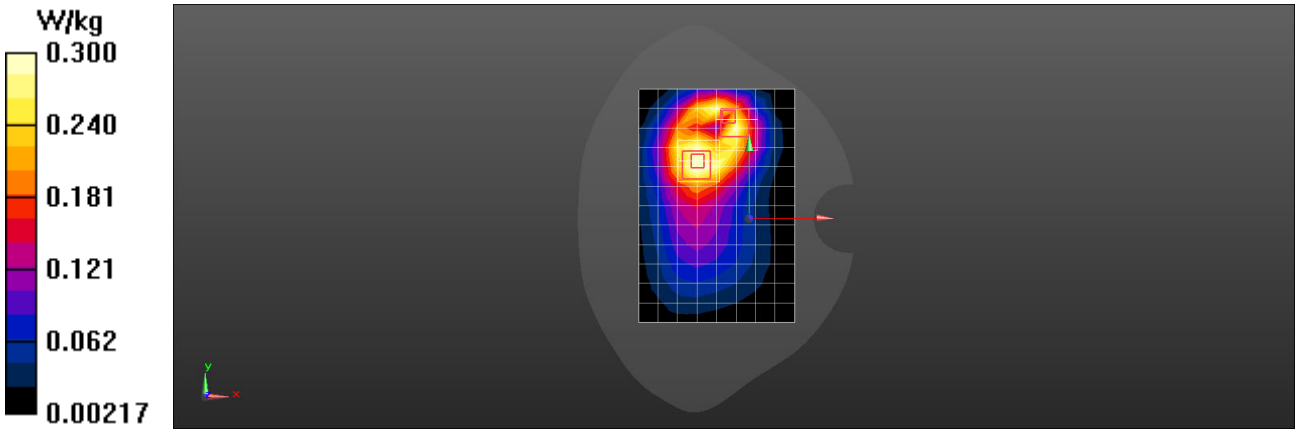

Date: 2019-1-4

Test Laboratory: HUAWEI SAR/HAC Lab

VOG-L04 LTE Band 5 10M QPSK 1RB 0 Offset 20600CH Back Side 15mm with Battery2-Main Antenna

DUT: VOG-L04; Type: Smart Phone; Serial: SAR3

Communication System: UID 0, LTE-FDD (SC-FDMA, 10MHz, QPSK/16-QAM) (0); Frequency: 844 MHz;Duty Cycle: 1:1
Medium parameters used: f = 844 MHz; σ = 1.018 S/m; ε_r = 53.839; ρ = 1000 kg/m^3
Phantom section: Flat Section

DASY Configuration:

- Probe: EX3DV4 - SN3744; ConvF(9.12, 9.12, 9.12) @ 844 MHz; Calibrated: 2018-7-25
- Sensor-Surface: 1.4mm (Mechanical Surface Detection), z = 1.0, 31.0
- Electronics: DAE4 Sn852; Calibrated: 2018-4-23
- Phantom: SAM5; Type: SAM; Serial: 1892
- DASY52 52.10.1(1476); SEMCAD X 14.6.11(7439)

Configuration/Body/Area Scan (9x13x1): Measurement grid: dx=15mm, dy=15mm
Maximum value of SAR (measured) = 0.359 W/kg

Configuration/Body/Zoom Scan (6x5x7)/Cube 0: Measurement grid: dx=8mm, dy=8mm, dz=5mm
Reference Value = 13.72 V/m; Power Drift = 0.05 dB
Peak SAR (extrapolated) = 0.417 W/kg
SAR(1 g) = 0.292 W/kg; SAR(10 g) = 0.205 W/kg
Maximum value of SAR (measured) = 0.371 W/kg

Configuration/Body/Zoom Scan (6x5x7)/Cube 1: Measurement grid: dx=8mm, dy=8mm, dz=5mm
Reference Value = 13.72 V/m; Power Drift = 0.05 dB
Peak SAR (extrapolated) = 0.406 W/kg
SAR(1 g) = 0.246 W/kg; SAR(10 g) = 0.139 W/kg

Maximum value of SAR (measured) = 0.354 W/kg

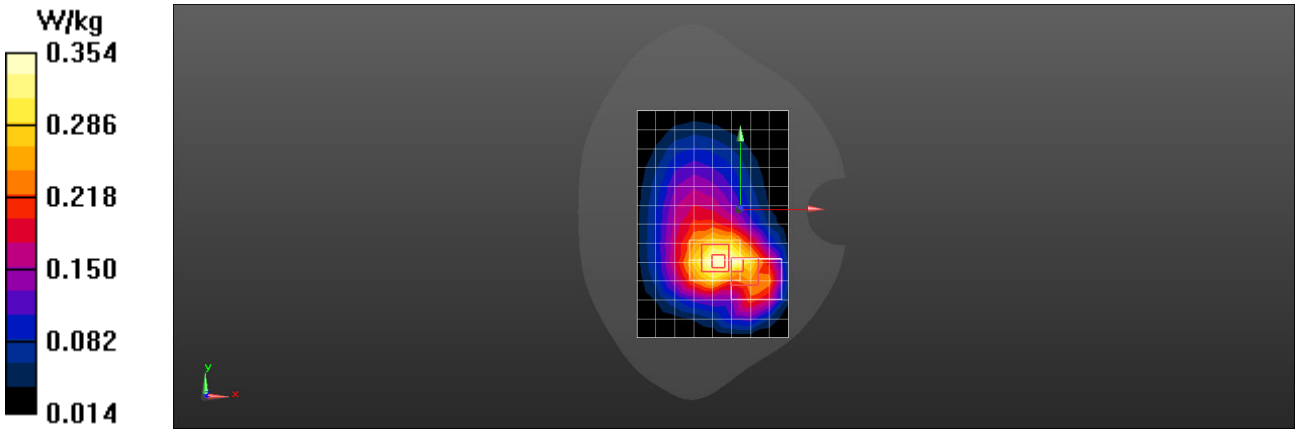

Date: 2019-1-5

Test Laboratory: HUAWEI SAR/HAC Lab

VOG-L04 LTE Band 5 10M QPSK 1RB 49 Offset 20600CH Front Side 10mm with Battery2-Second Antenna

DUT: VOG-L04; Type: Smart Phone; Serial: SAR3

Communication System: UID 0, LTE-FDD (SC-FDMA, 10MHz, QPSK/16-QAM) (0); Frequency: 844 MHz;Duty Cycle: 1:1
Medium parameters used: f = 844 MHz; σ = 1.018 S/m; ε_r = 53.839; ρ = 1000 kg/m^3
Phantom section: Flat Section

DASY Configuration:

- Probe: EX3DV4 - SN3744; ConvF(9.12, 9.12, 9.12) @ 844 MHz; Calibrated: 2018-7-25
- Sensor-Surface: 1.4mm (Mechanical Surface Detection), z = 1.0, 31.0
- Electronics: DAE4 Sn852; Calibrated: 2018-4-23
- Phantom: SAM5; Type: SAM; Serial: 1892
- DASY52 52.10.1(1476); SEMCAD X 14.6.11(7439)

Configuration/Body/Area Scan (9x13x1): Measurement grid: dx=15mm, dy=15mm
Maximum value of SAR (measured) = 0.831 W/kg

Configuration/Body/Zoom Scan (6x6x7)/Cube 0: Measurement grid: dx=8mm, dy=8mm, dz=5mm
Reference Value = 11.06 V/m; Power Drift = -0.12 dB
Peak SAR (extrapolated) = 1.11 W/kg
SAR(1 g) = 0.572 W/kg; SAR(10 g) = 0.307 W/kg

Maximum value of SAR (measured) = 0.890 W/kg

Configuration/Body/Zoom Scan (6x6x7)/Cube 1: Measurement grid: dx=8mm, dy=8mm, dz=5mm
Reference Value = 11.06 V/m; Power Drift = -0.12 dB
Peak SAR (extrapolated) = 0.998 W/kg
SAR(1 g) = 0.482 W/kg; SAR(10 g) = 0.300 W/kg
Maximum value of SAR (measured) = 0.766 W/kg

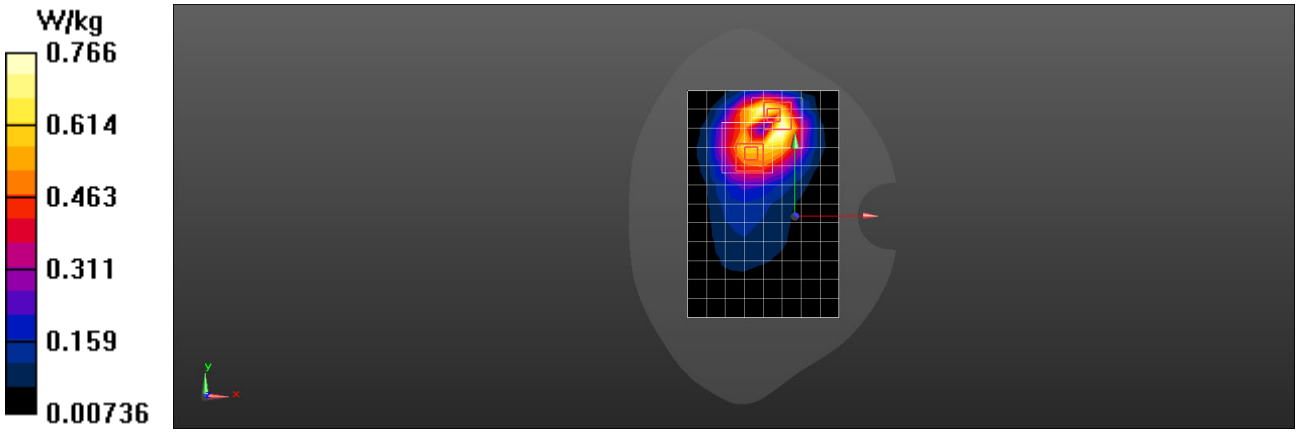

Date: 2019-1-14

Test Laboratory: HUAWEI SAR/HAC Lab

VOG-L29 LTE Band 5 10M QPSK 1RB 0 Offset 20600CH Back Side 10mm with SIM2-Main Antenna

DUT: VOG-L29; Type: Smart Phone; Serial: SAR3

Communication System: UID 0, LTE-FDD (SC-FDMA, 10MHz, QPSK/16-QAM) (0); Frequency: 844 MHz;Duty Cycle: 1:1
Medium parameters used: f = 844 MHz; σ = 0.964 S/m; ε_r = 56.323; ρ = 1000 kg/m^3
Phantom section: Flat Section

DASY Configuration:

- Probe: EX3DV4 - SN3744; ConvF(9.12, 9.12, 9.12) @ 844 MHz; Calibrated: 2018-7-25
- Sensor-Surface: 1.4mm (Mechanical Surface Detection), z = 1.0, 31.0
- Electronics: DAE4 Sn852; Calibrated: 2018-4-23
- Phantom: SAM5; Type: SAM; Serial: 1892
- DASY52 52.10.1(1476); SEMCAD X 14.6.11(7439)

Configuration/Body/Area Scan (9x13x1): Measurement grid: dx=15mm, dy=15mm
Maximum value of SAR (measured) = 0.607 W/kg

Configuration/Body/Zoom Scan (9x8x7)/Cube 0: Measurement grid: dx=8mm, dy=8mm, dz=5mm
Reference Value = 14.30 V/m; Power Drift = -0.02 dB
Peak SAR (extrapolated) = 0.740 W/kg
SAR(1 g) = 0.454 W/kg; SAR(10 g) = 0.310 W/kg
Maximum value of SAR (measured) = 0.622 W/kg

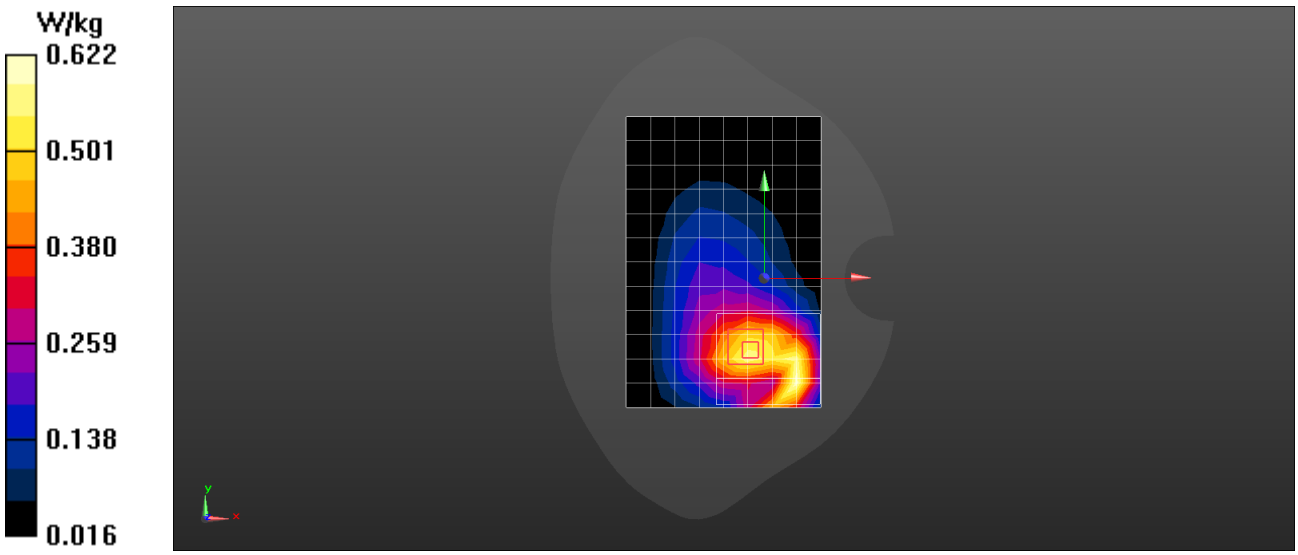

Date: 2019-1-18

Test Laboratory: HUAWEI SAR/HAC Lab

VOG-L29 LTE Band 7 20M QPSK 1RB 50 Offset 20850CH Right Tilt-Second Antenna

DUT: VOG-L29; Type: Smart Phone; Serial: SAR5

Communication System: UID 0, LTE-FDD (SC-FDMA, 20MHz, QPSK/16-QAM) (0); Frequency: 2510 MHz;Duty Cycle: 1:1
Medium parameters used: f = 2510 MHz; σ = 1.891 S/m; ε_r = 38.399; ρ = 1000 kg/m^3
Phantom section: Right Section

DASY Configuration:

- Probe: EX3DV4 - SN3743; ConvF(6.96, 6.96, 6.96) @ 2510 MHz; Calibrated: 2018-11-19
- Sensor-Surface: 1.4mm (Mechanical Surface Detection), z = 1.0, 31.0
- Electronics: DAE4 Sn1554; Calibrated: 2018-6-5
- Phantom: SAM8; Type: SAM; Serial: 1940
- DASY52 52.10.1(1476); SEMCAD X 14.6.11(7439)

Configuration/Head/Area Scan (9x14x1): Measurement grid: dx=12mm, dy=12mm
Maximum value of SAR (measured) = 0.639 W/kg

Configuration/Head/Zoom Scan (7x7x7)/Cube 0: Measurement grid: dx=5mm, dy=5mm, dz=5mm
Reference Value = 14.20 V/m; Power Drift = -0.09 dB
Peak SAR (extrapolated) = 0.998 W/kg
SAR(1 g) = 0.424 W/kg; SAR(10 g) = 0.186 W/kg

Maximum value of SAR (measured) = 0.741 W/kg

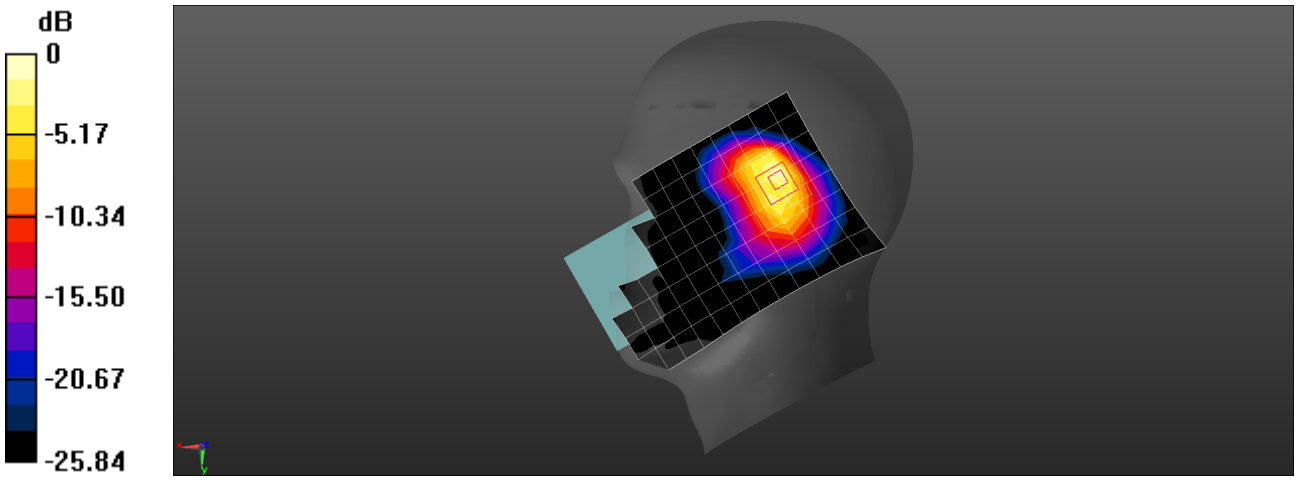

0 dB = 0.741 W/kg = -1.30 dBW/kg

Date: 2019-1-18

Test Laboratory: HUAWEI SAR/HAC Lab

VOG-L29 LTE Band 7 20M QPSK 1RB 99 Offset 20850CH Right Cheek-Main Antenna

DUT: VOG-L29; Type: Smart Phone; Serial: SAR5

Communication System: UID 0, LTE-FDD (SC-FDMA, 20MHz, QPSK/16-QAM) (0); Frequency: 2510 MHz;Duty Cycle: 1:1
Medium parameters used: f = 2510 MHz; σ = 1.891 S/m; ε_r = 38.399; ρ = 1000 kg/m^3
Phantom section: Right Section

DASY Configuration:

- Probe: EX3DV4 - SN3743; ConvF(6.96, 6.96, 6.96) @ 2510 MHz; Calibrated: 2018-11-19
- Sensor-Surface: 1.4mm (Mechanical Surface Detection), z = 1.0, 31.0
- Electronics: DAE4 Sn1554; Calibrated: 2018-6-5
- Phantom: SAM8; Type: SAM; Serial: 1940
- DASY52 52.10.1(1476); SEMCAD X 14.6.11(7439)

Configuration/Head/Area Scan (9x14x1): Measurement grid: dx=12mm, dy=12mm
Maximum value of SAR (measured) = 0.257 W/kg

Configuration/Head/Zoom Scan (7x7x7)/Cube 0: Measurement grid: dx=5mm, dy=5mm, dz=5mm
Reference Value = 12.72 V/m; Power Drift = 0.06 dB
Peak SAR (extrapolated) = 0.338 W/kg
SAR(1 g) = 0.195 W/kg; SAR(10 g) = 0.105 W/kg
Maximum value of SAR (measured) = 0.278 W/kg

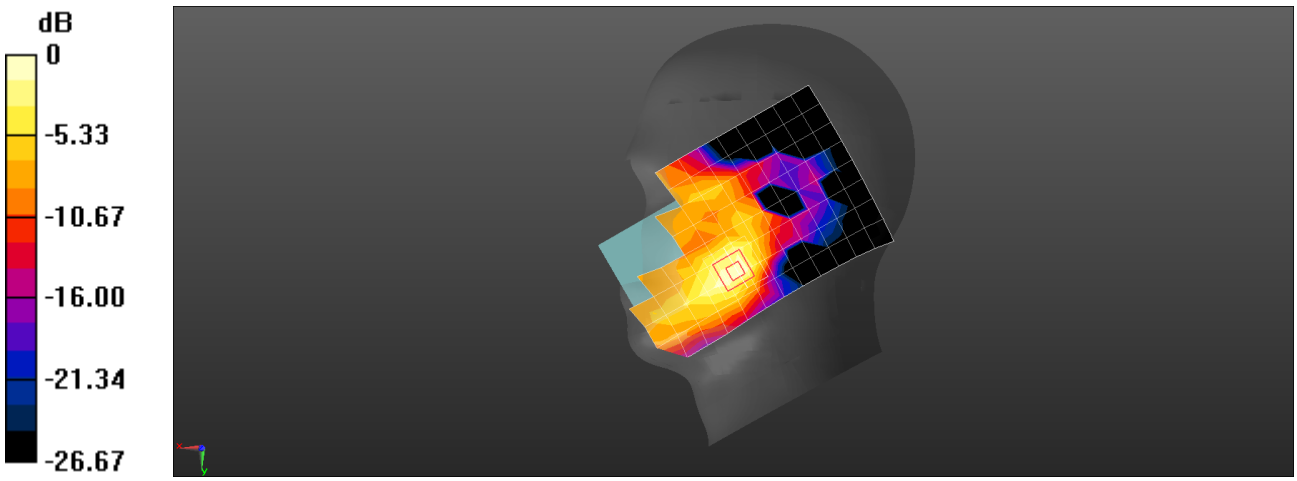

0 dB = 0.278 W/kg = -5.56 dBW/kg

Date: 2019-01-16

Test Laboratory: HUAWEI SAR/HAC Lab

VOG-L29 LTE Band 7 20M QPSK 50%RB 0 Offset 20850CH Back Side 15mm with SIM2-Second Antenna

DUT: VOG-L29; Type: Smart Phone; Serial: SAR1

Communication System: UID 0, LTE-FDD (SC-FDMA, 20MHz, QPSK/16-QAM) (0); Frequency: 2510 MHz;Duty Cycle: 1:1
Medium parameters used: f = 2510 MHz; σ = 2.05 S/m; ε_r = 52.75; ρ = 1000 kg/m^3
Phantom section: Flat Section

DASY Configuration:

- Probe: EX3DV4 - SN7505; ConvF(7.23, 7.23, 7.23) @ 2510 MHz; Calibrated: 2018-06-12
- Sensor-Surface: 1.4mm (Mechanical Surface Detection), z = 1.0, 31.0
- Electronics: DAE4 Sn1492; Calibrated: 2018-11-14
- Phantom: SAM2; Type: SAM; Serial: 1474
- DASY52 52.10.1(1476); SEMCAD X 14.6.11(7439)

Configuration/Body/Area Scan (11x18x1): Measurement grid: dx=12mm, dy=12mm
Maximum value of SAR (measured) = 0.301 W/kg

Configuration/Body/Zoom Scan (7x7x7)/Cube 0: Measurement grid: dx=5mm, dy=5mm, dz=5mm
Reference Value = 2.796 V/m; Power Drift = 0.15 dB
Peak SAR (extrapolated) = 0.306 W/kg
SAR(1 g) = 0.214 W/kg; SAR(10 g) = 0.122 W/kg
Maximum value of SAR (measured) = 0.284 W/kg

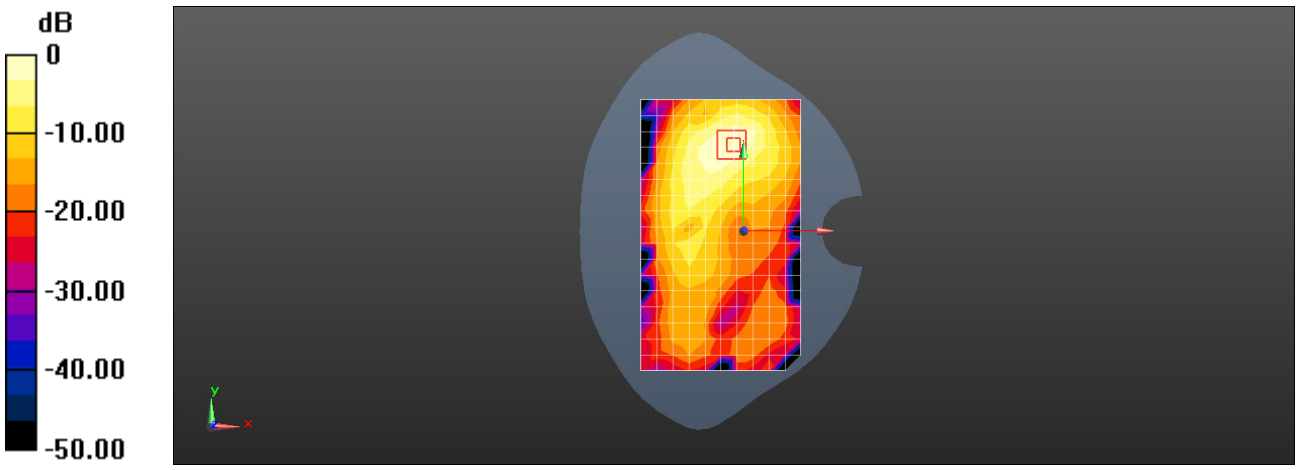

0 dB = 0.301 W/kg = -5.21 dBW/kg

Date: 2019-1-17

Test Laboratory: HUAWEI SAR/HAC Lab

VOG-L29 CA_7C P_1@99 21100CH S_1@0 20298CH Back Side 15mm with Battery2-Main Antenna

DUT: VOG-L29; Type: Smart Phone; Serial: SAR1

Communication System: UID 0, LTE-FDD (SC-FDMA, 20MHz, QPSK/16-QAM) (0); Frequency: 2535 MHz;Duty Cycle: 1:1
Medium parameters used: f = 2535 MHz; σ = 2.074 S/m; ε_r = 52.681; ρ = 1000 kg/m^3
Phantom section: Flat Section

DASY Configuration:

- Probe: EX3DV4 - SN7505; ConvF(7.23, 7.23, 7.23) @ 2535 MHz; Calibrated: 2018-6-12
- Sensor-Surface: 1.4mm (Mechanical Surface Detection), z = 1.0, 31.0
- Electronics: DAE4 Sn1492; Calibrated: 2018-11-14
- Phantom: SAM2; Type: SAM; Serial: 1474
- DASY52 52.10.1(1476); SEMCAD X 14.6.11(7439)

Configuration/Body/Area Scan (11x18x1): Measurement grid: dx=12mm, dy=12mm
Maximum value of SAR (measured) = 0.474 W/kg

Configuration/Body/Zoom Scan (8x7x7)/Cube 0: Measurement grid: dx=5mm, dy=5mm, dz=5mm
Reference Value = 3.447 V/m; Power Drift = 0.18 dB
Peak SAR (extrapolated) = 0.813 W/kg
SAR(1 g) = 0.393 W/kg; SAR(10 g) = 0.226 W/kg
Maximum value of SAR (measured) = 0.471 W/kg

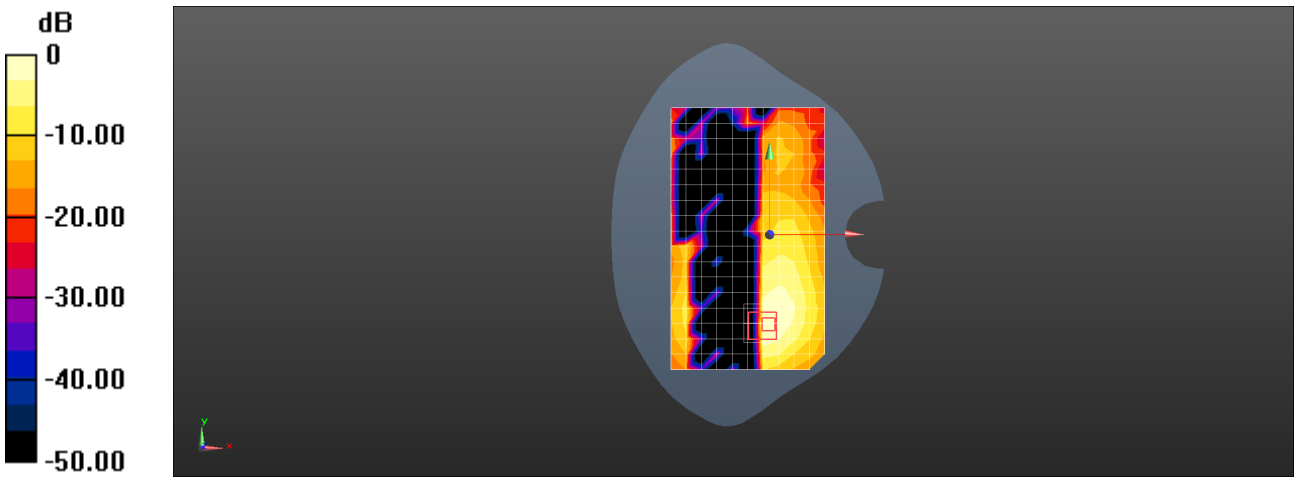

0 dB = 0.471 W/kg = -3.27 dBW/kg

Date: 2019-1-16

Test Laboratory: HUAWEI SAR/HAC Lab

VOG-L29 CA_7C P_1@0 21100CH S_1@99 20902CH Back Side 10mm-Second Antenna

DUT: VOG-L29; Type: Smart Phone; Serial: SAR1

Communication System: UID 0, LTE-FDD (SC-FDMA, 20MHz, QPSK/16-QAM) (0); Frequency: 2535 MHz;Duty Cycle: 1:1
Medium parameters used: f = 2535 MHz; σ = 2.074 S/m; ε_r = 52.681; ρ = 1000 kg/m^3
Phantom section: Flat Section

DASY Configuration:

- Probe: EX3DV4 - SN7505; ConvF(7.23, 7.23, 7.23) @ 2535 MHz; Calibrated: 2018-6-12
- Sensor-Surface: 1.4mm (Mechanical Surface Detection), z = 1.0, 31.0
- Electronics: DAE4 Sn1492; Calibrated: 2018-11-14
- Phantom: SAM2; Type: SAM; Serial: 1474
- DASY52 52.10.1(1476); SEMCAD X 14.6.11(7439)

Configuration/Body/Area Scan (11x18x1): Measurement grid: dx=12mm, dy=12mm
Maximum value of SAR (measured) = 0.294 W/kg

Configuration/Body/Zoom Scan (7x7x7)/Cube 0: Measurement grid: dx=5mm, dy=5mm, dz=5mm
Reference Value = 1.570 V/m; Power Drift = 0.18 dB
Peak SAR (extrapolated) = 0.713 W/kg
SAR(1 g) = 0.306 W/kg; SAR(10 g) = 0.124 W/kg
Maximum value of SAR (measured) = 0.361 W/kg

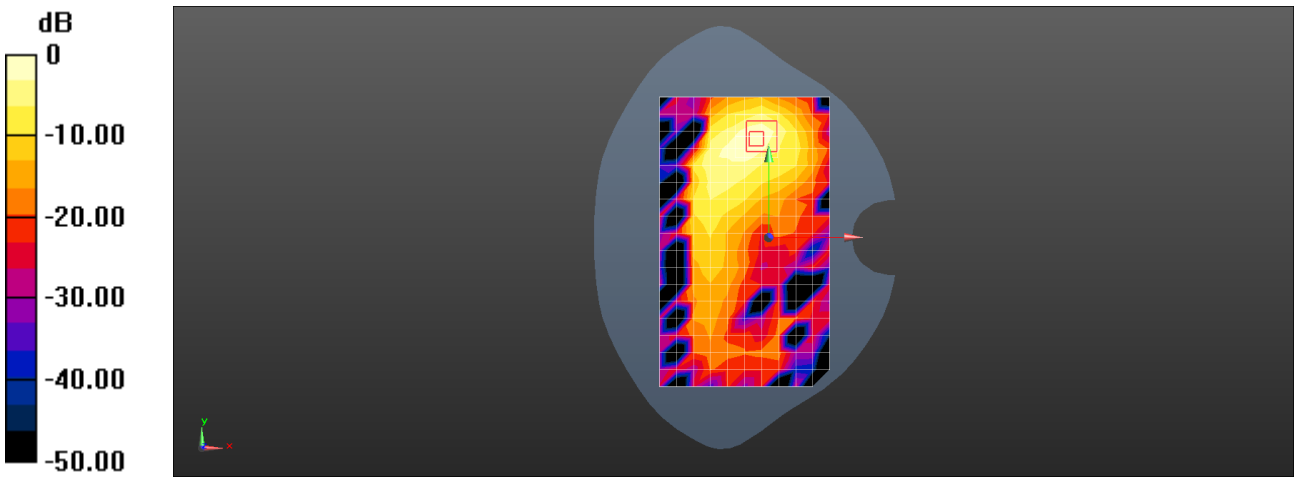

0 dB = 0.361 W/kg = -4.42 dBW/kg

Date: 2019-1-17

Test Laboratory: HUAWEI SAR/HAC Lab

VOG-L29 LTE Band 7 20M QPSK 1RB 99 Offset 21350CH Bottom Side 10mm with Battery2-Main Antenna

DUT: VOG-L29; Type: Smart Phone; Serial: SAR1

Communication System: UID 0, LTE-FDD (SC-FDMA, 20MHz, QPSK/16-QAM) (0); Frequency: 2560 MHz;Duty Cycle: 1:1
Medium parameters used: f = 2560 MHz; σ = 2.097 S/m; ε_r = 52.689; ρ = 1000 kg/m^3
Phantom section: Flat Section

DASY Configuration:

- Probe: EX3DV4 - SN7505; ConvF(7.23, 7.23, 7.23) @ 2560 MHz; Calibrated: 2018-6-12
- Sensor-Surface: 1.4mm (Mechanical Surface Detection), z = 1.0, 31.0
- Electronics: DAE4 Sn1492; Calibrated: 2018-11-14
- Phantom: SAM2; Type: SAM; Serial: 1474
- DASY52 52.10.1(1476); SEMCAD X 14.6.11(7439)

Configuration/Body/Area Scan (7x13x1): Measurement grid: dx=12mm, dy=12mm
Maximum value of SAR (measured) = 0.804 W/kg

Configuration/Body/Zoom Scan (7x7x7)/Cube 0: Measurement grid: dx=5mm, dy=5mm, dz=5mm
Reference Value = 21.03 V/m; Power Drift = -0.07 dB
Peak SAR (extrapolated) = 1.06 W/kg
SAR(1 g) = 0.606 W/kg; SAR(10 g) = 0.314 W/kg
Maximum value of SAR (measured) = 0.908 W/kg

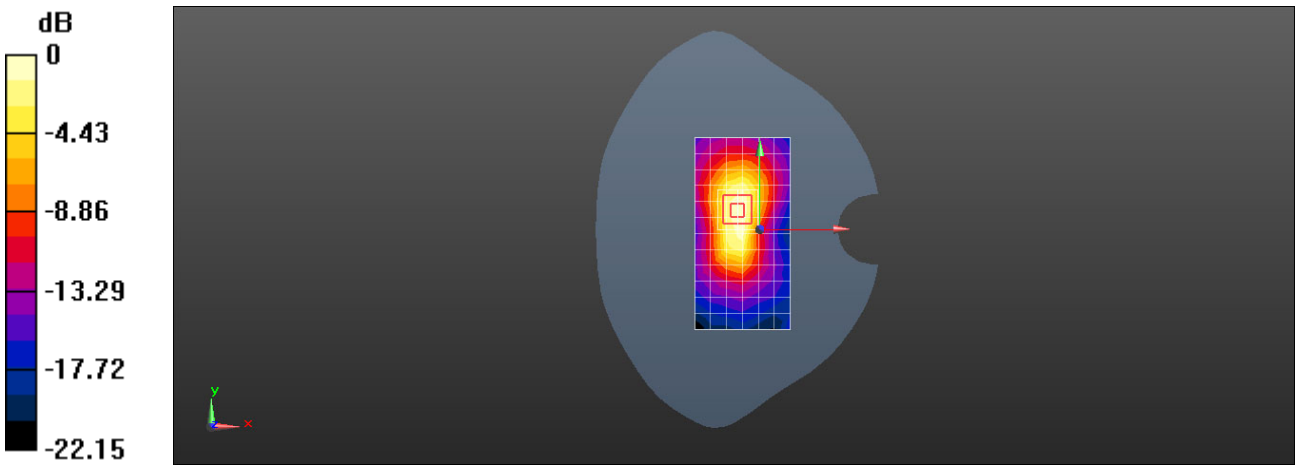

0 dB = 0.804 W/kg = -0.95 dBW/kg

Date: 2019-1-18

Test Laboratory: HUAWEI SAR/HAC Lab

VOG-L29 LTE Band 7 20M QPSK 50%RB 0 Offset 20850CH Bottom Side 0mm-Main Antenna

DUT: VOG-L29; Type: Smart Phone; Serial: SAR1

Communication System: UID 0, LTE-FDD (SC-FDMA, 20MHz, QPSK/16-QAM) (0); Frequency: 2510 MHz;Duty Cycle: 1:1
Medium parameters used: f = 2510 MHz; σ = 2.05 S/m; ε_r = 52.75; ρ = 1000 kg/m^3
Phantom section: Flat Section

DASY Configuration:

- Probe: EX3DV4 - SN7505; ConvF(7.23, 7.23, 7.23) @ 2510 MHz; Calibrated: 2018-6-12
- Sensor-Surface: 1.4mm (Mechanical Surface Detection), z = 1.0, 31.0
- Electronics: DAE4 Sn1492; Calibrated: 2018-11-14
- Phantom: SAM2; Type: SAM; Serial: 1474
- DASY52 52.10.1(1476); SEMCAD X 14.6.11(7439)

Configuration/Body/Area Scan (7x11x1): Measurement grid: dx=12mm, dy=12mm
Maximum value of SAR (measured) = 3.46 W/kg

Configuration/Body/Zoom Scan (7x7x7)/Cube 0: Measurement grid: dx=5mm, dy=5mm, dz=5mm
Reference Value = 41.33 V/m; Power Drift = 0.01 dB
Peak SAR (extrapolated) = 9.63 W/kg
SAR(1 g) = 4.13 W/kg; SAR(10 g) = 1.43 W/kg
Maximum value of SAR (measured) = 7.82 W/kg

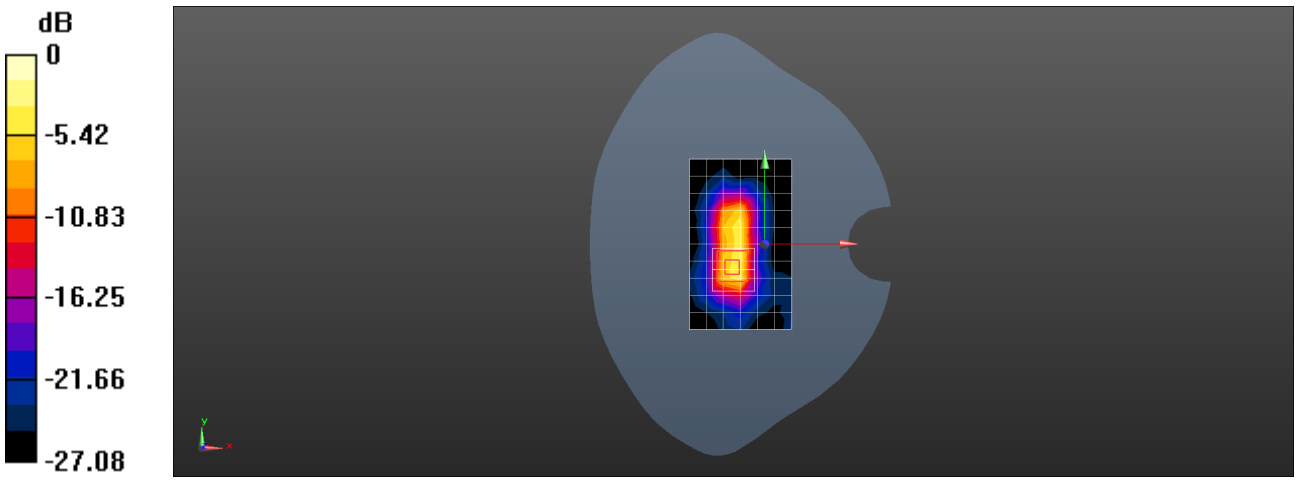

0 dB = 7.82 W/kg = 8.93 dBW/kg