FCC Test Report

FCC ID: QISWAS-LX1

Project No.	:	1612C305
Equipment	:	Smart Phone
Model Name	:	WAS-LX1
Applicant	:	Huawei Technologies Co.,Ltd.
Address	:	Administration Building, Headquarters of Huawei Technologies Co., Ltd., Bantian, Longgang District Shenzhen China

Date of Receipt	:	Dec. 30, 2016
Date of Test	:	Dec. 30, 2016 ~ Jan. 12, 2017
Issued Date	:	Jan. 13, 2017
Tested by	:	BTL Inc.

Testing Engineer : _____ (Kevin Li)

Technical Manager : _____ (Bill Zhang)

Authorized Signatory : _____ (Steven Lu)

BTL INC.

No.3, Jinshagang 1st Road, Shixia, Dalang Town, Dongguan, Guangdong, China.

TEL: +86-769-8318-3000 FAX: +86-769-8319-6000

Testing Laboratory 2640

Declaration

BTL represents to the client that testing is done in accordance with standard procedures as applicable and that test instruments used has been calibrated with standards traceable to international standard(s) and/or national standard(s).

BTL's reports apply only to the specific samples tested under conditions. It is manufacture's responsibility to ensure that additional production units of this model are manufactured with the identical electrical and mechanical components. **BTL** shall have no liability for any declarations, inferences or generalizations drawn by the client or others from **BTL** issued reports.

BTL's report must not be used by the client to claim product certification, approval, or endorsement by NVLAP, NIST, or any agency of the Federal Government.

This report is the confidential property of the client. As a mutual protection to the clients, the public and **BTL-self**, extracts from the test report shall not be reproduced except in full with **BTL**'s authorized written approval.

BTL's laboratory quality assurance procedures are in compliance with the **ISO Guide 17025** requirements, and accredited by the conformity assessment authorities listed in this test report.

Limitation

For the use of the authority's logo is limited unless the Test Standard(s)/Scope(s)/Item(s) mentioned in this test report is (are) included in the conformity assessment authorities acceptance respective.

Table of Contents Page

REPORT ISSUED HISTORY 4

1 . CERIFICATION 5

2 . SUMMARY OF TEST RESULTS 6

2.1 TEST FACILITY 7

2.2 MEASUREMENT UNCERTAINTY 7

3 . GENERAL INFORMATION 8

3.1 GENERAL DESCRIPTION OF EUT 8

3.2 DESCRIPTION OF TEST MODES 9

3.3 EUT OPERATING CONDITIONS 11

3.4 BLOCK DIAGRAM SHOWING THE CONFIGURATION OF SYSTEM TESTED 11

3.5 DESCRIPTION OF SUPPORT UNITS 13

4 . EMC EMISSION TEST 14

4.1 CONDUCTED EMISSION MEASUREMENT 14

4.1.1 POWER LINE CONDUCTED EMISSION 14

4.1.2 MEASUREMENT INSTRUMENTS LIST 14

4.1.3 TEST PROCEDURE 15

4.1.4 DEVIATION FROM TEST STANDARD 15

4.1.5 TEST SETUP 15

4.1.6 TEST RESULTS 16

4.2 RADIATED EMISSION MEASUREMENT 39

4.2.1 LIMITS OF RADIATED EMISSION MEASUREMENT 39

4.2.2 MEASUREMENT INSTRUMENTS LIST 40

4.2.3 TEST PROCEDURE 41

4.2.4 DEVIATION FROM TEST STANDARD 41

4.2.5 TEST SETUP 42

4.2.6 TEST RESULTS-BELOW 1GHZ 42

4.2.7 TEST RESULTS-ABOVE 1GHZ 65

REPORT ISSUED HISTORY

Issued No.	Description	Issued Date
BTL-FCCE-1-1612C305	Original Issue.	Jan. 13, 2017

1. CERIFICATION

Equipment	:	Smart Phone
Brand Name	:	HUAWEI
Model Name	:	WAS-LX1
Applicant	:	Huawei Technologies Co.,Ltd.
Manufacturer	:	Huawei Technologies Co.,Ltd.
Address	:	Administration Building, Headquarters of Huawei Technologies Co., Ltd., Bantian, Longgang District Shenzhen China
Factory	:	Huawei Technologies Co.,Ltd.
Address	:	Administration Building, Headquarters of Huawei Technologies Co., Ltd., Bantian, Longgang District Shenzhen China
Date of Test	:	Dec. 30, 2016 ~ Jan. 12, 2017
Test Sample	:	Engineering Sample
Standard(s)	:	FCC Part 15, Subpart B ANSI C63.4-2014

The above equipment has been tested and found compliance with the requirement of the relative standards by BTL Inc.
The test data, data evaluation, and equipment configuration contained in our test report (Ref No. BTL-FCCE-1-1612C305) were obtained utilizing the test procedures, test instruments, test sites that has been accredited by the Authority of TAF according to the ISO-17025 quality assessment standard and technical standard(s).

2. SUMMARY OF TEST RESULTS

Test procedures according to the technical standard(s):

EMC Emission				
Standard(s)	Test Item	Limit	Judgment	Remark
FCC Part15, Subpart B ANSI C63.4-2014	Conducted Emission	Class B	PASS	
	Radiated emission Below 1 GHz	Class B	PASS	
	Radiated emission Above 1 GHz	Class B	PASS	NOTE(2)

NOTE:

(1) ” N/A” denotes test is not applicable to this device.

(2) The EUT’s max operating frequency exceeds 108 MHz, so the test will be performed.

2.1 TEST FACILITY

The test facilities used to collect the test data in this report at the location of No.3, Jinshagang 1st Road, Shixia, Dalang Town, Dongguan, Guangdong, China.

2.2 MEASUREMENT UNCERTAINTY

Where relevant, the following measurement uncertainty levels have been estimated for tests performed on the EUT as specified in CISPR 16-4-2. The BTL measurement uncertainty is less than the CISPR 16-4-2 U_{cispr} requirement.

The reported uncertainty of measurement **y** ± **U**, where expanded uncertainty **U** is based on a standard uncertainty multiplied by a coverage factor of **k=2**, providing a level of confidence of approximately **95**%.

A. Conducted Measurement :

Test Site	Method	Measurement Frequency Range	U, (dB)
DG-C02	CISPR	150 kHz ~ 30MHz	2.32

B. Radiated Measurement :

Test Site	Method	Measurement Frequency Range	Ant. H / V	U, (dB)
DG-CB03 (3m)	CISPR	9KHz ~ 30MHz	V	3.79
		9KHz ~ 30MHz	H	3.57
		30MHz ~ 200MHz	V	3.82
		30MHz ~ 200MHz	H	3.78
		200MHz ~ 1,000MHz	V	4.10
		200MHz ~ 1,000MHz	H	4.06

Test Site	Method	Measurement Frequency Range	Ant. H / V	U, (dB)
DG-CB03 (3m)	CISPR	1GHz ~ 18GHz	V	3.12
		1GHz ~ 18GHz	H	3.68
		1GHz ~ 18GHz	V	3.12
		1GHz ~ 18GHz	H	3.68

Note: Unless specifically mentioned, the uncertainty of measurement has not been taken into account to declare the compliance or non-compliance to the specification.

3. GENERAL INFORMATION

3.1 GENERAL DESCRIPTION OF EUT

Equipment	Smart Phone
Brand Name	HUAWEI
Model Name	WAS-LX1
Model Difference	N/A
Frequency	GSM850/1900 WCDMA B2/5 LTE B7
Power Source	#1 DC Voltage supplied from AC/DC adapter. #2 Battery Supplied.
Power Rating	#1:AC 100–240V 50/60Hz DC 9V/5V 2A #2:DC 3.82V 2900mAh
HW Version	HL2WASM
SW Version	WAS-LX1C900B083

Note:

1. For a more detailed features description, please refer to the manufacturer's specifications or the user's manual.
2.

Item	Mfr/Brand	Model.
Battery	DESAY CORPORATION	HB366481ECW
	Sunwoda Electronic Co., LTD	
USB Cable	FOXCONN INTERCONNECT TECHNOLOGY LIMITED	CUBB01M-HC304-DH
	Shenzhen Luxshare Precision Industry Co.,Ltd.	L99U2017-CS-H
	SHEN ZHEN PANG NGAI INDUSTRIAL CO., LTD.	H09-000577
	CONNREX (SHEN ZHEN) INDUSTRIAL.,LTD.	CD-U0405-1143
Earphone	Jiangxi Lianchuang Hongsheng Electronic Co.,LTD	MEMD1632B580C00
	BOLUO COUNTY QUANCHENG ELECTRONIC CO.,LTD	1311-3291-3.5mm-229
	MERRY ELECTRONICS CO., LTD.	EMC309-001
	GoerTek Inc	NA12
Adapter	HUIZHOU BYD ELECTRONIC CO., LTD.	HW-059200UHQ
	Salcomp (Shenzhen)Co.,Ltd	

3.2 DESCRIPTION OF TEST MODES

To investigate the maximum EMI emission characteristics generated from EUT, the test system was pre-scanning tested base on the consideration of following EUT operation mode or test configuration mode which possible have effect on EMI emission level. Each of these EUT operation mode(s) or test configuration mode(s) mentioned above was evaluated respectively.

Pretest Mode	Description
Mode 1	USB copy(EUT with PC)+Idle+ Earphone
Mode 2	Adapter+Idle+BT+2.4G WIFI+GPS+Camera on+Earphone
Mode 3	Adapter+Idle+BT+5G WIFI+GPS+Camera on+Earphone
Mode 4	Adapter+Idle+Playing+Speaker
Mode 5	Adapter+Traffic (GSM)+ Earphone
Mode 6	Adapter+Traffic (WCDMA)
Mode 7	Adapter+Traffic (LTE)

For Conducted Test	
Final Test Mode	Description
Mode 1	USB copy(EUT with PC)+Idle+ Earphone
Mode 2	Adapter+Idle+BT+2.4G WIFI+GPS+Camera on+Earphone
Mode 3	Adapter+Idle+BT+5G WIFI+GPS+Camera on+Earphone
Mode 4	Adapter+Idle+Playing+Speaker
Mode 5	Adapter+Traffic (GSM)+ Earphone
Mode 6	Adapter+Traffic (WCDMA)
Mode 7	Adapter+Traffic (LTE)

For Radiated Test	
Final Test Mode	Description
Mode 1	USB copy(EUT with PC)+Idle+ Earphone
Mode 2	Adapter+Idle+BT+2.4G WIFI+GPS+Camera on+Earphone
Mode 3	Adapter+Idle+BT+5G WIFI+GPS+Camera on+Earphone
Mode 4	Adapter+Idle+Playing+Speaker
Mode 5	Adapter+Traffic (GSM)+ Earphone
Mode 6	Adapter+Traffic (WCDMA)
Mode 7	Adapter+Traffic (LTE)

3.3 EUT OPERATING CONDITIONS

The EUT exercise program used during radiated and/or conducted emission measurement was designed to exercise the various system components in a manner similar to a typical use.

3.4 BLOCK DIAGRAM SHOWING THE CONFIGURATION OF SYSTEM TESTED

Mode 1

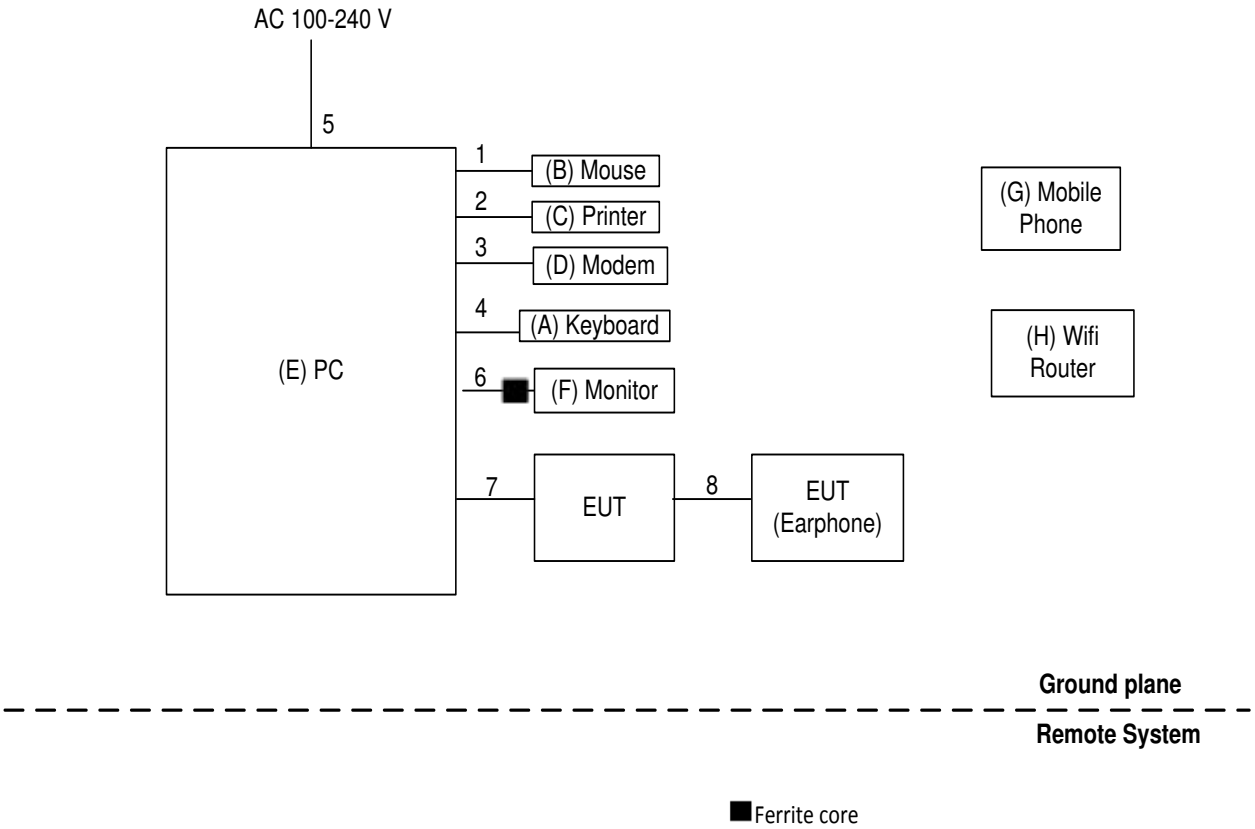

Mode 2-7

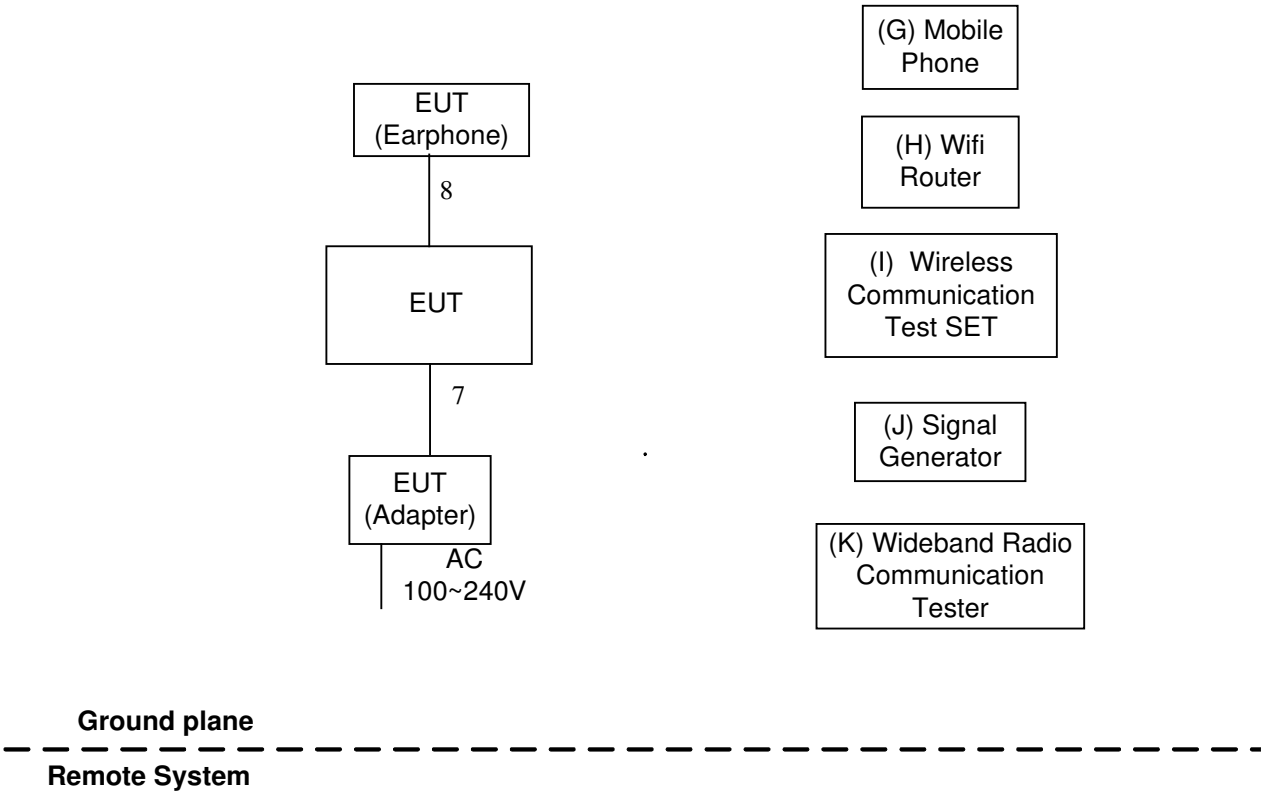
EUT
(Earphone)
8
EUT
7
EUT
(Adapter)
AC
100~240V
(G) Mobile
Phone
(H) Wifi
Router
(I) Wireless
Communication
Test SET
(J) Signal
Generator
(K) Wideband Radio
Communication
Tester
Ground plane
Remote System

3.5 DESCRIPTION OF SUPPORT UNITS

The EUT has been tested as an independent unit together with other necessary accessories or support units. The following support units or accessories were used to form a representative test configuration during the tests.

Item	Equipment	Mfr/Brand	Model/Type No.	FCC ID	Series No.
A	USB Keyboard	Dell	L100	DOC	CNORH6596589071T08NE
B	USB Mouse	Dell	MO56UOA	DOC	FQJ000BS
C	Printer	SII	DPU-414	DOC	3018507 B
D	Modem	ACEEX	DM-1414V	IFAXDM1414	0603002131
E	PC	Dell	DCSM 745	DOC	G7K832X
F	LCD monitor	Dell	E177FPc	DOC	CNOFJ179-64180-6AG-1WNS
G	Mobile phone	samsung	SGH-1747	A3LSGH1747	R31C208VLDB
H	Wireless Router	ASUS	RT-AC66U	MSQ-RTAC66U	E8ICGG000138
I	Wireless Communication Test SET	Agilent	（8960 Series ） E5515C	N/A	MY48364183
J	Signal Generator	Agilent	E4438C	N/A	MY49071316
K	Wideband Radio Communication Tester	RS	CMW500	N/A	122125

Item	Shielded Type	Ferrite Core	Length	Note
1	YES	NO	1.8m	USB Cable
2	YES	NO	1.8m	Parallel Cable
3	YES	NO	1.8m	RS232 Cable
4	YES	NO	1.8m	USB Cable
5	NO	NO	1.8m	AC power Cable
6	YES	YES	1.8m	D-SUB Cable
7	YES	NO	1m	USB Cable
8	NO	NO	1.1m	Earphone Cable

4. EMC EMISSION TEST

4.1 CONDUCTED EMISSION MEASUREMENT

4.1.1 POWER LINE CONDUCTED EMISSION (FREQUENCY RANGE 150KHZ-30MHZ)

FREQUENCY (MHz)	Class A (dBuV)		Class B (dBuV)	
	Quasi-peak	Average	Quasi-peak	Average
0.15 -0.5	79.00	66.00	66 - 56 *	56 - 46 *
0.50 -5.0	73.00	60.00	56.00	46.00
5.0 -30.0	73.00	60.00	60.00	50.00

Note:

(1) The tighter limit applies at the band edges.

(2) The limit of " * " marked band means the limitation decreases linearly with the logarithm of the frequency in the range.

(3) The test result calculated as following:
Measurement Value = Reading Level + Correct Factor
Correct Factor = Insertion Loss + Cable Loss + Attenuator Factor(if use)
Margin Level = Measurement Value - Limit Value

4.1.2 MEASUREMENT INSTRUMENTS LIST

Item	Kind of Equipment	Manufacturer	Type No.	Serial No.	Calibrated until
1	Measurement Software	Farad	EZ-EMC Ver.NB-03A 1-01	N/A	N/A
2	LISN	EMCO	3816/2	00052765	Mar. 27, 2017
3	50Ω Terminator	SHX	TF2-3G-A	08122901	Mar. 27, 2017
4	TWO-LINE V-NETWORK	R&S	ENV216	101447	Mar. 27, 2017
5	Cable	emci	RG223(9K Hz-30MHz) (5m)	N/A	Mar. 10, 2017
6	EMI Test Receiver	R&S	ESCI	100382	Mar. 27, 2017

Remark: “N/A” denotes no model name, serial no. or calibration specified.
All calibration period of equipment list is one year.

4.1.3 TEST PROCEDURE

a. The EUT was placed 0.8 meters from the horizontal ground plane with EUT being connected to the power mains through a line impedance stabilization network (LISN). All other support equipments powered from additional LISN(s). The LISN provide 50 Ohm/ 50uH of coupling impedance for the measuring instrument.
b. Interconnecting cables that hang closer than 40 cm to the ground plane shall be folded back and forth in the center forming a bundle 30 to 40 cm long.
c. I/O cables that are not connected to a peripheral shall be bundled in the center. The end of the cable may be terminated, if required, using the correct terminating impedance. The overall length shall not exceed 1 m.
d. LISN at least 80 cm from nearest part of EUT chassis.
e. For the actual test configuration, please refer to the related Item –EUT Test Photos.
f. First the whole spectrum of emission caused by equipment under test(EUT) is recorded with Detector set to peak. Peak value recorded in table if the margin from QP Limit is larger than 2dB,otherwise,QP value is recorded, Measuring frequency range from 150KHz to 30MHz.

4.1.4 DEVIATION FROM TEST STANDARD

No deviation

4.1.5 TEST SETUP

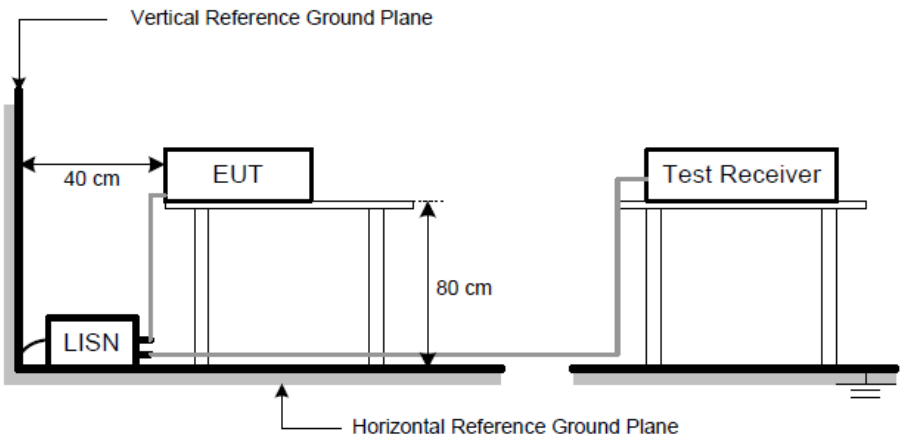

4.1.6 TEST RESULTS

Remark

(1) Reading in which marked as QP means measurements by using are Quasi-Peak Mode with Detector BW=9KHz；SPA setting in RBW=10KHz,VBW =10KHz, Swp. Time = 0.3 sec./MHz。Reading in which marked as AV means measurements by using are Average Mode with instrument setting in RBW=10KHz,VBW=10KHz, Swp. Time =0.3 sec./MHz.

(2) All readings are QP Mode value unless otherwise stated AVG in column of『Note』. If the QP Mode Measured value compliance with the QP Limits and lower than AVG Limits, the EUT shall be deemed to meet both QP & AVG Limits and then only QP Mode was measured, but AVG Mode didn't perform。In this case, a " * " marked in AVG Mode column of Interference Voltage Measured.

EUT	Smart Phone	Model Name	WAS-LX1
Temperature	24°C	Relative Humidity	60%
Test Voltage	AC 120V/60Hz	Phase	Line
Test Mode	USB copy(EUT with PC)+Idle+ Earphone		
Note	USB Cable:Foxconn+Battery:DESAY(LG)+Earphone:QUANCHENG		
Test Engineer	Kevin Li		

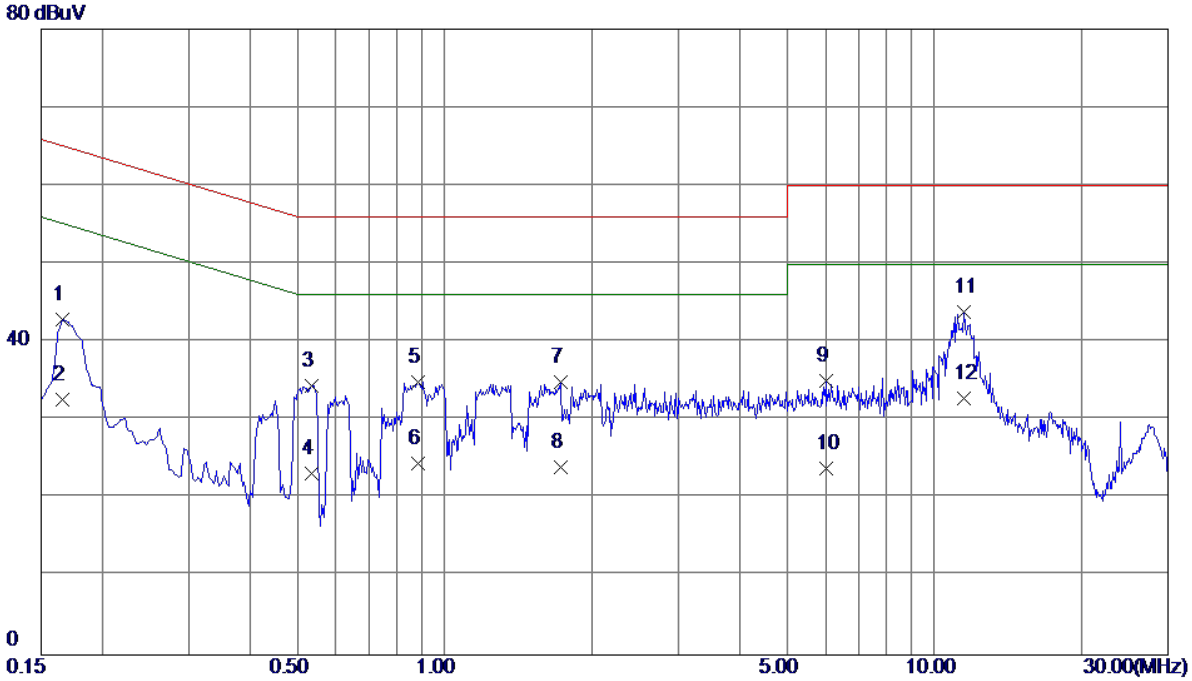

No.	Freq.	Reading Level	Correct Factor	Measure ment	Limit	Margin	
	MHz	dBuV	dB	dBuV	dBuV	dB	Detector
1	0.1660	33.43	9.52	42.95	65.16	-22.21	QP
2	0.1660	23.10	9.52	32.62	55.16	-22.54	AVG
3	0.5340	24.82	9.64	34.46	56.00	-21.54	QP
4	0.5340	13.50	9.64	23.14	46.00	-22.86	AVG
5	0.8820	25.18	9.75	34.93	56.00	-21.07	QP
6	0.8820	14.70	9.75	24.45	46.00	-21.55	AVG
7	1.7220	24.96	9.88	34.84	56.00	-21.16	QP
8	1.7220	14.10	9.88	23.98	46.00	-22.02	AVG
9	6.0140	24.90	10.07	34.97	60.00	-25.03	QP
10	6.0140	13.80	10.07	23.87	50.00	-26.13	AVG
11 *	11.4740	33.59	10.25	43.84	60.00	-16.16	QP
12	11.4740	22.60	10.25	32.85	50.00	-17.15	AVG

EUT	Smart Phone	Model Name	WAS-LX1
Temperature	24°C	Relative Humidity	60%
Test Voltage	AC 120V/60Hz	Phase	Neutral
Test Mode	USB copy(EUT with PC)+Idle+ Earphone		
Note	USB Cable:Foxconn+Battery:DESAY(LG)+Earphone:QUANCHENG		
Test Engineer	Kevin Li		

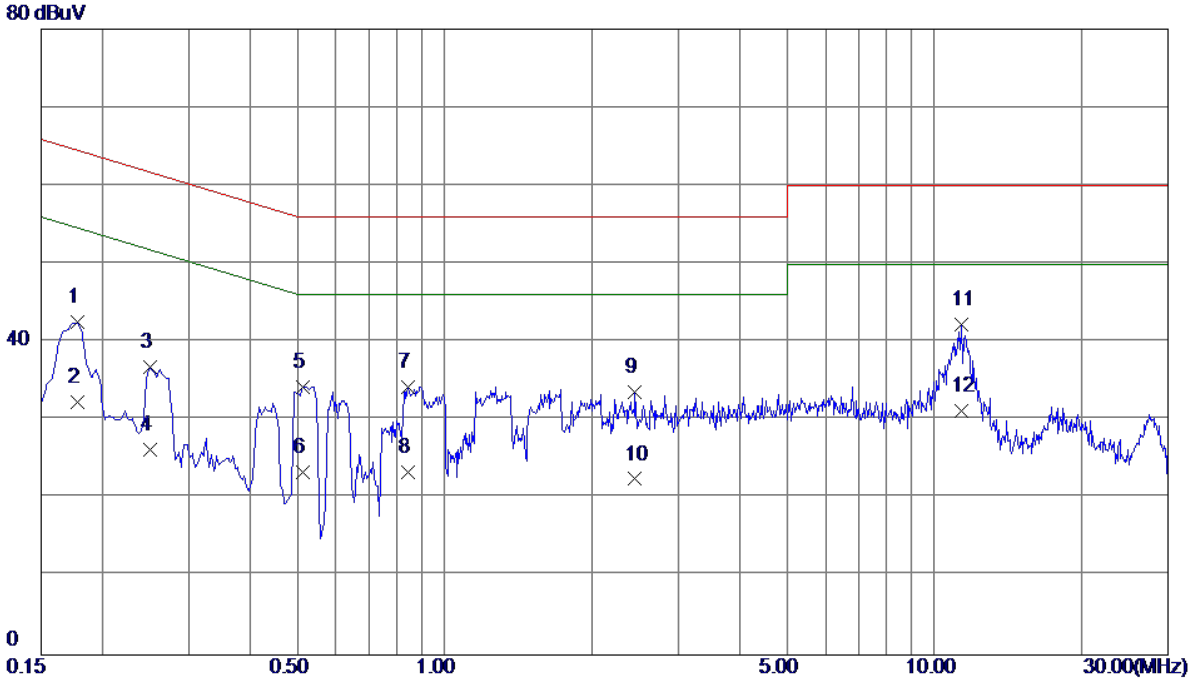

No.	Freq.	Reading Level	Correct Factor	Measure ment	Limit	Margin	
	MHz	dBuV	dB	dBuV	dBuV	dB	Detector
1	0.1780	33.07	9.45	42.52	64.58	-22.06	QP
2	0.1780	22.81	9.45	32.26	54.58	-22.32	AVG
3	0.2500	27.25	9.53	36.78	61.76	-24.98	QP
4	0.2500	16.70	9.53	26.23	51.76	-25.53	AVG
5	0.5140	24.79	9.44	34.23	56.00	-21.77	QP
6	0.5140	13.90	9.44	23.34	46.00	-22.66	AVG
7	0.8420	24.62	9.59	34.21	56.00	-21.79	QP
8	0.8420	13.80	9.59	23.39	46.00	-22.61	AVG
9	2.4500	23.81	9.78	33.59	56.00	-22.41	QP
10	2.4500	12.70	9.78	22.48	46.00	-23.52	AVG
11 *	11.3460	31.89	10.32	42.21	60.00	-17.79	QP
12	11.3460	20.90	10.32	31.22	50.00	-18.78	AVG

EUT	Smart Phone	Model Name	WAS-LX1
Temperature	24°C	Relative Humidity	60%
Test Voltage	AC 120V/60Hz	Phase	Line
Test Mode	USB copy(EUT with PC)+Idle+ Earphone		
Note	USB Cable:CONNREX+Battery:Sunwoda(ALT)+Earphone:MERRY		
Test Engineer	Kevin Li		

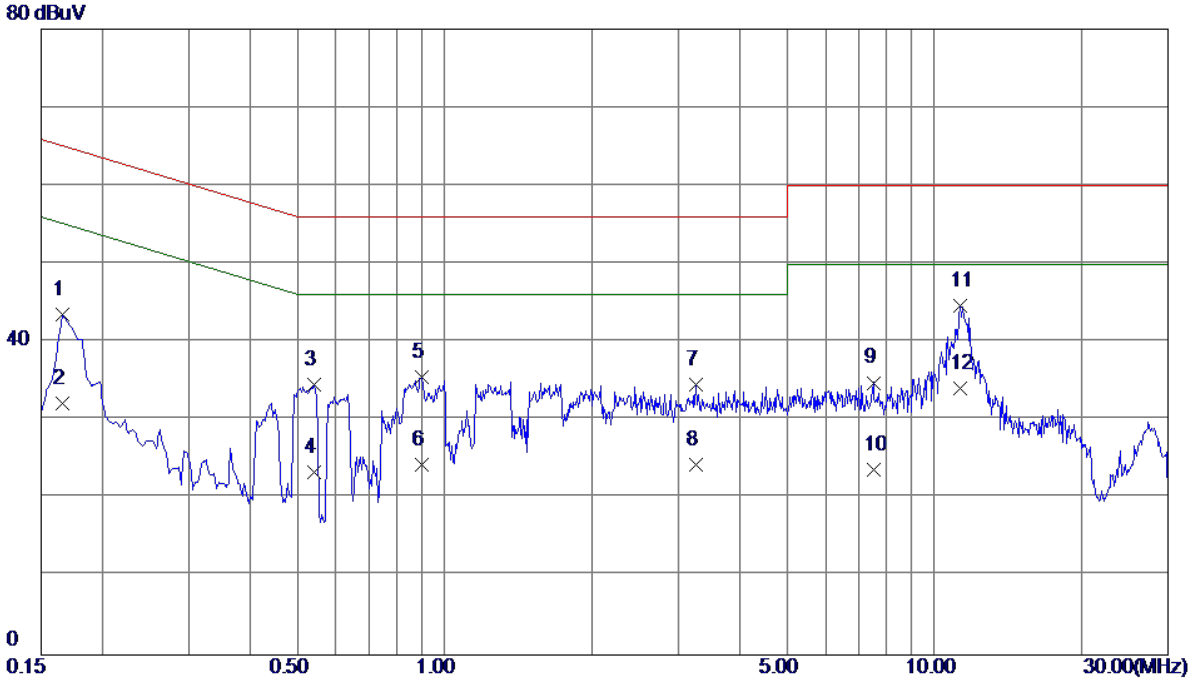

No.	Freq.	Reading Level	Correct Factor	Measure ment	Limit	Margin	
	MHz	dBuV	dB	dBuV	dBuV	dB	Detector
1	0.1660	33.95	9.52	43.47	65.16	-21.69	QP
2	0.1660	22.60	9.52	32.12	55.16	-23.04	AVG
3	0.5420	24.86	9.64	34.50	56.00	-21.50	QP
4	0.5420	13.70	9.64	23.34	46.00	-22.66	AVG
5	0.8980	25.77	9.75	35.52	56.00	-20.48	QP
6	0.8980	14.60	9.75	24.35	46.00	-21.65	AVG
7	3.2659	24.50	10.12	34.62	56.00	-21.38	QP
8	3.2659	14.20	10.12	24.32	46.00	-21.68	AVG
9	7.5180	24.63	10.17	34.80	60.00	-25.20	QP
10	7.5180	13.50	10.17	23.67	50.00	-26.33	AVG
11 *	11.2820	34.37	10.25	44.62	60.00	-15.38	QP
12	11.2820	23.80	10.25	34.05	50.00	-15.95	AVG

EUT	Smart Phone	Model Name	WAS-LX1
Temperature	24°C	Relative Humidity	60%
Test Voltage	AC 120V/60Hz	Phase	Neutral
Test Mode	USB copy(EUT with PC)+Idle+ Earphone		
Note	USB Cable:CONNREX+Battery:Sunwoda(ALT)+Earphone:MERRY		
Test Engineer	Kevin Li		

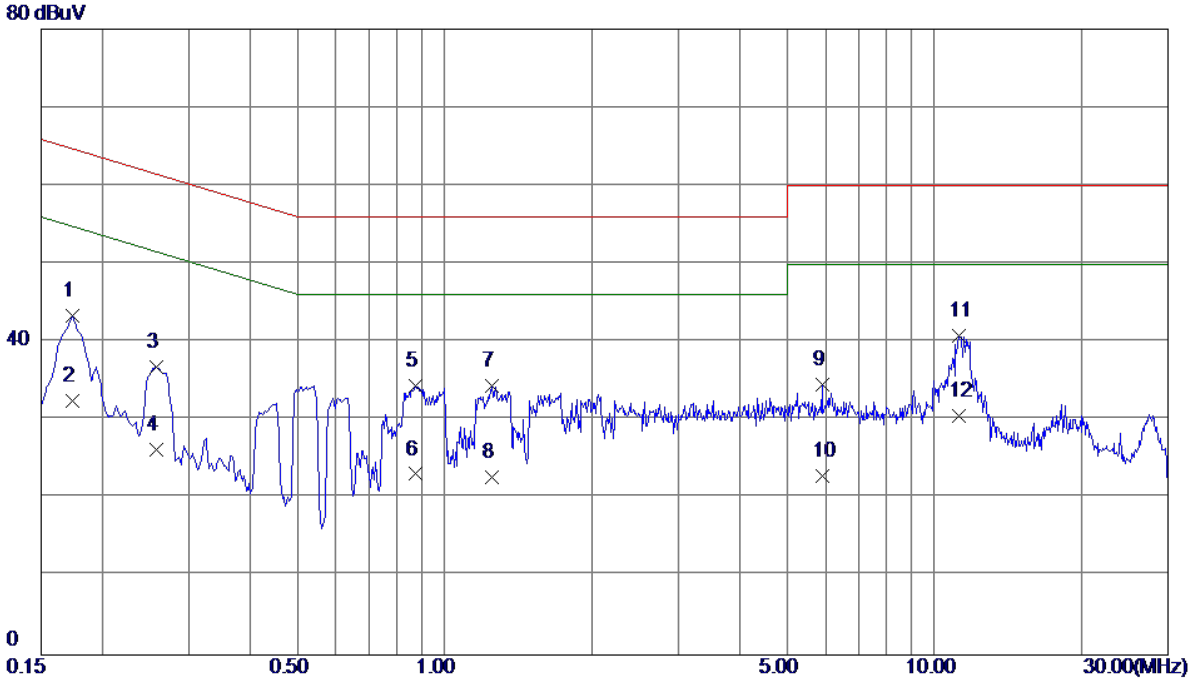

No.	Freq.	Reading Level	Correct Factor	Measure ment	Limit	Margin	
	MHz	dBuV	dB	dBuV	dBuV	dB	Detector
1	0.1740	33.86	9.44	43.30	64.77	-21.47	QP
2	0.1740	23.09	9.44	32.53	54.77	-22.24	AVG
3	0.2580	27.25	9.53	36.78	61.50	-24.72	QP
4	0.2580	16.70	9.53	26.23	51.50	-25.27	AVG
5	0.8740	24.84	9.63	34.47	56.00	-21.53	QP
6	0.8740	13.49	9.63	23.12	46.00	-22.88	AVG
7	1.2460	24.73	9.67	34.40	56.00	-21.60	QP
8	1.2460	13.10	9.67	22.77	46.00	-23.23	AVG
9	5.8980	24.61	9.97	34.58	60.00	-25.42	QP
10	5.8980	12.91	9.97	22.88	50.00	-27.12	AVG
11 *	11.2180	30.54	10.32	40.86	60.00	-19.14	QP
12	11.2180	20.20	10.32	30.52	50.00	-19.48	AVG

EUT	Smart Phone	Model Name	WAS-LX1
Temperature	24°C	Relative Humidity	60%
Test Voltage	AC 120V/60Hz	Phase	Line
Test Mode	USB copy(EUT with PC)+Idle+ Earphone		
Note	USB Cable:PANG+Battery:Desay(LG)+Earphone:GoerTek		
Test Engineer	Kevin Li		

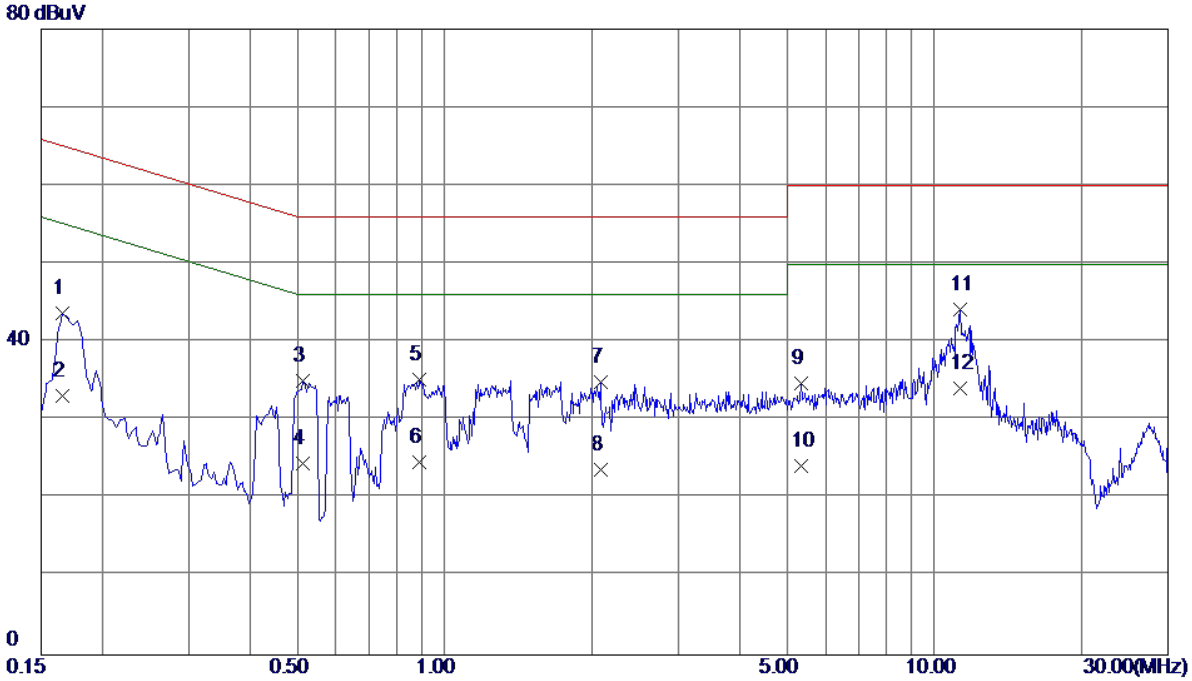

No.	Freq.	Reading Level	Correct Factor	Measure ment	Limit	Margin	
	MHz	dBuV	dB	dBuV	dBuV	dB	Detector
1	0.1660	34.13	9.52	43.65	65.16	-21.51	QP
2	0.1660	23.60	9.52	33.12	55.16	-22.04	AVG
3	0.5140	25.39	9.64	35.03	56.00	-20.97	QP
4	0.5140	14.80	9.64	24.44	46.00	-21.56	AVG
5	0.8900	25.46	9.75	35.21	56.00	-20.79	QP
6	0.8900	14.90	9.75	24.65	46.00	-21.35	AVG
7	2.0860	24.99	9.92	34.91	56.00	-21.09	QP
8	2.0860	13.70	9.92	23.62	46.00	-22.38	AVG
9	5.3540	24.75	10.02	34.77	60.00	-25.23	QP
10	5.3540	14.20	10.02	24.22	50.00	-25.78	AVG
11 *	11.2860	33.95	10.25	44.20	60.00	-15.80	QP
12	11.2860	23.80	10.25	34.05	50.00	-15.95	AVG

EUT	Smart Phone	Model Name	WAS-LX1
Temperature	24°C	Relative Humidity	60%
Test Voltage	AC 120V/60Hz	Phase	Neutral
Test Mode	USB copy(EUT with PC)+Idle+ Earphone		
Note	USB Cable:PANG+Battery:Desay(LG)+Earphone:GoerTek		
Test Engineer	Kevin Li		

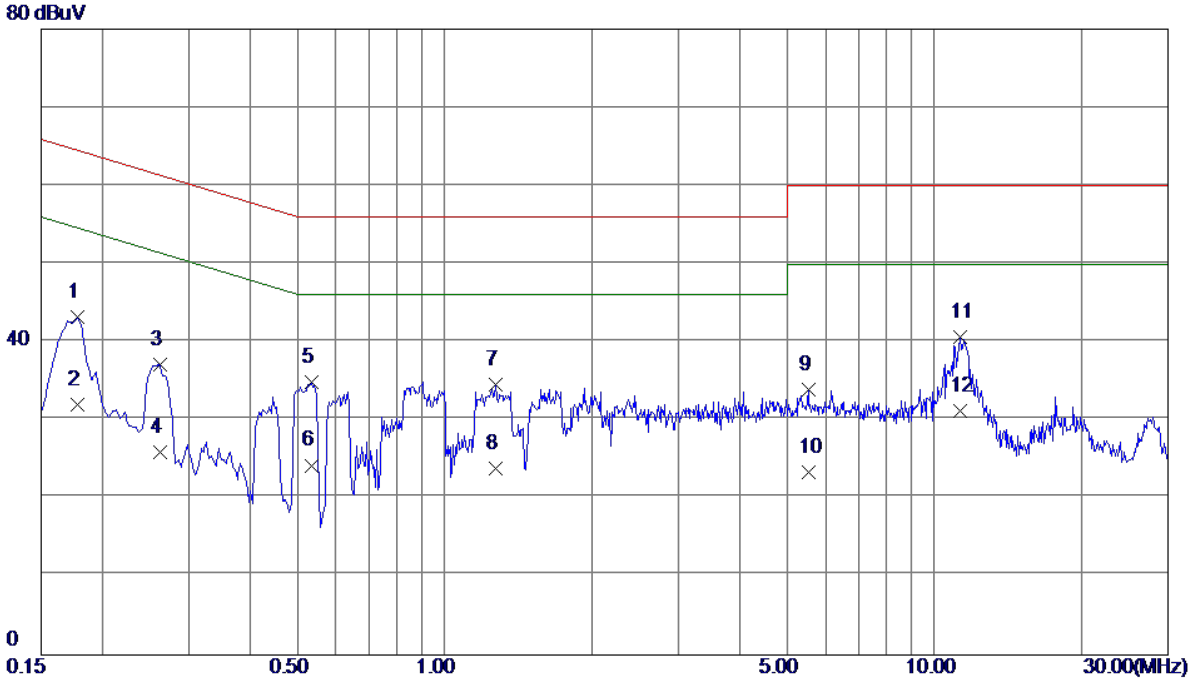

No.	Freq.	Reading Level	Correct Factor	Measure ment	Limit	Margin	
	MHz	dBuV	dB	dBuV	dBuV	dB	Detector
1	0.1780	33.71	9.45	43.16	64.58	-21.42	QP
2	0.1780	22.61	9.45	32.06	54.58	-22.52	AVG
3	0.2620	27.65	9.53	37.18	61.37	-24.19	QP
4	0.2620	16.40	9.53	25.93	51.37	-25.44	AVG
5	0.5340	25.47	9.44	34.91	56.00	-21.09	QP
6	0.5340	14.80	9.44	24.24	46.00	-21.76	AVG
7	1.2700	24.84	9.67	34.51	56.00	-21.49	QP
8	1.2700	14.20	9.67	23.87	46.00	-22.13	AVG
9	5.5340	23.91	9.98	33.89	60.00	-26.11	QP
10	5.5340	13.40	9.98	23.38	50.00	-26.62	AVG
11	11.2820	30.29	10.32	40.61	60.00	-19.39	QP
12 *	11.2820	20.90	10.32	31.22	50.00	-18.78	AVG

EUT	Smart Phone	Model Name	WAS-LX1
Temperature	24°C	Relative Humidity	60%
Test Voltage	AC 120V/60Hz	Phase	Line
Test Mode	USB copy(EUT with PC)+Idle+ Earphone		
Note	USB Cable:Luxshare+Battery:Sunwoda(ALT)+Earphone:Lianchuang		
Test Engineer	Kevin Li		

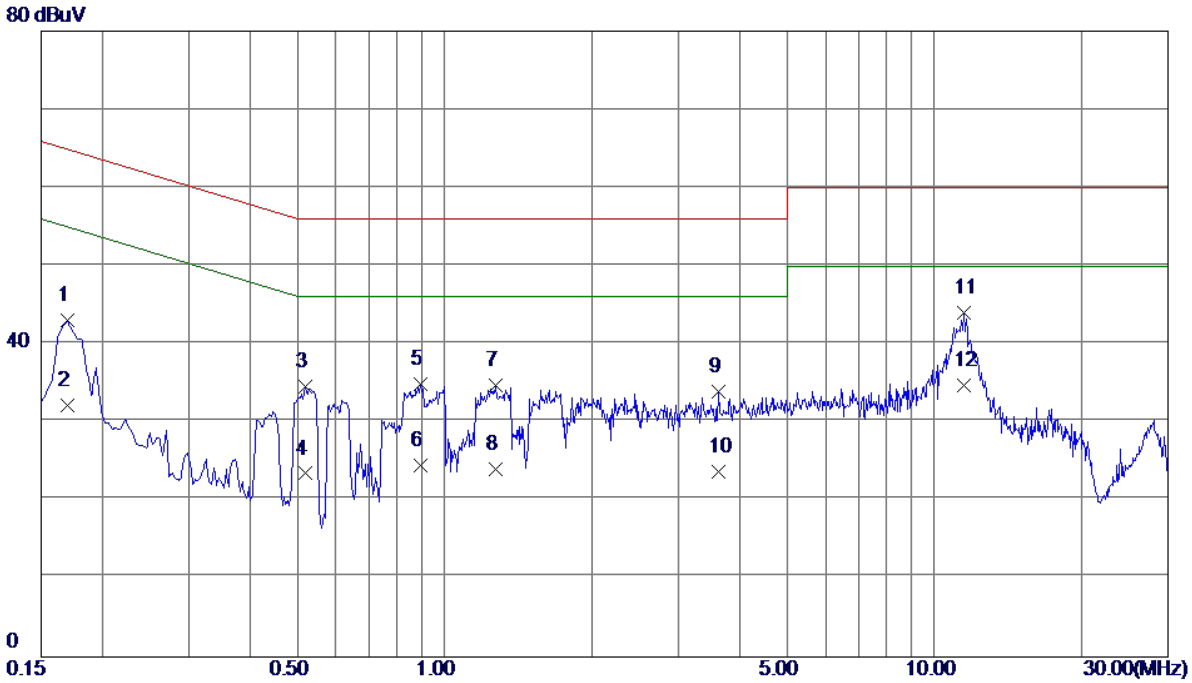

No.	Freq.	Reading Level	Correct Factor	Measure ment	Limit	Margin	
	MHz	dBuV	dB	dBuV	dBuV	dB	Detector
1	0.1700	33.45	9.52	42.97	64.96	-21.99	QP
2	0.1700	22.60	9.52	32.12	54.96	-22.84	AVG
3	0.5180	24.98	9.64	34.62	56.00	-21.38	QP
4	0.5180	13.80	9.64	23.44	46.00	-22.56	AVG
5	0.8940	25.19	9.75	34.94	56.00	-21.06	QP
6	0.8940	14.70	9.75	24.45	46.00	-21.55	AVG
7	1.2700	24.97	9.79	34.76	56.00	-21.24	QP
8	1.2700	14.20	9.79	23.99	46.00	-22.01	AVG
9	3.6300	23.76	10.15	33.91	56.00	-22.09	QP
10	3.6300	13.60	10.15	23.75	46.00	-22.25	AVG
11	11.4700	33.81	10.25	44.06	60.00	-15.94	QP
12 *	11.4700	24.40	10.25	34.65	50.00	-15.35	AVG

EUT	Smart Phone	Model Name	WAS-LX1
Temperature	24°C	Relative Humidity	60%
Test Voltage	AC 120V/60Hz	Phase	Neutral
Test Mode	USB copy(EUT with PC)+Idle+ Earphone		
Note	USB Cable:Luxshare+Battery:Sunwoda(ALT)+Earphone:Lianchuang		
Test Engineer	Kevin Li		

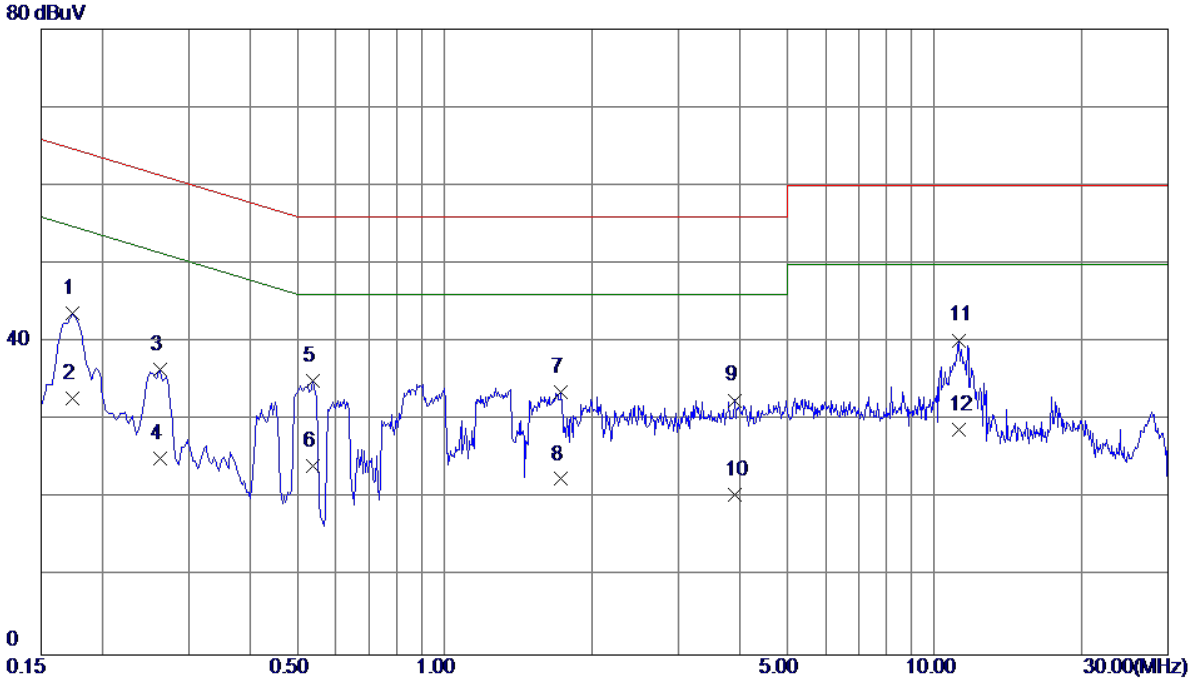

No.	Freq.	Reading Level	Correct Factor	Measure ment	Limit	Margin	
	MHz	dBuV	dB	dBuV	dBuV	dB	Detector
1	0.1740	34.21	9.44	43.65	64.77	-21.12	QP
2	0.1740	23.39	9.44	32.83	54.77	-21.94	AVG
3	0.2620	26.97	9.53	36.50	61.37	-24.87	QP
4	0.2620	15.60	9.53	25.13	51.37	-26.24	AVG
5	0.5380	25.64	9.44	35.08	56.00	-20.92	QP
6	0.5380	14.70	9.44	24.14	46.00	-21.86	AVG
7	1.7260	23.87	9.68	33.55	56.00	-22.45	QP
8	1.7260	12.80	9.68	22.48	46.00	-23.52	AVG
9	3.9020	22.68	9.88	32.56	56.00	-23.44	QP
10	3.9020	10.60	9.88	20.48	46.00	-25.52	AVG
11 *	11.2100	29.92	10.32	40.24	60.00	-19.76	QP
12	11.2100	18.50	10.32	28.82	50.00	-21.18	AVG

EUT	Smart Phone	Model Name	WAS-LX1
Temperature	24°C	Relative Humidity	60%
Test Voltage	AC 120V/60Hz	Phase	Line
Test Mode	Adapter+Idle+BT+2.4G WIFI+GPS+Camera on+Earphone		
Note	Adapter:BYD+USB Cable:Luxshare+Battery:Sunwoda(ALT)+Earphone:Lianchuang		
Test Engineer	Kevin Li		

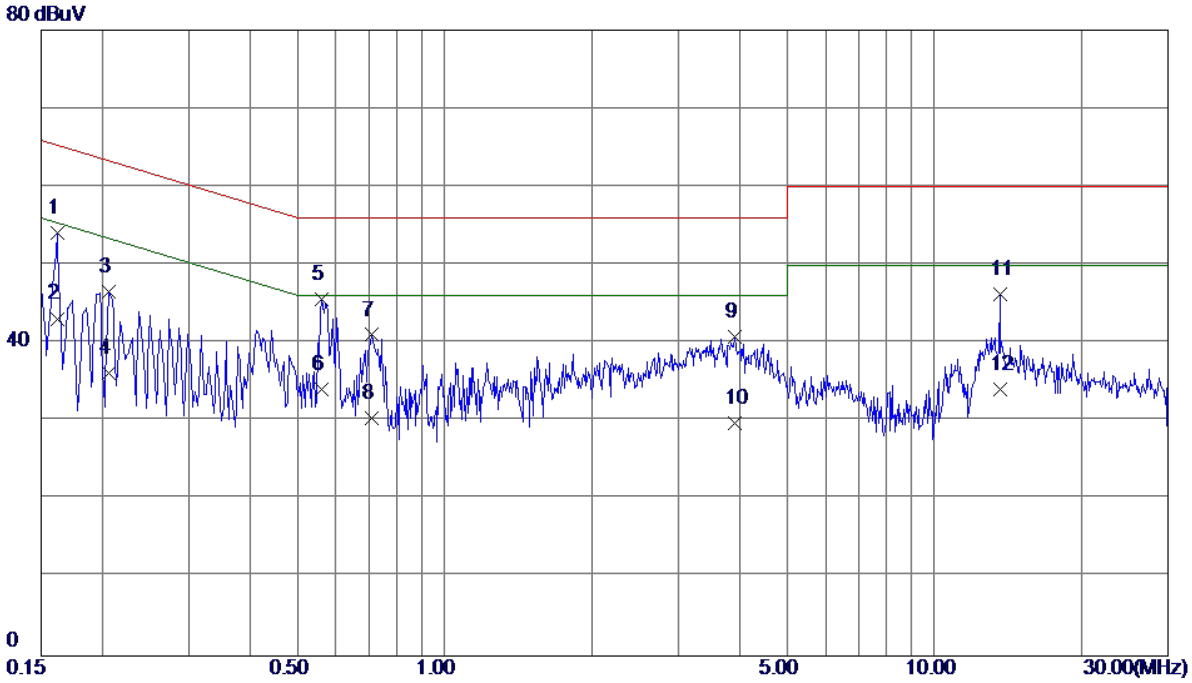

No.	Freq.	Reading Level	Correct Factor	Measure ment	Limit	Margin	
	MHz	dBuV	dB	dBuV	dBuV	dB	Detector
1	0.1620	44.52	9.52	54.04	65.36	-11.32	QP
2	0.1620	33.60	9.52	43.12	55.36	-12.24	AVG
3	0.2060	37.01	9.53	46.54	63.37	-16.83	QP
4	0.2060	26.70	9.53	36.23	53.37	-17.14	AVG
5 *	0.5620	35.96	9.64	45.60	56.00	-10.40	QP
6	0.5620	24.50	9.64	34.14	46.00	-11.86	AVG
7	0.7100	31.38	9.66	41.04	56.00	-14.96	QP
8	0.7100	20.80	9.66	30.46	46.00	-15.54	AVG
9	3.9220	30.62	10.18	40.80	56.00	-15.20	QP
10	3.9220	19.60	10.18	29.78	46.00	-16.22	AVG
11	13.6140	35.99	10.32	46.31	60.00	-13.69	QP
12	13.6140	23.70	10.32	34.02	50.00	-15.98	AVG

EUT	Smart Phone	Model Name	WAS-LX1
Temperature	24°C	Relative Humidity	60%
Test Voltage	AC 120V/60Hz	Phase	Neutral
Test Mode	Adapter+Idle+BT+2.4G WIFI+GPS+Camera on+Earphone		
Note	Adapter:BYD+USB Cable:Luxshare+Battery:Sunwoda(ALT)+Earphone:Lianchuang		
Test Engineer	Kevin Li		

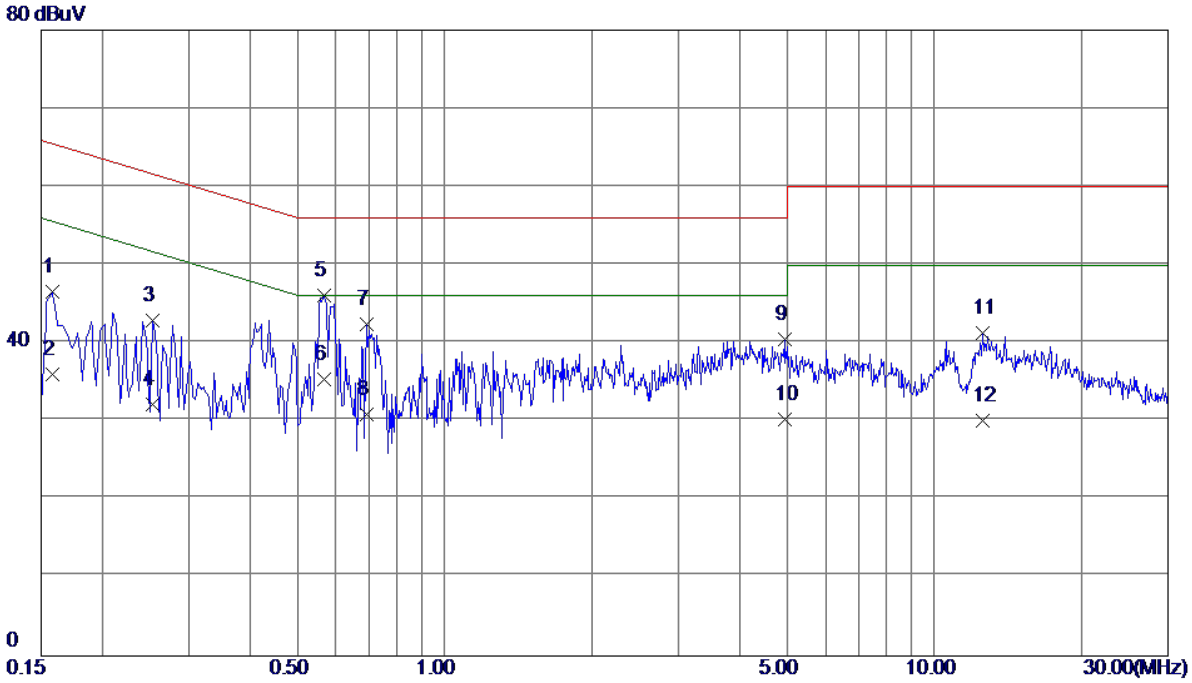

No.	Freq.	Reading Level	Correct Factor	Measure ment	Limit	Margin	
	MHz	dBuV	dB	dBuV	dBuV	dB	Detector
1	0.1580	37.06	9.48	46.54	65.57	-19.03	QP
2	0.1580	26.50	9.48	35.98	55.57	-19.59	AVG
3	0.2540	33.31	9.53	42.84	61.63	-18.79	QP
4	0.2540	22.70	9.53	32.23	51.63	-19.40	AVG
5 *	0.5660	36.59	9.44	46.03	56.00	-9.97	QP
6	0.5660	25.90	9.44	35.34	46.00	-10.66	AVG
7	0.6940	32.94	9.45	42.39	56.00	-13.61	QP
8	0.6940	21.40	9.45	30.85	46.00	-15.15	AVG
9	4.9380	30.48	9.98	40.46	56.00	-15.54	QP
10	4.9380	20.30	9.98	30.28	46.00	-15.72	AVG
11	12.5420	30.97	10.34	41.31	60.00	-18.69	QP
12	12.5420	19.80	10.34	30.14	50.00	-19.86	AVG

EUT	Smart Phone	Model Name	WAS-LX1
Temperature	24°C	Relative Humidity	60%
Test Voltage	AC 120V/60Hz	Phase	Line
Test Mode	Adapter+Idle+BT+2.4G WIFI+GPS+Camera on+Earphone		
Note	Adapter:Salcomp+USB Cable:Luxshare+Battery:Sunwoda(ALT)+Earphone:Lianchuang		
Test Engineer	Kevin Li		

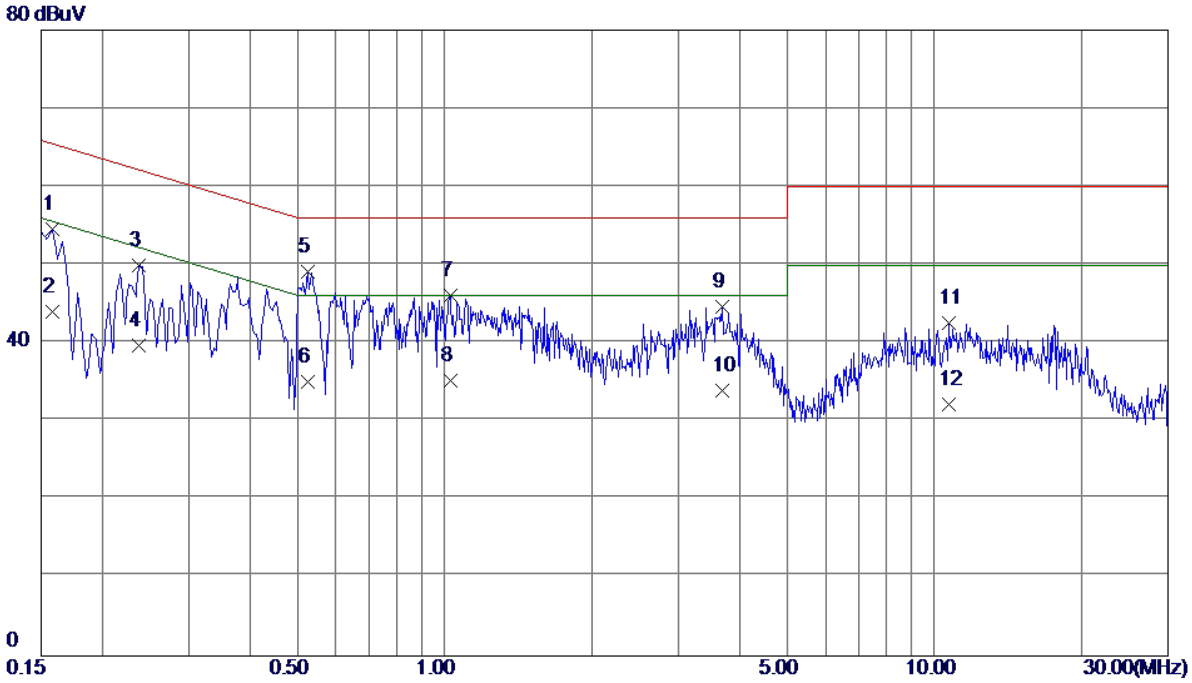

No.	Freq.	Reading Level	Correct Factor	Measure ment	Limit	Margin	
	MHz	dBuV	dB	dBuV	dBuV	dB	Detector
1	0.1580	45.04	9.52	54.56	65.57	-11.01	QP
2	0.1580	34.50	9.52	44.02	55.57	-11.55	AVG
3	0.2380	40.38	9.53	49.91	62.17	-12.26	QP
4	0.2380	30.10	9.53	39.63	52.17	-12.54	AVG
5 *	0.5260	39.51	9.64	49.15	56.00	-6.85	QP
6	0.5260	25.40	9.64	35.04	46.00	-10.96	AVG
7	1.0260	36.39	9.76	46.15	56.00	-9.85	QP
8	1.0260	25.40	9.76	35.16	46.00	-10.84	AVG
9	3.6860	34.50	10.16	44.66	56.00	-11.34	QP
10	3.6860	23.70	10.16	33.86	46.00	-12.14	AVG
11	10.7100	32.33	10.23	42.56	60.00	-17.44	QP
12	10.7100	21.90	10.23	32.13	50.00	-17.87	AVG

EUT	Smart Phone	Model Name	WAS-LX1
Temperature	24°C	Relative Humidity	60%
Test Voltage	AC 120V/60Hz	Phase	Neutral
Test Mode	Adapter+Idle+BT+2.4G WIFI+GPS+Camera on+Earphone		
Note	Adapter:Salcomp+USB Cable:Luxshare+Battery:Sunwoda(ALT)+Earphone:Lianchuang		
Test Engineer	Kevin Li		

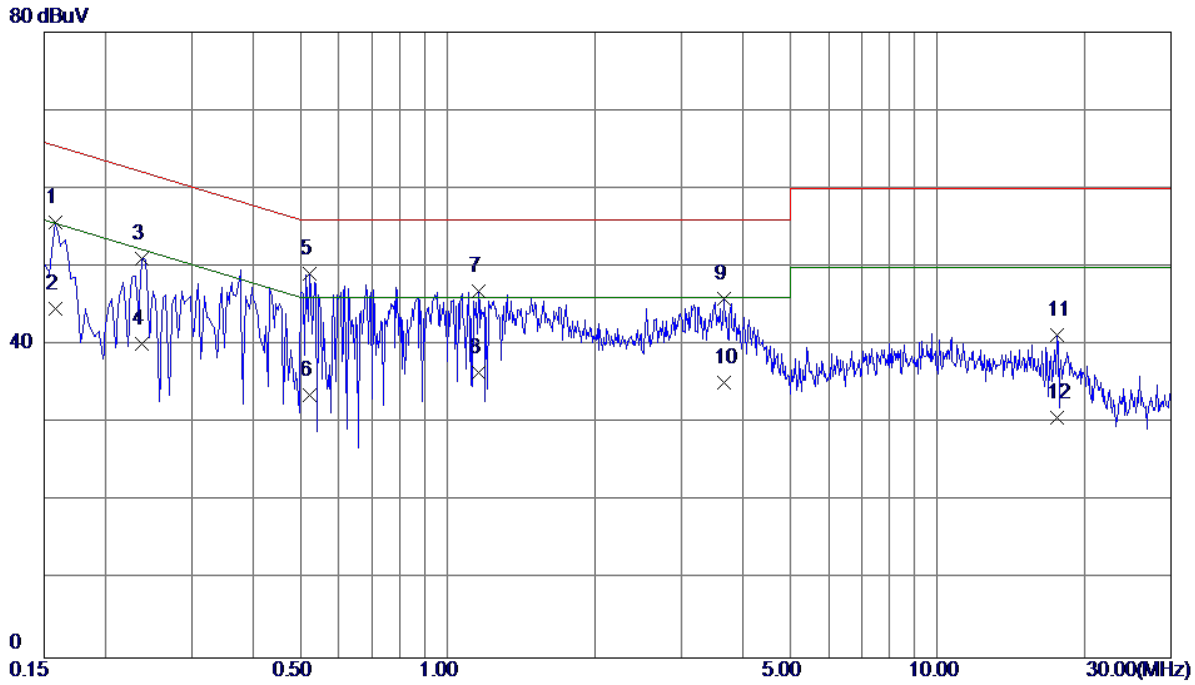

No.	Freq.	Reading Level	Correct Factor	Measure ment	Limit	Margin	
	MHz	dBuV	dB	dBuV	dBuV	dB	Detector
1	0.1580	46.23	9.48	55.71	65.57	-9.86	QP
2	0.1580	35.10	9.48	44.58	55.57	-10.99	AVG
3	0.2380	41.52	9.53	51.05	62.17	-11.12	QP
4	0.2380	30.60	9.53	40.13	52.17	-12.04	AVG
5 *	0.5220	39.61	9.44	49.05	56.00	-6.95	QP
6	0.5220	24.20	9.44	33.64	46.00	-12.36	AVG
7	1.1539	37.24	9.66	46.90	56.00	-9.10	QP
8	1.1539	26.80	9.66	36.46	46.00	-9.54	AVG
9	3.6780	36.09	9.86	45.95	56.00	-10.05	QP
10	3.6780	25.40	9.86	35.26	46.00	-10.74	AVG
11	17.5620	30.79	10.43	41.22	60.00	-18.78	QP
12	17.5620	20.30	10.43	30.73	50.00	-19.27	AVG

EUT	Smart Phone	Model Name	WAS-LX1
Temperature	24°C	Relative Humidity	60%
Test Voltage	AC 120V/60Hz	Phase	Line
Test Mode	Adapter+Idle+BT+5G WIFI+GPS+Camera on+Earphone		
Note	Adapter:Salcomp+USB Cable:Luxshare+Battery:Sunwoda(ALT)+Earphone:Lianchuang		
Test Engineer	Kevin Li		

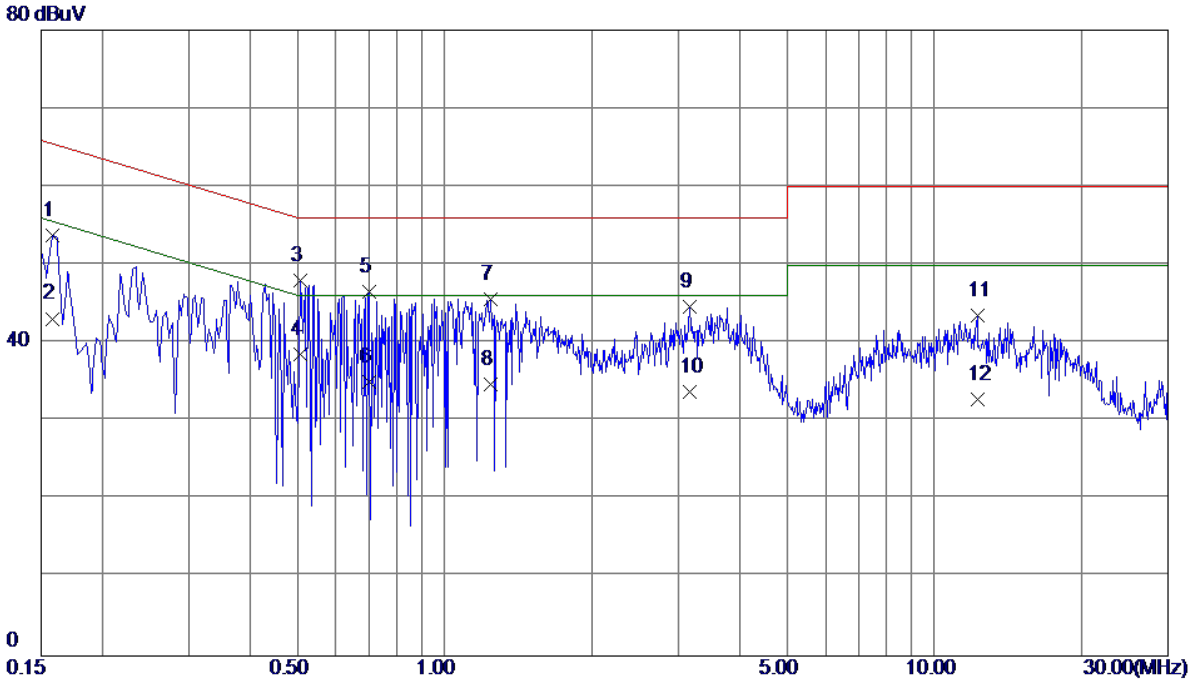

No.	Freq.	Reading Level	Correct Factor	Measure ment	Limit	Margin	
	MHz	dBuV	dB	dBuV	dBuV	dB	Detector
1	0.1580	44.25	9.52	53.77	65.57	-11.80	QP
2	0.1580	33.60	9.52	43.12	55.57	-12.45	AVG
3	0.5060	38.29	9.64	47.93	56.00	-8.07	QP
4 *	0.5060	28.90	9.64	38.54	46.00	-7.46	AVG
5	0.7019	36.87	9.65	46.52	56.00	-9.48	QP
6	0.7019	25.40	9.65	35.05	46.00	-10.95	AVG
7	1.2380	35.83	9.78	45.61	56.00	-10.39	QP
8	1.2380	24.90	9.78	34.68	46.00	-11.32	AVG
9	3.1700	34.47	10.11	44.58	56.00	-11.42	QP
10	3.1700	23.70	10.11	33.81	46.00	-12.19	AVG
11	12.2380	33.18	10.28	43.46	60.00	-16.54	QP
12	12.2380	22.49	10.28	32.77	50.00	-17.23	AVG

EUT	Smart Phone	Model Name	WAS-LX1
Temperature	24°C	Relative Humidity	60%
Test Voltage	AC 120V/60Hz	Phase	Neutral
Test Mode	Adapter+Idle+BT+5G WIFI+GPS+Camera on+Earphone		
Note	Adapter:Salcomp+USB Cable:Luxshare+Battery:Sunwoda(ALT)+Earphone:Lianchuang		
Test Engineer	Kevin Li		

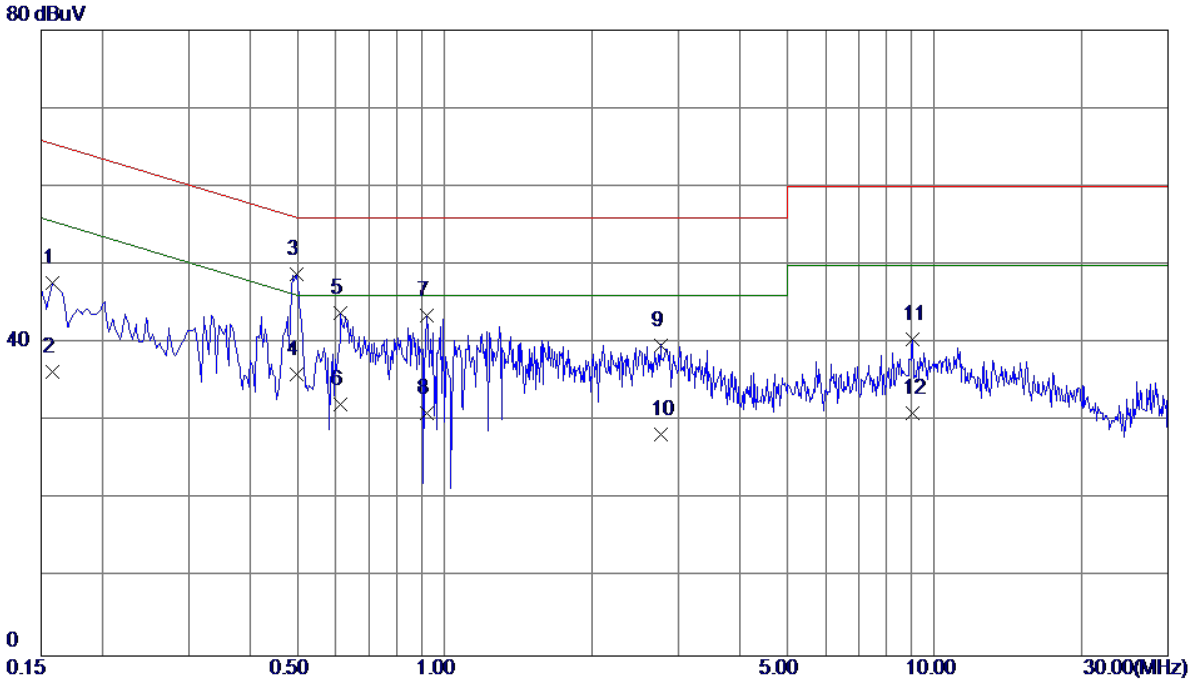

No.	Freq.	Reading Level	Correct Factor	Measure ment	Limit	Margin	
	MHz	dBuV	dB	dBuV	dBuV	dB	Detector
1	0.1580	38.17	9.48	47.65	65.57	-17.92	QP
2	0.1580	26.80	9.48	36.28	55.57	-19.29	AVG
3 *	0.4980	39.29	9.44	48.73	56.03	-7.30	QP
4	0.4980	26.50	9.44	35.94	46.03	-10.09	AVG
5	0.6140	34.36	9.44	43.80	56.00	-12.20	QP
6	0.6140	22.70	9.44	32.14	46.00	-13.86	AVG
7	0.9220	33.87	9.66	43.53	56.00	-12.47	QP
8	0.9220	21.40	9.66	31.06	46.00	-14.94	AVG
9	2.7580	29.97	9.79	39.76	56.00	-16.24	QP
10	2.7580	18.50	9.79	28.29	46.00	-17.71	AVG
11	9.0500	30.33	10.20	40.53	60.00	-19.47	QP
12	9.0500	20.81	10.20	31.01	50.00	-18.99	AVG

EUT	Smart Phone	Model Name	WAS-LX1
Temperature	24°C	Relative Humidity	60%
Test Voltage	AC 120V/60Hz	Phase	Line
Test Mode	Adapter+Idle+Playing+Speaker		
Note	Adapter:Salcomp+USB Cable:Luxshare+Battery:Sunwoda(ALT)		
Test Engineer	Kevin Li		

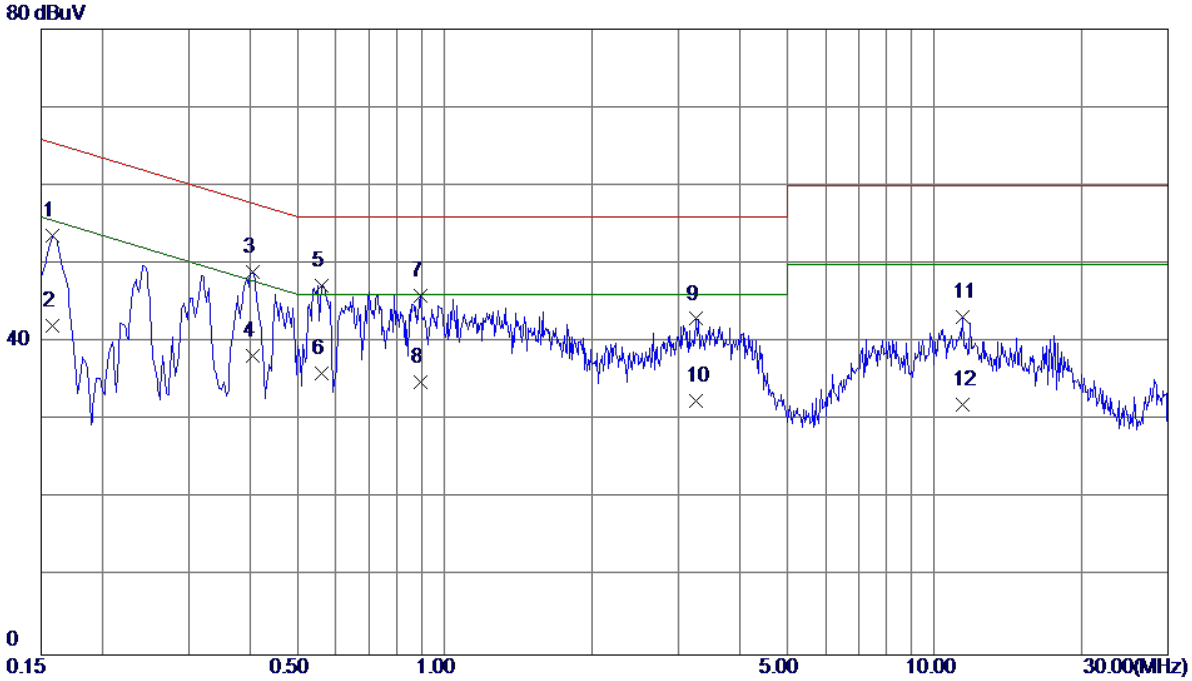

No.	Freq.	Reading Level	Correct Factor	Measure ment	Limit	Margin	
	MHz	dBuV	dB	dBuV	dBuV	dB	Detector
1	0.1580	44.00	9.52	53.52	65.57	-12.05	QP
2	0.1580	32.50	9.52	42.02	55.57	-13.55	AVG
3	0.4060	39.36	9.54	48.90	57.73	-8.83	QP
4	0.4060	28.71	9.54	38.25	47.73	-9.48	AVG
5 *	0.5620	37.55	9.64	47.19	56.00	-8.81	QP
6	0.5620	26.40	9.64	36.04	46.00	-9.96	AVG
7	0.8940	36.12	9.75	45.87	56.00	-10.13	QP
8	0.8940	25.10	9.75	34.85	46.00	-11.15	AVG
9	3.2620	32.84	10.12	42.96	56.00	-13.04	QP
10	3.2620	22.30	10.12	32.42	46.00	-13.58	AVG
11	11.4260	32.92	10.25	43.17	60.00	-16.83	QP
12	11.4260	21.70	10.25	31.95	50.00	-18.05	AVG

EUT	Smart Phone	Model Name	WAS-LX1
Temperature	24°C	Relative Humidity	60%
Test Voltage	AC 120V/60Hz	Phase	Neutral
Test Mode	Adapter+Idle+Playing+Speaker		
Note	Adapter:Salcomp+USB Cable:Luxshare+Battery:Sunwoda(ALT)		
Test Engineer	Kevin Li		

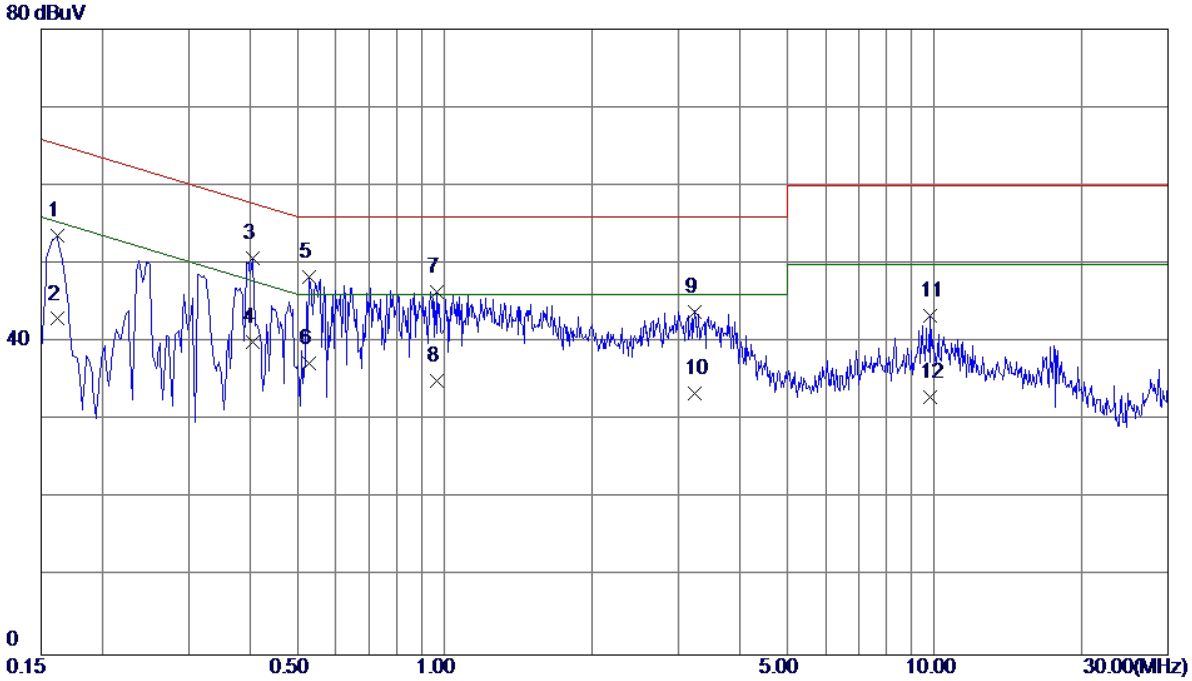

No.	Freq.	Reading Level	Correct Factor	Measure ment	Limit	Margin	
	MHz	dBuV	dB	dBuV	dBuV	dB	Detector
1	0.1620	44.10	9.46	53.56	65.36	-11.80	QP
2	0.1620	33.50	9.46	42.96	55.36	-12.40	AVG
3 *	0.4060	41.25	9.44	50.69	57.73	-7.04	QP
4	0.4060	30.60	9.44	40.04	47.73	-7.69	AVG
5	0.5299	38.88	9.44	48.32	56.00	-7.68	QP
6	0.5299	27.80	9.44	37.24	46.00	-8.76	AVG
7	0.9660	36.74	9.66	46.40	56.00	-9.60	QP
8	0.9660	25.40	9.66	35.06	46.00	-10.94	AVG
9	3.2420	34.11	9.81	43.92	56.00	-12.08	QP
10	3.2420	23.70	9.81	33.51	46.00	-12.49	AVG
11	9.7780	33.04	10.28	43.32	60.00	-16.68	QP
12	9.7780	22.61	10.28	32.89	50.00	-17.11	AVG

EUT	Smart Phone	Model Name	WAS-LX1
Temperature	24°C	Relative Humidity	60%
Test Voltage	AC 120V/60Hz	Phase	Line
Test Mode	Adapter+Traffic (GSM)+ Earphone		
Note	Adapter:Salcomp+USB Cable:Luxshare+Battery:Sunwoda(ALT)+Earphone:Lianchuang		
Test Engineer	Kevin Li		

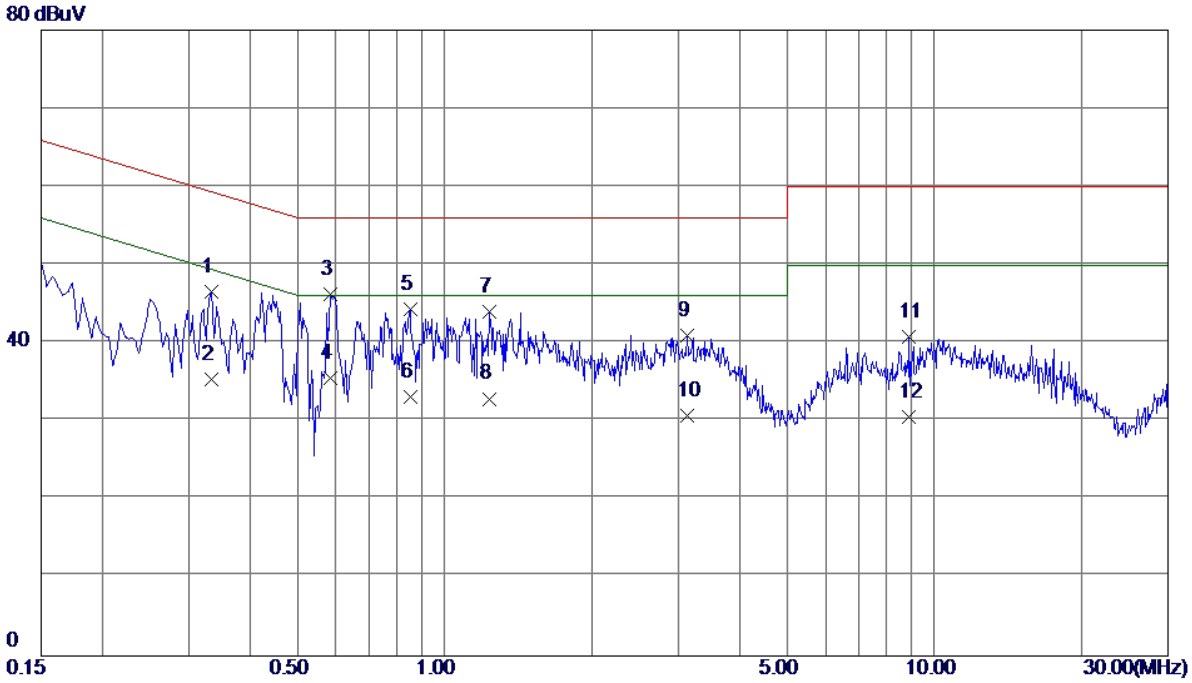

No.	Freq.	Reading Level	Correct Factor	Measure ment	Limit	Margin	
	MHz	dBuV	dB	dBuV	dBuV	dB	Detector
1	0.3339	37.00	9.53	46.53	59.35	-12.82	QP
2	0.3339	25.80	9.53	35.33	49.35	-14.02	AVG
3 *	0.5860	36.67	9.64	46.31	56.00	-9.69	QP
4	0.5860	25.90	9.64	35.54	46.00	-10.46	AVG
5	0.8500	34.51	9.75	44.26	56.00	-11.74	QP
6	0.8500	23.40	9.75	33.15	46.00	-12.85	AVG
7	1.2340	34.27	9.78	44.05	56.00	-11.95	QP
8	1.2340	23.10	9.78	32.88	46.00	-13.12	AVG
9	3.1300	30.79	10.10	40.89	56.00	-15.11	QP
10	3.1300	20.60	10.10	30.70	46.00	-15.30	AVG
11	8.8860	30.64	10.19	40.83	60.00	-19.17	QP
12	8.8860	20.30	10.19	30.49	50.00	-19.51	AVG

EUT	Smart Phone	Model Name	WAS-LX1
Temperature	24°C	Relative Humidity	60%
Test Voltage	AC 120V/60Hz	Phase	Neutral
Test Mode	Adapter+Traffic (GSM)+ Earphone		
Note	Adapter:Salcomp+USB Cable:Luxshare+Battery:Sunwoda(ALT)+Earphone:Lianchuang		
Test Engineer	Kevin Li		

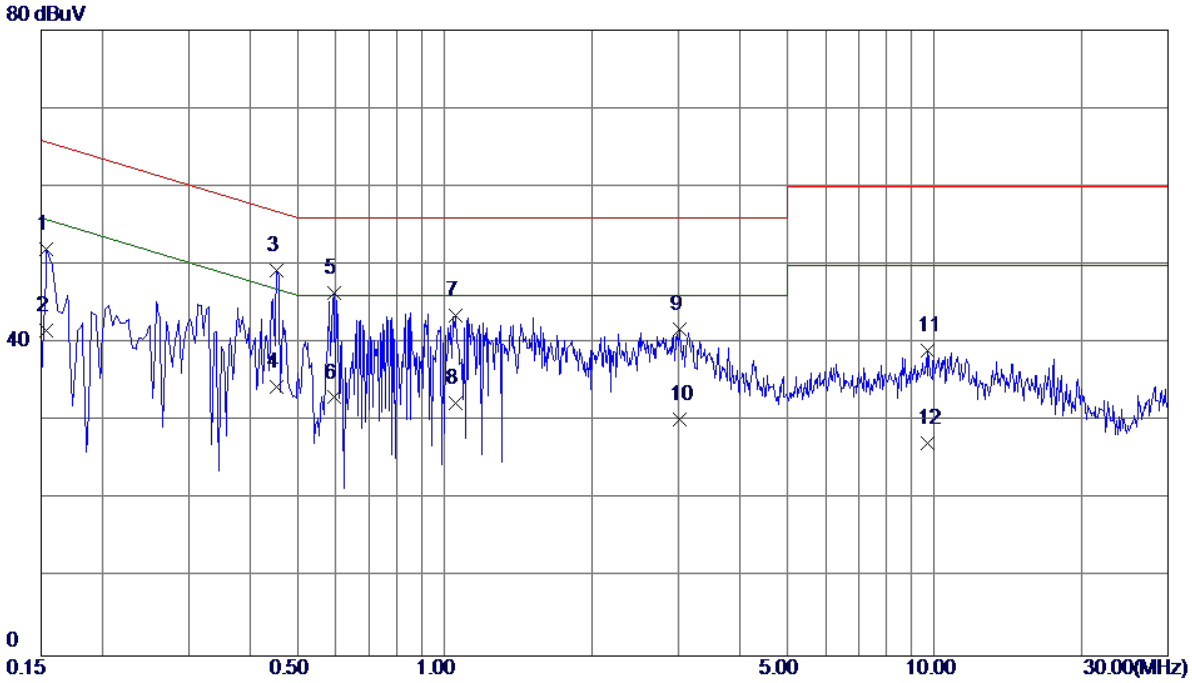

No.	Freq.	Reading Level	Correct Factor	Measure ment	Limit	Margin	
	MHz	dBuV	dB	dBuV	dBuV	dB	Detector
1	0.1539	42.56	9.50	52.06	65.79	-13.73	QP
2	0.1539	32.10	9.50	41.60	55.79	-14.19	AVG
3 *	0.4540	39.78	9.44	49.22	56.80	-7.58	QP
4	0.4540	24.90	9.44	34.34	46.80	-12.46	AVG
5	0.5940	36.91	9.44	46.35	56.00	-9.65	QP
6	0.5940	23.60	9.44	33.04	46.00	-12.96	AVG
7	1.0500	33.83	9.66	43.49	56.00	-12.51	QP
8	1.0500	22.70	9.66	32.36	46.00	-13.64	AVG
9	3.0140	31.98	9.79	41.77	56.00	-14.23	QP
10	3.0140	20.40	9.79	30.19	46.00	-15.81	AVG
11	9.7140	28.82	10.28	39.10	60.00	-20.90	QP
12	9.7140	16.90	10.28	27.18	50.00	-22.82	AVG

EUT	Smart Phone	Model Name	WAS-LX1
Temperature	24°C	Relative Humidity	60%
Test Voltage	AC 120V/60Hz	Phase	Line
Test Mode	Adapter+Traffic (WCDMA)		
Note	Adapter:Salcomp+USB Cable:Luxshare+Battery:Sunwoda(ALT)		
Test Engineer	Kevin Li		

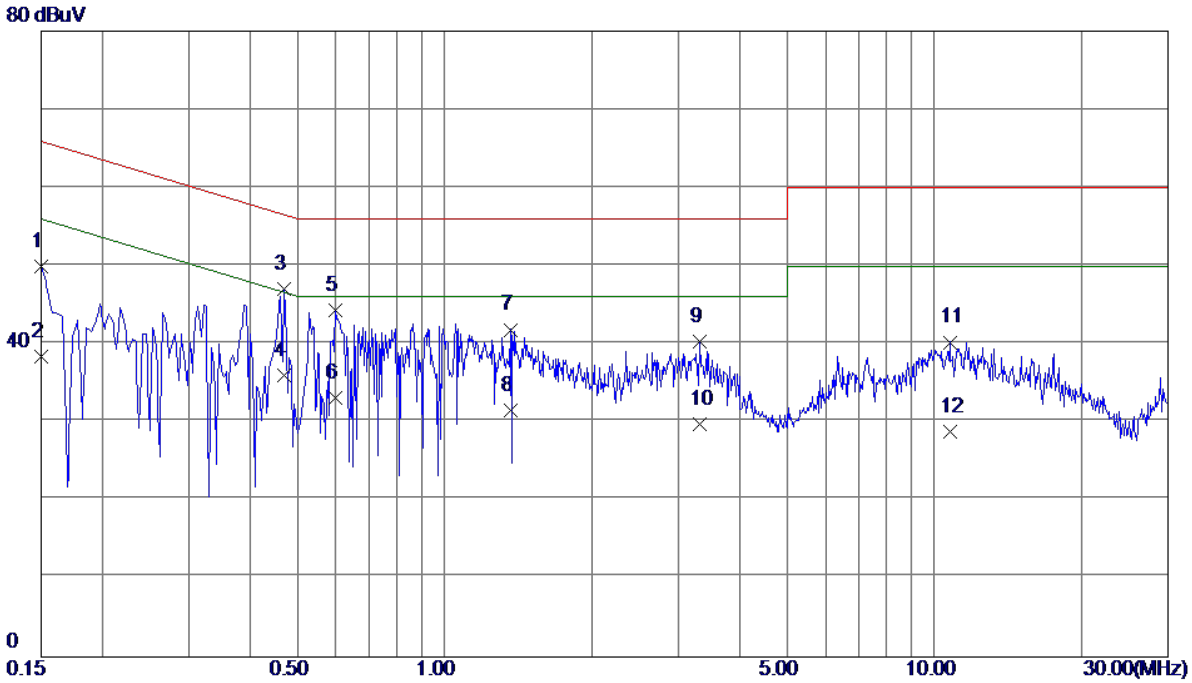

No.	Freq.	Reading Level	Correct Factor	Measure ment	Limit	Margin	
	MHz	dBuV	dB	dBuV	dBuV	dB	Detector
1	0.1500	40.40	9.52	49.92	66.00	-16.08	QP
2	0.1500	28.90	9.52	38.42	56.00	-17.58	AVG
3 *	0.4700	37.40	9.61	47.01	56.51	-9.50	QP
4	0.4700	26.40	9.61	36.01	46.51	-10.50	AVG
5	0.5980	34.73	9.64	44.37	56.00	-11.63	QP
6	0.5980	23.50	9.64	33.14	46.00	-12.86	AVG
7	1.3660	32.01	9.83	41.84	56.00	-14.16	QP
8	1.3660	21.70	9.83	31.53	46.00	-14.47	AVG
9	3.3180	30.14	10.12	40.26	56.00	-15.74	QP
10	3.3180	19.60	10.12	29.72	46.00	-16.28	AVG
11	10.7500	30.01	10.23	40.24	60.00	-19.76	QP
12	10.7500	18.51	10.23	28.74	50.00	-21.26	AVG

EUT	Smart Phone	Model Name	WAS-LX1
Temperature	24°C	Relative Humidity	60%
Test Voltage	AC 120V/60Hz	Phase	Neutral
Test Mode	Adapter+Traffic (WCDMA)		
Note	Adapter:Salcomp+USB Cable:Luxshare+Battery:Sunwoda(ALT)		
Test Engineer	Kevin Li		

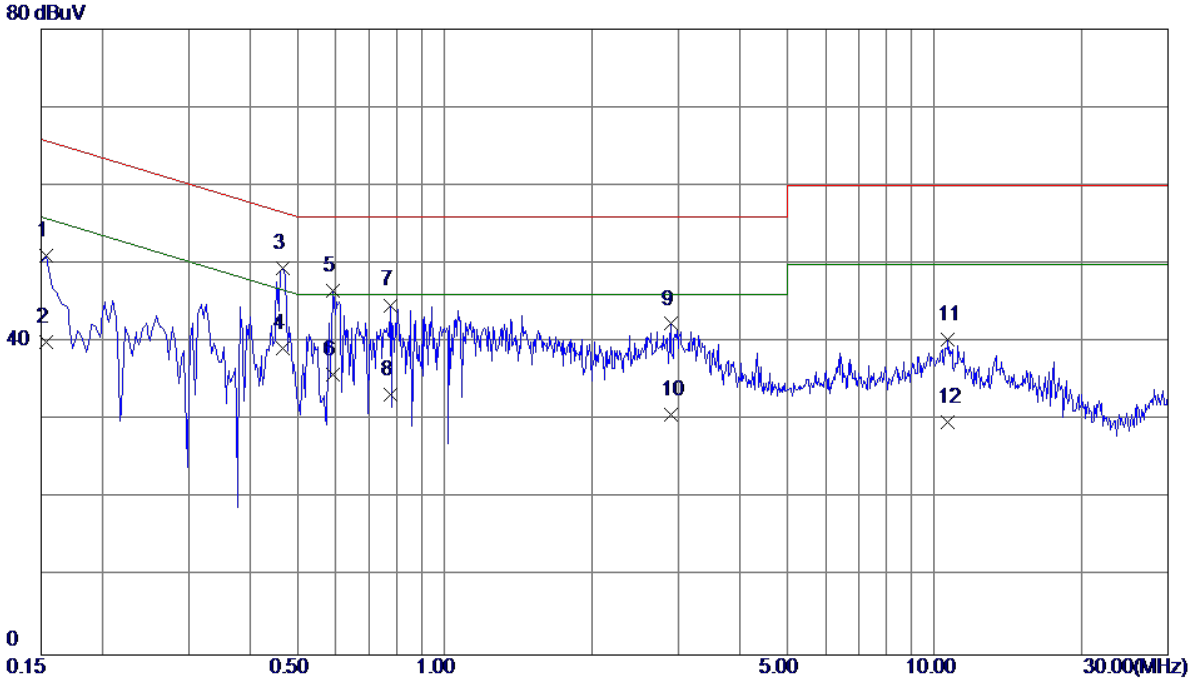

No.	Freq.	Reading Level	Correct Factor	Measure ment	Limit	Margin	
	MHz	dBuV	dB	dBuV	dBuV	dB	Detector
1	0.1539	41.58	9.50	51.08	65.79	-14.71	QP
2	0.1539	30.50	9.50	40.00	55.79	-15.79	AVG
3 *	0.4660	40.02	9.44	49.46	56.58	-7.12	QP
4	0.4660	29.80	9.44	39.24	46.58	-7.34	AVG
5	0.5899	37.12	9.44	46.56	56.00	-9.44	QP
6	0.5899	26.40	9.44	35.84	46.00	-10.16	AVG
7	0.7740	35.20	9.52	44.72	56.00	-11.28	QP
8	0.7740	23.80	9.52	33.32	46.00	-12.68	AVG
9	2.8940	32.53	9.79	42.32	56.00	-13.68	QP
10	2.8940	20.90	9.79	30.69	46.00	-15.31	AVG
11	10.6700	30.02	10.32	40.34	60.00	-19.66	QP
12	10.6700	19.50	10.32	29.82	50.00	-20.18	AVG

EUT	Smart Phone	Model Name	WAS-LX1
Temperature	24°C	Relative Humidity	60%
Test Voltage	AC 120V/60Hz	Phase	Line
Test Mode	Adapter+Traffic (LTE)		
Note	Adapter:Salcomp+USB Cable:Luxshare+Battery:Sunwoda(ALT)		
Test Engineer	Kevin Li		

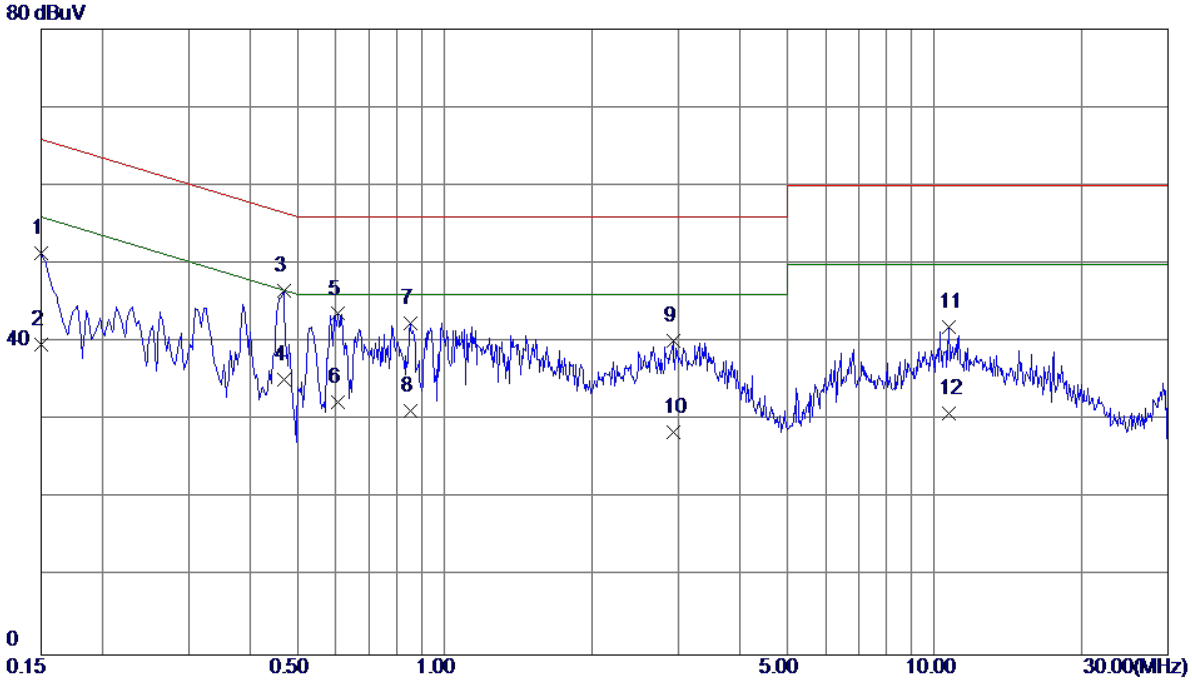

No.	Freq.	Reading Level	Correct Factor	Measure ment	Limit	Margin	
	MHz	dBuV	dB	dBuV	dBuV	dB	Detector
1	0.1500	41.88	9.52	51.40	66.00	-14.60	QP
2	0.1500	30.20	9.52	39.72	56.00	-16.28	AVG
3 *	0.4700	36.96	9.61	46.57	56.51	-9.94	QP
4	0.4700	25.60	9.61	35.21	46.51	-11.30	AVG
5	0.6060	33.96	9.64	43.60	56.00	-12.40	QP
6	0.6060	22.70	9.64	32.34	46.00	-13.66	AVG
7	0.8500	32.69	9.75	42.44	56.00	-13.56	QP
8	0.8500	21.50	9.75	31.25	46.00	-14.75	AVG
9	2.9300	30.03	10.09	40.12	56.00	-15.88	QP
10	2.9300	18.40	10.09	28.49	46.00	-17.51	AVG
11	10.7180	31.69	10.23	41.92	60.00	-18.08	QP
12	10.7180	20.60	10.23	30.83	50.00	-19.17	AVG

EUT	Smart Phone	Model Name	WAS-LX1
Temperature	24°C	Relative Humidity	60%
Test Voltage	AC 120V/60Hz	Phase	Neutral
Test Mode	Adapter+Traffic (LTE)		
Note	Adapter:Salcomp+USB Cable:Luxshare+Battery:Sunwoda(ALT)		
Test Engineer	Kevin Li		

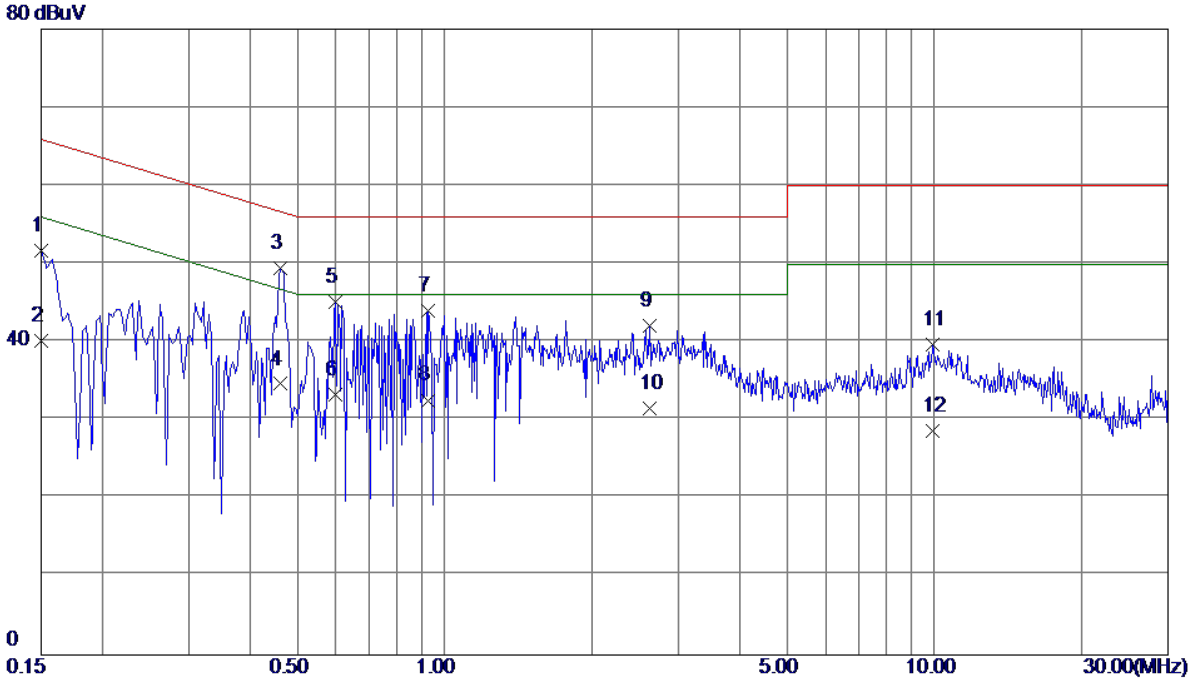

No.	Freq.	Reading Level	Correct Factor	Measure ment	Limit	Margin	
	MHz	dBuV	dB	dBuV	dBuV	dB	Detector
1	0.1500	42.14	9.52	51.66	66.00	-14.34	QP
2	0.1500	30.60	9.52	40.12	56.00	-15.88	AVG
3 *	0.4620	40.02	9.44	49.46	56.66	-7.20	QP
4	0.4620	25.20	9.44	34.64	46.66	-12.02	AVG
5	0.5980	35.70	9.44	45.14	56.00	-10.86	QP
6	0.5980	23.80	9.44	33.24	46.00	-12.76	AVG
7	0.9260	34.40	9.66	44.06	56.00	-11.94	QP
8	0.9260	22.90	9.66	32.56	46.00	-13.44	AVG
9	2.6180	32.34	9.79	42.13	56.00	-13.87	QP
10	2.6180	21.70	9.79	31.49	46.00	-14.51	AVG
11	9.9379	29.44	10.30	39.74	60.00	-20.26	QP
12	9.9379	18.30	10.30	28.60	50.00	-21.40	AVG

4.2 RADIATED EMISSION MEASUREMENT

4.2.1 LIMITS OF RADIATED EMISSION MEASUREMENT

Below 1 GHz
Measurement Method and Applied Limits:
ANSI C63.4:

Frequency (MHz)	Class A (at 10m)		Class B (at 3m)	
	(uV/m) Field strength	(dBuV/m) Field strength	(uV/m) Field strength	(dBuV/m) Field strength
30 - 88	90	39	100	40
88 - 216	150	43.5	150	43.5
216 - 960	210	46.4	200	46
Above 960	300	49.5	500	54

Above 1 GHz
Measurement Method and Applied Limits:
ANSI C63.4:

Frequency (MHz)	Class A				Class B	
	(dBuV/m) (at 3m)		(dBuV/m) (at 10m)		(dBuV/m) (at 3m)	
	Peak	Average	Peak	Average	Peak	Average
Above 1000	80	60	69.5	49.5	74	54

FREQUENCY RANGE OF RADIATED MEASUREMENT (FOR UNINTENTIONAL RADIATORS)

Highest frequency generated or Upper frequency of measurement used in the device or on which the device operates or tunes (MHz)	Range (MHz)
Below 1.705	30
1.705 - 108	1000
108 - 500	2000
500 - 1000	5000
Above 1000	5th harmonic of the highest frequency or 40 GHz, whichever is lower

NOTE:
(1) The limit for radiated test was performed according to as following:
FCC Part 15, Subpart B
(2) The tighter limit applies at the band edges.
(3) Emission level (dBuV/m) = 20log Emission level (uV/m).
3m Emission level = 10m Emission level + 20log(10m/3m).
(4) The test result calculated as following:
Measurement Value = Reading Level + Correct Factor
Correct Factor = Antenna Factor + Cable Loss - Amplifier Gain(if use)
Margin Level = Measurement Value - Limit Value

4.2.2 MEASUREMENT INSTRUMENTS LIST

Item	Kind of Equipment	Manufacturer	Type No.	Serial No.	Calibrated until
1	Measurement Software	Farad	EZ-EMC Ver.NB-03A1-01	N/A	N/A
2	Amplifier	Agilent	8449B	3008A02274	Mar. 10, 2017
3	Receiver	Agilent	N9038A	MY52130039	Sep. 04, 2017
4	Antenna	EM	EM-6876-1	230	Jul. 08, 2017
5	Controller	CT	SC100	N/A	N/A
6	Controller	MF	MF-7802	MF780208416	N/A
7	Cable	emci	EMC104-SM-SM-12000(12 m)	N/A	Jul. 06, 2017
8	Double Ridged Guide Antenna	ETS	3115	00075789	Mar. 27, 2017
9	Broad-Band Horn Antenna	Schwarzbeck	BBHA 9170	9170319	Apr. 23, 2017
10	Microwave Preamplifier With Adaptor	EMC INSTRUMENT	EMC2654045	980039 & HA01	Mar. 27, 2017

Remark: “N/A” denotes no model name, serial no. or calibration specified.
All calibration period of equipment list is one year.

4.2.3 TEST PROCEDURE

a. The measuring distance of 3 m shall be used for measurements. The EUT was placed on the top of a rotating table 0.8 meter above the ground at a 3 meter semi-anechoic chamber. The table was rotated 360 degrees to determine the position of the highest radiation.(below 1GHz)
b. The measuring distance of 3 m shall be used for measurements. The EUT was placed on the top of a rotating table 0.8 meter above the ground at a 3 meter semi-anechoic chamber. The table was rotated 360 degrees to determine the position of the highest radiation.(above 1GHz)
c. The height of the equipment or of the substitution antenna shall be 0.8 m, the height of the test antenna shall vary between 1 m to 4 m. Both horizontal and vertical polarizations of the antenna are set to make the measurement.
d. For each suspected emission, the EUT was arranged to its worst case and then the antenna was tuned to heights find the maximum reading (used Bore sight function).
e. The receiver system was set to peak and average detect function and specified bandwidth with maximum hold mode when the test frequency is above 1GHz.
f. The initial step in collecting radiated emission data is a receiver peak detector mode pre-scanning the measurement frequency range. Significant peaks are then marked and then Quasi Peak detector mode re-measured.
g. All readings are Peak unless otherwise stated QP in column of Note. Peak denotes that the Peak reading compliance with the QP Limits and then QP Mode measurement didn‘t perform. (below 1GHz)
h. All readings are Peak Mode value unless otherwise stated AVG in column of Note. If the Peak Mode Measured value compliance with the Peak Limits and lower than AVG Limits, the EUT shall be deemed to meet both Peak & AVG Limits and then only Peak Mode was measured, but AVG Mode didn‘t perform. (above 1GHz)
i. For the actual test configuration, please refer to the related Item - Block Diagram of system tested (please refer to 3.3).
   Note:
   For measurement of frequency 1GHz -26.5GHz, the EUT was set 3 meters away from the receiver antenna.
   Emission level (dBuV/m)=20log Emission level (uV/m).
   The limits above 18GHz shall be extrapolated to the specified distance using an extrapolation factor of 20dB/decade from 3m to 1m
   Distance extrapolation factor = 20 log (3m/1m) dB ;
   Limit line = specific limits (dBuV) + 9.5 dB.

4.2.4 DEVIATION FROM TEST STANDARD

No deviation

4.2.5 TEST SETUP

(A) Radiated Emission Test Set-Up Frequency Below 1 GHz

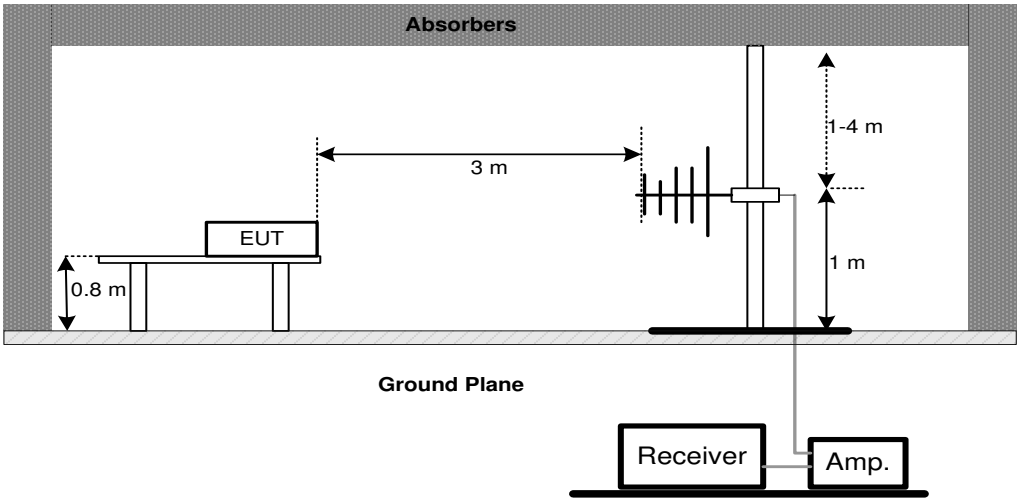

(B) Radiated Emission Test Set-Up Frequency 1 GHz

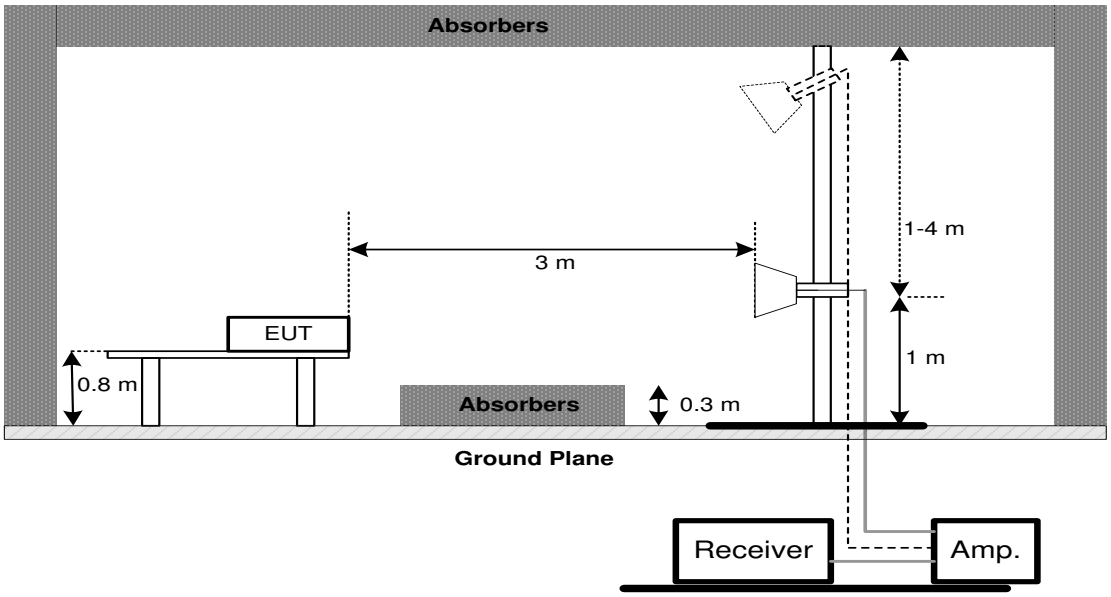

4.2.6 TEST RESULTS-BELOW 1GHZ

Remark：

(1) All readings are Peak unless otherwise stated QP in column of『Note』. Peak denotes that the Peak reading compliance with the QP Limits and then QP Mode measurement didn't perform。

(2) Measuring frequency range from 30MHz to 1000MHz。

(3) If the peak scan value lower limit more than 20dB, then this signal data does not show in table。

EUT	Smart Phone	Model Name	WAS-LX1
Temperature	25°C	Relative Humidity	60%
Test Voltage	AC 120V/60Hz	Polarization	Vertical
Test Mode	USB copy(EUT with PC)+Idle+ Earphone		
Note	USB Cable:Foxconn+Battery:DESAY(LG)+Earphone:QUANCHENG		
Test Engineer	Kevin Li		

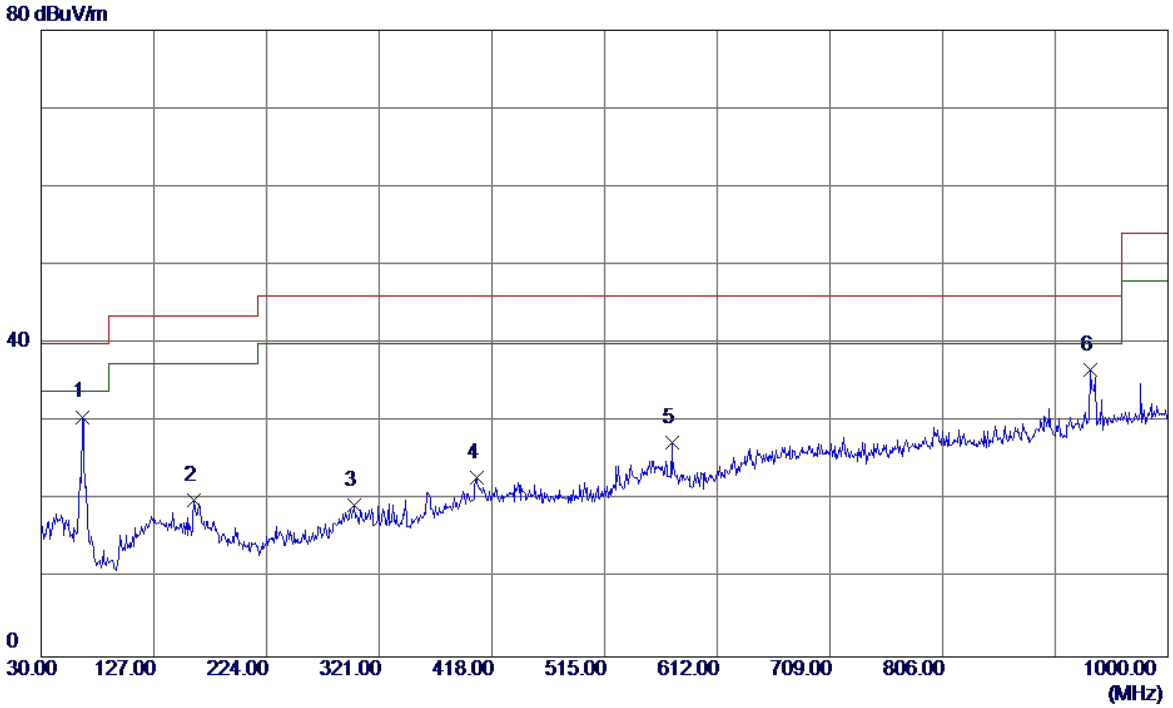

No.	Freq.	Reading Level	Correct Factor	Measure ment	Limit	Margin	
	MHz	dBuV/m	dB	dBuV/m	dBuV/m	dB	Detector
1 *	65.4050	44.50	-13.86	30.64	40.00	-9.36	QP
2	161.9200	32.21	-12.20	20.01	43.50	-23.49	QP
3	299.6600	29.31	-9.94	19.37	46.00	-26.63	QP
4	404.9050	30.00	-7.19	22.81	46.00	-23.19	QP
5	572.7150	32.05	-4.62	27.43	46.00	-18.57	QP
6	933.5550	33.92	2.70	36.62	46.00	-9.38	QP

EUT	Smart Phone	Model Name	WAS-LX1
Temperature	25°C	Relative Humidity	60%
Test Voltage	AC 120V/60Hz	Polarization	Horizontal
Test Mode	USB copy(EUT with PC)+Idle+ Earphone		
Note	USB Cable:Foxconn+Battery:DESAY(LG)+Earphone:QUANCHENG		
Test Engineer	Kevin Li		

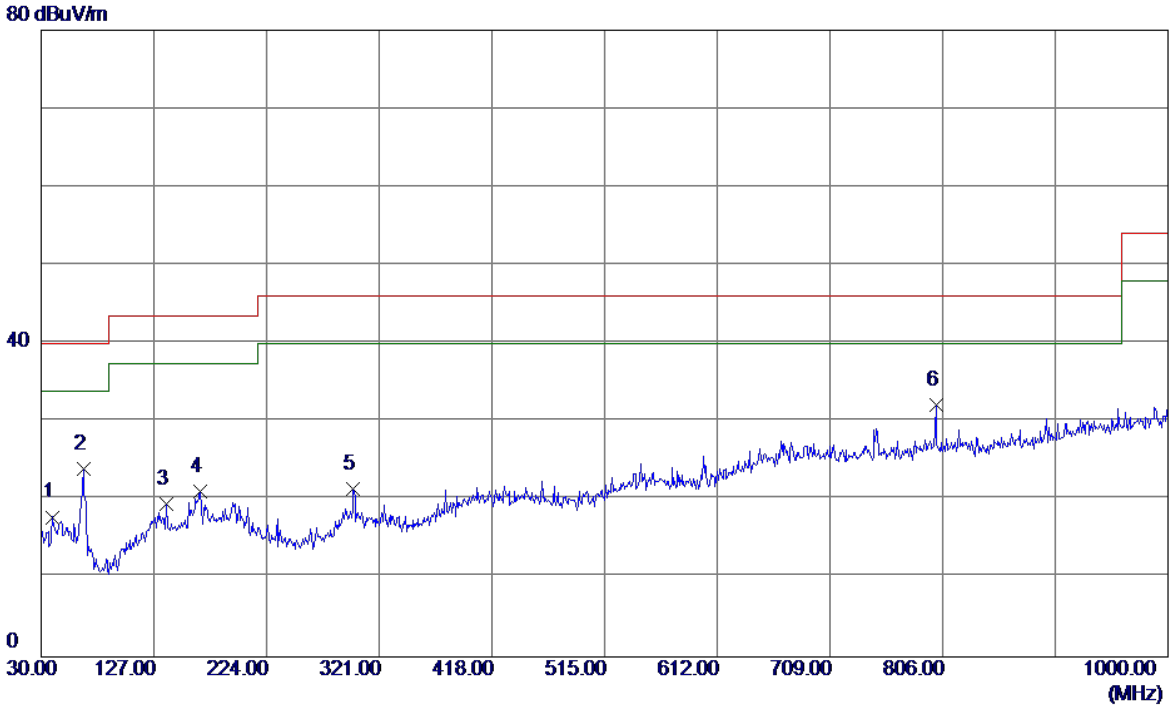

No.	Freq.	Reading Level	Correct Factor	Measure ment	Limit	Margin	
	MHz	dBuV/m	dB	dBuV/m	dBuV/m	dB	Detector
1	39.7000	30.40	-12.56	17.84	40.00	-22.16	QP
2	66.3750	38.19	-14.15	24.04	40.00	-15.96	QP
3	137.6700	31.29	-11.71	19.58	43.50	-23.92	QP
4	166.7700	32.43	-11.30	21.13	43.50	-22.37	QP
5	298.6900	31.39	-9.95	21.44	46.00	-24.56	QP
6 *	800.1800	31.48	0.61	32.09	46.00	-13.91	QP

EUT	Smart Phone	Model Name	WAS-LX1
Temperature	25°C	Relative Humidity	60%
Test Voltage	AC 120V/60Hz	Polarization	Vertical
Test Mode	USB copy(EUT with PC)+Idle+ Earphone		
Note	USB Cable:CONNREX+Battery:Sunwoda(ALT)+Earphone:MERRY		
Test Engineer	Kevin Li		

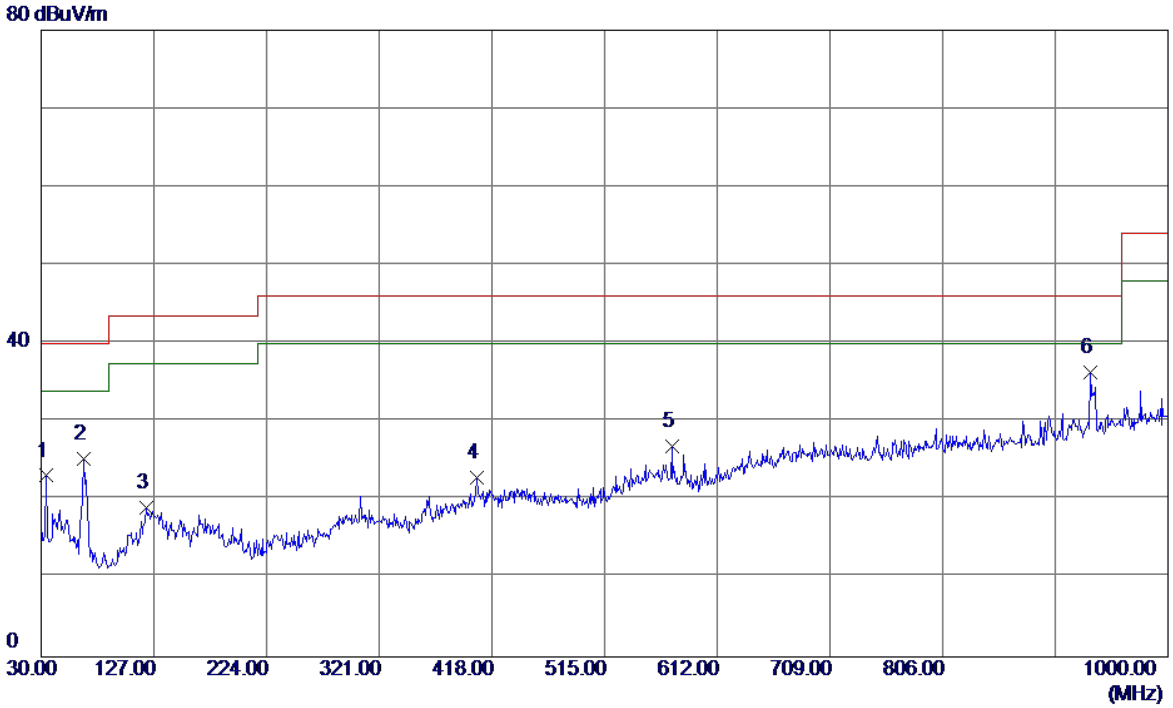

No.	Freq.	Reading Level	Correct Factor	Measure ment	Limit	Margin	
	MHz	dBuV/m	dB	dBuV/m	dBuV/m	dB	Detector
1	34.3650	36.63	-13.51	23.12	40.00	-16.88	QP
2	66.3750	39.38	-14.15	25.23	40.00	-14.77	QP
3	120.6950	31.58	-12.50	19.08	43.50	-24.42	QP
4	405.3900	30.09	-7.19	22.90	46.00	-23.10	QP
5	572.7150	31.53	-4.62	26.91	46.00	-19.09	QP
6 *	933.5550	33.63	2.70	36.33	46.00	-9.67	QP

EUT	Smart Phone	Model Name	WAS-LX1
Temperature	25°C	Relative Humidity	60%
Test Voltage	AC 120V/60Hz	Polarization	Horizontal
Test Mode	USB copy(EUT with PC)+Idle+ Earphone		
Note	USB Cable:CONNREX+Battery:Sunwoda(ALT)+Earphone:MERRY		
Test Engineer	Kevin Li		

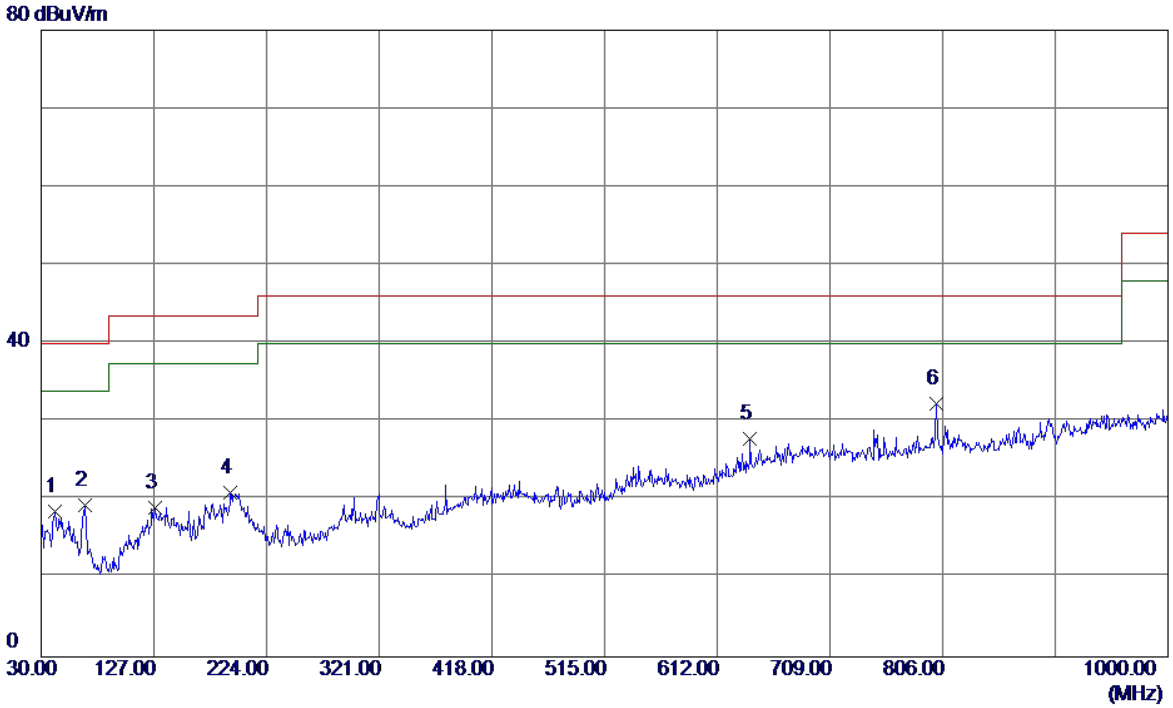

No.	Freq.	Reading Level	Correct Factor	Measure ment	Limit	Margin	
	MHz	dBuV/m	dB	dBuV/m	dBuV/m	dB	Detector
1	41.6400	30.78	-12.17	18.61	40.00	-21.39	QP
2	67.8300	33.87	-14.58	19.29	40.00	-20.71	QP
3	127.9700	30.54	-11.44	19.10	43.50	-24.40	QP
4	192.9600	34.29	-13.33	20.96	43.50	-22.54	QP
5	640.1300	30.14	-2.31	27.83	46.00	-18.17	QP
6 *	800.1800	31.68	0.61	32.29	46.00	-13.71	QP

EUT	Smart Phone	Model Name	WAS-LX1
Temperature	25°C	Relative Humidity	60%
Test Voltage	AC 120V/60Hz	Polarization	Vertical
Test Mode	USB copy(EUT with PC)+Idle+ Earphone		
Note	USB Cable:PANG+Battery:Desay(LG)+Earphone:GoerTek		
Test Engineer	Kevin Li		

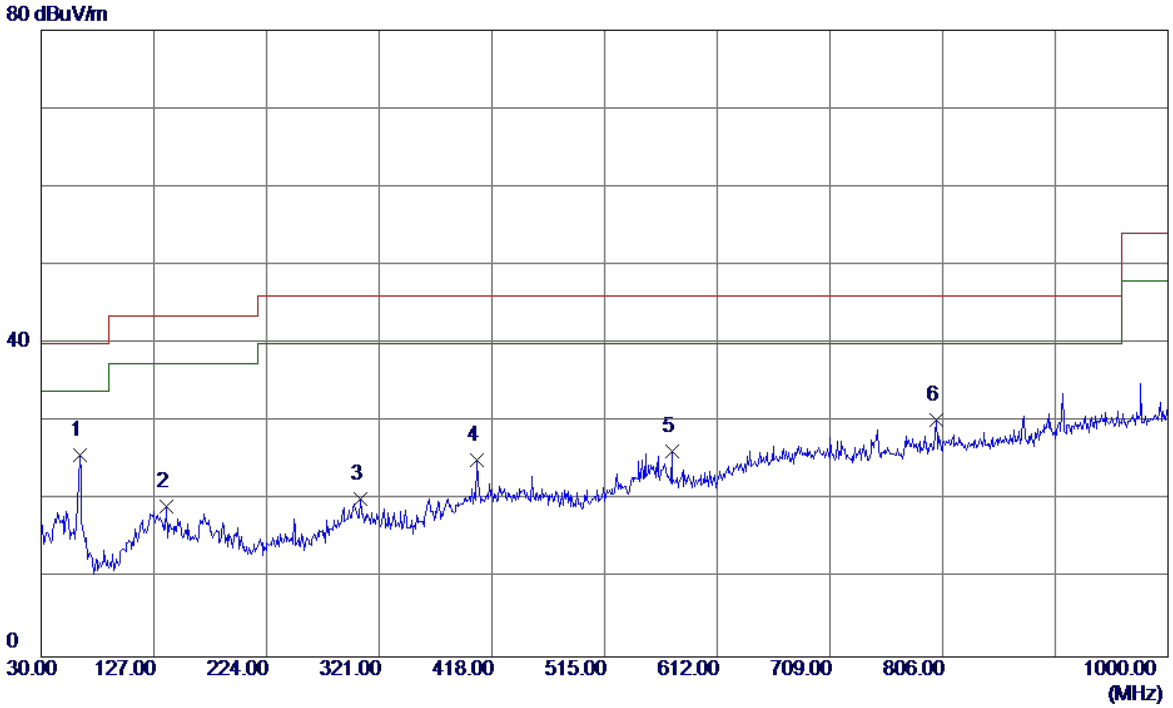

No.	Freq.	Reading Level	Correct Factor	Measure ment	Limit	Margin	
	MHz	dBuV/m	dB	dBuV/m	dBuV/m	dB	Detector
1 *	63.4650	39.72	-13.90	25.82	40.00	-14.18	QP
2	137.6700	30.97	-11.71	19.26	43.50	-24.24	QP
3	304.9950	30.11	-10.02	20.09	46.00	-25.91	QP
4	404.9050	32.31	-7.19	25.12	46.00	-20.88	QP
5	572.7150	30.79	-4.62	26.17	46.00	-19.83	QP
6	800.1800	29.70	0.61	30.31	46.00	-15.69	QP

EUT	Smart Phone	Model Name	WAS-LX1
Temperature	25°C	Relative Humidity	60%
Test Voltage	AC 120V/60Hz	Polarization	Horizontal
Test Mode	USB copy(EUT with PC)+Idle+ Earphone		
Note	USB Cable:PANG+Battery:Desay(LG)+Earphone:GoerTek		
Test Engineer	Kevin Li		

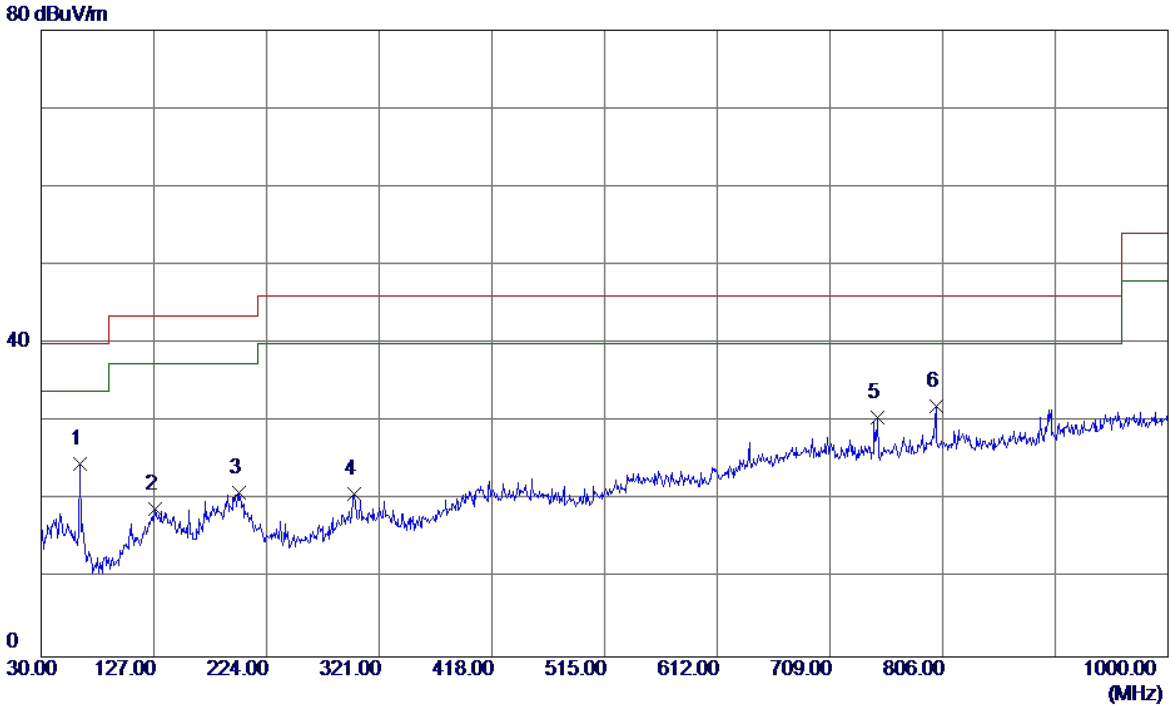

No.	Freq.	Reading Level	Correct Factor	Measure ment	Limit	Margin	
	MHz	dBuV/m	dB	dBuV/m	dBuV/m	dB	Detector
1	62.9800	38.65	-13.95	24.70	40.00	-15.30	QP
2	127.9700	30.29	-11.44	18.85	43.50	-24.65	QP
3	200.7200	34.58	-13.67	20.91	43.50	-22.59	QP
4	299.6600	30.81	-9.94	20.87	46.00	-25.13	QP
5	749.7400	31.40	-0.87	30.53	46.00	-15.47	QP
6 *	800.1800	31.33	0.61	31.94	46.00	-14.06	QP

EUT	Smart Phone	Model Name	WAS-LX1
Temperature	25°C	Relative Humidity	60%
Test Voltage	AC 120V/60Hz	Polarization	Vertical
Test Mode	USB copy(EUT with PC)+Idle+ Earphone		
Note	USB Cable:Luxshare+Battery:Sunwoda(ALT)+Earphone:Lianchuang		
Test Engineer	Kevin Li		

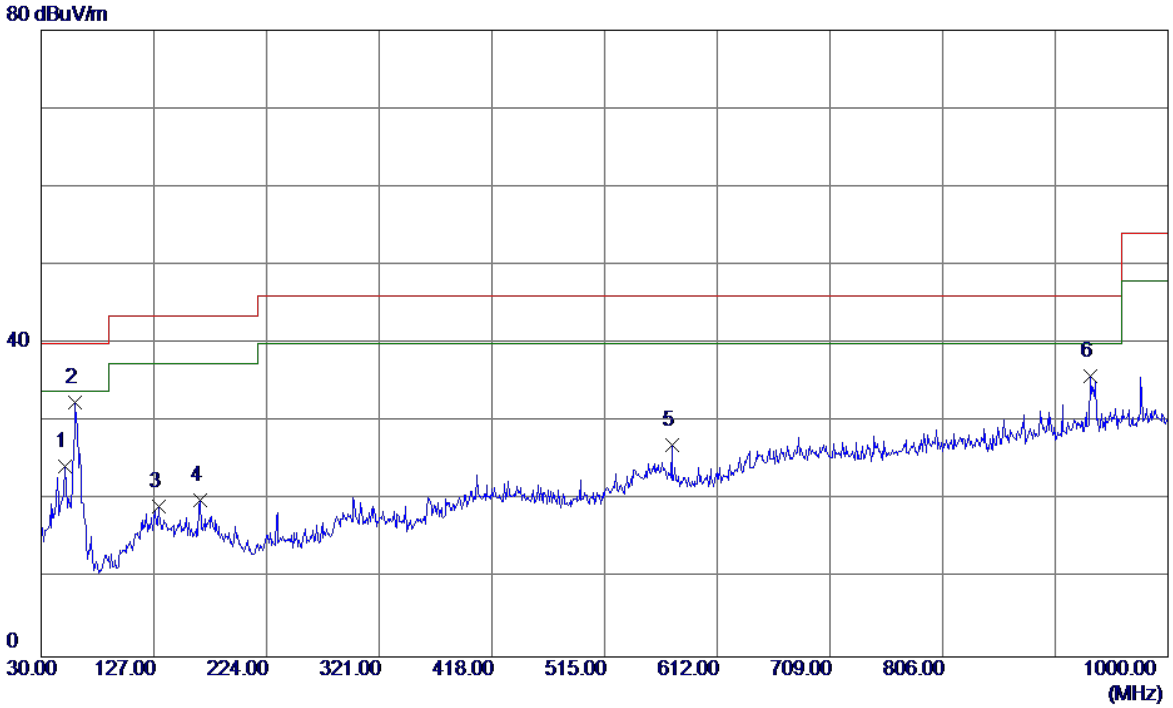

No.	Freq.	Reading Level	Correct Factor	Measure ment	Limit	Margin	
	MHz	dBuV/m	dB	dBuV/m	dBuV/m	dB	Detector
1	50.8550	36.59	-12.24	24.35	40.00	-15.65	QP
2 *	59.5850	46.41	-13.94	32.47	40.00	-7.53	QP
3	130.8800	30.37	-11.21	19.16	43.50	-24.34	QP
4	166.7700	31.32	-11.30	20.02	43.50	-23.48	QP
5	572.7150	31.59	-4.62	26.97	46.00	-19.03	QP
6	933.5550	33.15	2.70	35.85	46.00	-10.15	QP

EUT	Smart Phone	Model Name	WAS-LX1
Temperature	25°C	Relative Humidity	60%
Test Voltage	AC 120V/60Hz	Polarization	Horizontal
Test Mode	USB copy(EUT with PC)+Idle+ Earphone		
Note	USB Cable:Luxshare+Battery:Sunwoda(ALT)+Earphone:Lianchuang		
Test Engineer	Kevin Li		

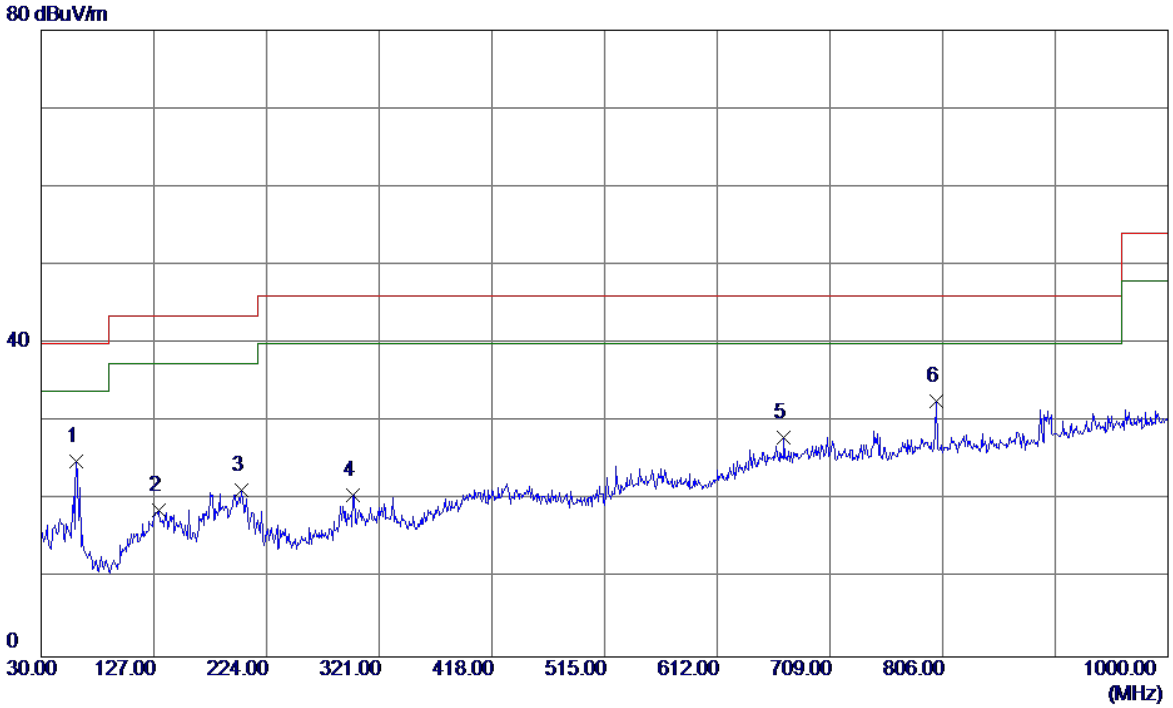

No.	Freq.	Reading Level	Correct Factor	Measure ment	Limit	Margin	
	MHz	dBuV/m	dB	dBuV/m	dBuV/m	dB	Detector
1	60.5550	39.14	-14.21	24.93	40.00	-15.07	QP
2	131.3650	29.90	-11.24	18.66	43.50	-24.84	QP
3	202.1750	35.06	-13.74	21.32	43.50	-22.18	QP
4	298.6900	30.60	-9.95	20.65	46.00	-25.35	QP
5	669.2300	29.24	-1.29	27.95	46.00	-18.05	QP
6 *	800.1800	32.09	0.61	32.70	46.00	-13.30	QP

EUT	Smart Phone	Model Name	WAS-LX1
Temperature	25°C	Relative Humidity	60%
Test Voltage	AC 120V/60Hz	Polarization	Vertical
Test Mode	Adapter+Idle+BT+2.4G WIFI+GPS+Camera on+Earphone		
Note	Adapter:BYD+USB Cable:Luxshare+Battery:Sunwoda(ALT)+Earphone:Lianchuang		
Test Engineer	Kevin Li		

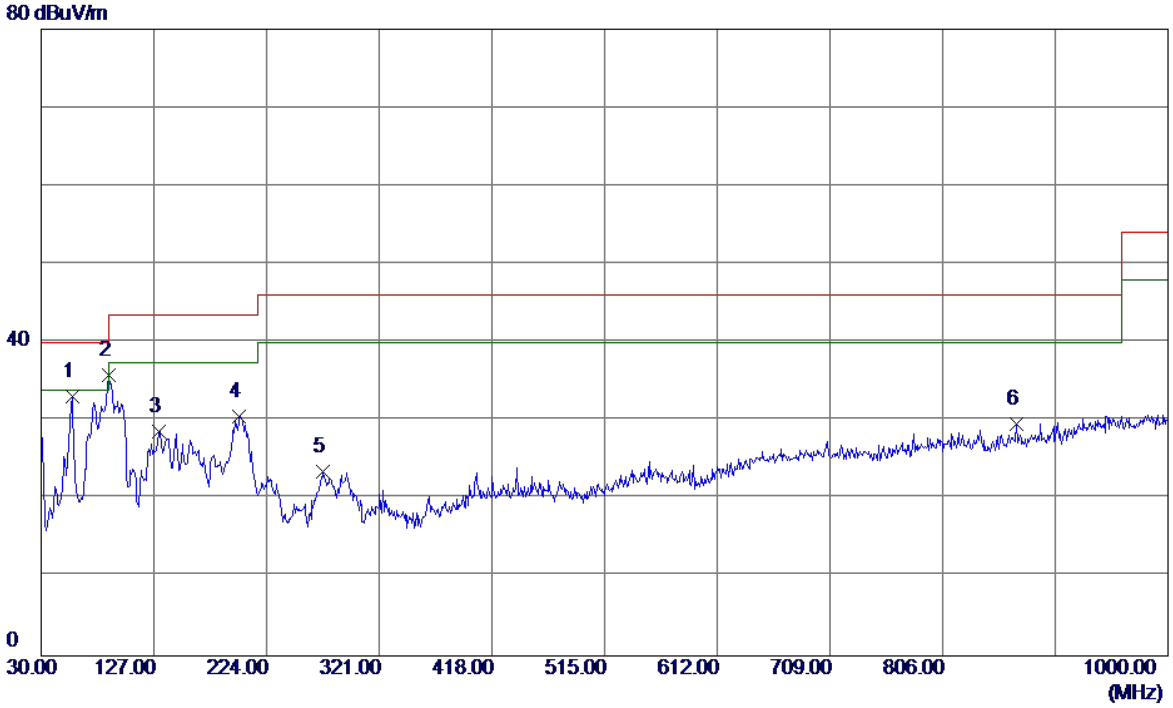

No.	Freq.	Reading Level	Correct Factor	Measure ment	Limit	Margin	
	MHz	dBuV/m	dB	dBuV/m	dBuV/m	dB	Detector
1	56.6750	45.76	-12.62	33.14	40.00	-6.86	QP
2 *	87.7149	52.18	-16.32	35.86	40.00	-4.14	QP
3	131.3650	39.94	-11.24	28.70	43.50	-14.80	QP
4	200.7200	44.27	-13.67	30.60	43.50	-12.90	QP
5	272.5000	35.43	-11.98	23.45	46.00	-22.55	QP
6	870.0200	28.54	1.03	29.57	46.00	-16.43	QP

EUT	Smart Phone	Model Name	WAS-LX1
Temperature	25°C	Relative Humidity	60%
Test Voltage	AC 120V/60Hz	Polarization	Horizontal
Test Mode	Adapter+Idle+BT+2.4G WIFI+GPS+Camera on+Earphone		
Note	Adapter:BYD+USB Cable:Luxshare+Battery:Sunwoda(ALT)+Earphone:Lianchuang		
Test Engineer	Kevin Li		

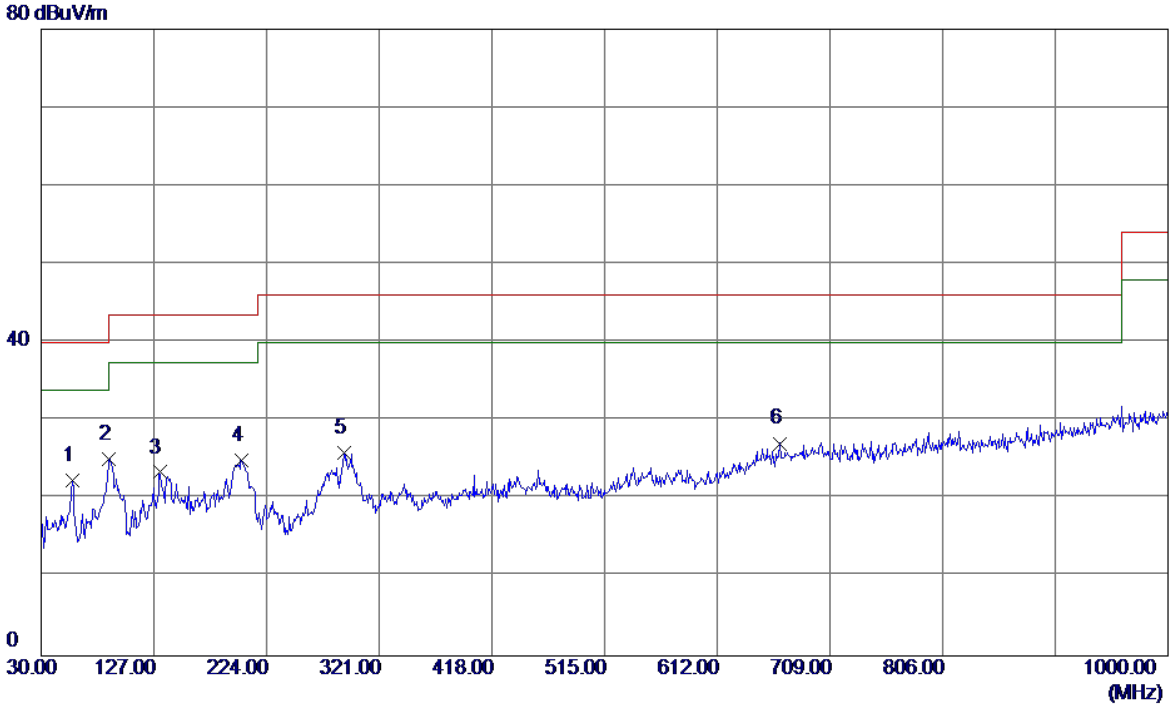

No.	Freq.	Reading Level	Correct Factor	Measure ment	Limit	Margin	
	MHz	dBuV/m	dB	dBuV/m	dBuV/m	dB	Detector
1 *	56.6750	35.07	-12.62	22.45	40.00	-17.55	QP
2	88.6850	41.52	-16.36	25.16	43.50	-18.34	QP
3	131.8500	34.72	-11.28	23.44	43.50	-20.06	QP
4	202.6600	38.72	-13.76	24.96	43.50	-18.54	QP
5	290.4450	35.85	-9.98	25.87	46.00	-20.13	QP
6	665.8350	28.48	-1.36	27.12	46.00	-18.88	QP

EUT	Smart Phone	Model Name	WAS-LX1
Temperature	25°C	Relative Humidity	60%
Test Voltage	AC 120V/60Hz	Polarization	Vertical
Test Mode	Adapter+Idle+BT+2.4G WIFI+GPS+Camera on+Earphone		
Note	Adapter:Salcomp+USB Cable:Luxshare+Battery:Sunwoda(ALT)+Earphone:Lianchuang		
Test Engineer	Kevin Li		

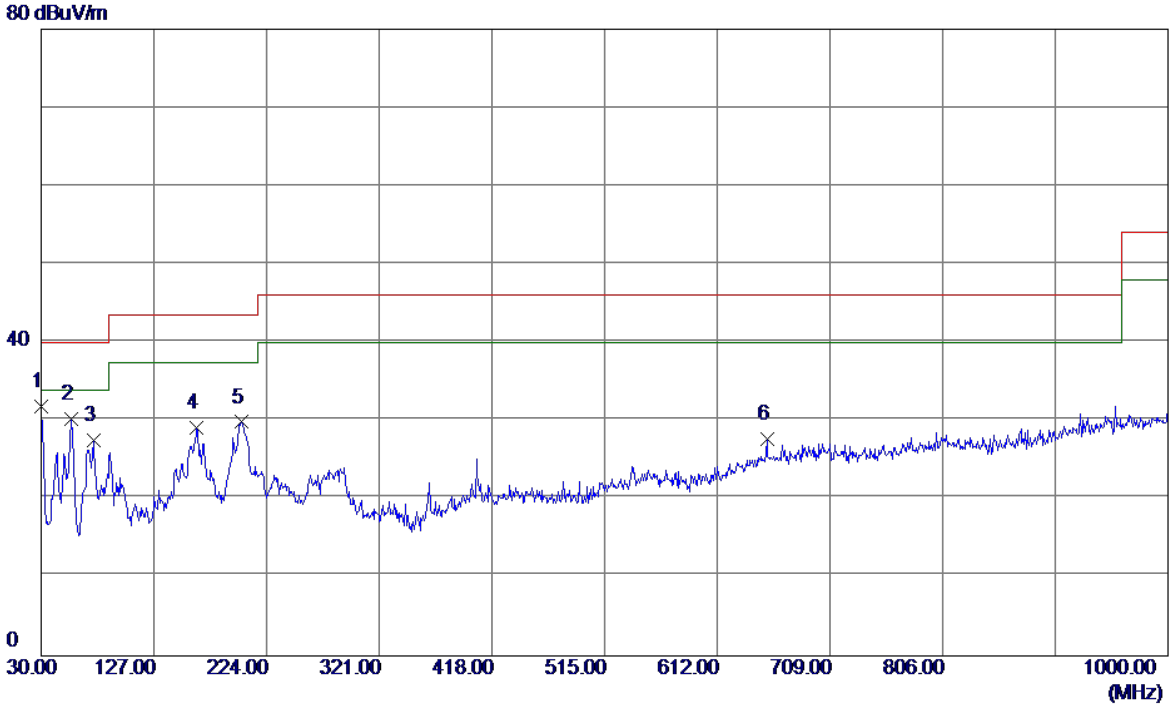

No.	Freq.	Reading Level	Correct Factor	Measure ment	Limit	Margin	
	MHz	dBuV/m	dB	dBuV/m	dBuV/m	dB	Detector
1 *	30.0000	44.62	-12.80	31.82	40.00	-8.18	QP
2	56.1900	42.82	-12.60	30.22	40.00	-9.78	QP
3	75.1050	43.71	-16.20	27.51	40.00	-12.49	QP
4	163.8600	40.89	-11.84	29.05	43.50	-14.45	QP
5	202.1750	43.58	-13.74	29.84	43.50	-13.66	QP
6	655.1650	29.32	-1.58	27.74	46.00	-18.26	QP

EUT	Smart Phone	Model Name	WAS-LX1
Temperature	25°C	Relative Humidity	60%
Test Voltage	AC 120V/60Hz	Polarization	Horizontal
Test Mode	Adapter+Idle+BT+2.4G WIFI+GPS+Camera on+Earphone		
Note	Adapter:Salcomp+USB Cable:Luxshare+Battery:Sunwoda(ALT)+Earphone:Lianchuang		
Test Engineer	Kevin Li		

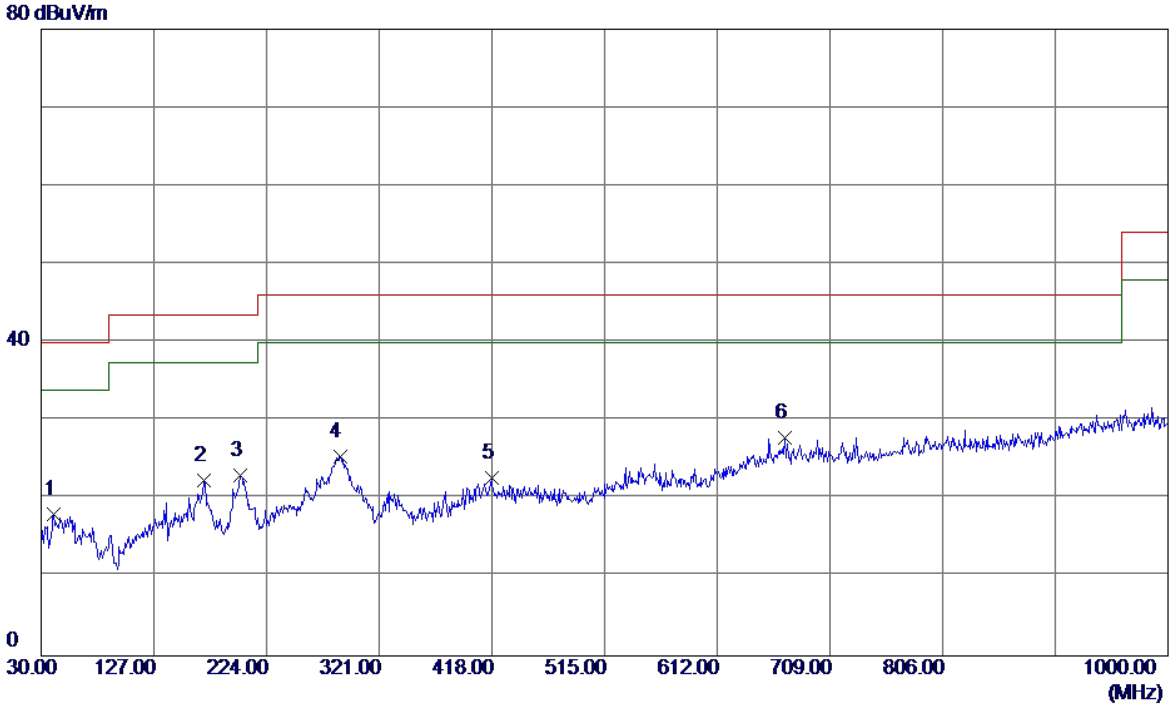

No.	Freq.	Reading Level	Correct Factor	Measure ment	Limit	Margin	
	MHz	dBuV/m	dB	dBuV/m	dBuV/m	dB	Detector
1	40.6699	30.51	-12.38	18.13	40.00	-21.87	QP
2	169.6799	33.12	-10.76	22.36	43.50	-21.14	QP
3	201.6900	36.73	-13.72	23.01	43.50	-20.49	QP
4	287.0500	35.92	-10.49	25.43	46.00	-20.57	QP
5	417.5150	29.83	-7.16	22.67	46.00	-23.33	QP
6 *	670.2000	29.17	-1.27	27.90	46.00	-18.10	QP

EUT	Smart Phone	Model Name	WAS-LX1
Temperature	25°C	Relative Humidity	60%
Test Voltage	AC 120V/60Hz	Polarization	Vertical
Test Mode	Adapter+Idle+BT+5G WIFI+GPS+Camera on+Earphone		
Note	Adapter:BYD+USB Cable:Luxshare+Battery:Sunwoda(ALT)+Earphone:Lianchuang		
Test Engineer	Kevin Li		

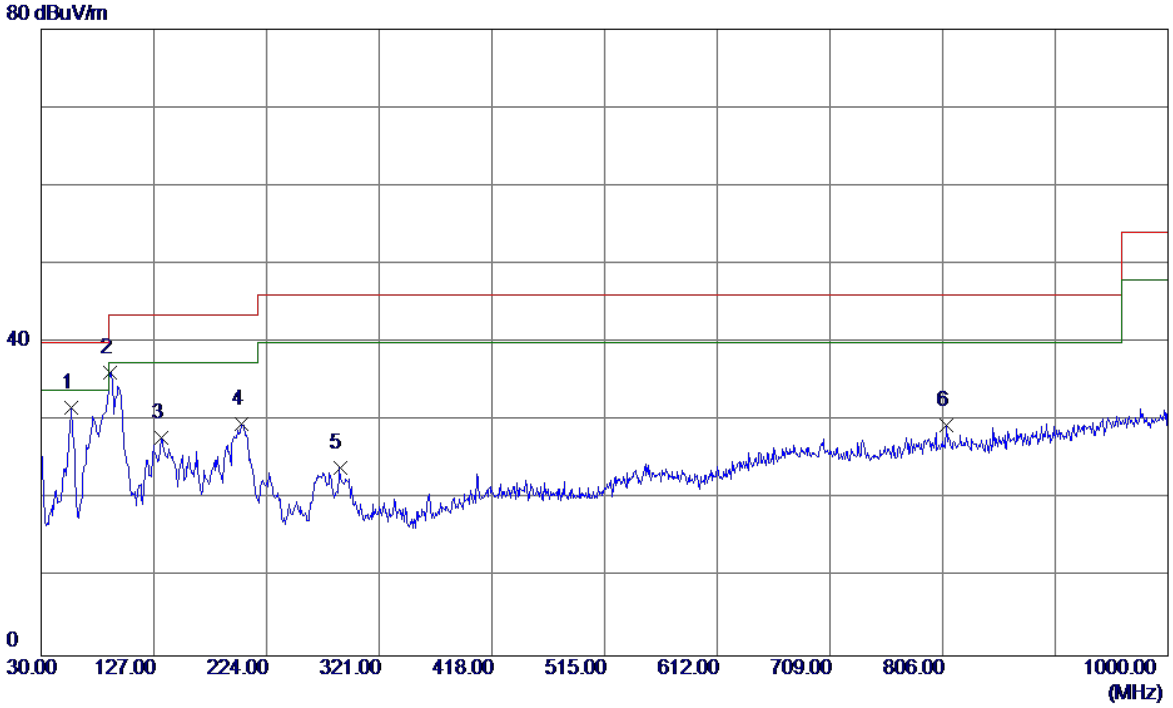

No.	Freq.	Reading Level	Correct Factor	Measure ment	Limit	Margin	
	MHz	dBuV/m	dB	dBuV/m	dBuV/m	dB	Detector
1	56.1900	44.21	-12.60	31.61	40.00	-8.39	QP
2 *	89.6550	52.59	-16.39	36.20	43.50	-7.30	QP
3	133.3049	39.26	-11.38	27.88	43.50	-15.62	QP
4	202.1750	43.31	-13.74	29.57	43.50	-13.93	QP
5	287.0500	34.42	-10.49	23.93	46.00	-22.07	QP
6	809.3950	28.84	0.61	29.45	46.00	-16.55	QP

EUT	Smart Phone	Model Name	WAS-LX1
Temperature	25°C	Relative Humidity	60%
Test Voltage	AC 120V/60Hz	Polarization	Horizontal
Test Mode	Adapter+Idle+BT+5G WIFI+GPS+Camera on+Earphone		
Note	Adapter:BYD+USB Cable:Luxshare+Battery:Sunwoda(ALT)+Earphone:Lianchuang		
Test Engineer	Kevin Li		

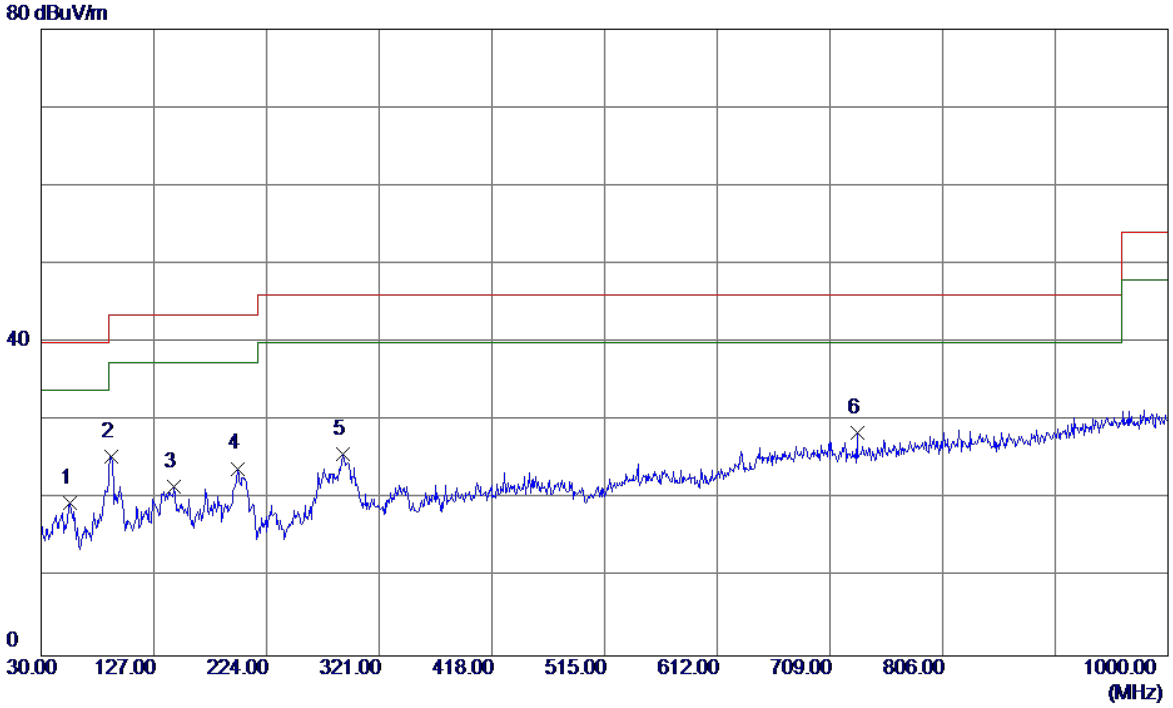

No.	Freq.	Reading Level	Correct Factor	Measure ment	Limit	Margin	
	MHz	dBuV/m	dB	dBuV/m	dBuV/m	dB	Detector
1	55.2200	31.90	-12.44	19.46	40.00	-20.54	QP
2	90.6250	41.76	-16.38	25.38	43.50	-18.12	QP
3	144.4600	33.42	-11.89	21.53	43.50	-21.97	QP
4	198.7800	37.51	-13.59	23.92	43.50	-19.58	QP
5	289.9600	35.79	-9.99	25.80	46.00	-20.20	QP
6 *	732.2800	29.22	-0.79	28.43	46.00	-17.57	QP

EUT	Smart Phone	Model Name	WAS-LX1
Temperature	25°C	Relative Humidity	60%
Test Voltage	AC 120V/60Hz	Polarization	Vertical
Test Mode	Adapter+Idle+Playing+Speaker		
Note	Adapter:BYD+USB Cable:Luxshare+Battery:Sunwoda(ALT)		
Test Engineer	Kevin Li		

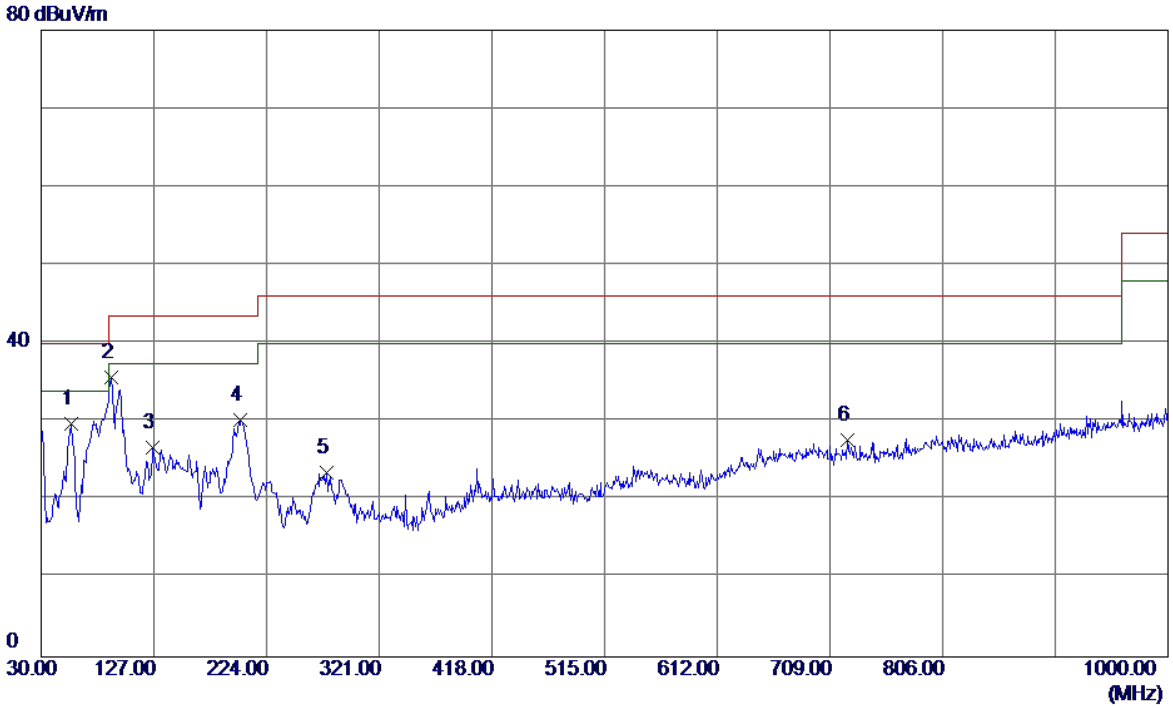

No.	Freq.	Reading Level	Correct Factor	Measure ment	Limit	Margin	
	MHz	dBuV/m	dB	dBuV/m	dBuV/m	dB	Detector
1	56.1900	42.40	-12.60	29.80	40.00	-10.20	QP
2 *	90.6250	52.01	-16.38	35.63	43.50	-7.87	QP
3	126.0300	38.45	-11.72	26.73	43.50	-16.77	QP
4	201.6900	43.95	-13.72	30.23	43.50	-13.27	QP
5	275.4100	35.41	-11.88	23.53	46.00	-22.47	QP
6	724.0349	28.50	-0.76	27.74	46.00	-18.26	QP

EUT	Smart Phone	Model Name	WAS-LX1
Temperature	25°C	Relative Humidity	60%
Test Voltage	AC 120V/60Hz	Polarization	Horizontal
Test Mode	Adapter+Idle+Playing+Speaker		
Note	Adapter:BYD+USB Cable:Luxshare+Battery:Sunwoda(ALT)		
Test Engineer	Kevin Li		

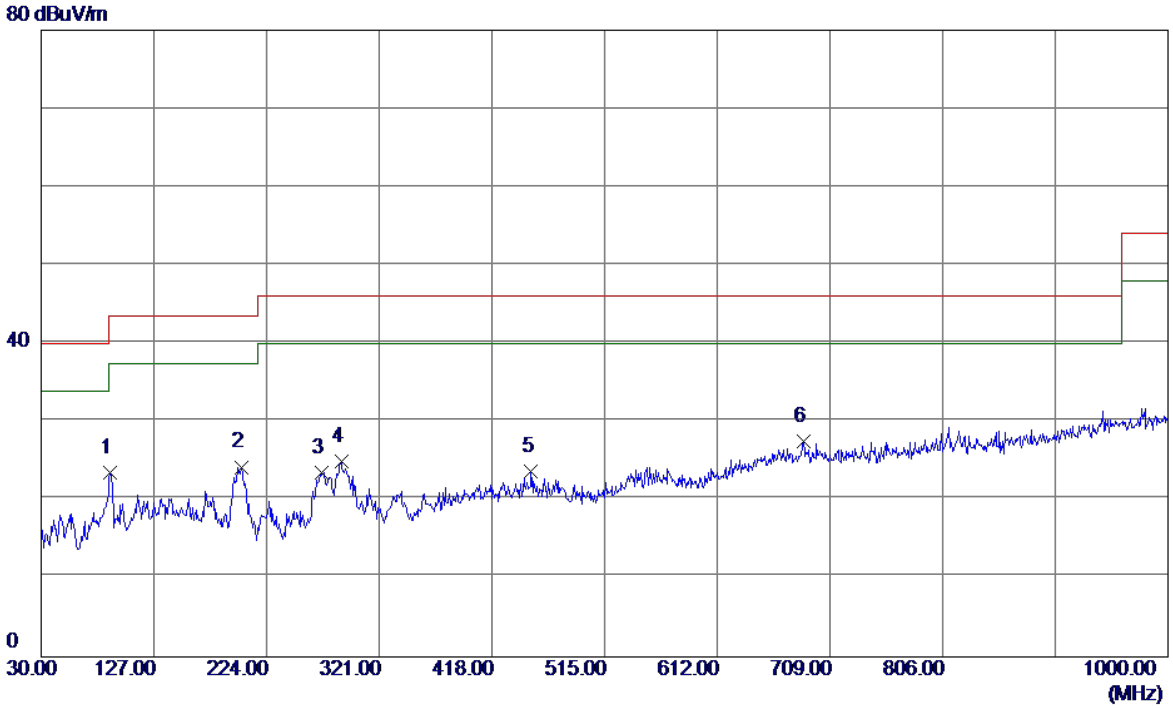

No.	Freq.	Reading Level	Correct Factor	Measure ment	Limit	Margin	
	MHz	dBuV/m	dB	dBuV/m	dBuV/m	dB	Detector
1	89.1700	39.95	-16.37	23.58	43.50	-19.92	QP
2	202.1750	37.98	-13.74	24.24	43.50	-19.26	QP
3	271.0450	35.59	-12.02	23.57	46.00	-22.43	QP
4	288.5050	35.14	-10.24	24.90	46.00	-21.10	QP
5	451.9500	30.71	-7.10	23.61	46.00	-22.39	QP
6 *	686.2050	28.39	-0.94	27.45	46.00	-18.55	QP

EUT	Smart Phone	Model Name	WAS-LX1
Temperature	25°C	Relative Humidity	60%
Test Voltage	AC 120V/60Hz	Polarization	Vertical
Test Mode	Adapter+Traffic (GSM)+ Earphone		
Note	Adapter:BYD+USB Cable:Luxshare+Battery:Sunwoda(ALT)+Earphone:Lianchuang		
Test Engineer	Kevin Li		

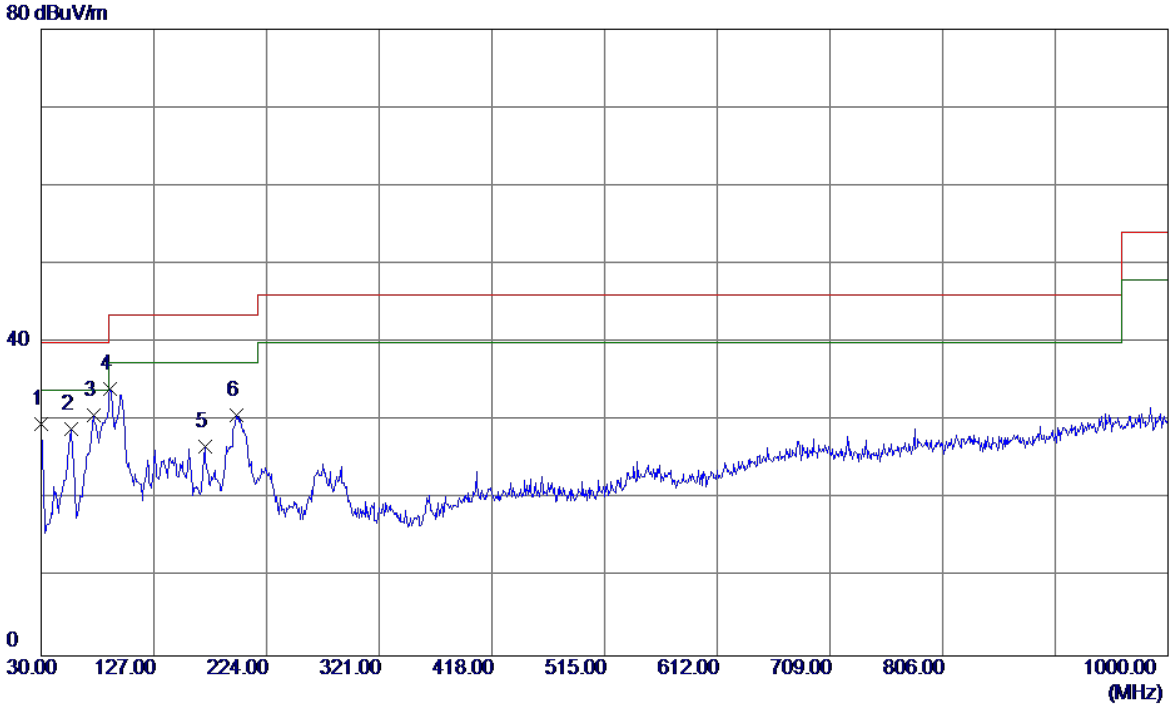

No.	Freq.	Reading Level	Correct Factor	Measure ment	Limit	Margin	
	MHz	dBuV/m	dB	dBuV/m	dBuV/m	dB	Detector
1	30.0000	42.39	-12.80	29.59	40.00	-10.41	QP
2	56.1900	41.60	-12.60	29.00	40.00	-11.00	QP
3 *	75.1050	46.90	-16.20	30.70	40.00	-9.30	QP
4	89.1700	50.52	-16.37	34.15	43.50	-9.35	QP
5	171.1350	37.60	-10.87	26.73	43.50	-16.77	QP
6	198.2950	44.31	-13.56	30.75	43.50	-12.75	QP

EUT	Smart Phone	Model Name	WAS-LX1
Temperature	25°C	Relative Humidity	60%
Test Voltage	AC 120V/60Hz	Polarization	Horizontal
Test Mode	Adapter+Traffic (GSM)+ Earphone		
Note	Adapter:BYD+USB Cable:Luxshare+Battery:Sunwoda(ALT)+Earphone:Lianchuang		
Test Engineer	Kevin Li		

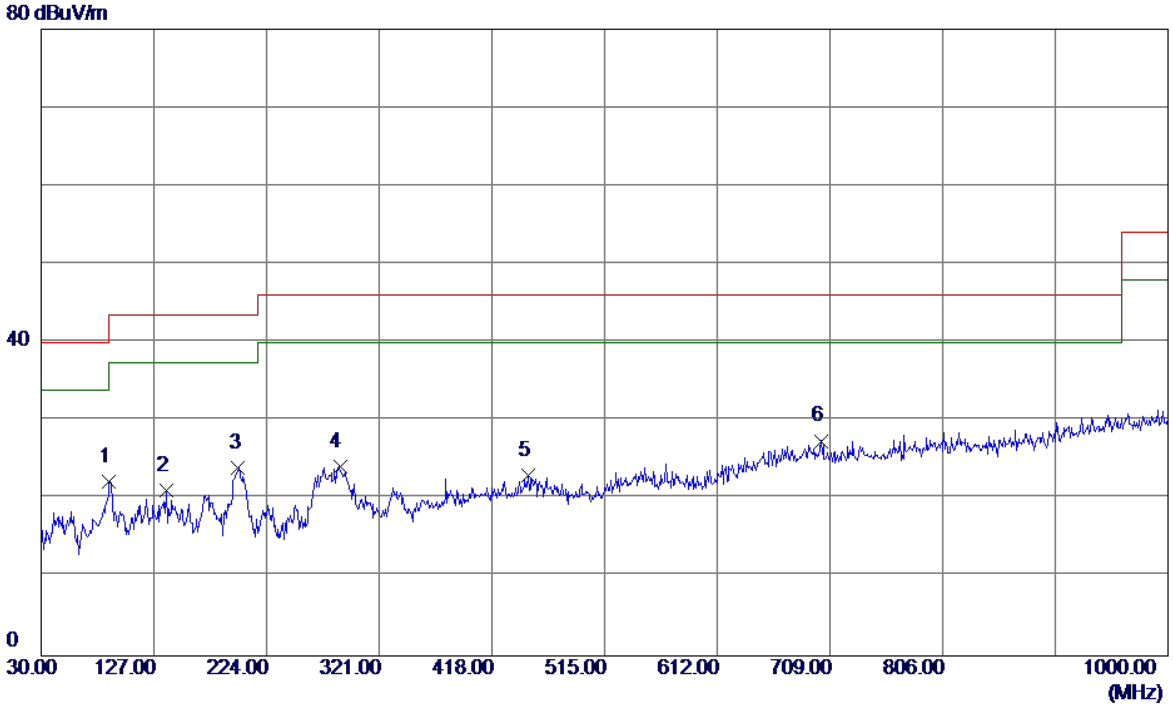

No.	Freq.	Reading Level	Correct Factor	Measure ment	Limit	Margin	
	MHz	dBuV/m	dB	dBuV/m	dBuV/m	dB	Detector
1	88.6850	38.66	-16.36	22.30	43.50	-21.20	QP
2	137.6700	32.89	-11.71	21.18	43.50	-22.32	QP
3	199.7500	37.56	-13.63	23.93	43.50	-19.57	QP
4	287.0500	34.59	-10.49	24.10	46.00	-21.90	QP
5	449.5250	30.14	-7.08	23.06	46.00	-22.94	QP
6 *	701.7250	28.10	-0.66	27.44	46.00	-18.56	QP

EUT	Smart Phone	Model Name	WAS-LX1
Temperature	25°C	Relative Humidity	60%
Test Voltage	AC 120V/60Hz	Polarization	Vertical
Test Mode	Adapter+Traffic (WCDMA)		
Note	Adapter:BYD+USB Cable:Luxshare+Battery:Sunwoda(ALT)		
Test Engineer	Kevin Li		

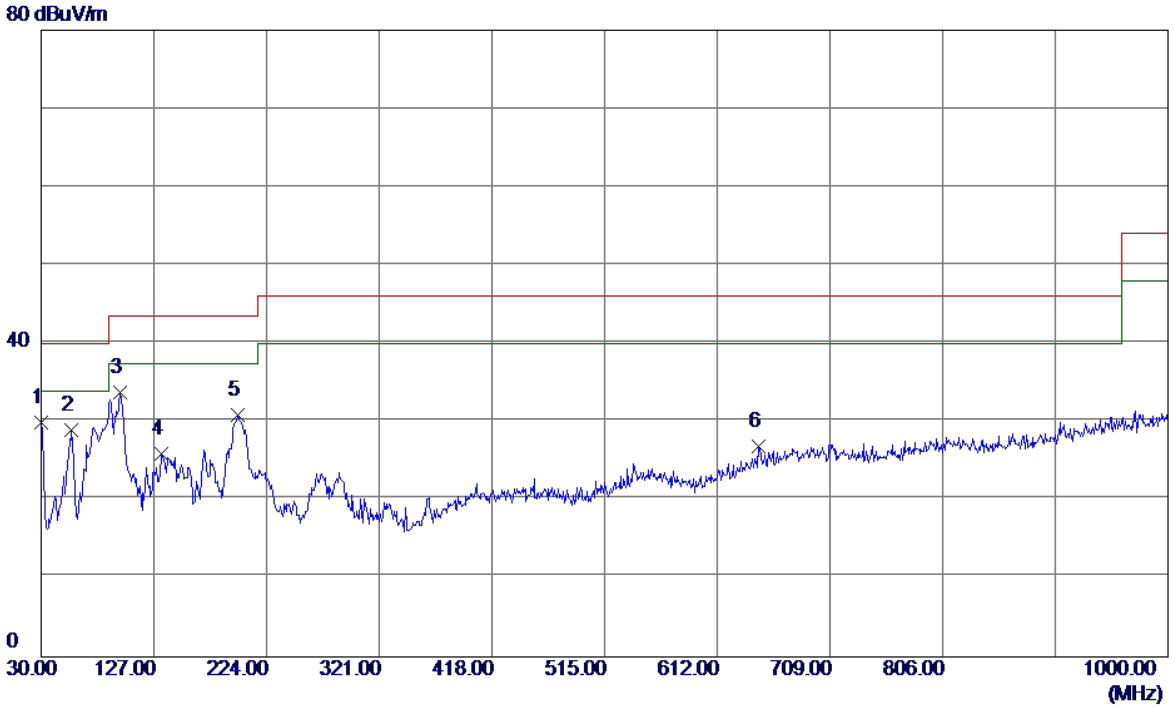

No.	Freq.	Reading Level	Correct Factor	Measure ment	Limit	Margin	
	MHz	dBuV/m	dB	dBuV/m	dBuV/m	dB	Detector
1	30.0000	42.74	-12.80	29.94	40.00	-10.06	QP
2	56.1900	41.52	-12.60	28.92	40.00	-11.08	QP
3 *	97.9000	49.09	-15.26	33.83	43.50	-9.67	QP
4	133.7899	37.29	-11.42	25.87	43.50	-17.63	QP
5	199.2650	44.49	-13.61	30.88	43.50	-12.62	QP
6	647.8900	28.67	-1.82	26.85	46.00	-19.15	QP

EUT	Smart Phone	Model Name	WAS-LX1
Temperature	25°C	Relative Humidity	60%
Test Voltage	AC 120V/60Hz	Polarization	Horizontal
Test Mode	Adapter+Traffic (WCDMA)		
Note	Adapter:BYD+USB Cable:Luxshare+Battery:Sunwoda(ALT)		
Test Engineer	Kevin Li		

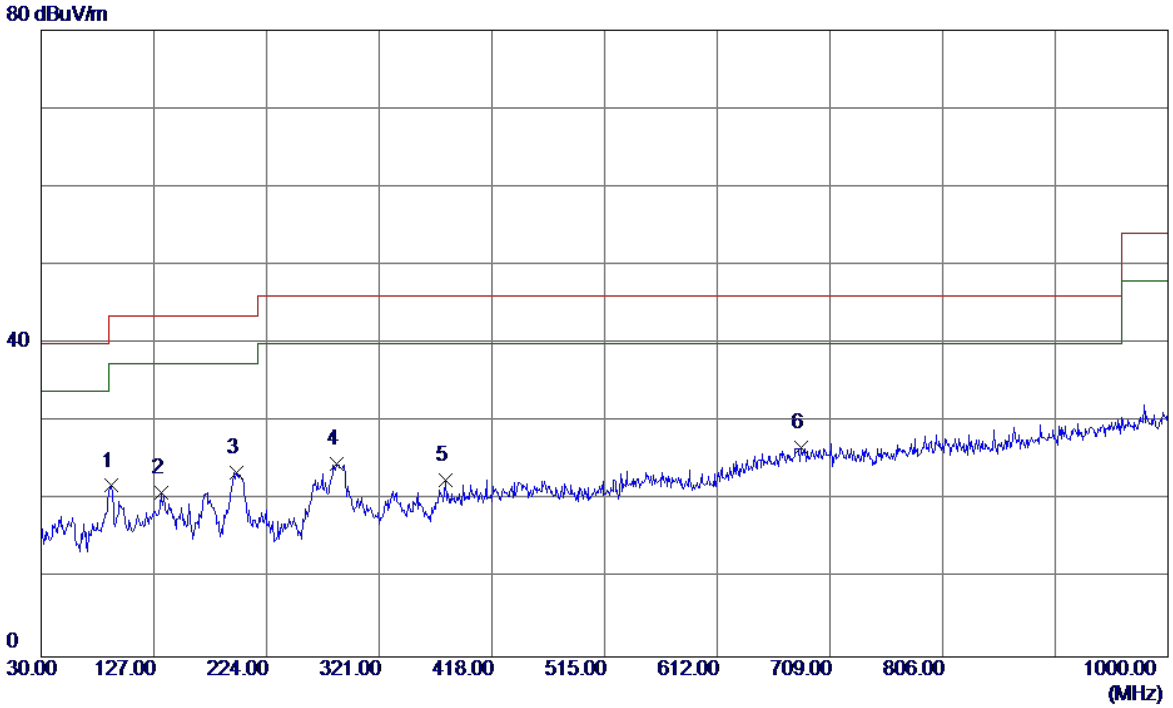

No.	Freq.	Reading Level	Correct Factor	Measure ment	Limit	Margin	
	MHz	dBuV/m	dB	dBuV/m	dBuV/m	dB	Detector
1	90.6250	38.22	-16.38	21.84	43.50	-21.66	QP
2	133.3049	32.37	-11.38	20.99	43.50	-22.51	QP
3	197.8100	37.12	-13.54	23.58	43.50	-19.92	QP
4	284.6250	35.50	-10.92	24.58	46.00	-21.42	QP
5	378.2300	31.35	-8.75	22.60	46.00	-23.40	QP
6 *	683.7800	27.68	-0.99	26.69	46.00	-19.31	QP

EUT	Smart Phone	Model Name	WAS-LX1
Temperature	25°C	Relative Humidity	60%
Test Voltage	AC 120V/60Hz	Polarization	Vertical
Test Mode	Adapter+Traffic (LTE)		
Note	Adapter:BYD+USB Cable:Luxshare+Battery:Sunwoda(ALT)		
Test Engineer	Kevin Li		

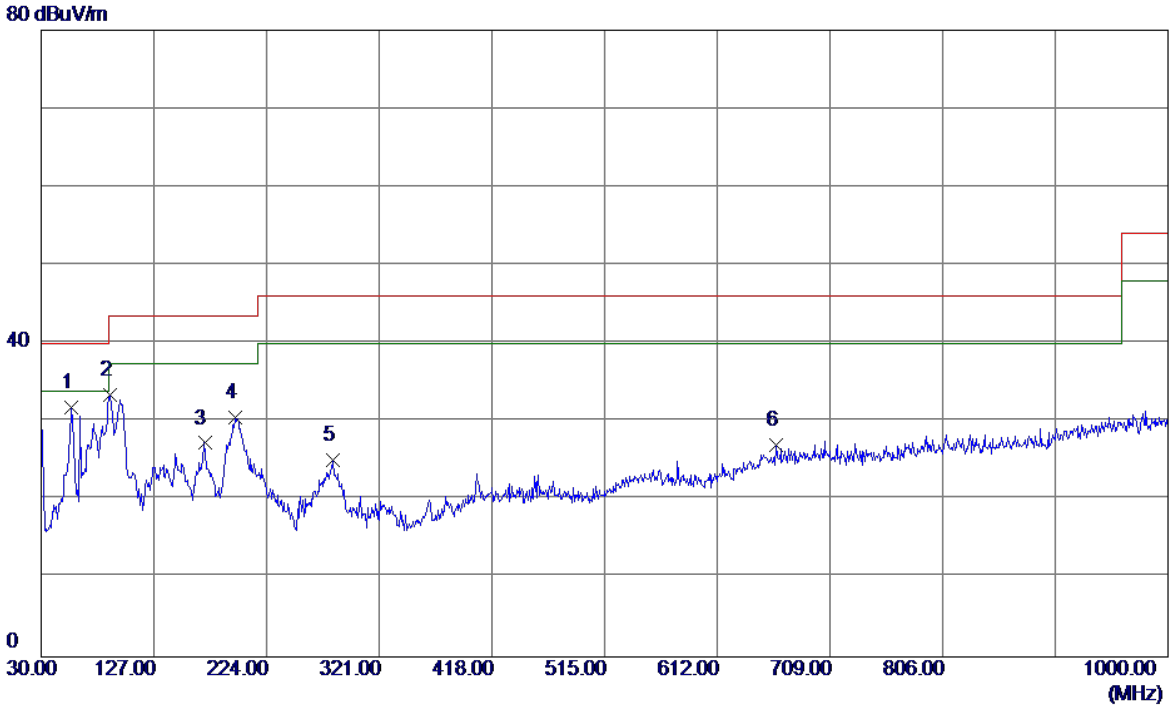

No.	Freq.	Reading Level	Correct Factor	Measure ment	Limit	Margin	
	MHz	dBuV/m	dB	dBuV/m	dBuV/m	dB	Detector
1 *	56.1900	44.45	-12.60	31.85	40.00	-8.15	QP
2	89.1700	49.75	-16.37	33.38	43.50	-10.12	QP
3	170.6500	38.08	-10.80	27.28	43.50	-16.22	QP
4	196.8400	44.03	-13.50	30.53	43.50	-12.97	QP
5	281.2300	36.58	-11.51	25.07	46.00	-20.93	QP
6	662.4400	28.54	-1.43	27.11	46.00	-18.89	QP

EUT	Smart Phone	Model Name	WAS-LX1
Temperature	25°C	Relative Humidity	60%
Test Voltage	AC 120V/60Hz	Polarization	Horizontal
Test Mode	Adapter+Traffic (LTE)		
Note	Adapter:BYD+USB Cable:Luxshare+Battery:Sunwoda(ALT)		
Test Engineer	Kevin Li		

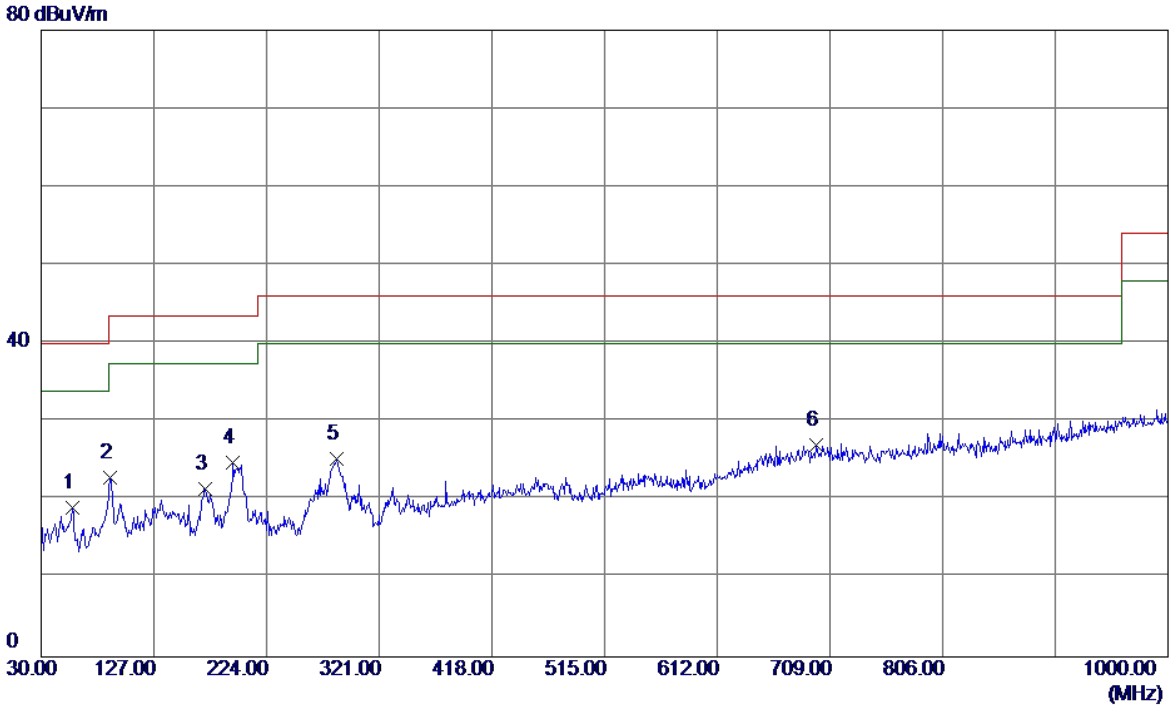

No.	Freq.	Reading Level	Correct Factor	Measure ment	Limit	Margin	
	MHz	dBuV/m	dB	dBuV/m	dBuV/m	dB	Detector
1	56.6750	31.62	-12.62	19.00	40.00	-21.00	QP
2	89.1700	39.21	-16.37	22.84	43.50	-20.66	QP
3	171.6200	32.45	-10.94	21.51	43.50	-21.99	QP
4 *	195.3850	38.16	-13.43	24.73	43.50	-18.77	QP
5	284.6250	36.21	-10.92	25.29	46.00	-20.71	QP
6	696.8750	27.81	-0.72	27.09	46.00	-18.91	QP

4.2.7 TEST RESULTS-ABOVE 1GHZ

Remark：

(1) All readings are Peak unless otherwise stated QP in column of『Note』. Peak denotes that the Peak reading compliance with the QP Limits and then QP Mode measurement didn't perform.

(2) Radiated emissions measured in frequency range above 1000MHz were made with an instrument using Peak detector mode and AV detector mode of the emission.

(3) Data of measurement within this frequency range shown " * " in the table above means the reading of emissions are attenuated more than 20dB below the permissible limits or the field strength is too small to be measured.

(4) A preamp and high pass filter were used for this test in order to provide sufficient measurement sensitivity.

EUT	Smart Phone	Model Name	WAS-LX1
Temperature	25°C	Relative Humidity	60%
Test Voltage	AC 120V/60Hz	Polarization	Vertical
Test Mode	USB copy(EUT with PC)+Idle+ Earphone		
Note	USB Cable:Foxconn+Battery:DESAY(LG)+Earphone:QUANCHENG		
Test Engineer	Kevin Li		

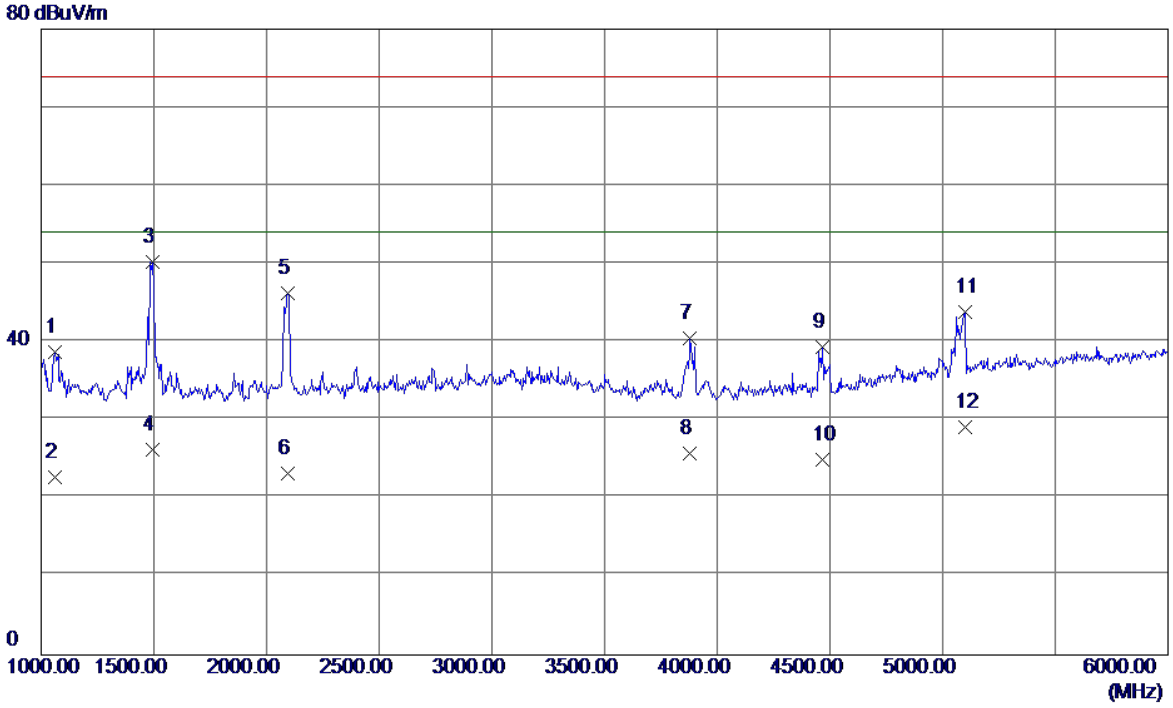

No.	Freq.	Reading Level	Correct Factor	Measure ment	Limit	Margin	
	MHz	dBuV/m	dB	dBuV/m	dBuV/m	dB	Detector
1	1062.5000	45.26	-6.51	38.75	74.00	-35.25	Peak
2	1062.5000	29.17	-6.51	22.66	54.00	-31.34	AVG
3 *	1495.0000	55.17	-4.97	50.20	74.00	-23.80	Peak
4	1495.0000	31.15	-4.97	26.18	54.00	-27.82	AVG
5	2095.0000	48.24	-2.05	46.19	74.00	-27.81	Peak
6	2095.0000	25.18	-2.05	23.13	54.00	-30.87	AVG
7	3880.0000	37.91	2.61	40.52	74.00	-33.48	Peak
8	3880.0000	23.15	2.61	25.76	54.00	-28.24	AVG
9	4467.5000	35.60	3.80	39.40	74.00	-34.60	Peak
10	4467.5000	21.12	3.80	24.92	54.00	-29.08	AVG
11	5097.5000	37.19	6.64	43.83	74.00	-30.17	Peak
12	5097.5000	22.54	6.64	29.18	54.00	-24.82	AVG

EUT	Smart Phone	Model Name	WAS-LX1
Temperature	25°C	Relative Humidity	60%
Test Voltage	AC 120V/60Hz	Polarization	Horizontal
Test Mode	USB copy(EUT with PC)+Idle+ Earphone		
Note	USB Cable:Foxconn+Battery:DESAY(LG)+Earphone:QUANCHENG		
Test Engineer	Kevin Li		

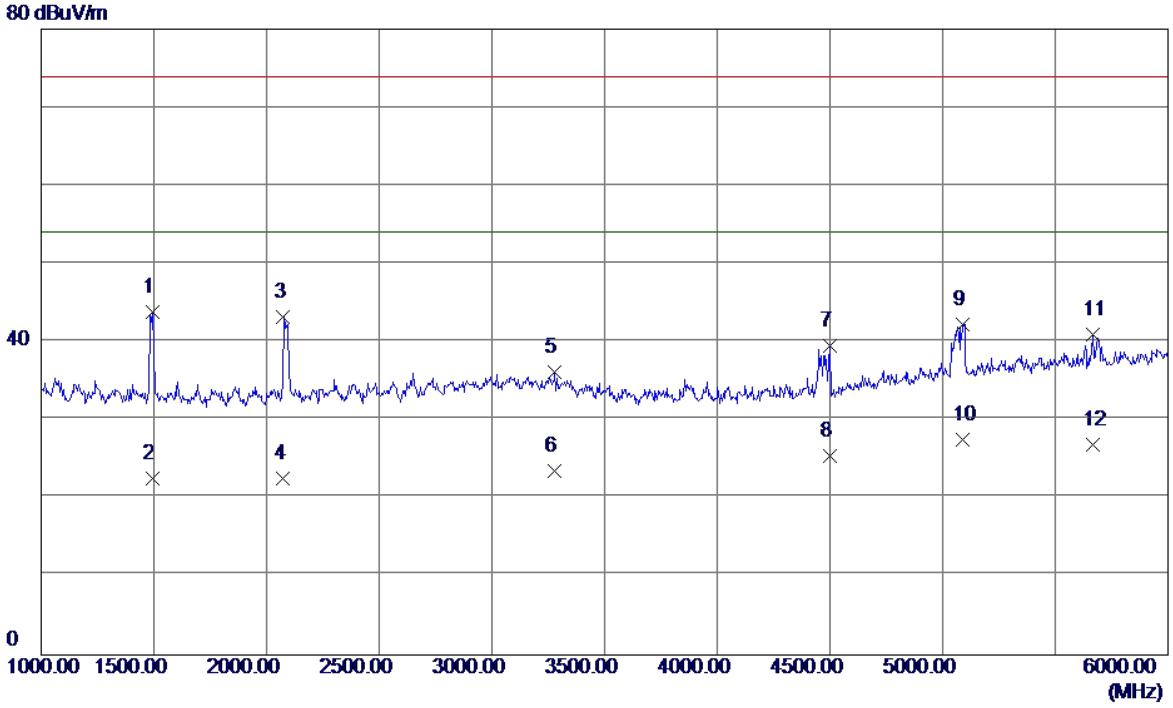

No.	Freq.	Reading Level	Correct Factor	Measure ment	Limit	Margin	
	MHz	dBuV/m	dB	dBuV/m	dBuV/m	dB	Detector
1	1495.0000	48.76	-4.97	43.79	74.00	-30.21	Peak
2	1495.0000	27.51	-4.97	22.54	54.00	-31.46	AVG
3	2075.0000	45.39	-2.16	43.23	74.00	-30.77	Peak
4	2075.0000	24.67	-2.16	22.51	54.00	-31.49	AVG
5	3280.0000	33.91	2.32	36.23	74.00	-37.77	Peak
6	3280.0000	21.26	2.32	23.58	54.00	-30.42	AVG
7	4500.0000	35.63	3.88	39.51	74.00	-34.49	Peak
8	4500.0000	21.51	3.88	25.39	54.00	-28.61	AVG
9	5090.0000	35.60	6.62	42.22	74.00	-31.78	Peak
10 *	5090.0000	20.87	6.62	27.49	54.00	-26.51	AVG
11	5665.0000	32.80	8.16	40.96	74.00	-33.04	Peak
12	5665.0000	18.66	8.16	26.82	54.00	-27.18	AVG

EUT	Smart Phone	Model Name	WAS-LX1
Temperature	25°C	Relative Humidity	60%
Test Voltage	AC 120V/60Hz	Polarization	Vertical
Test Mode	USB copy(EUT with PC)+Idle+ Earphone		
Note	USB Cable:CONNREX+Battery:Sunwoda(ALT)+Earphone:MERRY		
Test Engineer	Kevin Li		

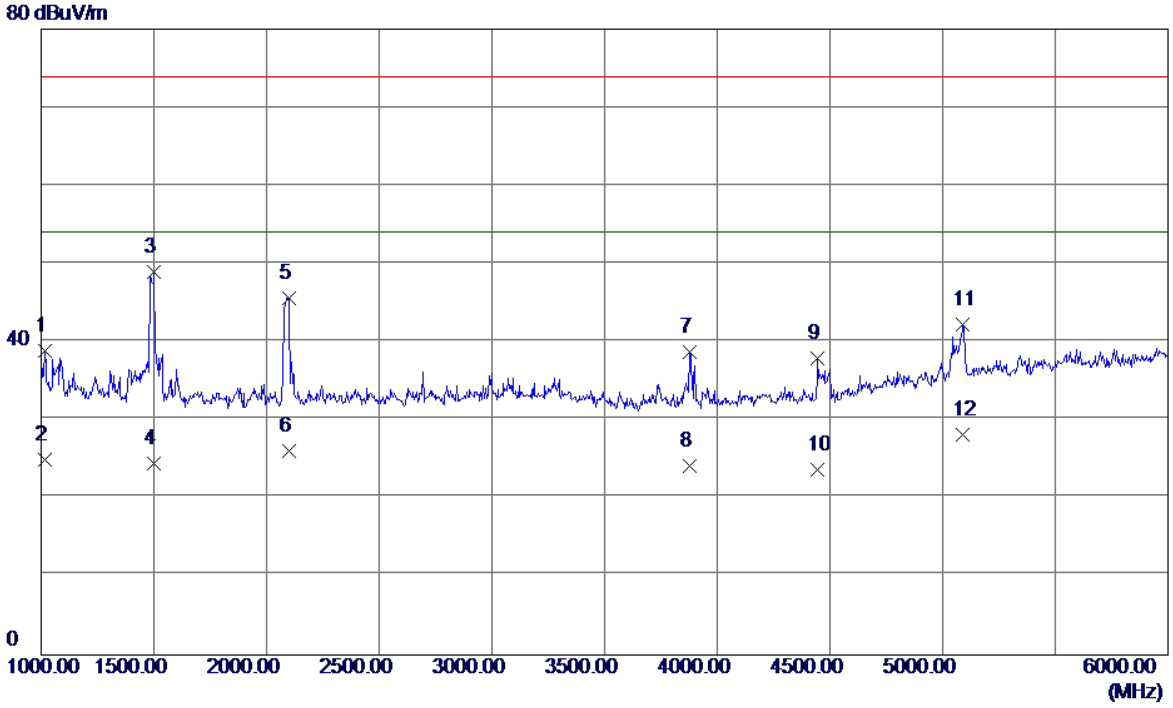

No.	Freq.	Reading Level	Correct Factor	Measure ment	Limit	Margin	
	MHz	dBuV/m	dB	dBuV/m	dBuV/m	dB	Detector
1	1015.0000	45.63	-6.68	38.95	74.00	-35.05	Peak
2	1015.0000	31.59	-6.68	24.91	54.00	-29.09	AVG
3 *	1500.0000	53.98	-4.95	49.03	74.00	-24.97	Peak
4	1500.0000	29.47	-4.95	24.52	54.00	-29.48	AVG
5	2097.5000	47.61	-2.04	45.57	74.00	-28.43	Peak
6	2097.5000	28.18	-2.04	26.14	54.00	-27.86	AVG
7	3877.5000	36.13	2.61	38.74	74.00	-35.26	Peak
8	3877.5000	21.52	2.61	24.13	54.00	-29.87	AVG
9	4445.0000	34.18	3.75	37.93	74.00	-36.07	Peak
10	4445.0000	19.87	3.75	23.62	54.00	-30.38	AVG
11	5090.0000	35.61	6.62	42.23	74.00	-31.77	Peak
12	5090.0000	21.57	6.62	28.19	54.00	-25.81	AVG

EUT	Smart Phone	Model Name	WAS-LX1
Temperature	25°C	Relative Humidity	60%
Test Voltage	AC 120V/60Hz	Polarization	Horizontal
Test Mode	USB copy(EUT with PC)+Idle+ Earphone		
Note	USB Cable:CONNREX+Battery:Sunwoda(ALT)+Earphone:MERRY		
Test Engineer	Kevin Li		

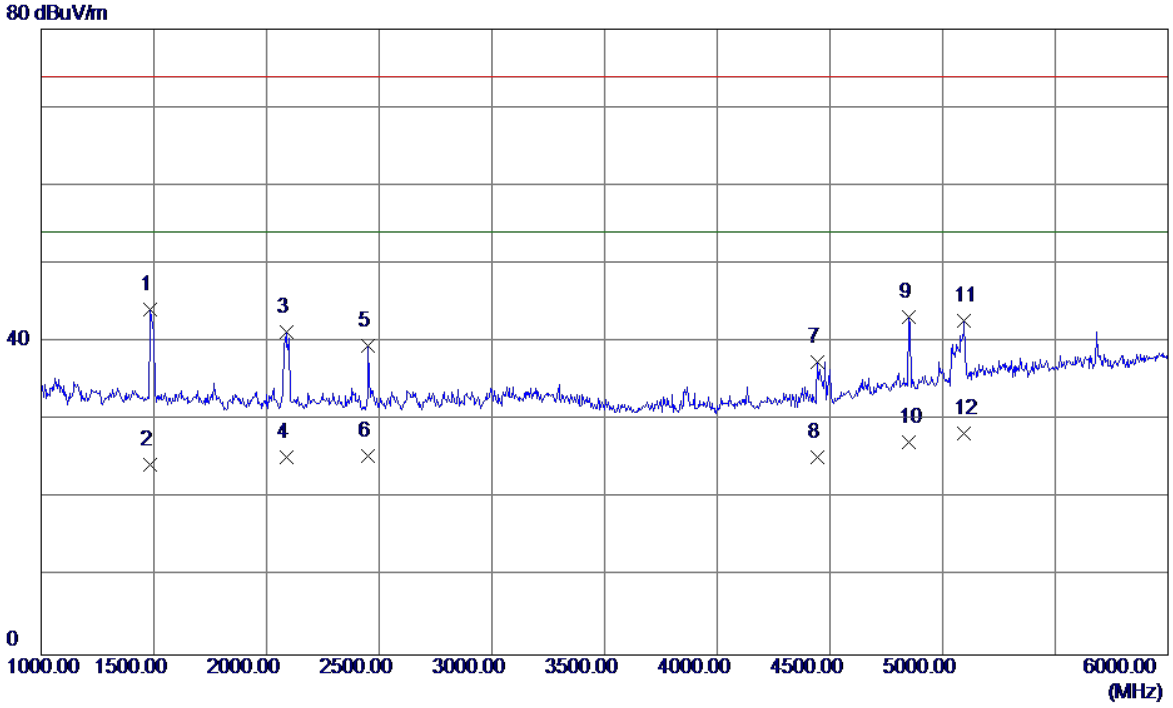

No.	Freq.	Reading Level	Correct Factor	Measure ment	Limit	Margin	
	MHz	dBuV/m	dB	dBuV/m	dBuV/m	dB	Detector
1	1485.0000	49.12	-5.00	44.12	74.00	-29.88	Peak
2	1485.0000	29.38	-5.00	24.38	54.00	-29.62	AVG
3	2087.5000	43.37	-2.09	41.28	74.00	-32.72	Peak
4	2087.5000	27.36	-2.09	25.27	54.00	-28.73	AVG
5	2450.0000	39.61	-0.10	39.51	74.00	-34.49	Peak
6	2450.0000	25.56	-0.10	25.46	54.00	-28.54	AVG
7	4445.0000	33.73	3.75	37.48	74.00	-36.52	Peak
8	4445.0000	21.52	3.75	25.27	54.00	-28.73	AVG
9	4852.5000	37.56	5.59	43.15	74.00	-30.85	Peak
10	4852.5000	21.57	5.59	27.16	54.00	-26.84	AVG
11	5095.0000	36.04	6.63	42.67	74.00	-31.33	Peak
12 *	5095.0000	21.69	6.63	28.32	54.00	-25.68	AVG

EUT	Smart Phone	Model Name	WAS-LX1
Temperature	25°C	Relative Humidity	60%
Test Voltage	AC 120V/60Hz	Polarization	Vertical
Test Mode	USB copy(EUT with PC)+Idle+ Earphone		
Note	USB Cable:PANG+Battery:Desay(LG)+Earphone:GoerTek		
Test Engineer	Kevin Li		

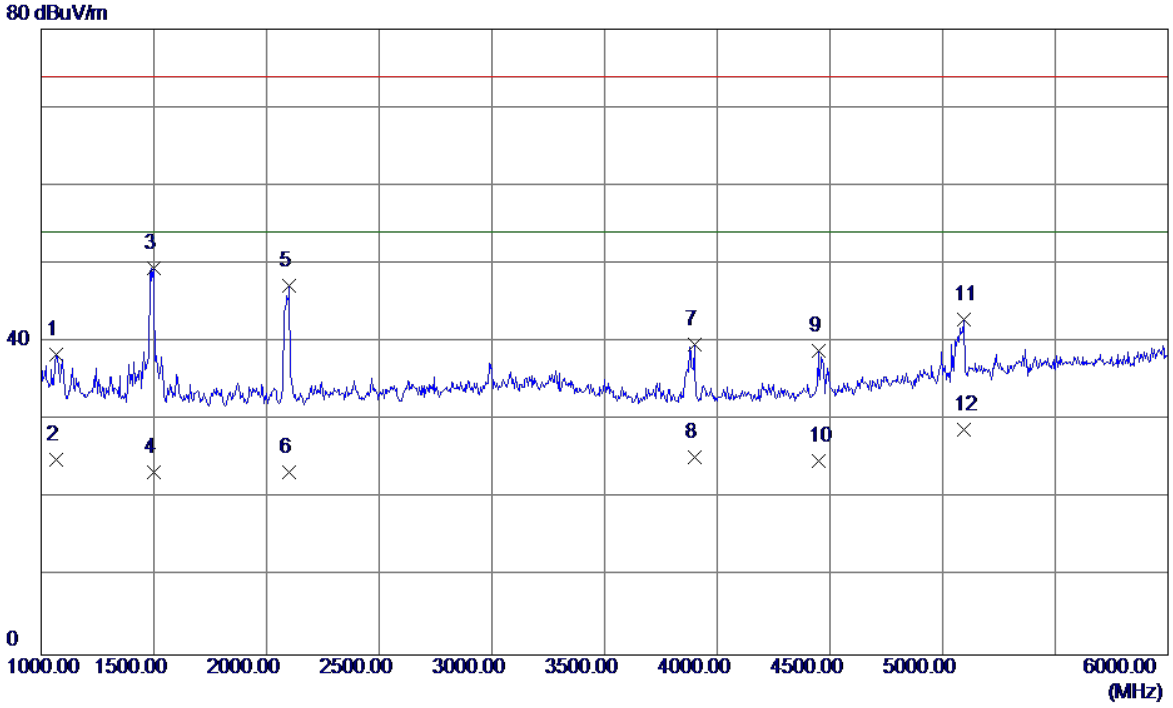

No.	Freq.	Reading Level	Correct Factor	Measure ment	Limit	Margin	
	MHz	dBuV/m	dB	dBuV/m	dBuV/m	dB	Detector
1	1065.0000	44.88	-6.50	38.38	74.00	-35.62	Peak
2	1065.0000	31.44	-6.50	24.94	54.00	-29.06	AVG
3 *	1497.5000	54.43	-4.96	49.47	74.00	-24.53	Peak
4	1497.5000	28.33	-4.96	23.37	54.00	-30.63	AVG
5	2100.0000	49.19	-2.02	47.17	74.00	-26.83	Peak
6	2100.0000	25.32	-2.02	23.30	54.00	-30.70	AVG
7	3897.5000	37.03	2.62	39.65	74.00	-34.35	Peak
8	3897.5000	22.68	2.62	25.30	54.00	-28.70	AVG
9	4447.5000	35.11	3.76	38.87	74.00	-35.13	Peak
10	4447.5000	21.05	3.76	24.81	54.00	-29.19	AVG
11	5092.5000	36.31	6.62	42.93	74.00	-31.07	Peak
12	5092.5000	22.13	6.62	28.75	54.00	-25.25	AVG

EUT	Smart Phone	Model Name	WAS-LX1
Temperature	25°C	Relative Humidity	60%
Test Voltage	AC 120V/60Hz	Polarization	Horizontal
Test Mode	USB copy(EUT with PC)+Idle+ Earphone		
Note	USB Cable:PANG+Battery:Desay(LG)+Earphone:GoerTek		
Test Engineer	Kevin Li		

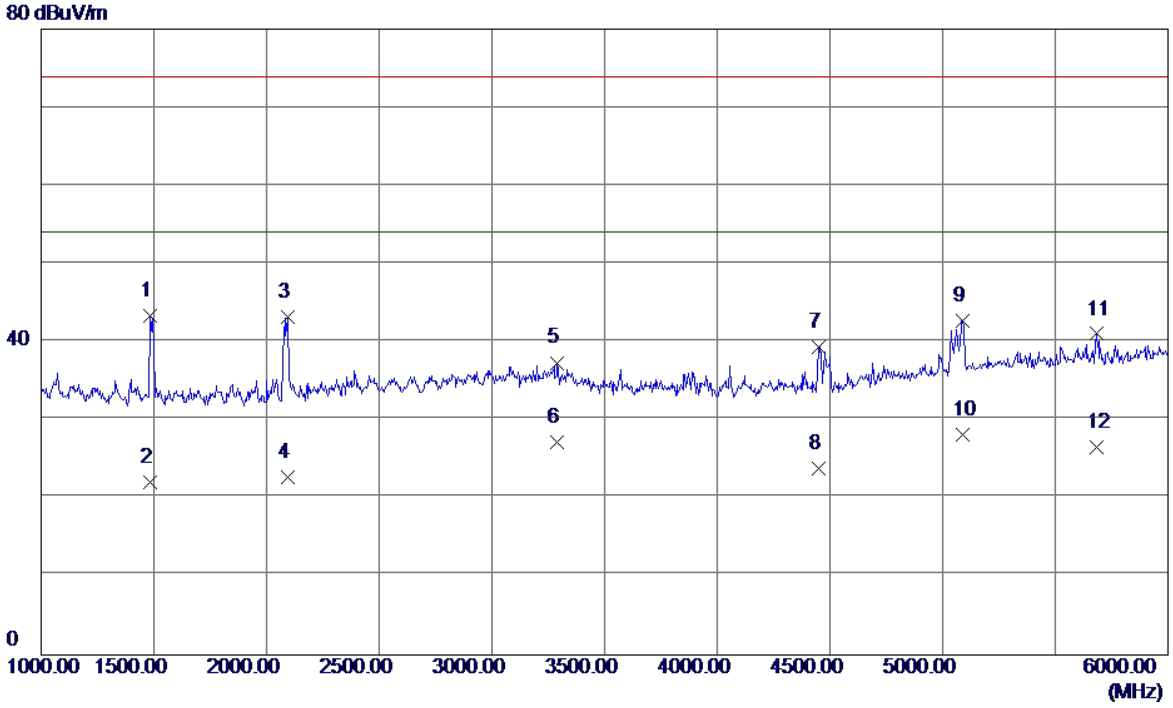

No.	Freq.	Reading Level	Correct Factor	Measure ment	Limit	Margin	
	MHz	dBuV/m	dB	dBuV/m	dBuV/m	dB	Detector
1	1482.5000	48.35	-5.01	43.34	74.00	-30.66	Peak
2	1482.5000	27.16	-5.01	22.15	54.00	-31.85	AVG
3	2095.0000	45.22	-2.05	43.17	74.00	-30.83	Peak
4	2095.0000	24.83	-2.05	22.78	54.00	-31.22	AVG
5	3290.0000	35.04	2.32	37.36	74.00	-36.64	Peak
6	3290.0000	24.82	2.32	27.14	54.00	-26.86	AVG
7	4447.5000	35.66	3.76	39.42	74.00	-34.58	Peak
8	4447.5000	20.15	3.76	23.91	54.00	-30.09	AVG
9	5090.0000	36.09	6.62	42.71	74.00	-31.29	Peak
10 *	5090.0000	21.54	6.62	28.16	54.00	-25.84	AVG
11	5682.5000	32.87	8.17	41.04	74.00	-32.96	Peak
12	5682.5000	18.32	8.17	26.49	54.00	-27.51	AVG

EUT	Smart Phone	Model Name	WAS-LX1
Temperature	25°C	Relative Humidity	60%
Test Voltage	AC 120V/60Hz	Polarization	Vertical
Test Mode	USB copy(EUT with PC)+Idle+ Earphone		
Note	USB Cable:Luxshare+Battery:Sunwoda(ALT)+Earphone:Lianchuang		
Test Engineer	Kevin Li		

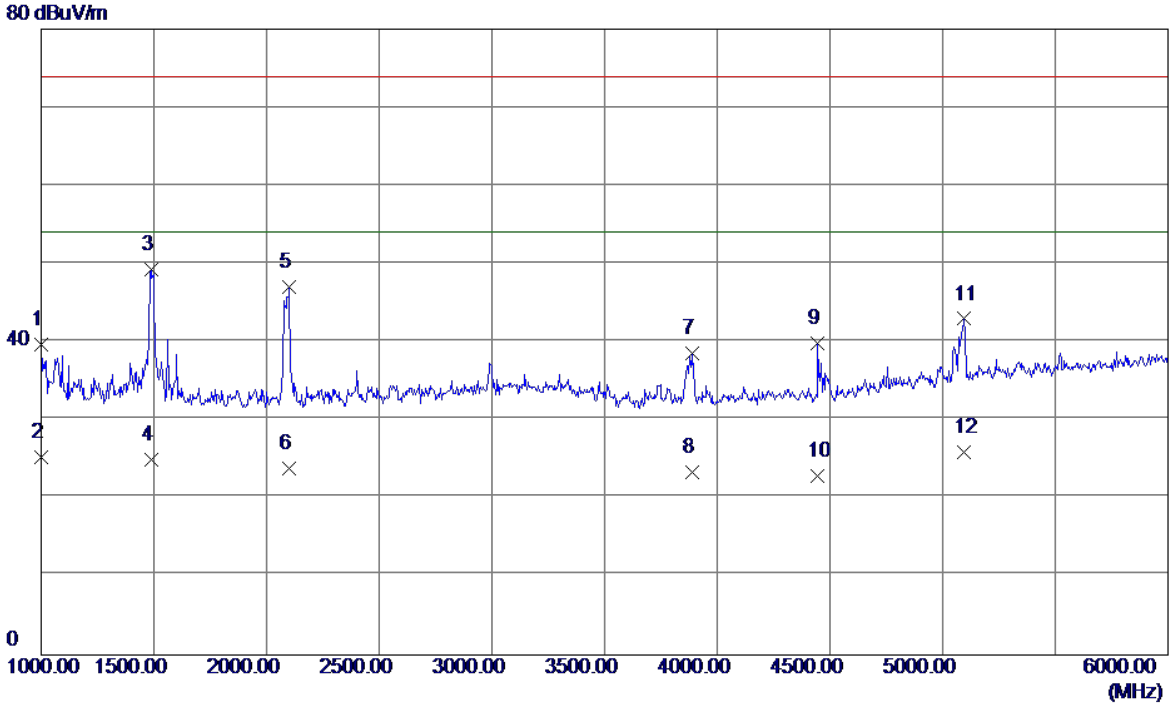

No.	Freq.	Reading Level	Correct Factor	Measure ment	Limit	Margin	
	MHz	dBuV/m	dB	dBuV/m	dBuV/m	dB	Detector
1	1000.0000	46.35	-6.73	39.62	74.00	-34.38	Peak
2	1000.0000	32.00	-6.73	25.27	54.00	-28.73	AVG
3 *	1487.5000	54.27	-4.99	49.28	74.00	-24.72	Peak
4	1487.5000	29.94	-4.99	24.95	54.00	-29.05	AVG
5	2100.0000	49.00	-2.02	46.98	74.00	-27.02	Peak
6	2100.0000	25.85	-2.02	23.83	54.00	-30.17	AVG
7	3887.5000	35.92	2.62	38.54	74.00	-35.46	Peak
8	3887.5000	20.67	2.62	23.29	54.00	-30.71	AVG
9	4445.0000	36.10	3.75	39.85	74.00	-34.15	Peak
10	4445.0000	19.07	3.75	22.82	54.00	-31.18	AVG
11	5095.0000	36.33	6.63	42.96	74.00	-31.04	Peak
12	5095.0000	19.36	6.63	25.99	54.00	-28.01	AVG

EUT	Smart Phone	Model Name	WAS-LX1
Temperature	25°C	Relative Humidity	60%
Test Voltage	AC 120V/60Hz	Polarization	Horizontal
Test Mode	USB copy(EUT with PC)+Idle+ Earphone		
Note	USB Cable:Luxshare+Battery:Sunwoda(ALT)+Earphone:Lianchuang		
Test Engineer	Kevin Li		

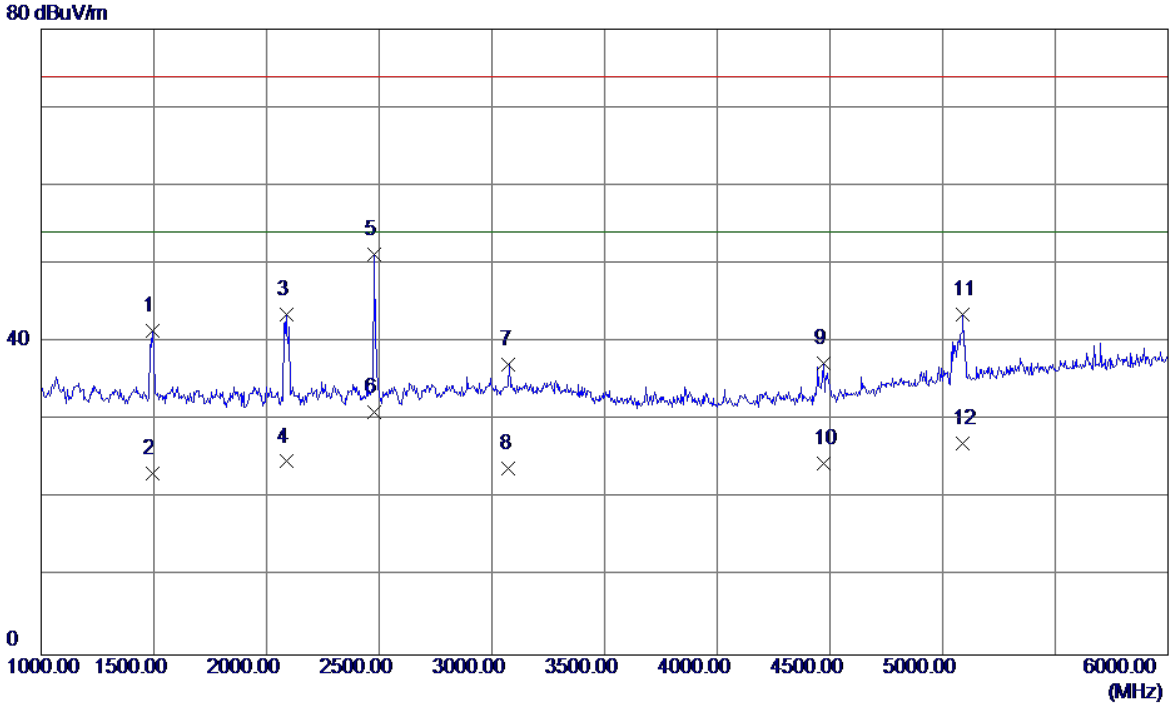

No.	Freq.	Reading Level	Correct Factor	Measure ment	Limit	Margin	
	MHz	dBuV/m	dB	dBuV/m	dBuV/m	dB	Detector
1	1495.0000	46.39	-4.97	41.42	74.00	-32.58	Peak
2	1495.0000	28.15	-4.97	23.18	54.00	-30.82	AVG
3	2087.5000	45.55	-2.09	43.46	74.00	-30.54	Peak
4	2087.5000	26.81	-2.09	24.72	54.00	-29.28	AVG
5 *	2477.5000	51.20	0.05	51.25	74.00	-22.75	Peak
6	2477.5000	30.93	0.05	30.98	54.00	-23.02	AVG
7	3075.0000	34.77	2.38	37.15	74.00	-36.85	Peak
8	3075.0000	21.47	2.38	23.85	54.00	-30.15	AVG
9	4470.0000	33.54	3.81	37.35	74.00	-36.65	Peak
10	4470.0000	20.71	3.81	24.52	54.00	-29.48	AVG
11	5090.0000	36.85	6.62	43.47	74.00	-30.53	Peak
12	5090.0000	20.47	6.62	27.09	54.00	-26.91	AVG

EUT	Smart Phone	Model Name	WAS-LX1
Temperature	25°C	Relative Humidity	60%
Test Voltage	AC 120V/60Hz	Polarization	Vertical
Test Mode	Adapter+Idle+BT+2.4G WIFI+GPS+Camera on+Earphone		
Note	Adapter:BYD+USB Cable:Luxshare+Battery:Sunwoda(ALT)+Earphone:Lianchuang		
Test Engineer	Kevin Li		

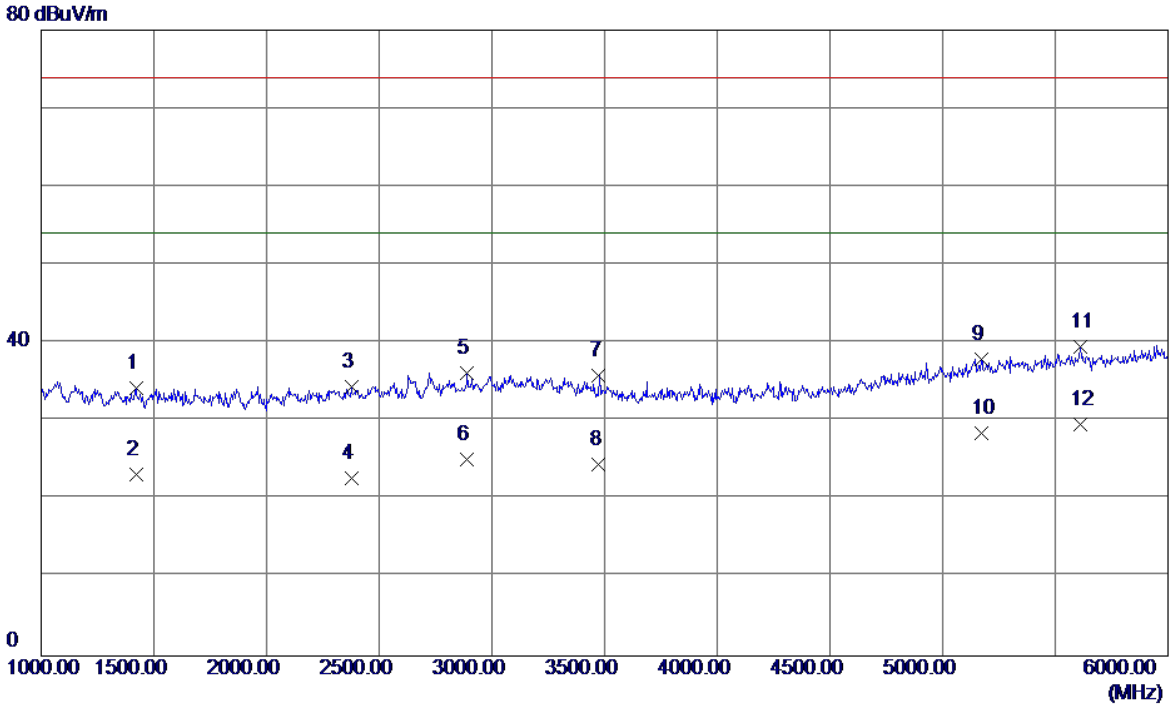

No.	Freq.	Reading Level	Correct Factor	Measure ment	Limit	Margin	
	MHz	dBuV/m	dB	dBuV/m	dBuV/m	dB	Detector
1	1422.5000	39.40	-5.23	34.17	74.00	-39.83	Peak
2	1422.5000	28.48	-5.23	23.25	54.00	-30.75	AVG
3	2377.5000	34.93	-0.50	34.43	74.00	-39.57	Peak
4	2377.5000	23.19	-0.50	22.69	54.00	-31.31	AVG
5	2890.0000	34.25	1.91	36.16	74.00	-37.84	Peak
6	2890.0000	23.15	1.91	25.06	54.00	-28.94	AVG
7	3475.0000	33.55	2.26	35.81	74.00	-38.19	Peak
8	3475.0000	22.15	2.26	24.41	54.00	-29.59	AVG
9	5170.0000	31.06	6.89	37.95	74.00	-36.05	Peak
10	5170.0000	21.56	6.89	28.45	54.00	-25.55	AVG
11	5612.5000	31.39	8.11	39.50	74.00	-34.50	Peak
12 *	5612.5000	21.46	8.11	29.57	54.00	-24.43	AVG

EUT	Smart Phone	Model Name	WAS-LX1
Temperature	25°C	Relative Humidity	60%
Test Voltage	AC 120V/60Hz	Polarization	Horizontal
Test Mode	Adapter+Idle+BT+2.4G WIFI+GPS+Camera on+Earphone		
Note	Adapter:BYD+USB Cable:Luxshare+Battery:Sunwoda(ALT)+Earphone:Lianchuang		
Test Engineer	Kevin Li		

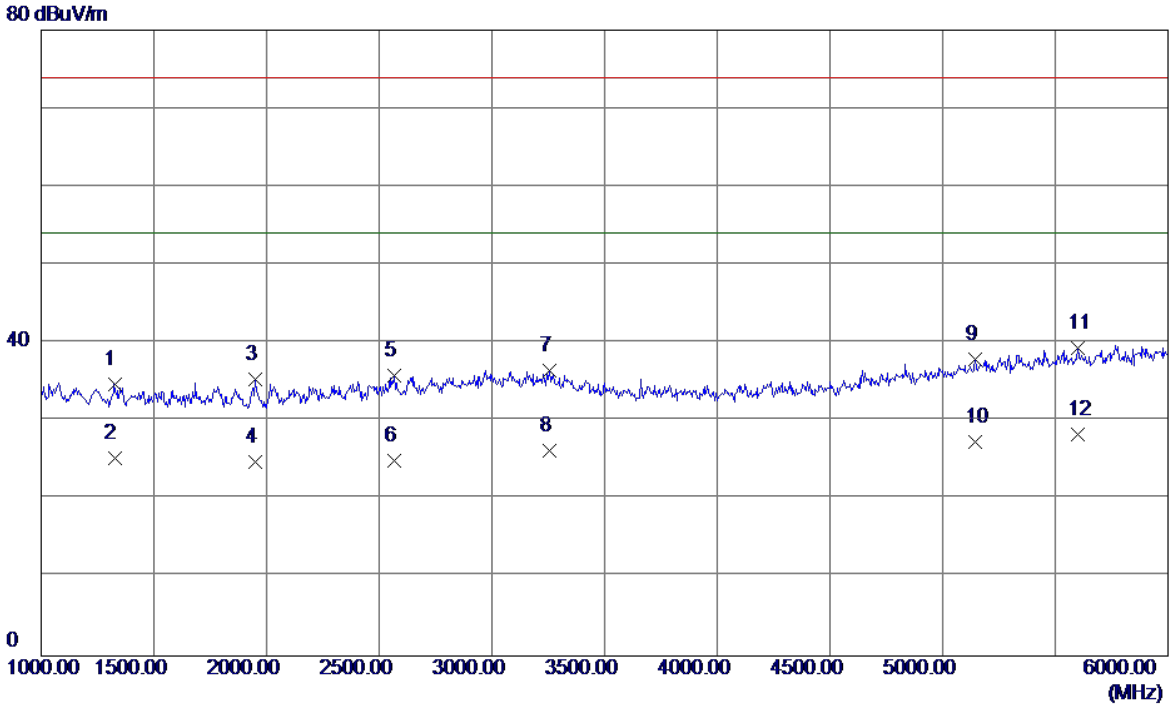

No.	Freq.	Reading Level	Correct Factor	Measure ment	Limit	Margin	
	MHz	dBuV/m	dB	dBuV/m	dBuV/m	dB	Detector
1	1325.0000	40.33	-5.57	34.76	74.00	-39.24	Peak
2	1325.0000	30.82	-5.57	25.25	54.00	-28.75	AVG
3	1950.0000	38.23	-2.81	35.42	74.00	-38.58	Peak
4	1950.0000	27.65	-2.81	24.84	54.00	-29.16	AVG
5	2565.0000	35.44	0.46	35.90	74.00	-38.10	Peak
6	2565.0000	24.48	0.46	24.94	54.00	-29.06	AVG
7	3257.5000	34.15	2.33	36.48	74.00	-37.52	Peak
8	3257.5000	23.85	2.33	26.18	54.00	-27.82	AVG
9	5145.0000	31.12	6.80	37.92	74.00	-36.08	Peak
10	5145.0000	20.54	6.80	27.34	54.00	-26.66	AVG
11	5602.5000	31.33	8.10	39.43	74.00	-34.57	Peak
12 *	5602.5000	20.15	8.10	28.25	54.00	-25.75	AVG

EUT	Smart Phone	Model Name	WAS-LX1
Temperature	25°C	Relative Humidity	60%
Test Voltage	AC 120V/60Hz	Polarization	Vertical
Test Mode	Adapter+Idle+BT+2.4G WIFI+GPS+Camera on+Earphone		
Note	Adapter:Salcomp+USB Cable:Luxshare+Battery:Sunwoda(ALT)+Earphone:Lianchuang		
Test Engineer	Kevin Li		

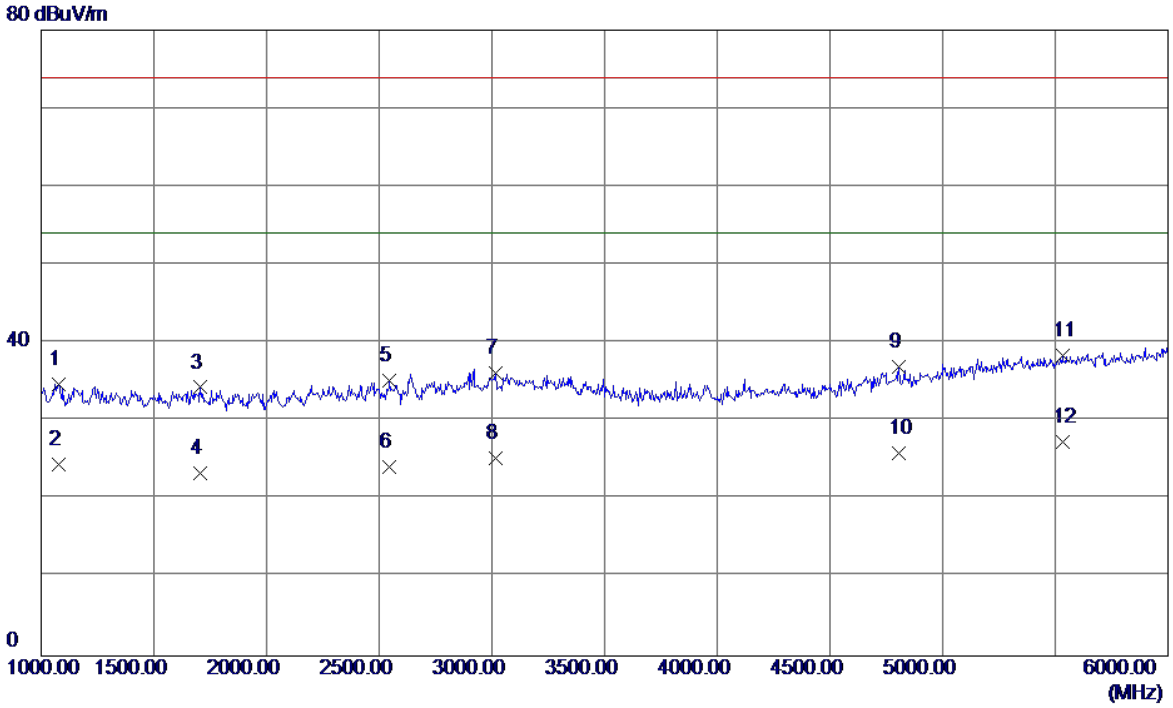

No.	Freq.	Reading Level	Correct Factor	Measure ment	Limit	Margin	
	MHz	dBuV/m	dB	dBuV/m	dBuV/m	dB	Detector
1	1077.5000	41.17	-6.45	34.72	74.00	-39.28	Peak
2	1077.5000	30.89	-6.45	24.44	54.00	-29.56	AVG
3	1705.0000	38.29	-3.97	34.32	74.00	-39.68	Peak
4	1705.0000	27.31	-3.97	23.34	54.00	-30.66	AVG
5	2545.0000	34.83	0.37	35.20	74.00	-38.80	Peak
6	2545.0000	23.82	0.37	24.19	54.00	-29.81	AVG
7	3017.5000	33.83	2.39	36.22	74.00	-37.78	Peak
8	3017.5000	22.84	2.39	25.23	54.00	-28.77	AVG
9	4807.5000	31.53	5.37	36.90	74.00	-37.10	Peak
10	4807.5000	20.55	5.37	25.92	54.00	-28.08	AVG
11	5532.5000	30.31	8.04	38.35	74.00	-35.65	Peak
12 *	5532.5000	19.35	8.04	27.39	54.00	-26.61	AVG

EUT	Smart Phone	Model Name	WAS-LX1
Temperature	25°C	Relative Humidity	60%
Test Voltage	AC 120V/60Hz	Polarization	Horizontal
Test Mode	Adapter+Idle+BT+2.4G WIFI+GPS+Camera on+Earphone		
Note	Adapter:Salcomp+USB Cable:Luxshare+Battery:Sunwoda(ALT)+Earphone:Lianchuang		
Test Engineer	Kevin Li		

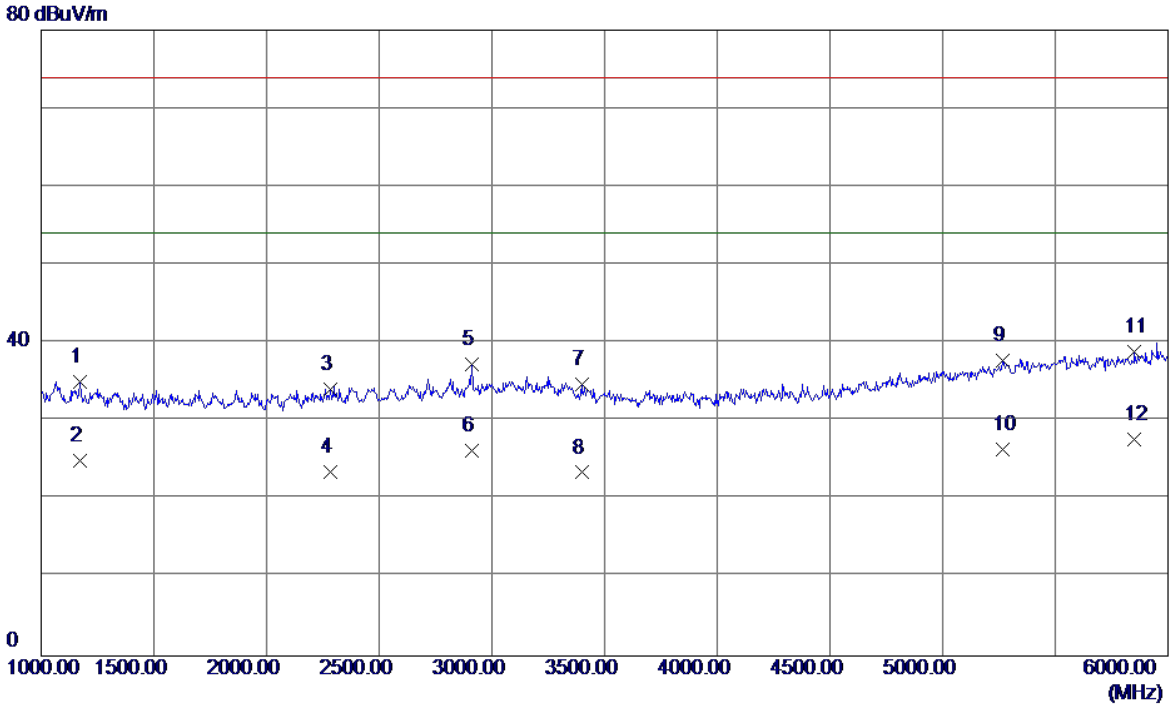

No.	Freq.	Reading Level	Correct Factor	Measure ment	Limit	Margin	
	MHz	dBuV/m	dB	dBuV/m	dBuV/m	dB	Detector
1	1172.5000	41.13	-6.12	35.01	74.00	-38.99	Peak
2	1172.5000	31.07	-6.12	24.95	54.00	-29.05	AVG
3	2282.5000	35.11	-1.02	34.09	74.00	-39.91	Peak
4	2282.5000	24.56	-1.02	23.54	54.00	-30.46	AVG
5	2912.5000	35.22	2.01	37.23	74.00	-36.77	Peak
6	2912.5000	24.22	2.01	26.23	54.00	-27.77	AVG
7	3397.5000	32.40	2.28	34.68	74.00	-39.32	Peak
8	3397.5000	21.16	2.28	23.44	54.00	-30.56	AVG
9	5265.0000	30.50	7.21	37.71	74.00	-36.29	Peak
10	5265.0000	19.24	7.21	26.45	54.00	-27.55	AVG
11	5850.0000	30.53	8.32	38.85	74.00	-35.15	Peak
12 *	5850.0000	19.39	8.32	27.71	54.00	-26.29	AVG

EUT	Smart Phone	Model Name	WAS-LX1
Temperature	25°C	Relative Humidity	60%
Test Voltage	AC 120V/60Hz	Polarization	Vertical
Test Mode	Adapter+Idle+BT+2.4G WIFI+GPS+Camera on+Earphone		
Note	Adapter:BYD+USB Cable:Luxshare+Battery:Sunwoda(ALT)+Earphone:Lianchuang		
Test Engineer	Kevin Li		

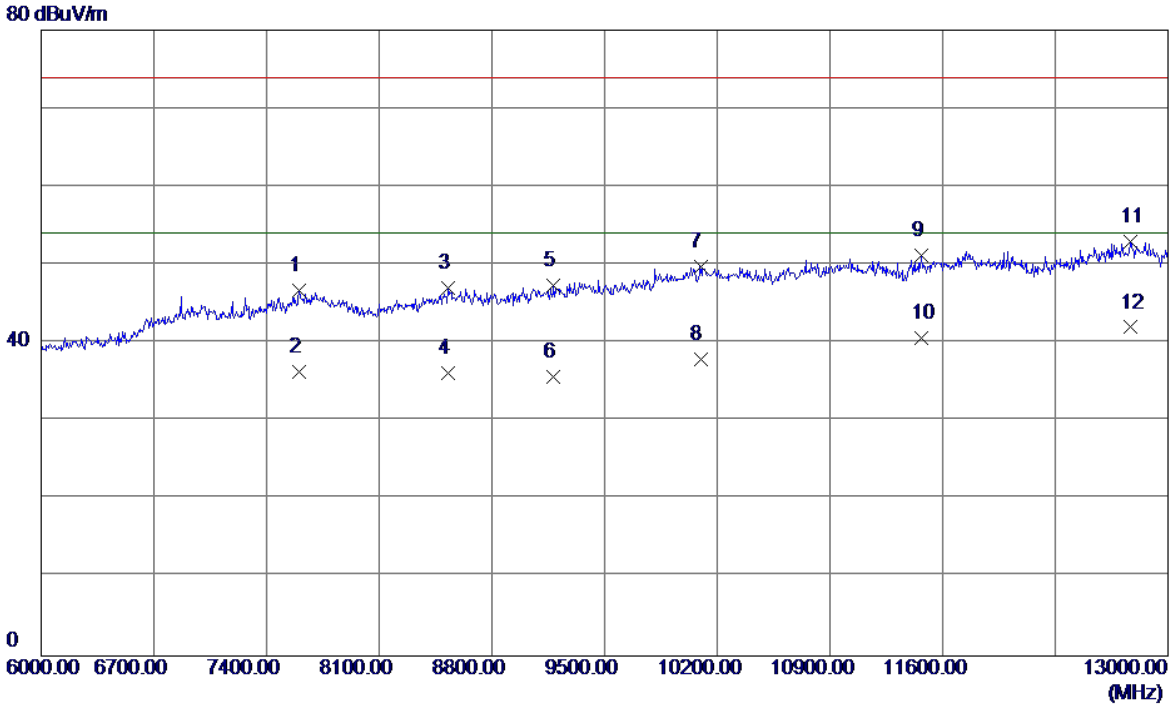

No.	Freq.	Reading Level	Correct Factor	Measure ment	Limit	Margin	
	MHz	dBuV/m	dB	dBuV/m	dBuV/m	dB	Detector
1	7603.0000	34.09	12.62	46.71	74.00	-27.29	Peak
2	7603.0000	23.74	12.62	36.36	54.00	-17.64	AVG
3	8530.5000	33.54	13.45	46.99	74.00	-27.01	Peak
4	8530.5000	22.66	13.45	36.11	54.00	-17.89	AVG
5	9185.0000	32.78	14.53	47.31	74.00	-26.69	Peak
6	9185.0000	21.16	14.53	35.69	54.00	-18.31	AVG
7	10095.0000	33.95	15.77	49.72	74.00	-24.28	Peak
8	10095.0000	22.15	15.77	37.92	54.00	-16.08	AVG
9	11467.0000	33.29	17.86	51.15	74.00	-22.85	Peak
10	11467.0000	22.82	17.86	40.68	54.00	-13.32	AVG
11	12769.0000	34.50	18.48	52.98	74.00	-21.02	Peak
12 *	12769.0000	23.52	18.48	42.00	54.00	-12.00	AVG

EUT	Smart Phone	Model Name	WAS-LX1
Temperature	25°C	Relative Humidity	60%
Test Voltage	AC 120V/60Hz	Polarization	Horizontal
Test Mode	Adapter+Idle+BT+2.4G WIFI+GPS+Camera on+Earphone		
Note	Adapter:BYD+USB Cable:Luxshare+Battery:Sunwoda(ALT)+Earphone:Lianchuang		
Test Engineer	Kevin Li		

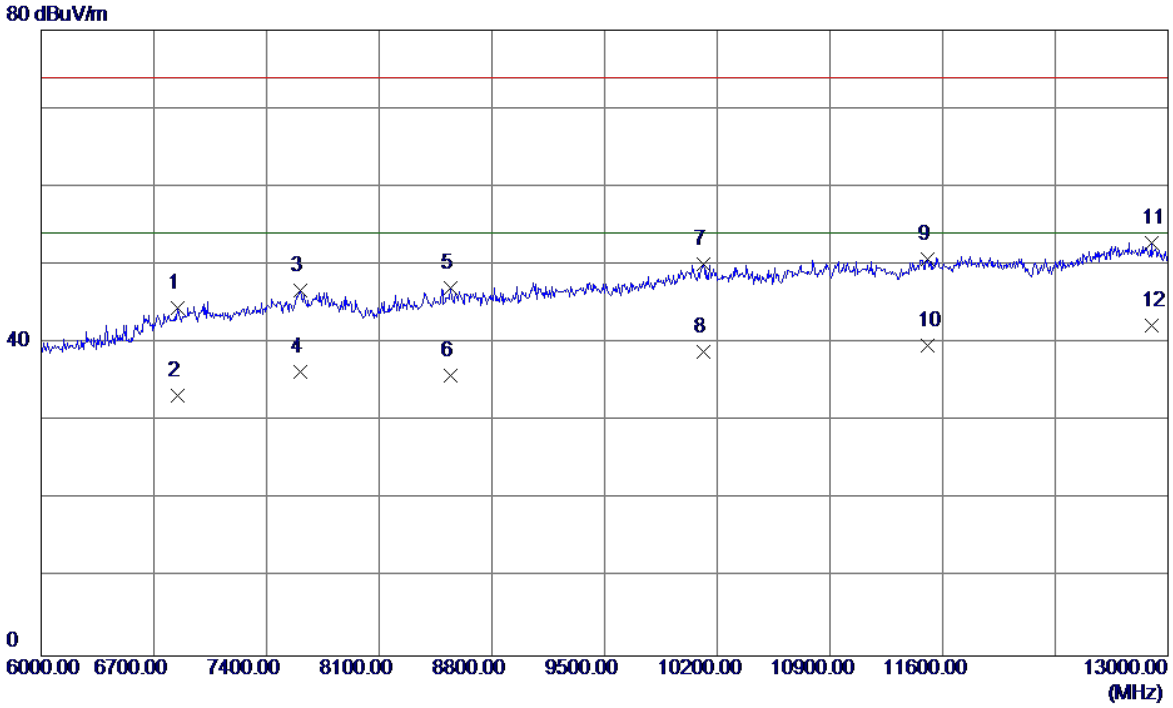

No.	Freq.	Reading Level	Correct Factor	Measure ment	Limit	Margin	
	MHz	dBuV/m	dB	dBuV/m	dBuV/m	dB	Detector
1	6847.0000	33.60	10.88	44.48	74.00	-29.52	Peak
2	6847.0000	22.45	10.88	33.33	54.00	-20.67	AVG
3	7613.5000	34.13	12.61	46.74	74.00	-27.26	Peak
4	7613.5000	23.78	12.61	36.39	54.00	-17.61	AVG
5	8541.0000	33.60	13.47	47.07	74.00	-26.93	Peak
6	8541.0000	22.41	13.47	35.88	54.00	-18.12	AVG
7	10116.0000	34.24	15.82	50.06	74.00	-23.94	Peak
8	10116.0000	23.13	15.82	38.95	54.00	-15.05	AVG
9	11505.5000	32.80	17.90	50.70	74.00	-23.30	Peak
10	11505.5000	21.84	17.90	39.74	54.00	-14.26	AVG
11	12898.5000	34.21	18.66	52.87	74.00	-21.13	Peak
12 *	12898.5000	23.59	18.66	42.25	54.00	-11.75	AVG

EUT	Smart Phone	Model Name	WAS-LX1
Temperature	25°C	Relative Humidity	60%
Test Voltage	AC 120V/60Hz	Polarization	Vertical
Test Mode	Adapter+Idle+BT+5G WIFI+GPS+Camera on+Earphone		
Note	Adapter:BYD+USB Cable:Luxshare+Battery:Sunwoda(ALT)+Earphone:Lianchuang		
Test Engineer	Kevin Li		

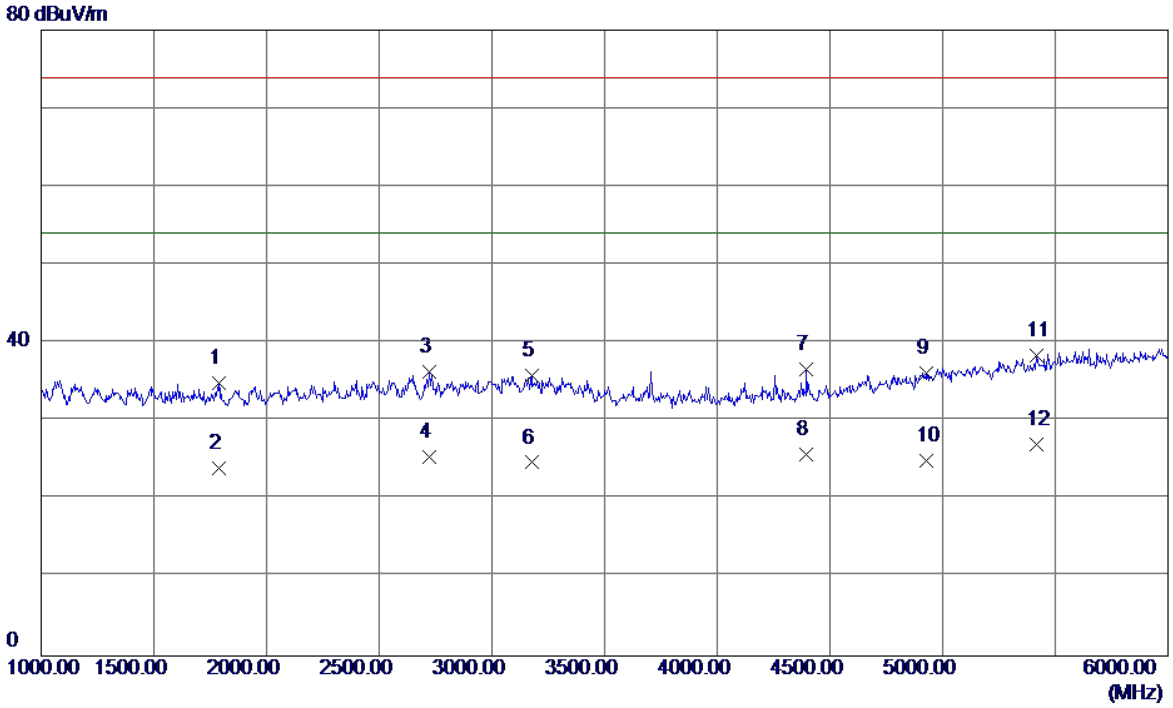

No.	Freq.	Reading Level	Correct Factor	Measure ment	Limit	Margin	
	MHz	dBuV/m	dB	dBuV/m	dBuV/m	dB	Detector
1	1787.5000	38.45	-3.58	34.87	74.00	-39.13	Peak
2	1787.5000	27.54	-3.58	23.96	54.00	-30.04	AVG
3	2722.5000	35.20	1.16	36.36	74.00	-37.64	Peak
4	2722.5000	24.22	1.16	25.38	54.00	-28.62	AVG
5	3177.5000	33.50	2.35	35.85	74.00	-38.15	Peak
6	3177.5000	22.37	2.35	24.72	54.00	-29.28	AVG
7	4395.0000	32.99	3.64	36.63	74.00	-37.37	Peak
8	4395.0000	22.14	3.64	25.78	54.00	-28.22	AVG
9	4930.0000	30.14	5.97	36.11	74.00	-37.89	Peak
10	4930.0000	19.06	5.97	25.03	54.00	-28.97	AVG
11	5417.5000	30.72	7.73	38.45	74.00	-35.55	Peak
12 *	5417.5000	19.35	7.73	27.08	54.00	-26.92	AVG

EUT	Smart Phone	Model Name	WAS-LX1
Temperature	25°C	Relative Humidity	60%
Test Voltage	AC 120V/60Hz	Polarization	Horizontal
Test Mode	Adapter+Idle+BT+5G WIFI+GPS+Camera on+Earphone		
Note	Adapter:BYD+USB Cable:Luxshare+Battery:Sunwoda(ALT)+Earphone:Lianchuang		
Test Engineer	Kevin Li		

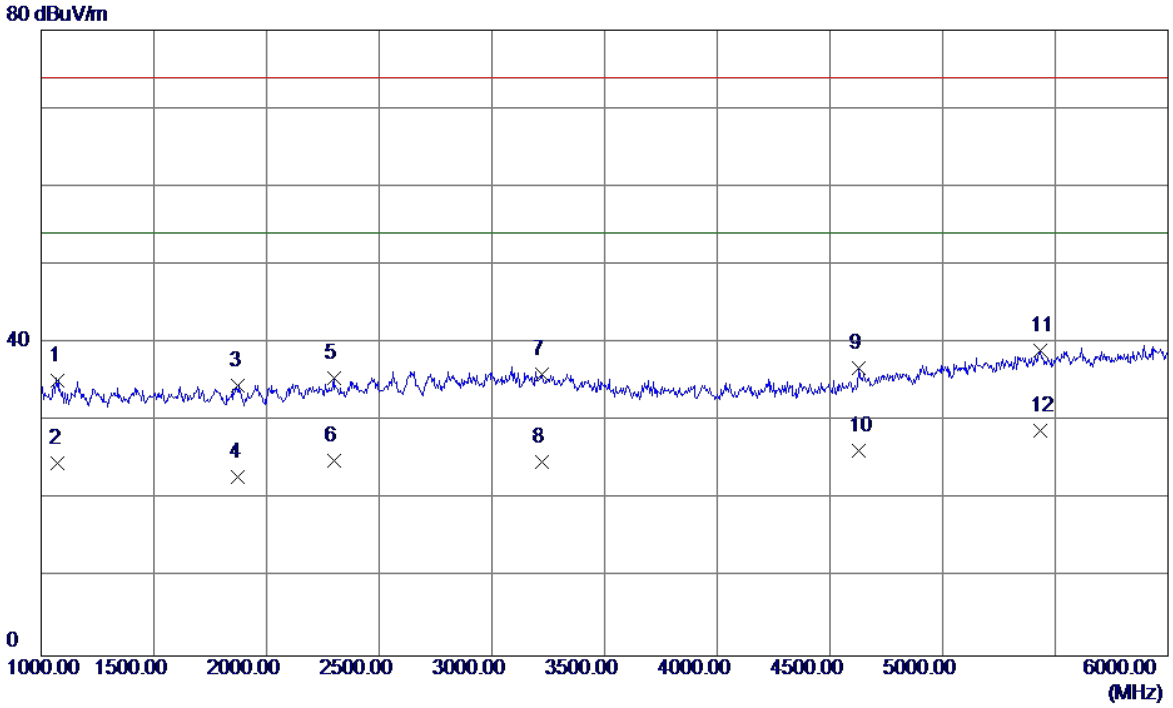

No.	Freq.	Reading Level	Correct Factor	Measure ment	Limit	Margin	
	MHz	dBuV/m	dB	dBuV/m	dBuV/m	dB	Detector
1	1075.0000	41.63	-6.46	35.17	74.00	-38.83	Peak
2	1075.0000	31.17	-6.46	24.71	54.00	-29.29	AVG
3	1875.0000	37.76	-3.17	34.59	74.00	-39.41	Peak
4	1875.0000	26.00	-3.17	22.83	54.00	-31.17	AVG
5	2297.5000	36.52	-0.94	35.58	74.00	-38.42	Peak
6	2297.5000	25.83	-0.94	24.89	54.00	-29.11	AVG
7	3222.5000	33.71	2.34	36.05	74.00	-37.95	Peak
8	3222.5000	22.50	2.34	24.84	54.00	-29.16	AVG
9	4627.5000	32.28	4.50	36.78	74.00	-37.22	Peak
10	4627.5000	21.81	4.50	26.31	54.00	-27.69	AVG
11	5432.5000	31.25	7.78	39.03	74.00	-34.97	Peak
12 *	5432.5000	21.05	7.78	28.83	54.00	-25.17	AVG

EUT	Smart Phone	Model Name	WAS-LX1
Temperature	25°C	Relative Humidity	60%
Test Voltage	AC 120V/60Hz	Polarization	Vertical
Test Mode	Adapter+Idle+BT+5G WIFI+GPS+Camera on+Earphone		
Note	Adapter:BYD+USB Cable:Luxshare+Battery:Sunwoda(ALT)+Earphone:Lianchuang		
Test Engineer	Kevin Li		

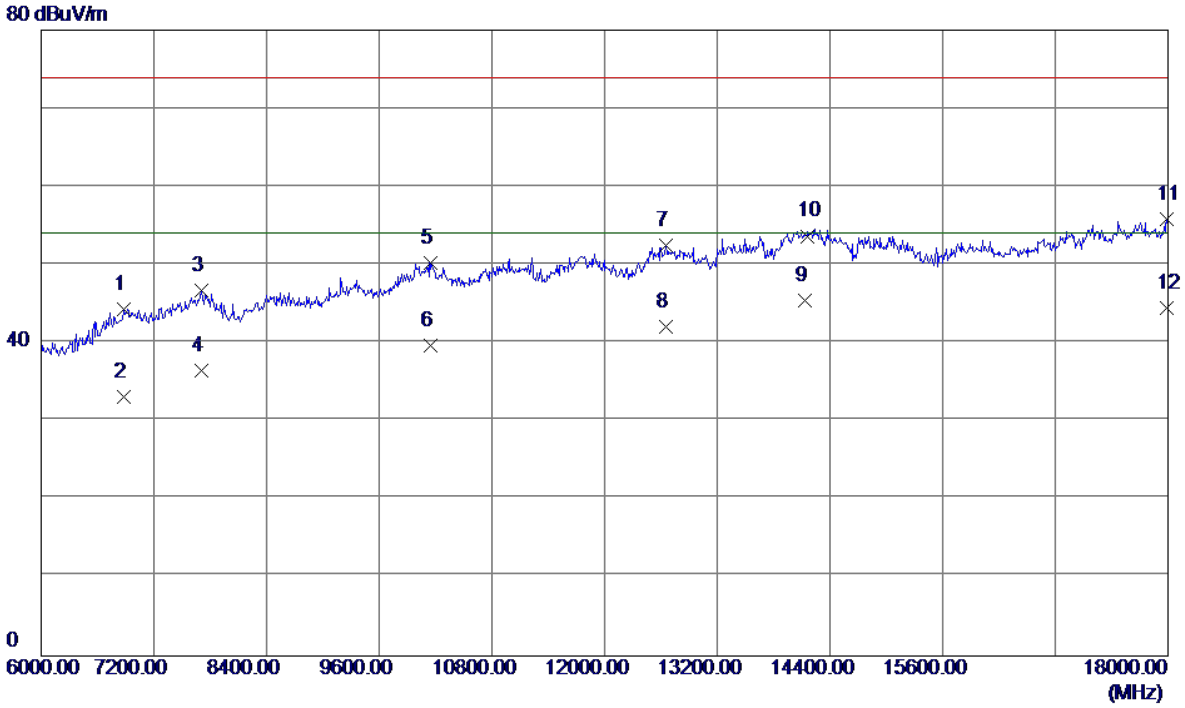

No.	Freq.	Reading Level	Correct Factor	Measure ment	Limit	Margin	
	MHz	dBuV/m	dB	dBuV/m	dBuV/m	dB	Detector
1	6882.0000	33.36	11.01	44.37	74.00	-29.63	Peak
2	6882.0000	22.16	11.01	33.17	54.00	-20.83	AVG
3	7704.0000	34.10	12.59	46.69	74.00	-27.31	Peak
4	7704.0000	23.88	12.59	36.47	54.00	-17.53	AVG
5	10152.0000	34.39	15.90	50.29	74.00	-23.71	Peak
6	10152.0000	23.84	15.90	39.74	54.00	-14.26	AVG
7	12648.0000	34.25	18.30	52.55	74.00	-21.45	Peak
8	12648.0000	23.85	18.30	42.15	54.00	-11.85	AVG
9 *	14136.0000	22.84	22.60	45.44	54.00	-8.56	AVG
10	14154.0000	31.07	22.61	53.68	74.00	-20.32	Peak
11	17988.0000	30.70	25.09	55.79	74.00	-18.21	Peak
12	17988.0000	19.39	25.09	44.48	54.00	-9.52	AVG

EUT	Smart Phone	Model Name	WAS-LX1
Temperature	25°C	Relative Humidity	60%
Test Voltage	AC 120V/60Hz	Polarization	Horizontal
Test Mode	Adapter+Idle+BT+5G WIFI+GPS+Camera on+Earphone		
Note	Adapter:BYD+USB Cable:Luxshare+Battery:Sunwoda(ALT)+Earphone:Lianchuang		
Test Engineer	Kevin Li		

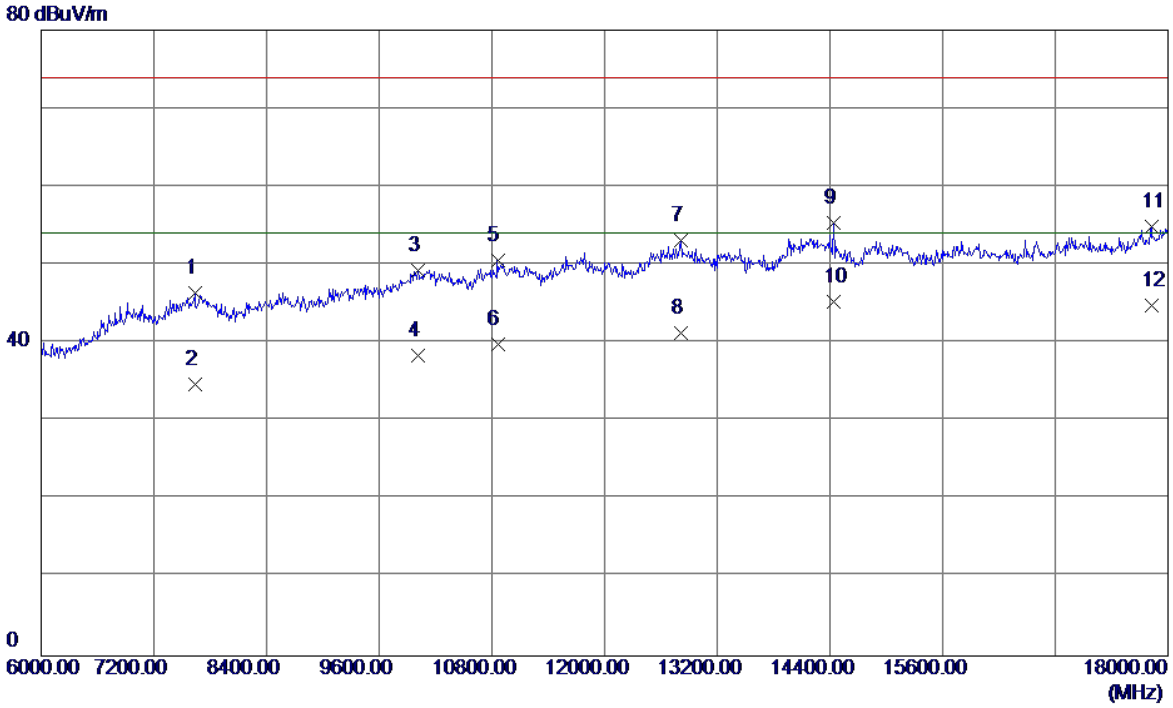

No.	Freq.	Reading Level	Correct Factor	Measure ment	Limit	Margin	
	MHz	dBuV/m	dB	dBuV/m	dBuV/m	dB	Detector
1	7638.0000	33.73	12.61	46.34	74.00	-27.66	Peak
2	7638.0000	22.08	12.61	34.69	54.00	-19.31	AVG
3	10014.0000	33.76	15.59	49.35	74.00	-24.65	Peak
4	10014.0000	22.86	15.59	38.45	54.00	-15.55	AVG
5	10860.0000	33.58	17.04	50.62	74.00	-23.38	Peak
6	10860.0000	22.82	17.04	39.86	54.00	-14.14	AVG
7	12810.0000	34.51	18.54	53.05	74.00	-20.95	Peak
8	12810.0000	22.68	18.54	41.22	54.00	-12.78	AVG
9	14436.0000	32.50	22.84	55.34	74.00	-18.66	Peak
10 *	14436.0000	22.42	22.84	45.26	54.00	-8.74	AVG
11	17826.0000	30.38	24.55	54.93	74.00	-19.07	Peak
12	17826.0000	20.26	24.55	44.81	54.00	-9.19	AVG

EUT	Smart Phone	Model Name	WAS-LX1
Temperature	25°C	Relative Humidity	60%
Test Voltage	AC 120V/60Hz	Polarization	Vertical
Test Mode	Adapter+Idle+BT+5G WIFI+GPS+Camera on+Earphone		
Note	Adapter:BYD+USB Cable:Luxshare+Battery:Sunwoda(ALT)+Earphone:Lianchuang		
Test Engineer	Kevin Li		

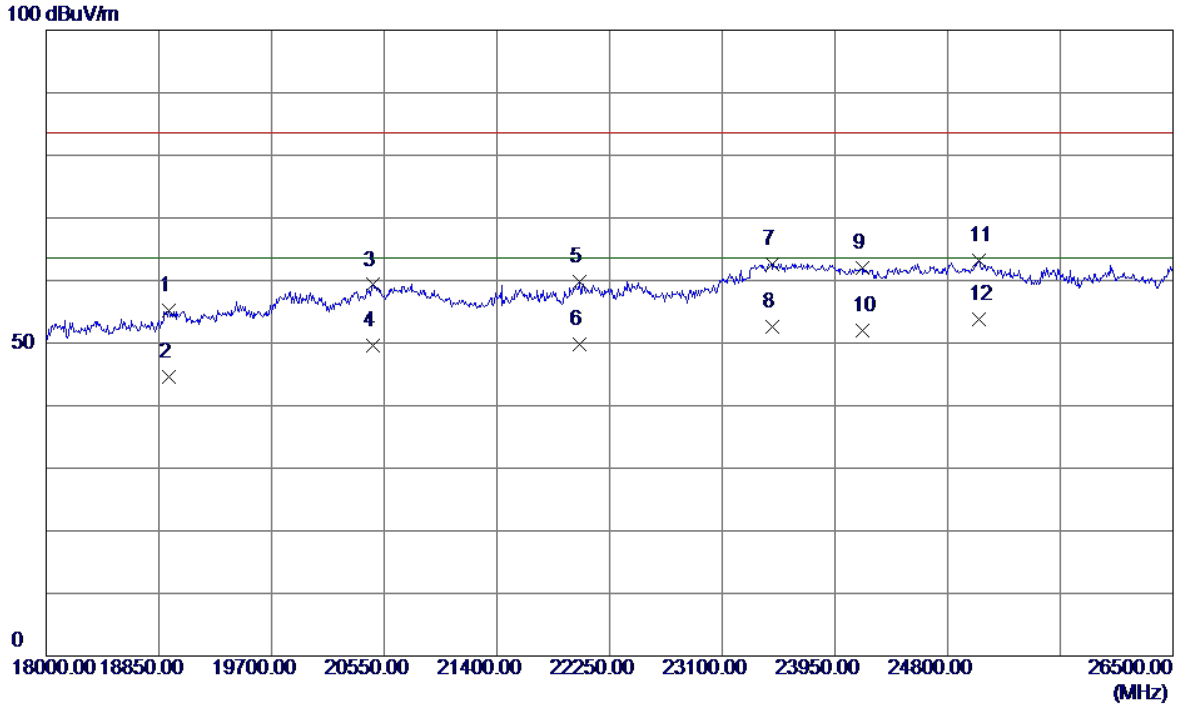

No.	Freq.	Reading Level	Correct Factor	Measure ment	Limit	Margin	
	MHz	dBuV/m	dB	dBuV/m	dBuV/m	dB	Detector
1	18926.5000	51.73	3.40	55.13	83.50	-28.37	Peak
2	18926.5000	41.23	3.40	44.63	63.50	-18.87	AVG
3	20465.0000	57.33	1.97	59.30	83.50	-24.20	Peak
4	20465.0000	47.66	1.97	49.63	63.50	-13.87	AVG
5	22020.5000	56.16	3.60	59.76	83.50	-23.74	Peak
6	22020.5000	46.21	3.60	49.81	63.50	-13.69	AVG
7	23474.0000	58.72	3.95	62.67	83.50	-20.83	Peak
8	23474.0000	48.62	3.95	52.57	63.50	-10.93	AVG
9	24154.0000	58.45	3.49	61.94	83.50	-21.56	Peak
10	24154.0000	48.51	3.49	52.00	63.50	-11.50	AVG
11	25038.0000	59.06	4.21	63.27	83.50	-20.23	Peak
12 *	25038.0000	49.62	4.21	53.83	63.50	-9.67	AVG

EUT	Smart Phone	Model Name	WAS-LX1
Temperature	25°C	Relative Humidity	60%
Test Voltage	AC 120V/60Hz	Polarization	Horizontal
Test Mode	Adapter+Idle+BT+5G WIFI+GPS+Camera on+Earphone		
Note	Adapter:BYD+USB Cable:Luxshare+Battery:Sunwoda(ALT)+Earphone:Lianchuang		
Test Engineer	Kevin Li		

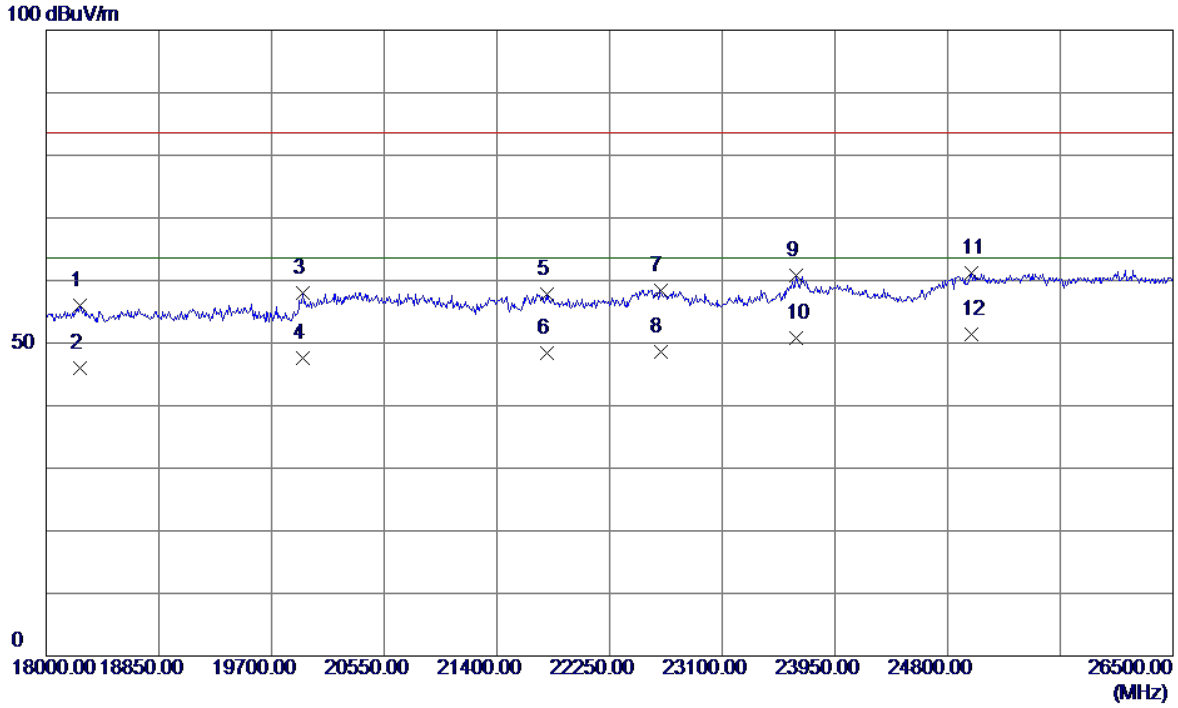

No.	Freq.	Reading Level	Correct Factor	Measure ment	Limit	Margin	
	MHz	dBuV/m	dB	dBuV/m	dBuV/m	dB	Detector
1	18255.0000	52.09	3.93	56.02	83.50	-27.48	Peak
2	18255.0000	42.05	3.93	45.98	63.50	-17.52	AVG
3	19938.0000	55.84	2.09	57.93	83.50	-25.57	Peak
4	19938.0000	45.59	2.09	47.68	63.50	-15.82	AVG
5	21774.0000	54.19	3.61	57.80	83.50	-25.70	Peak
6	21774.0000	44.85	3.61	48.46	63.50	-15.04	AVG
7	22632.5000	54.73	3.74	58.47	83.50	-25.03	Peak
8	22632.5000	44.91	3.74	48.65	63.50	-14.85	AVG
9	23661.0000	57.12	3.74	60.86	83.50	-22.64	Peak
10	23661.0000	47.00	3.74	50.74	63.50	-12.76	AVG
11	24978.5000	57.07	4.14	61.21	83.50	-22.29	Peak
12 *	24978.5000	47.22	4.14	51.36	63.50	-12.14	AVG

EUT	Smart Phone	Model Name	WAS-LX1
Temperature	25°C	Relative Humidity	60%
Test Voltage	AC 120V/60Hz	Polarization	Vertical
Test Mode	Adapter+Idle+BT+5G WIFI+GPS+Camera on+Earphone		
Note	Adapter:BYD+USB Cable:Luxshare+Battery:Sunwoda(ALT)+Earphone:Lianchuang		
Test Engineer	Kevin Li		

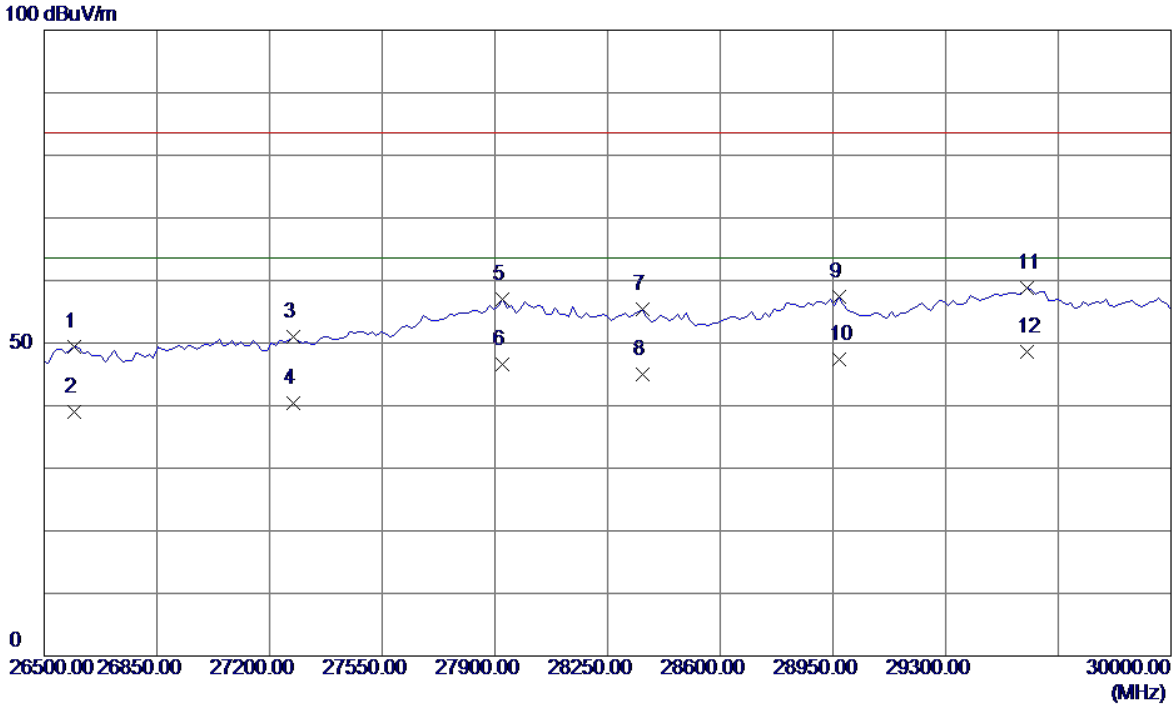

No.	Freq.	Reading Level	Correct Factor	Measure ment	Limit	Margin	
	MHz	dBuV/m	dB	dBuV/m	dBuV/m	dB	Detector
1	26594.9610	45.50	3.81	49.31	83.50	-34.19	Peak
2	26594.9610	35.27	3.81	39.08	63.50	-24.42	AVG
3	27273.2560	47.68	3.30	50.98	83.50	-32.52	Peak
4	27273.2560	37.15	3.30	40.45	63.50	-23.05	AVG
5	27924.4190	52.94	4.14	57.08	83.50	-26.42	Peak
6	27924.4190	42.55	4.14	46.69	63.50	-16.81	AVG
7	28358.5270	50.67	4.78	55.45	83.50	-28.05	Peak
8	28358.5270	40.23	4.78	45.01	63.50	-18.49	AVG
9	28968.9920	51.83	5.51	57.34	83.50	-26.16	Peak
10	28968.9920	41.91	5.51	47.42	63.50	-16.08	AVG
11	29552.3260	52.69	6.13	58.82	83.50	-24.68	Peak
12 *	29552.3260	42.55	6.13	48.68	63.50	-14.82	AVG

EUT	Smart Phone	Model Name	WAS-LX1
Temperature	25°C	Relative Humidity	60%
Test Voltage	AC 120V/60Hz	Polarization	Horizontal
Test Mode	Adapter+Idle+BT+5G WIFI+GPS+Camera on+Earphone		
Note	Adapter:BYD+USB Cable:Luxshare+Battery:Sunwoda(ALT)+Earphone:Lianchuang		
Test Engineer	Kevin Li		

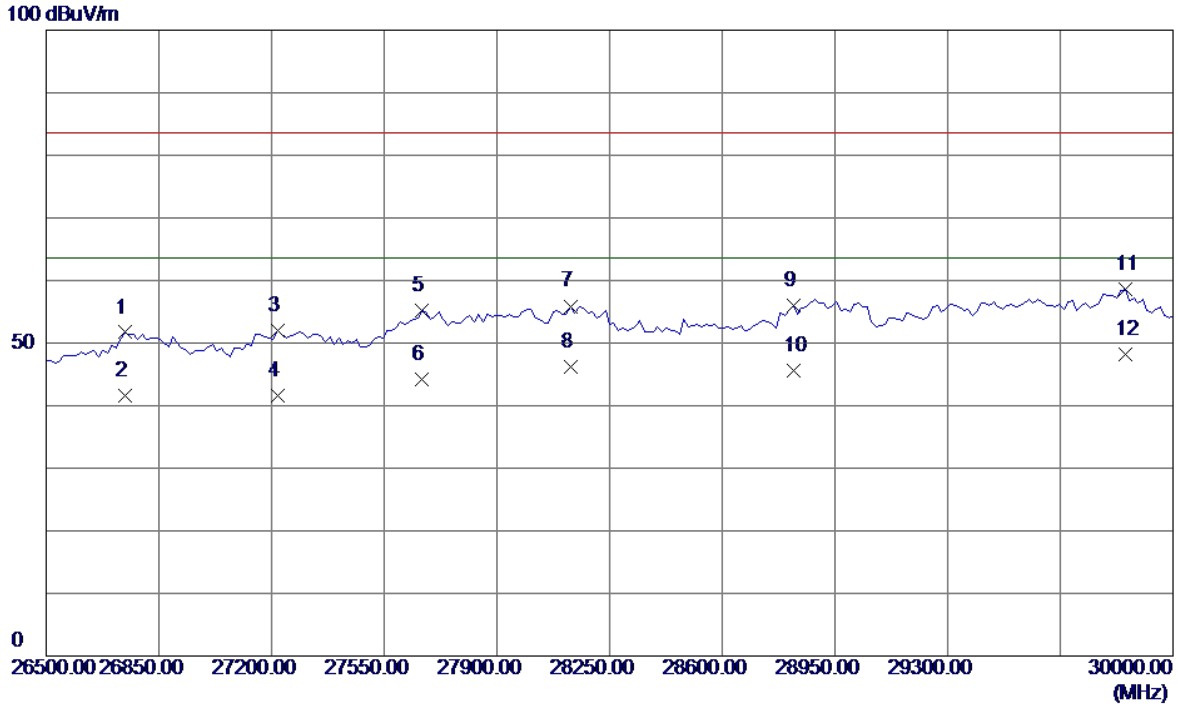

No.	Freq.	Reading Level	Correct Factor	Measure ment	Limit	Margin	
	MHz	dBuV/m	dB	dBuV/m	dBuV/m	dB	Detector
1	26744.1860	47.77	3.93	51.70	83.50	-31.80	Peak
2	26744.1860	37.62	3.93	41.55	63.50	-21.95	AVG
3	27218.9920	48.58	3.47	52.05	83.50	-31.45	Peak
4	27218.9920	38.11	3.47	41.58	63.50	-21.92	AVG
5	27666.6670	51.95	3.22	55.17	83.50	-28.33	Peak
6	27666.6670	41.01	3.22	44.23	63.50	-19.27	AVG
7	28127.9070	51.36	4.54	55.90	83.50	-27.60	Peak
8	28127.9070	41.63	4.54	46.17	63.50	-17.33	AVG
9	28819.7670	50.64	5.32	55.96	83.50	-27.54	Peak
10	28819.7670	40.22	5.32	45.54	63.50	-17.96	AVG
11	29850.7750	51.44	7.10	58.54	83.50	-24.96	Peak
12 *	29850.7750	41.06	7.10	48.16	63.50	-15.34	AVG

EUT	Smart Phone	Model Name	WAS-LX1
Temperature	25°C	Relative Humidity	60%
Test Voltage	AC 120V/60Hz	Polarization	Vertical
Test Mode	Adapter+Idle+Playing+Speaker		
Note	Adapter:BYD+USB Cable:Luxshare+Battery:Sunwoda(ALT)		
Test Engineer	Kevin Li		

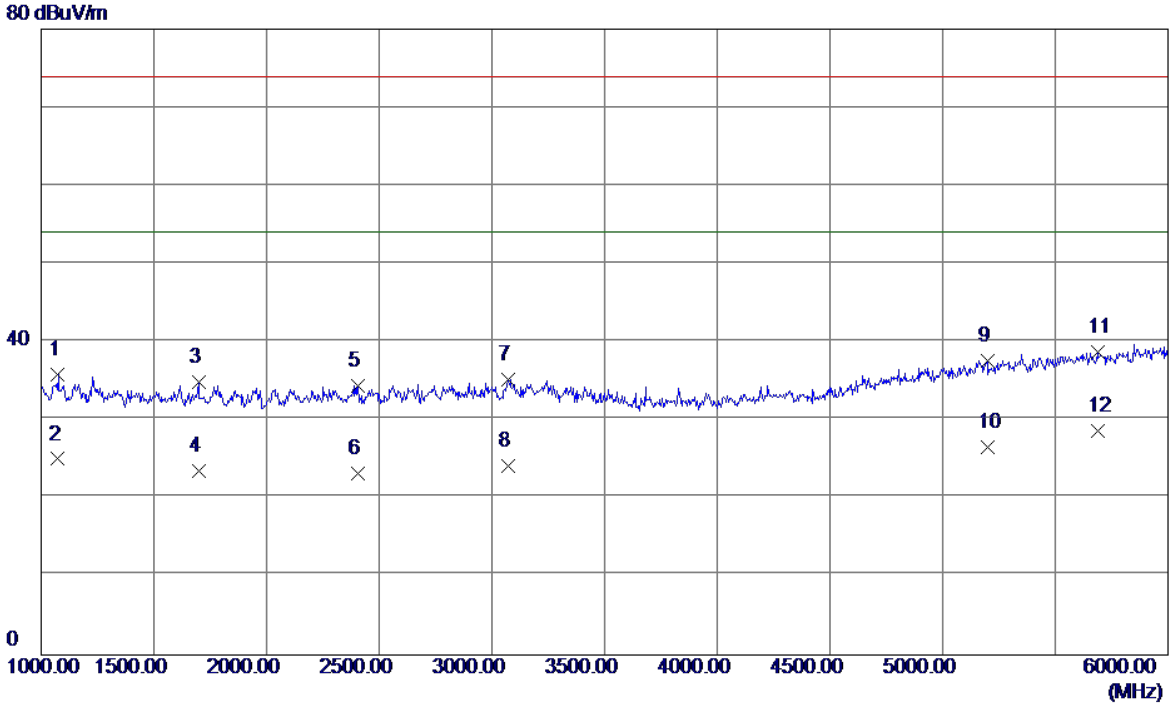

No.	Freq.	Reading Level	Correct Factor	Measure ment	Limit	Margin	
	MHz	dBuV/m	dB	dBuV/m	dBuV/m	dB	Detector
1	1075.0000	42.27	-6.46	35.81	74.00	-38.19	Peak
2	1075.0000	31.50	-6.46	25.04	54.00	-28.96	AVG
3	1697.5000	38.85	-4.01	34.84	74.00	-39.16	Peak
4	1697.5000	27.50	-4.01	23.49	54.00	-30.51	AVG
5	2407.5000	34.79	-0.34	34.45	74.00	-39.55	Peak
6	2407.5000	23.58	-0.34	23.24	54.00	-30.76	AVG
7	3070.0000	32.86	2.38	35.24	74.00	-38.76	Peak
8	3070.0000	21.85	2.38	24.23	54.00	-29.77	AVG
9	5197.5000	30.60	6.98	37.58	74.00	-36.42	Peak
10	5197.5000	19.54	6.98	26.52	54.00	-27.48	AVG
11	5687.5000	30.61	8.18	38.79	74.00	-35.21	Peak
12 *	5687.5000	20.52	8.18	28.70	54.00	-25.30	AVG

EUT	Smart Phone	Model Name	WAS-LX1
Temperature	25°C	Relative Humidity	60%
Test Voltage	AC 120V/60Hz	Polarization	Horizontal
Test Mode	Adapter+Idle+Playing+Speaker		
Note	Adapter:BYD+USB Cable:Luxshare+Battery:Sunwoda(ALT)		
Test Engineer	Kevin Li		

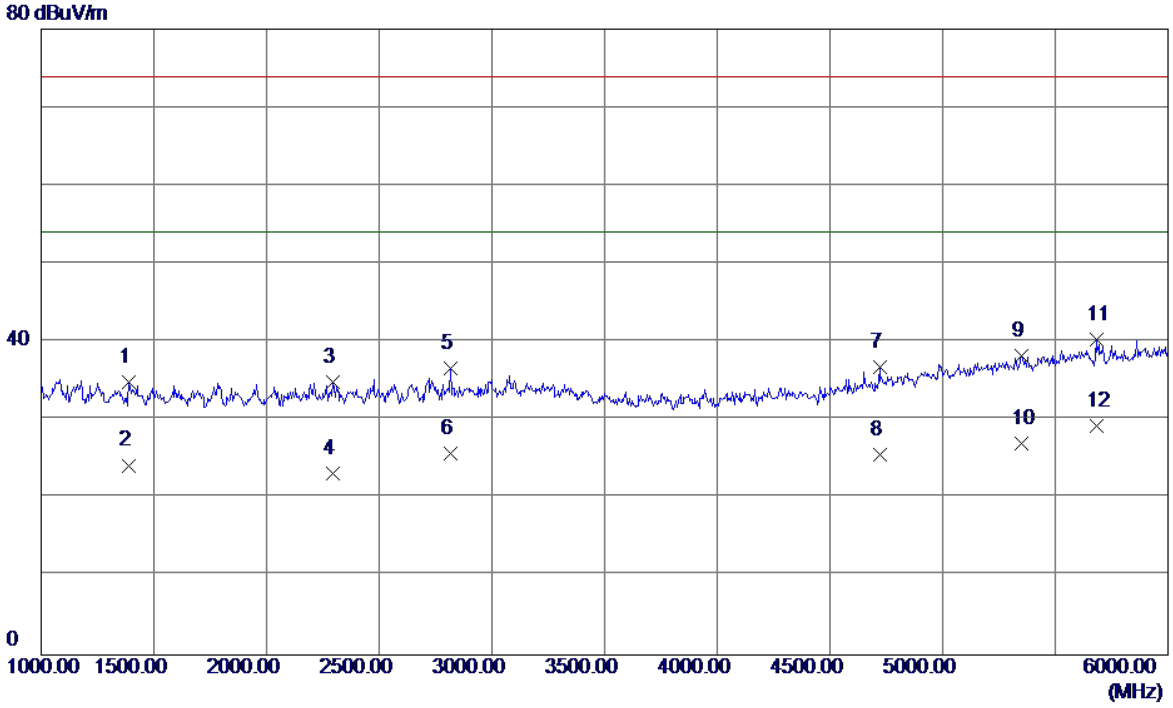

No.	Freq.	Reading Level	Correct Factor	Measure ment	Limit	Margin	
	MHz	dBuV/m	dB	dBuV/m	dBuV/m	dB	Detector
1	1390.0000	40.18	-5.34	34.84	74.00	-39.16	Peak
2	1390.0000	29.58	-5.34	24.24	54.00	-29.76	AVG
3	2295.0000	35.87	-0.95	34.92	74.00	-39.08	Peak
4	2295.0000	24.15	-0.95	23.20	54.00	-30.80	AVG
5	2817.5000	35.01	1.59	36.60	74.00	-37.40	Peak
6	2817.5000	24.17	1.59	25.76	54.00	-28.24	AVG
7	4722.5000	31.90	4.96	36.86	74.00	-37.14	Peak
8	4722.5000	20.58	4.96	25.54	54.00	-28.46	AVG
9	5350.0000	30.74	7.50	38.24	74.00	-35.76	Peak
10	5350.0000	19.57	7.50	27.07	54.00	-26.93	AVG
11	5682.5000	32.18	8.17	40.35	74.00	-33.65	Peak
12 *	5682.5000	21.15	8.17	29.32	54.00	-24.68	AVG

EUT	Smart Phone	Model Name	WAS-LX1
Temperature	25°C	Relative Humidity	60%
Test Voltage	AC 120V/60Hz	Polarization	Vertical
Test Mode	Adapter+Traffic (GSM)+ Earphone		
Note	Adapter:BYD+USB Cable:Luxshare+Battery:Sunwoda(ALT)+Earphone:Lianchuang		
Test Engineer	Kevin Li		

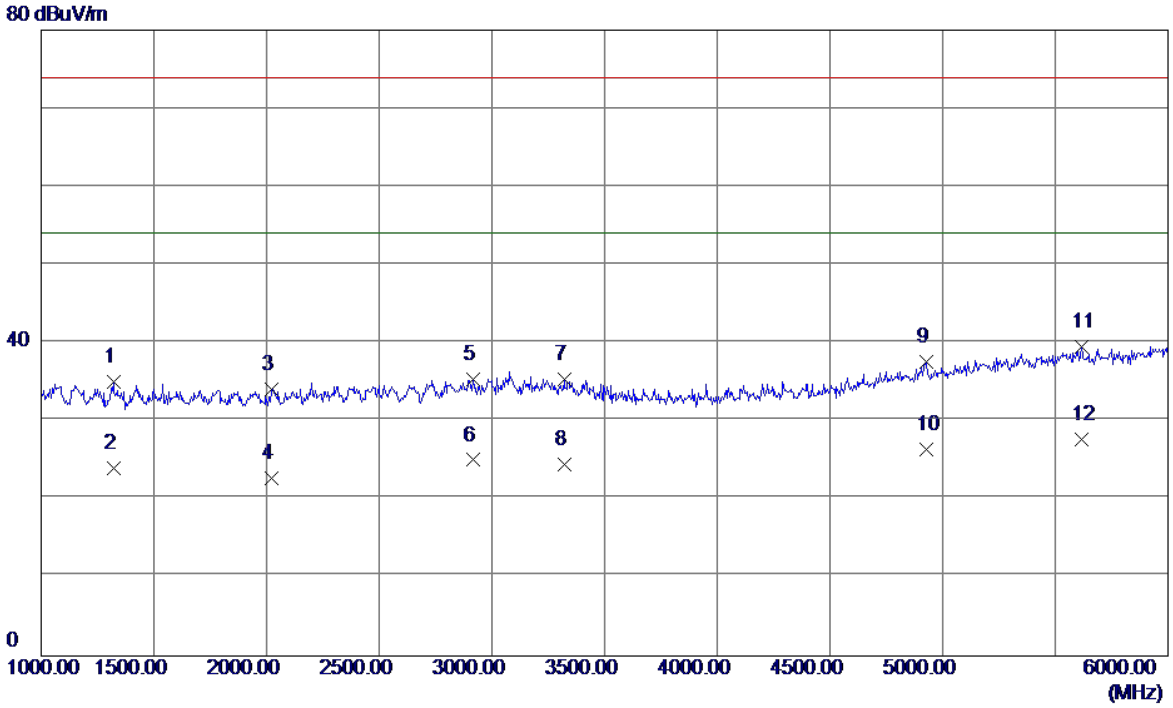

No.	Freq.	Reading Level	Correct Factor	Measure ment	Limit	Margin	
	MHz	dBuV/m	dB	dBuV/m	dBuV/m	dB	Detector
1	1322.5000	40.65	-5.58	35.07	74.00	-38.93	Peak
2	1322.5000	29.56	-5.58	23.98	54.00	-30.02	AVG
3	2022.5000	36.59	-2.45	34.14	74.00	-39.86	Peak
4	2022.5000	25.17	-2.45	22.72	54.00	-31.28	AVG
5	2915.0000	33.33	2.02	35.35	74.00	-38.65	Peak
6	2915.0000	23.02	2.02	25.04	54.00	-28.96	AVG
7	3320.0000	33.11	2.31	35.42	74.00	-38.58	Peak
8	3320.0000	22.16	2.31	24.47	54.00	-29.53	AVG
9	4927.5000	31.69	5.96	37.65	74.00	-36.35	Peak
10	4927.5000	20.51	5.96	26.47	54.00	-27.53	AVG
11	5617.5000	31.34	8.12	39.46	74.00	-34.54	Peak
12 *	5617.5000	19.56	8.12	27.68	54.00	-26.32	AVG

EUT	Smart Phone	Model Name	WAS-LX1
Temperature	25°C	Relative Humidity	60%
Test Voltage	AC 120V/60Hz	Polarization	Horizontal
Test Mode	Adapter+Traffic (GSM)+ Earphone		
Note	Adapter:BYD+USB Cable:Luxshare+Battery:Sunwoda(ALT)+Earphone:Lianchuang		
Test Engineer	Kevin Li		

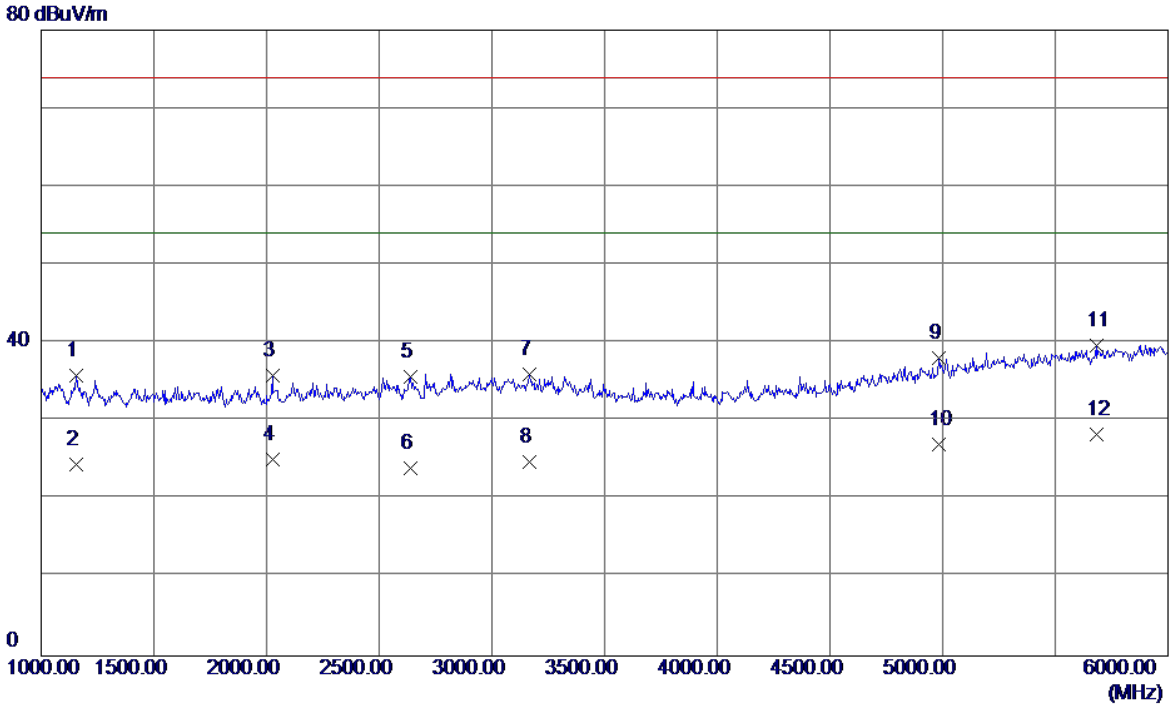

No.	Freq.	Reading Level	Correct Factor	Measure ment	Limit	Margin	
	MHz	dBuV/m	dB	dBuV/m	dBuV/m	dB	Detector
1	1155.0000	41.97	-6.18	35.79	74.00	-38.21	Peak
2	1155.0000	30.69	-6.18	24.51	54.00	-29.49	AVG
3	2027.5000	38.21	-2.42	35.79	74.00	-38.21	Peak
4	2027.5000	27.52	-2.42	25.10	54.00	-28.90	AVG
5	2637.5000	34.84	0.78	35.62	74.00	-38.38	Peak
6	2637.5000	23.18	0.78	23.96	54.00	-30.04	AVG
7	3167.5000	33.62	2.35	35.97	74.00	-38.03	Peak
8	3167.5000	22.52	2.35	24.87	54.00	-29.13	AVG
9	4982.5000	31.91	6.22	38.13	74.00	-35.87	Peak
10	4982.5000	20.85	6.22	27.07	54.00	-26.93	AVG
11	5682.5000	31.56	8.17	39.73	74.00	-34.27	Peak
12 *	5682.5000	20.15	8.17	28.32	54.00	-25.68	AVG

EUT	Smart Phone	Model Name	WAS-LX1
Temperature	25°C	Relative Humidity	60%
Test Voltage	AC 120V/60Hz	Polarization	Vertical
Test Mode	Adapter+Traffic (WCDMA)		
Note	Adapter:BYD+USB Cable:Luxshare+Battery:Sunwoda(ALT)		
Test Engineer	Kevin Li		

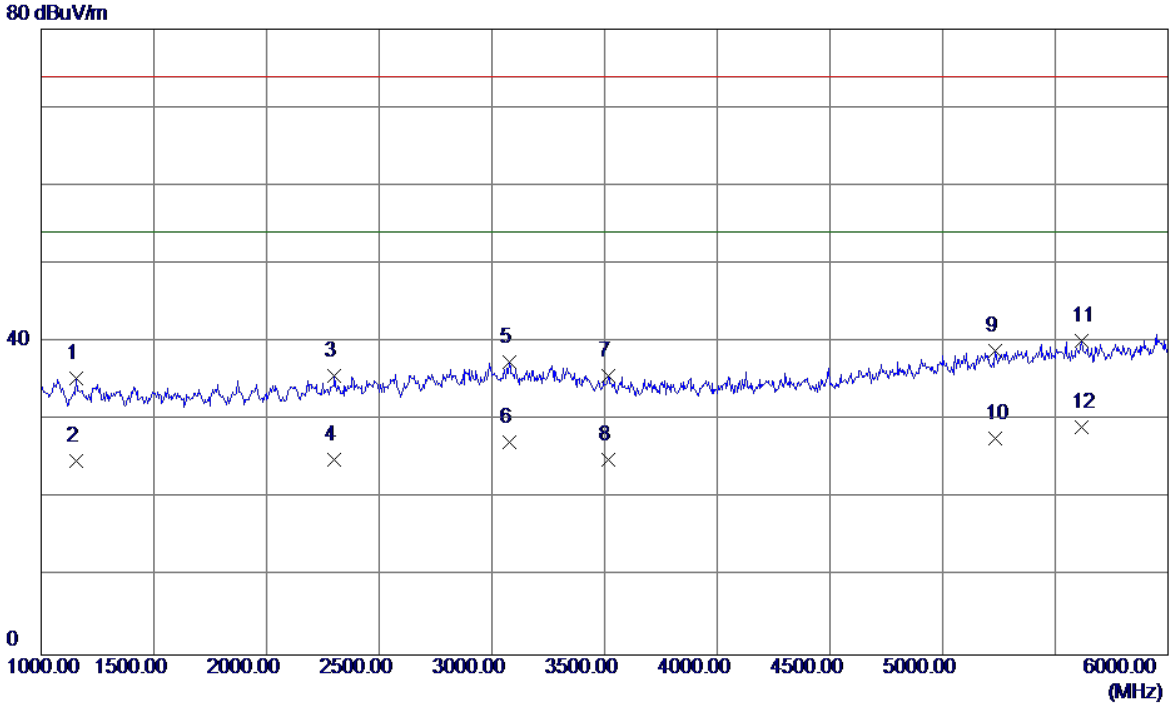

No.	Freq.	Reading Level	Correct Factor	Measure ment	Limit	Margin	
	MHz	dBuV/m	dB	dBuV/m	dBuV/m	dB	Detector
1	1155.0000	41.56	-6.18	35.38	74.00	-38.62	Peak
2	1155.0000	31.05	-6.18	24.87	54.00	-29.13	AVG
3	2300.0000	36.58	-0.93	35.65	74.00	-38.35	Peak
4	2300.0000	25.86	-0.93	24.93	54.00	-29.07	AVG
5	3077.5000	35.02	2.38	37.40	74.00	-36.60	Peak
6	3077.5000	24.82	2.38	27.20	54.00	-26.80	AVG
7	3515.0000	33.47	2.27	35.74	74.00	-38.26	Peak
8	3515.0000	22.67	2.27	24.94	54.00	-29.06	AVG
9	5235.0000	31.72	7.11	38.83	74.00	-35.17	Peak
10	5235.0000	20.54	7.11	27.65	54.00	-26.35	AVG
11	5617.5000	32.00	8.12	40.12	74.00	-33.88	Peak
12 *	5617.5000	21.04	8.12	29.16	54.00	-24.84	AVG

EUT	Smart Phone	Model Name	WAS-LX1
Temperature	25°C	Relative Humidity	60%
Test Voltage	AC 120V/60Hz	Polarization	Horizontal
Test Mode	Adapter+Traffic (WCDMA)		
Note	Adapter:BYD+USB Cable:Luxshare+Battery:Sunwoda(ALT)		
Test Engineer	Kevin Li		

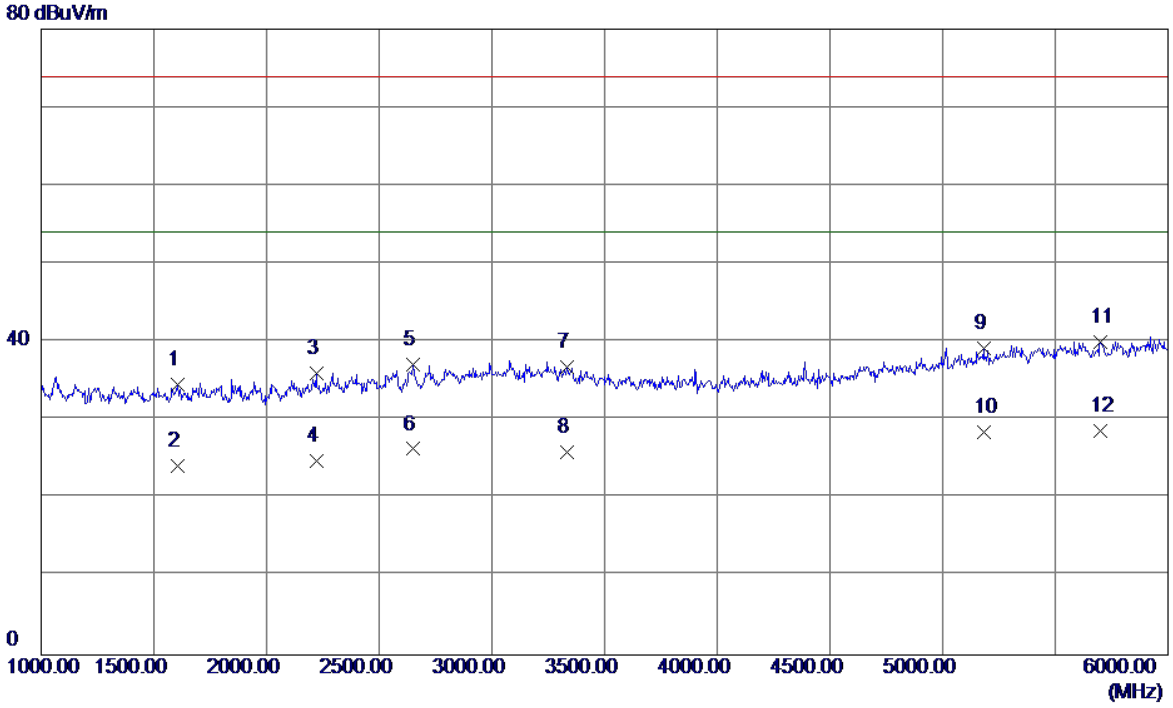

No.	Freq.	Reading Level	Correct Factor	Measure ment	Limit	Margin	
	MHz	dBuV/m	dB	dBuV/m	dBuV/m	dB	Detector
1	1605.0000	39.07	-4.45	34.62	74.00	-39.38	Peak
2	1605.0000	28.64	-4.45	24.19	54.00	-29.81	AVG
3	2220.0000	37.40	-1.36	36.04	74.00	-37.96	Peak
4	2220.0000	26.13	-1.36	24.77	54.00	-29.23	AVG
5	2650.0000	36.33	0.84	37.17	74.00	-36.83	Peak
6	2650.0000	25.48	0.84	26.32	54.00	-27.68	AVG
7	3332.5000	34.48	2.30	36.78	74.00	-37.22	Peak
8	3332.5000	23.59	2.30	25.89	54.00	-28.11	AVG
9	5182.5000	32.28	6.93	39.21	74.00	-34.79	Peak
10	5182.5000	21.56	6.93	28.49	54.00	-25.51	AVG
11	5702.5000	31.82	8.19	40.01	74.00	-33.99	Peak
12 *	5702.5000	20.52	8.19	28.71	54.00	-25.29	AVG

EUT	Smart Phone	Model Name	WAS-LX1
Temperature	25°C	Relative Humidity	60%
Test Voltage	AC 120V/60Hz	Polarization	Vertical
Test Mode	Adapter+Traffic (LTE)		
Note	Adapter:BYD+USB Cable:Luxshare+Battery:Sunwoda(ALT)		
Test Engineer	Kevin Li		

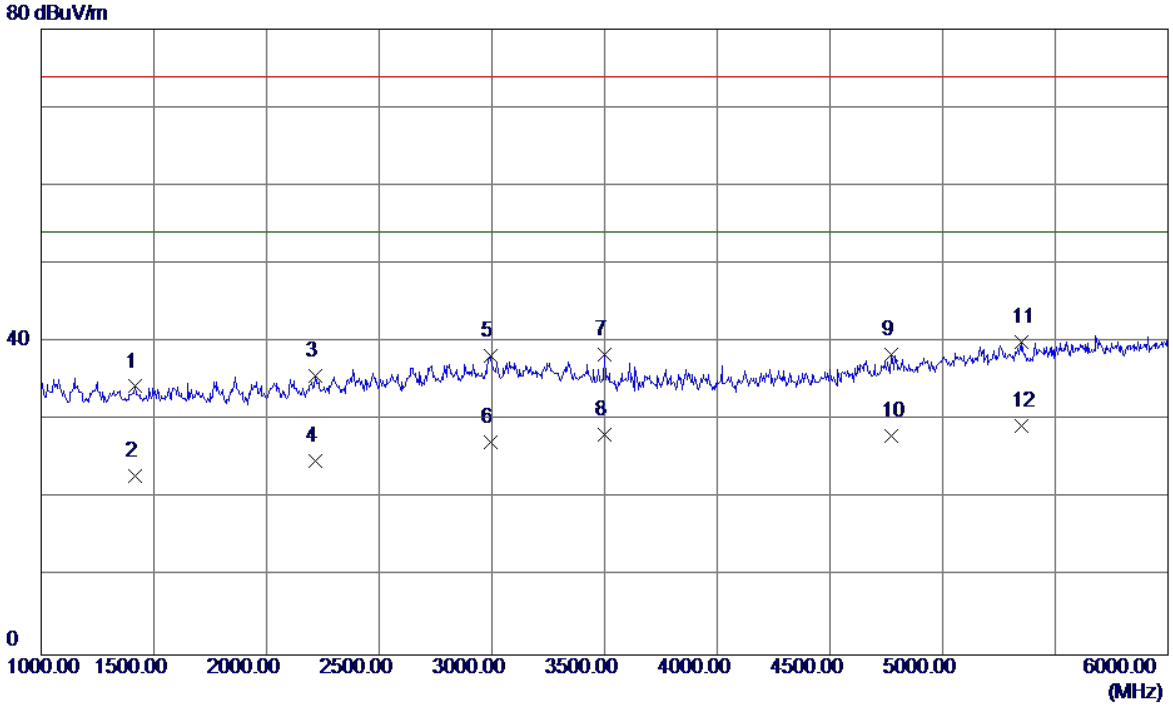

No.	Freq.	Reading Level	Correct Factor	Measure ment	Limit	Margin	
	MHz	dBuV/m	dB	dBuV/m	dBuV/m	dB	Detector
1	1417.5000	39.56	-5.24	34.32	74.00	-39.68	Peak
2	1417.5000	28.15	-5.24	22.91	54.00	-31.09	AVG
3	2215.0000	37.10	-1.39	35.71	74.00	-38.29	Peak
4	2215.0000	26.15	-1.39	24.76	54.00	-29.24	AVG
5	2992.5000	35.93	2.37	38.30	74.00	-35.70	Peak
6	2992.5000	24.80	2.37	27.17	54.00	-26.83	AVG
7	3502.5000	36.19	2.26	38.45	74.00	-35.55	Peak
8	3502.5000	25.84	2.26	28.10	54.00	-25.90	AVG
9	4770.0000	33.19	5.19	38.38	74.00	-35.62	Peak
10	4770.0000	22.85	5.19	28.04	54.00	-25.96	AVG
11	5350.0000	32.53	7.50	40.03	74.00	-33.97	Peak
12 *	5350.0000	21.81	7.50	29.31	54.00	-24.69	AVG

EUT	Smart Phone	Model Name	WAS-LX1
Temperature	25°C	Relative Humidity	60%
Test Voltage	AC 120V/60Hz	Polarization	Horizontal
Test Mode	Adapter+Traffic (LTE)		
Note	Adapter:BYD+USB Cable:Luxshare+Battery:Sunwoda(ALT)		
Test Engineer	Kevin Li		

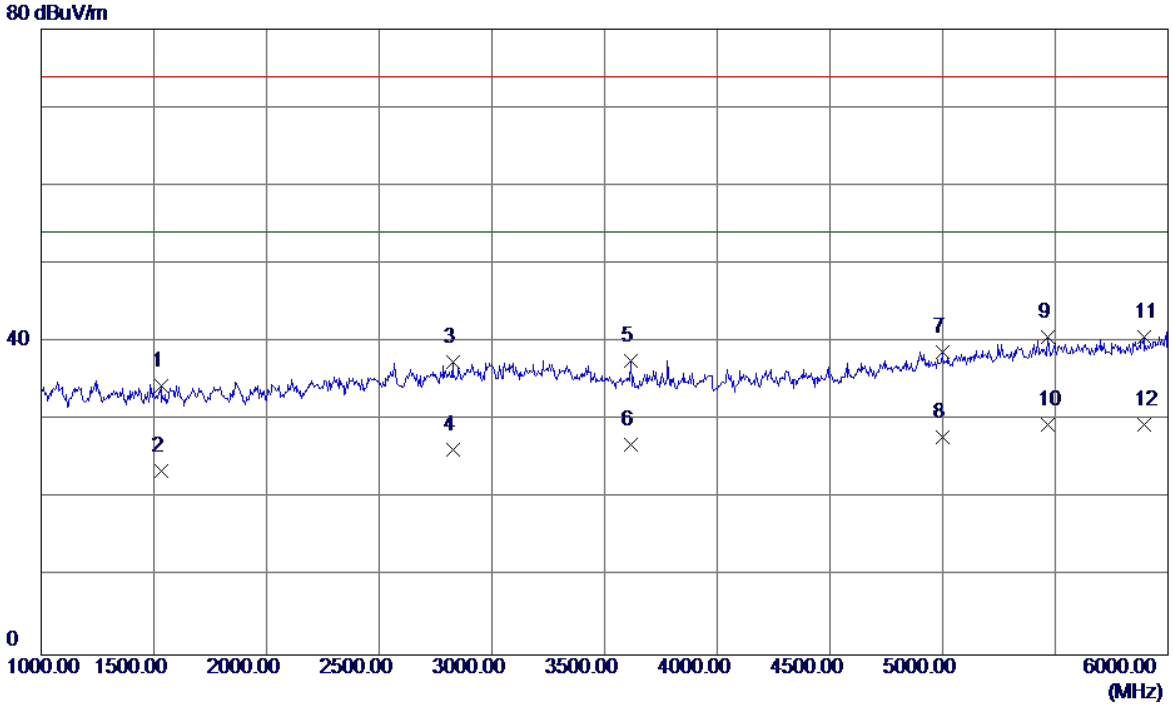

No.	Freq.	Reading Level	Correct Factor	Measure ment	Limit	Margin	
	MHz	dBuV/m	dB	dBuV/m	dBuV/m	dB	Detector
1	1532.5000	39.22	-4.80	34.42	74.00	-39.58	Peak
2	1532.5000	28.39	-4.80	23.59	54.00	-30.41	AVG
3	2827.5000	35.83	1.63	37.46	74.00	-36.54	Peak
4	2827.5000	24.68	1.63	26.31	54.00	-27.69	AVG
5	3617.5000	35.27	2.36	37.63	74.00	-36.37	Peak
6	3617.5000	24.57	2.36	26.93	54.00	-27.07	AVG
7	4997.5000	32.42	6.30	38.72	74.00	-35.28	Peak
8	4997.5000	21.56	6.30	27.86	54.00	-26.14	AVG
9	5465.0000	32.79	7.89	40.68	74.00	-33.32	Peak
10 *	5465.0000	21.55	7.89	29.44	54.00	-24.56	AVG
11	5892.5000	32.21	8.36	40.57	74.00	-33.43	Peak
12	5892.5000	21.07	8.36	29.43	54.00	-24.57	AVG