Appendix B. SAR Measurement Plots

Table of contents
GSM850 Head Second Antenna
GSM850 Body Second Antenna
GSM1900 Head Second Antenna
GSM1900 Body Second Antenna
UMTS Band II Head Second Antenna
UMTS Band II Body Second Antenna
UMTS Band V Head Second Antenna
UMTS Band V Body Second Antenna
LTE Band VII Head Second Antenna
LTE Band VII Body Second Antenna
GSM850 Head Main Antenna
GSM850 Body Main Antenna
GSM1900 Head Main Antenna
GSM1900 Body Main Antenna
UMTS Band II Head Main Antenna
UMTS Band II Body Main Antenna
UMTS Band V Head Main Antenna
UMTS Band V Body Main Antenna
LTE Band VII Head Main Antenna
LTE Band VII Body Main Antenna
WiFi 2.4G Head
WiFi 2.4G Body
WiFi 5G Head
WiFi 5G Body

Date: 2017-1-4

Test Laboratory: HUAWEI SAR/HAC Lab

WAS-LX1A GSM850 251CH Right touch with Battery2-Second Antenna-state 1

DUT: WAS-LX1A; Type: Smart Phone; Serial: SAR1

Communication System: UID 0, HW-GSM\GPRS\EGPRS-1TS (0); Frequency: 848.8 MHz;Duty Cycle: 1:8.30042
Medium parameters used: f = 849 MHz; σ = 0.913 S/m; ε_r = 41.586; ρ = 1000 kg/m^3
Phantom section: Right Section

DASY Configuration:

- Probe: ES3DV3 - SN3168; ConvF(6.68, 6.68, 6.68); Calibrated: 2016-9-27;
- Sensor-Surface: 3mm (Mechanical Surface Detection), z = 2.0, 32.0
- Electronics: DAE4 Sn852; Calibrated: 2016-4-20
- Phantom: SAM1; Type: SAM; Serial: TP-1475
- DASY52 52.8.8(1258); SEMCAD X 14.6.10(7331)

Configuration/Head/Area Scan (8x13x1): Measurement grid: dx=15mm, dy=15mm
Maximum value of SAR (measured) = 0.661 W/kg

Configuration/Head/Zoom Scan (5x5x7)/Cube 0: Measurement grid: dx=8mm, dy=8mm, dz=5mm
Reference Value = 19.67 V/m; Power Drift = 0.07 dB
Peak SAR (extrapolated) = 1.52 W/kg
SAR(1 g) = 0.663 W/kg; SAR(10 g) = 0.336 W/kg
Maximum value of SAR (measured) = 0.882 W/kg



0 dB = 0.661 W/kg = -1.80 dBW/kg

Date: 2017-1-6

Test Laboratory: HUAWEI SAR/HAC Lab

WAS-LX1A GSM850 190CH Front side 15mm with Battery2-Second Antenna-state 1

DUT: WAS-LX1A; Type: Smart Phone; Serial: SAR1

Communication System: UID 0, HW-GSM\GPRS\EGPRS-1TS (0); Frequency: 836.6 MHz;Duty Cycle: 1:8.30042
Medium parameters used: f = 837 MHz; σ = 0.981 S/m; ε_r = 55.589; ρ = 1000 kg/m^3
Phantom section: Flat Section

DASY Configuration:

- Probe: ES3DV3 - SN3168; ConvF(6.33, 6.33, 6.33); Calibrated: 2016-9-27;
- Sensor-Surface: 3mm (Mechanical Surface Detection), z = 2.0, 32.0
- Electronics: DAE4 Sn852; Calibrated: 2016-4-20
- Phantom: SAM2; Type: SAM; Serial: TP:1474
- DASY52 52.8.8(1258); SEMCAD X 14.6.10(7331)

Configuration/Body/Area Scan (8x13x1): Measurement grid: dx=15mm, dy=15mm
Maximum value of SAR (measured) = 0.0707 W/kg

Configuration/Body/Zoom Scan (5x5x7)/Cube 0: Measurement grid: dx=8mm, dy=8mm, dz=5mm
Reference Value = 7.146 V/m; Power Drift = 0.04 dB
Peak SAR (extrapolated) = 0.107 W/kg
SAR(1 g) = 0.065 W/kg; SAR(10 g) = 0.038 W/kg
Maximum value of SAR (measured) = 0.0775 W/kg

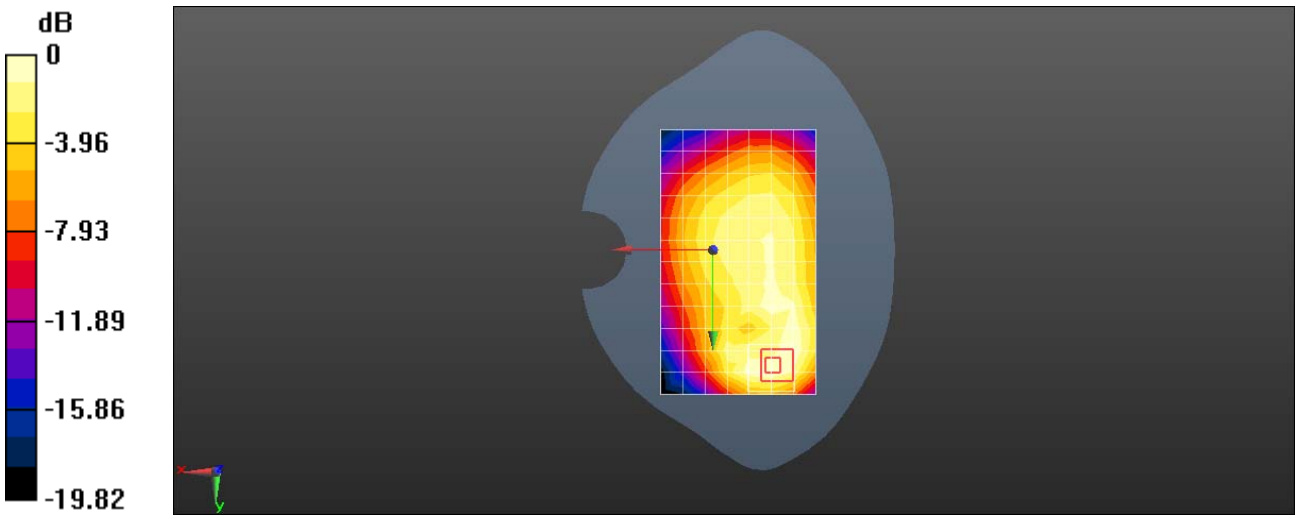

0 dB = 0.0707 W/kg = -11.51 dBW/kg

Date: 2017-1-6

Test Laboratory: HUAWEI SAR/HAC Lab

WAS-LX1A GSM850 GPRS 2Ts 190CH Front side 10mm with Battery2-Second Antenna-state 1

DUT: WAS-LX1A; Type: Smart Phone; Serial: SAR1

Communication System: UID 0, HW-GSM\GPRS\EGPRS-2TS (0); Frequency: 836.6 MHz;Duty Cycle: 1:4.10015
Medium parameters used: f = 837 MHz; σ = 0.981 S/m; ε_r = 55.589; ρ = 1000 kg/m^3
Phantom section: Flat Section

DASY Configuration:

- Probe: ES3DV3 - SN3168; ConvF(6.33, 6.33, 6.33); Calibrated: 2016-9-27;
- Sensor-Surface: 3mm (Mechanical Surface Detection), z = 2.0, 32.0
- Electronics: DAE4 Sn852; Calibrated: 2016-4-20
- Phantom: SAM2; Type: SAM; Serial: TP:1474
- DASY52 52.8.8(1258); SEMCAD X 14.6.10(7331)

Configuration/Body/Area Scan (8x13x1): Measurement grid: dx=15mm, dy=15mm
Maximum value of SAR (measured) = 0.150 W/kg

Configuration/Body/Zoom Scan (5x5x7)/Cube 0: Measurement grid: dx=8mm, dy=8mm, dz=5mm
Reference Value = 7.053 V/m; Power Drift = 0.04 dB
Peak SAR (extrapolated) = 0.276 W/kg
SAR(1 g) = 0.152 W/kg; SAR(10 g) = 0.084 W/kg
Maximum value of SAR (measured) = 0.182 W/kg

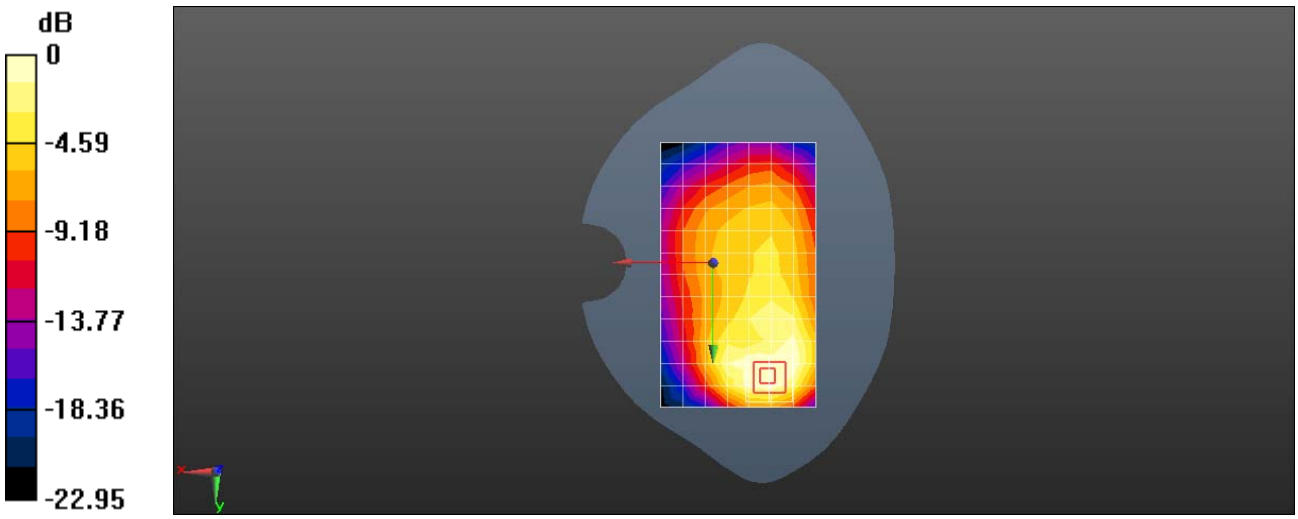

0 dB = 0.150 W/kg = -8.24 dBW/kg

Date: 2016-12-29

Test Laboratory: HUAWEI SAR/HAC Lab

WAS-LX1A GSM1900 810CH Right touch with Battery2-Second Antenna

DUT: WAS-LX1A; Type: Smart Phone; Serial: SAR1

Communication System: UID 0, HW-GSM\GPRS\EGPRS-1TS (0); Frequency: 1909.8 MHz;Duty Cycle: 1:8.30042
Medium parameters used: f = 1910 MHz; σ = 1.439 S/m; ε_r = 39.279; ρ = 1000 kg/m^3
Phantom section: Right Section

DASY Configuration:

- Probe: ES3DV3 - SN3168; ConvF(5.33, 5.33, 5.33); Calibrated: 2016-9-27;
- Sensor-Surface: 3mm (Mechanical Surface Detection), z = 2.0, 32.0
- Electronics: DAE4 Sn852; Calibrated: 2016-4-20
- Phantom: SAM1; Type: SAM; Serial: TP-1475
- DASY52 52.8.8(1258); SEMCAD X 14.6.10(7331)

Configuration/Head/Area Scan (8x13x1): Measurement grid: dx=15mm, dy=15mm
Maximum value of SAR (measured) = 0.496 W/kg

Configuration/Head/Zoom Scan (6x6x7)/Cube 0: Measurement grid: dx=8mm, dy=8mm, dz=5mm
Reference Value = 10.04 V/m; Power Drift = -0.00 dB
Peak SAR (extrapolated) = 0.894 W/kg
SAR(1 g) = 0.441 W/kg; SAR(10 g) = 0.242 W/kg
Maximum value of SAR (measured) = 0.544 W/kg



0 dB = 0.496 W/kg = -3.05 dBW/kg

Date: 2017-1-6

Test Laboratory: HUAWEI SAR/HAC Lab

WAS-LX1A GSM1900 661H Front side 15mm with Battery2-Second Antenna

DUT: WAS-LX1A; Type: Smart Phone; Serial: SAR1

Communication System: UID 0, HW-GSM\GPRS\EGPRS-1TS (0); Frequency: 1880 MHz;Duty Cycle: 1:8.30042
Medium parameters used: f = 1880 MHz; σ = 1.563 S/m; ε_r = 52.74; ρ = 1000 kg/m^3
Phantom section: Flat Section

DASY Configuration:

- Probe: ES3DV3 - SN3168; ConvF(4.99, 4.99, 4.99); Calibrated: 2016-9-27;
- Sensor-Surface: 3mm (Mechanical Surface Detection), z = 2.0, 32.0
- Electronics: DAE4 Sn852; Calibrated: 2016-4-20
- Phantom: SAM2; Type: SAM; Serial: TP:1474
- DASY52 52.8.8(1258); SEMCAD X 14.6.10(7331)

Configuration/Body/Area Scan (8x13x1): Measurement grid: dx=15mm, dy=15mm
Maximum value of SAR (measured) = 0.0405 W/kg

Configuration/Body/Zoom Scan (5x5x7)/Cube 0: Measurement grid: dx=8mm, dy=8mm, dz=5mm
Reference Value = 4.192 V/m; Power Drift = 0.01 dB
Peak SAR (extrapolated) = 0.0570 W/kg
SAR(1 g) = 0.037 W/kg; SAR(10 g) = 0.024 W/kg
Maximum value of SAR (measured) = 0.0433 W/kg

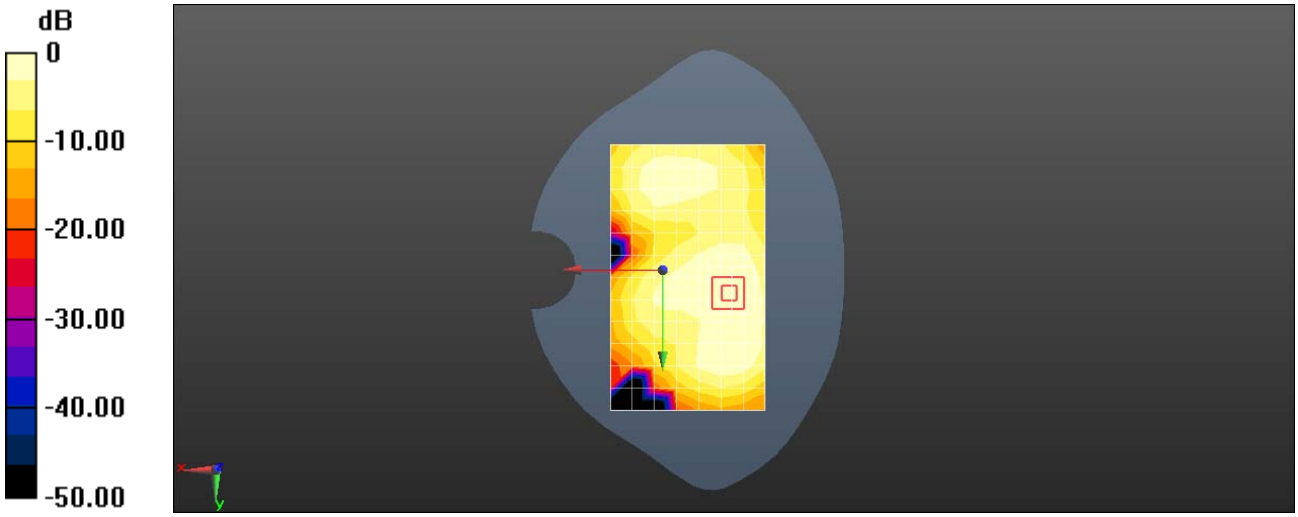

0 dB = 0.0405 W/kg = -13.93 dBW/kg

Date: 2017-1-5

Test Laboratory: HUAWEI SAR/HAC Lab

WAS-LX1A GSM1900 GPRS 2TX 661H Left side 10mm-Second Antenna

DUT: WAS-LX1A; Type: Smart Phone; Serial: SAR1

Communication System: UID 0, HW-GSM\GPRS\EGPRS-2TS (0); Frequency: 1880 MHz;Duty Cycle: 1:4.10015
Medium parameters used: f = 1880 MHz; σ = 1.563 S/m; ε_r = 52.74; ρ = 1000 kg/m^3
Phantom section: Flat Section

DASY Configuration:

- Probe: ES3DV3 - SN3168; ConvF(4.99, 4.99, 4.99); Calibrated: 2016-9-27;
- Sensor-Surface: 3mm (Mechanical Surface Detection), z = 2.0, 32.0
- Electronics: DAE4 Sn852; Calibrated: 2016-4-20
- Phantom: SAM2; Type: SAM; Serial: TP:1474
- DASY52 52.8.8(1258); SEMCAD X 14.6.10(7331)

Configuration/Body/Area Scan (6x13x1): Measurement grid: dx=15mm, dy=15mm
Maximum value of SAR (measured) = 0.122 W/kg

Configuration/Body/Zoom Scan (5x5x7)/Cube 0: Measurement grid: dx=8mm, dy=8mm, dz=5mm
Reference Value = 5.804 V/m; Power Drift = 0.11 dB
Peak SAR (extrapolated) = 0.200 W/kg
SAR(1 g) = 0.122 W/kg; SAR(10 g) = 0.071 W/kg
Maximum value of SAR (measured) = 0.148 W/kg

Configuration/Body/Zoom Scan (5x5x7)/Cube 1: Measurement grid: dx=8mm, dy=8mm, dz=5mm
Reference Value = 5.804 V/m; Power Drift = 0.11 dB
Peak SAR (extrapolated) = 0.143 W/kg
SAR(1 g) = 0.087 W/kg; SAR(10 g) = 0.050 W/kg
Maximum value of SAR (measured) = 0.106 W/kg

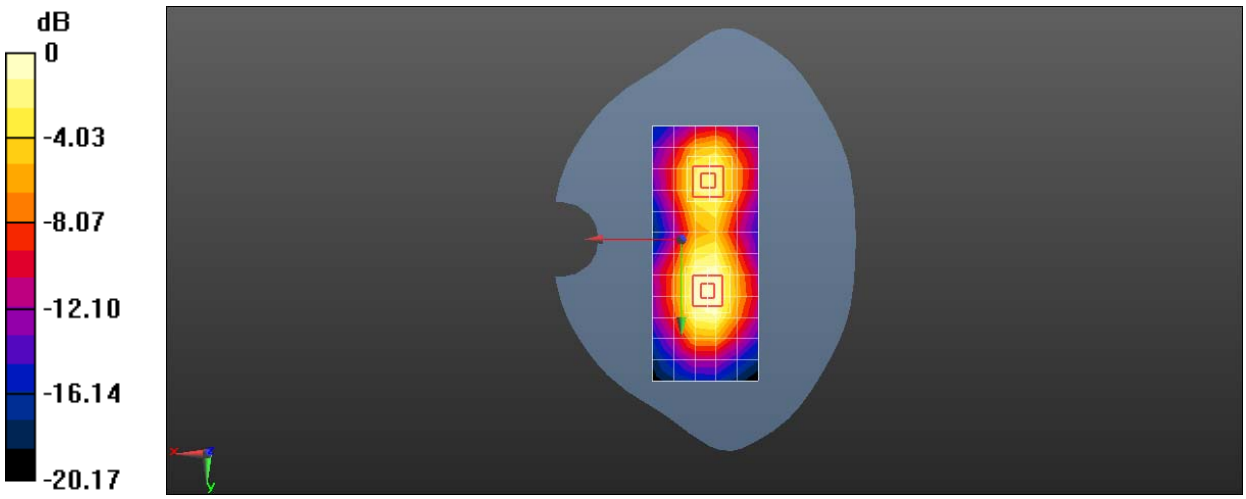

0 dB = 0.122 W/kg = -9.14 dBW/kg

Date: 2016-12-29

Test Laboratory: HUAWEI SAR/HAC Lab

WAS-LX1A UMTS Band II 9400CH Right touch with Battery2-Second Antenna

DUT: WAS-LX1A; Type: Smart Phone; Serial: SAR1

Communication System: UID 0, HW-UMTS-FDD(WCDMA) (0); Frequency: 1880 MHz;Duty Cycle: 1:1
Medium parameters used: f = 1880 MHz; σ = 1.413 S/m; ε_r = 39.405; ρ = 1000 kg/m^3
Phantom section: Right Section

DASY Configuration:

- Probe: ES3DV3 - SN3168; ConvF(5.33, 5.33, 5.33); Calibrated: 2016-9-27;
- Sensor-Surface: 3mm (Mechanical Surface Detection), z = 2.0, 32.0
- Electronics: DAE4 Sn852; Calibrated: 2016-4-20
- Phantom: SAM1; Type: SAM; Serial: TP-1475
- DASY52 52.8.8(1258); SEMCAD X 14.6.10(7331)

Configuration/Head/Area Scan (8x13x1): Measurement grid: dx=15mm, dy=15mm
Maximum value of SAR (measured) = 0.599 W/kg

Configuration/Head/Zoom Scan (6x6x7)/Cube 0: Measurement grid: dx=8mm, dy=8mm, dz=5mm
Reference Value = 11.88 V/m; Power Drift = 0.05 dB
Peak SAR (extrapolated) = 1.08 W/kg
SAR(1 g) = 0.544 W/kg; SAR(10 g) = 0.299 W/kg
Maximum value of SAR (measured) = 0.678 W/kg

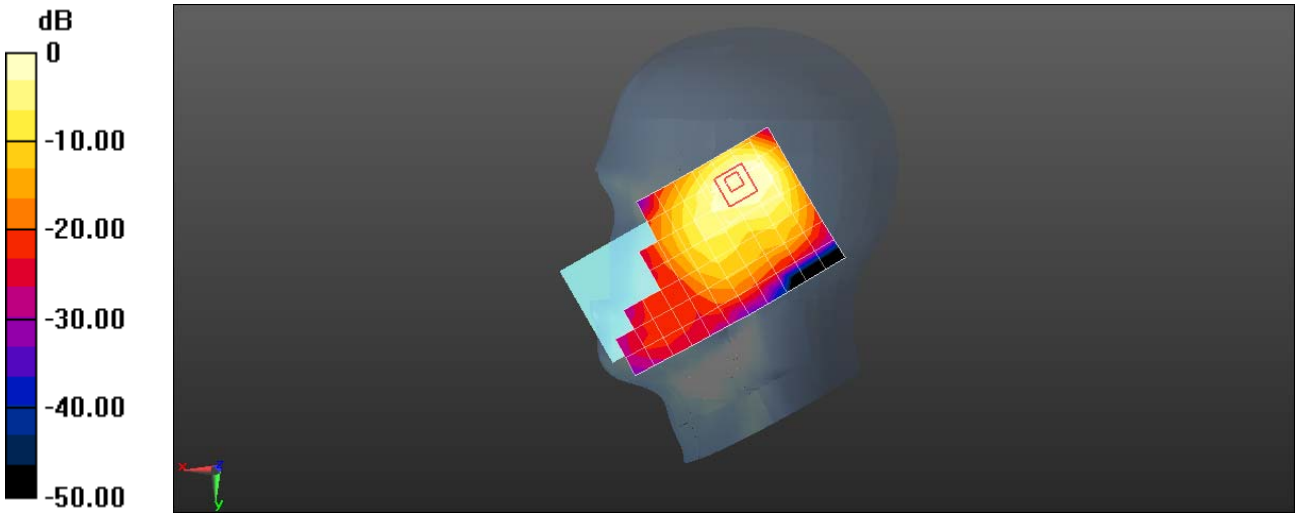

0 dB = 0.599 W/kg = -2.23 dBW/kg

Date: 2017-1-6

Test Laboratory: HUAWEI SAR/HAC Lab

WAS-LX1A UMTS Band II 9400CH Back side 15mm with Battery 2-Second Antenna

DUT: WAS-LX1A; Type: Smart Phone; Serial: SAR1

Communication System: UID 0, HW-UMTS-FDD(WCDMA) (0); Frequency: 1880 MHz;Duty Cycle: 1:1
Medium parameters used: f = 1880 MHz; σ = 1.563 S/m; ε_r = 52.74; ρ = 1000 kg/m^3
Phantom section: Flat Section

DASY Configuration:

- Probe: ES3DV3 - SN3168; ConvF(4.99, 4.99, 4.99); Calibrated: 2016-9-27;
- Sensor-Surface: 3mm (Mechanical Surface Detection), z = 2.0, 32.0
- Electronics: DAE4 Sn852; Calibrated: 2016-4-20
- Phantom: SAM2; Type: SAM; Serial: TP:1474
- DASY52 52.8.8(1258); SEMCAD X 14.6.10(7331)

Configuration/Body/Area Scan (8x13x1): Measurement grid: dx=15mm, dy=15mm
Maximum value of SAR (measured) = 0.0487 W/kg

Configuration/Body/Zoom Scan (5x5x7)/Cube 0: Measurement grid: dx=8mm, dy=8mm, dz=5mm
Reference Value = 4.430 V/m; Power Drift = -0.14 dB
Peak SAR (extrapolated) = 0.0640 W/kg
SAR(1 g) = 0.042 W/kg; SAR(10 g) = 0.027 W/kg
Maximum value of SAR (measured) = 0.0485 W/kg

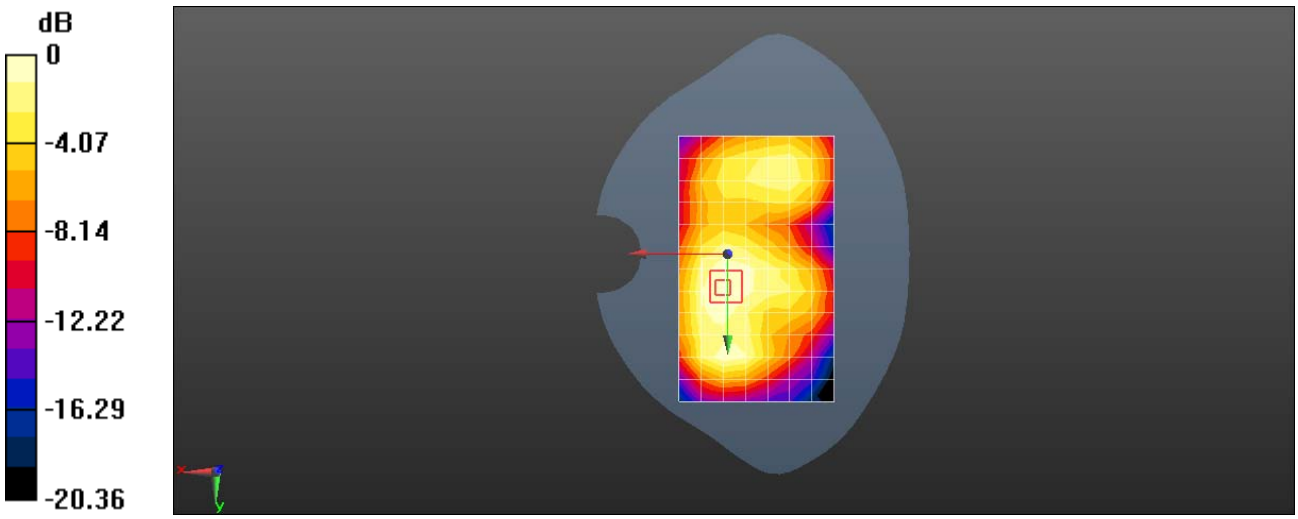

0 dB = 0.0487 W/kg = -13.12 dBW/kg

Date: 2017-1-5

Test Laboratory: HUAWEI SAR/HAC Lab

WAS-LX1A UMTS Band II 9400CH Left side 10mm with Battery2-Second Antenna

DUT: WAS-LX1A; Type: Smart Phone; Serial: SAR1

Communication System: UID 0, HW-UMTS-FDD(WCDMA) (0); Frequency: 1880 MHz;Duty Cycle: 1:1
Medium parameters used: f = 1880 MHz; σ = 1.563 S/m; ε_r = 52.74; ρ = 1000 kg/m^3
Phantom section: Flat Section

DASY Configuration:

- Probe: ES3DV3 - SN3168; ConvF(4.99, 4.99, 4.99); Calibrated: 2016-9-27;
- Sensor-Surface: 3mm (Mechanical Surface Detection), z = 2.0, 32.0
- Electronics: DAE4 Sn852; Calibrated: 2016-4-20
- Phantom: SAM2; Type: SAM; Serial: TP:1474
- DASY52 52.8.8(1258); SEMCAD X 14.6.10(7331)

Configuration/Body/Area Scan (6x13x1): Measurement grid: dx=15mm, dy=15mm
Maximum value of SAR (measured) = 0.0358 W/kg

Configuration/Body/Zoom Scan (5x5x7)/Cube 0: Measurement grid: dx=8mm, dy=8mm, dz=5mm
Reference Value = 3.173 V/m; Power Drift = -0.02 dB
Peak SAR (extrapolated) = 0.0600 W/kg
SAR(1 g) = 0.037 W/kg; SAR(10 g) = 0.021 W/kg
Maximum value of SAR (measured) = 0.0448 W/kg

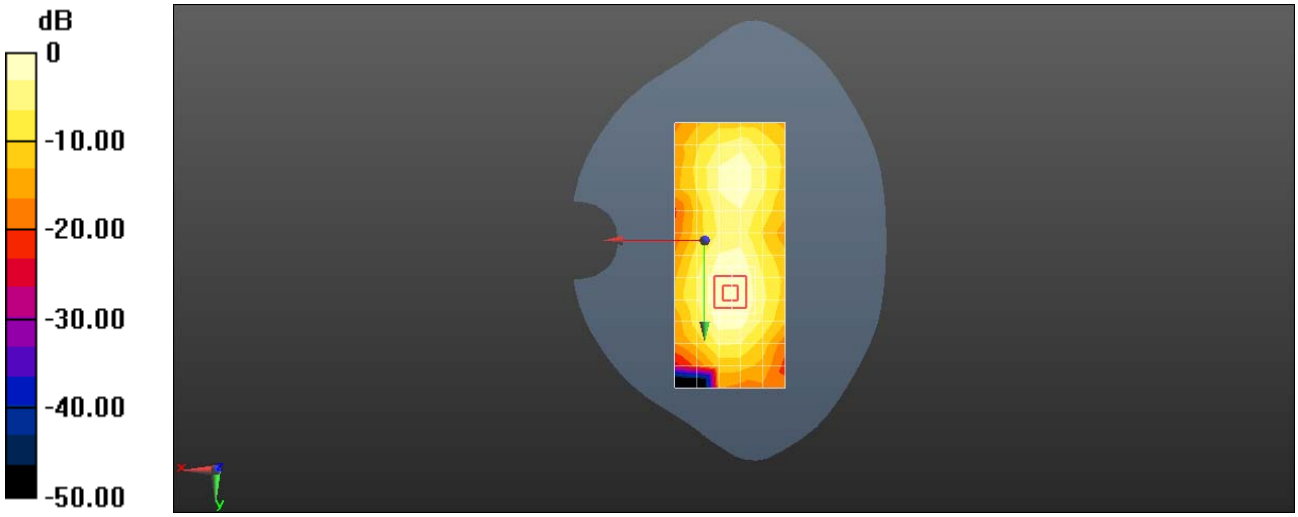

0 dB = 0.0358 W/kg = -14.46 dBW/kg

Date: 2017-1-4

Test Laboratory: HUAWEI SAR/HAC Lab

WAS-LX1A UMTS Band V 4233CH Right touch with Battery 2-Second Antenna-state 1

DUT: WAS-LX1A; Type: Smart Phone; Serial: SAR1

Communication System: UID 0, HW-UMTS-FDD(WCDMA) (0); Frequency: 846.6 MHz;Duty Cycle: 1:1
Medium parameters used: f = 847 MHz; σ = 0.907 S/m; ε_r = 41.551; ρ = 1000 kg/m^3
Phantom section: Right Section

DASY Configuration:

- Probe: ES3DV3 - SN3168; ConvF(6.68, 6.68, 6.68); Calibrated: 2016-9-27;
- Sensor-Surface: 3mm (Mechanical Surface Detection), z = 2.0, 32.0
- Electronics: DAE4 Sn852; Calibrated: 2016-4-20
- Phantom: SAM1; Type: SAM; Serial: TP-1475
- DASY52 52.8.8(1258); SEMCAD X 14.6.10(7331)

Configuration/Head/Area Scan (8x13x1): Measurement grid: dx=15mm, dy=15mm
Maximum value of SAR (measured) = 0.776 W/kg

Configuration/Head/Zoom Scan (5x5x7)/Cube 0: Measurement grid: dx=8mm, dy=8mm, dz=5mm
Reference Value = 18.11 V/m; Power Drift = 0.03 dB
Peak SAR (extrapolated) = 1.55 W/kg
SAR(1 g) = 0.698 W/kg; SAR(10 g) = 0.356 W/kg
Maximum value of SAR (measured) = 0.840 W/kg



0 dB = 0.776 W/kg = -1.10 dBW/kg

Date: 2017-1-7

Test Laboratory: HUAWEI SAR/HAC Lab

WAS-LX1A UMTS Band V 4182CH Back side 15mm-Second Antenna

DUT: WAS-LX1A; Type: Smart Phone; Serial: SAR1

Communication System: UID 0, HW-UMTS-FDD(WCDMA) (0); Frequency: 836.4 MHz;Duty Cycle: 1:1
Medium parameters used (interpolated): f = 836.4 MHz; σ = 0.981 S/m; ε_r = 55.59; ρ = 1000 kg/m^3
Phantom section: Flat Section

DASY Configuration:

- Probe: ES3DV3 - SN3168; ConvF(6.33, 6.33, 6.33); Calibrated: 2016-9-27;
- Sensor-Surface: 3mm (Mechanical Surface Detection), z = 2.0, 32.0
- Electronics: DAE4 Sn852; Calibrated: 2016-4-20
- Phantom: SAM2; Type: SAM; Serial: TP:1474
- DASY52 52.8.8(1258); SEMCAD X 14.6.10(7331)

Configuration/Body/Area Scan (8x13x1): Measurement grid: dx=15mm, dy=15mm
Maximum value of SAR (measured) = 0.0660 W/kg

Configuration/Body/Zoom Scan (5x5x7)/Cube 0: Measurement grid: dx=8mm, dy=8mm, dz=5mm
Reference Value = 7.612 V/m; Power Drift = -0.04 dB
Peak SAR (extrapolated) = 0.0950 W/kg
SAR(1 g) = 0.059 W/kg; SAR(10 g) = 0.036 W/kg

Maximum value of SAR (measured) = 0.0711 W/kg

Configuration/Body/Zoom Scan (5x5x7)/Cube 1: Measurement grid: dx=8mm, dy=8mm, dz=5mm
Reference Value = 7.612 V/m; Power Drift = -0.04 dB
Peak SAR (extrapolated) = 0.0810 W/kg
SAR(1 g) = 0.058 W/kg; SAR(10 g) = 0.042 W/kg

Maximum value of SAR (measured) = 0.0658 W/kg

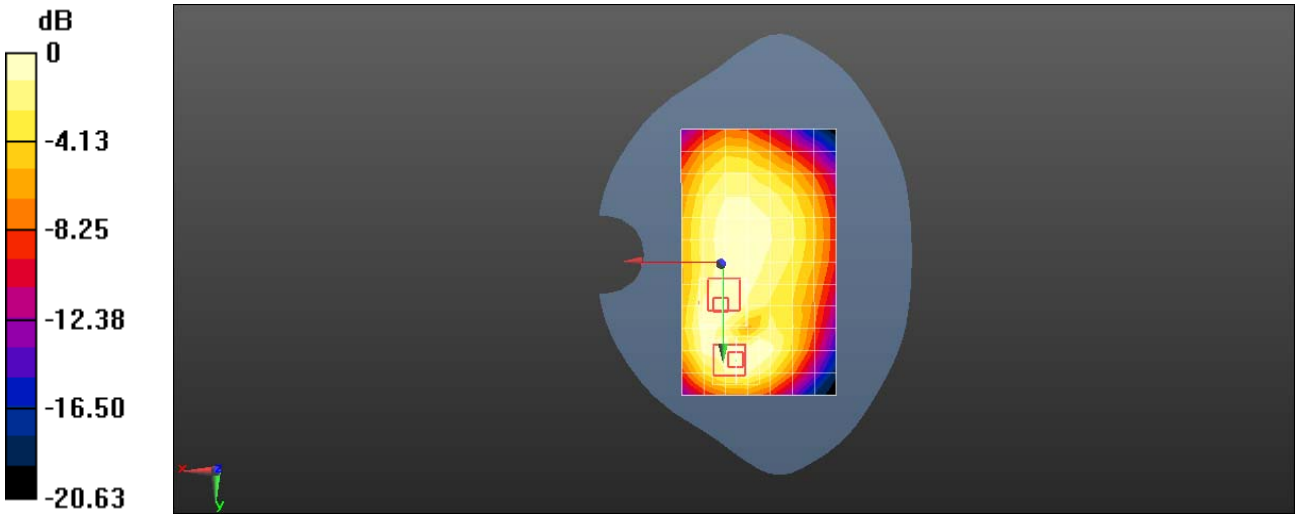

0 dB = 0.0660 W/kg = -11.80 dBW/kg

Date: 2017-1-7

Test Laboratory: HUAWEI SAR/HAC Lab

WAS-LX1A UMTS Band V 4182CH Front side 10mm-Second Antenna-state 1

DUT: WAS-LX1A; Type: Smart Phone; Serial: SAR1

Communication System: UID 0, HW-UMTS-FDD(WCDMA) (0); Frequency: 836.4 MHz;Duty Cycle: 1:1
Medium parameters used (interpolated): f = 836.4 MHz; σ = 0.981 S/m; ε_r = 55.59; ρ = 1000 kg/m^3
Phantom section: Flat Section

DASY Configuration:

- Probe: ES3DV3 - SN3168; ConvF(6.33, 6.33, 6.33); Calibrated: 2016-9-27;
- Sensor-Surface: 3mm (Mechanical Surface Detection), z = 2.0, 32.0
- Electronics: DAE4 Sn852; Calibrated: 2016-4-20
- Phantom: SAM2; Type: SAM; Serial: TP:1474
- DASY52 52.8.8(1258); SEMCAD X 14.6.10(7331)

Configuration/Body/Area Scan (8x13x1): Measurement grid: dx=15mm, dy=15mm
Maximum value of SAR (measured) = 0.200 W/kg

Configuration/Body/Zoom Scan (6x5x7)/Cube 0: Measurement grid: dx=8mm, dy=8mm, dz=5mm
Reference Value = 7.118 V/m; Power Drift = 0.04 dB
Peak SAR (extrapolated) = 0.296 W/kg
SAR(1 g) = 0.162 W/kg; SAR(10 g) = 0.090 W/kg
Maximum value of SAR (measured) = 0.205 W/kg

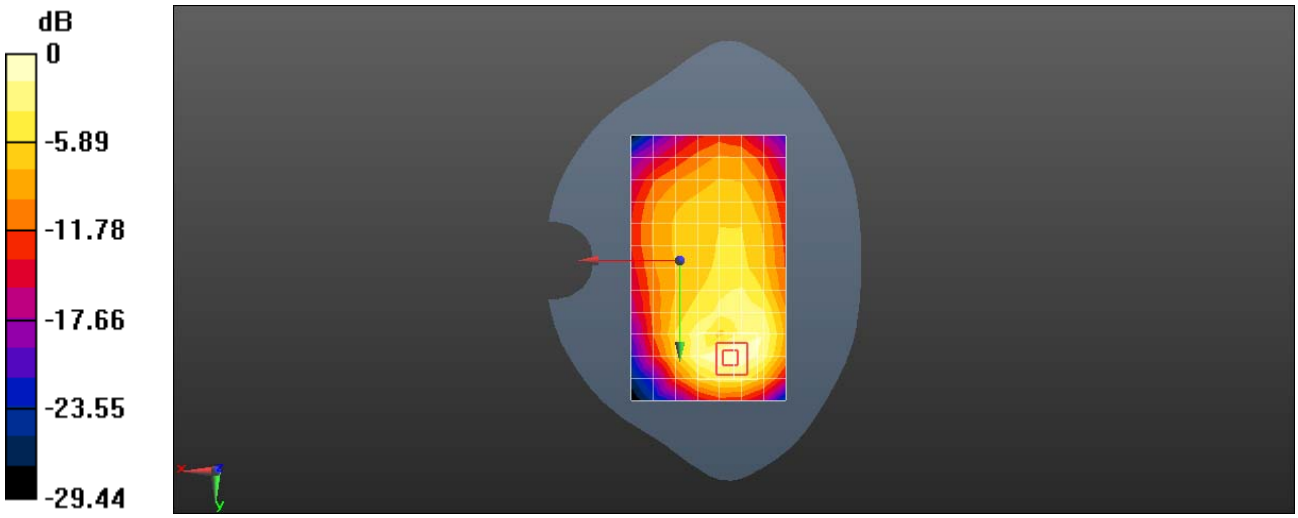

0 dB = 0.200 W/kg = -6.99 dBW/kg

Date: 2016-12-30

Test Laboratory: HUAWEI SAR/HAC Lab

WAS-LX1A LTE Band VII 20M QPSK 1RB 50 offset 21100CH Right touch-Second Antenna

DUT: WAS-LX1A; Type: Smart Phone; Serial: SAR1

Communication System: UID 0, LTE-FDD (SC-FDMA, 20MHz, QPSK/16-QAM) (0); Frequency: 2535 MHz;Duty Cycle: 1:1
Medium parameters used: f = 2535 MHz; σ = 1.908 S/m; ε_r = 38.66; ρ = 1000 kg/m^3
Phantom section: Right Section

DASY Configuration:

- Probe: ES3DV3 - SN3168; ConvF(4.69, 4.69, 4.69); Calibrated: 2016-9-27;
- Sensor-Surface: 3mm (Mechanical Surface Detection), z = 2.0, 32.0
- Electronics: DAE4 Sn852; Calibrated: 2016-4-20
- Phantom: SAM1; Type: SAM; Serial: TP-1475
- DASY52 52.8.8(1258); SEMCAD X 14.6.10(7331)

Configuration/Head/Area Scan (10x16x1): Measurement grid: dx=12mm, dy=12mm
Maximum value of SAR (measured) = 0.647 W/kg

Configuration/Head/Zoom Scan (7x7x7)/Cube 0: Measurement grid: dx=5mm, dy=5mm, dz=5mm
Reference Value = 6.585 V/m; Power Drift = 0.14 dB
Peak SAR (extrapolated) = 1.36 W/kg
SAR(1 g) = 0.505 W/kg; SAR(10 g) = 0.243 W/kg
Maximum value of SAR (measured) = 0.712 W/kg



0 dB = 0.647 W/kg = -1.89 dBW/kg

Date: 2017-1-11

Test Laboratory: HUAWEI SAR/HAC Lab

WAS-LX1A LTE Band VII 20M QPSK 1RB 50 offset 21100CH Back Side 15mm-Second Antenna

DUT: WAS-LX1A; Type: Smart Phone; Serial: SAR1

Communication System: UID 0, LTE-FDD (SC-FDMA, 20MHz, QPSK/16-QAM) (0); Frequency: 2535 MHz;Duty Cycle: 1:1
Medium parameters used: f = 2535 MHz; σ = 2.128 S/m; ε_r = 52.238; ρ = 1000 kg/m^3
Phantom section: Flat Section

DASY Configuration:

- Probe: ES3DV3 - SN3168; ConvF(4.31, 4.31, 4.31); Calibrated: 2016-9-27;
- Sensor-Surface: 3mm (Mechanical Surface Detection), z = 2.0, 32.0
- Electronics: DAE4 Sn852; Calibrated: 2016-4-20
- Phantom: SAM2; Type: SAM; Serial: TP:1474
- DASY52 52.8.8(1258); SEMCAD X 14.6.10(7331)

Configuration/Body/Area Scan (10x16x1): Measurement grid: dx=12mm, dy=12mm
Maximum value of SAR (measured) = 0.0370 W/kg

Configuration/Body/Zoom Scan (7x7x7)/Cube 0: Measurement grid: dx=5mm, dy=5mm, dz=5mm
Reference Value = 2.696 V/m; Power Drift = 0.19 dB
Peak SAR (extrapolated) = 0.0650 W/kg
SAR(1 g) = 0.032 W/kg; SAR(10 g) = 0.016 W/kg
Maximum value of SAR (measured) = 0.0401 W/kg

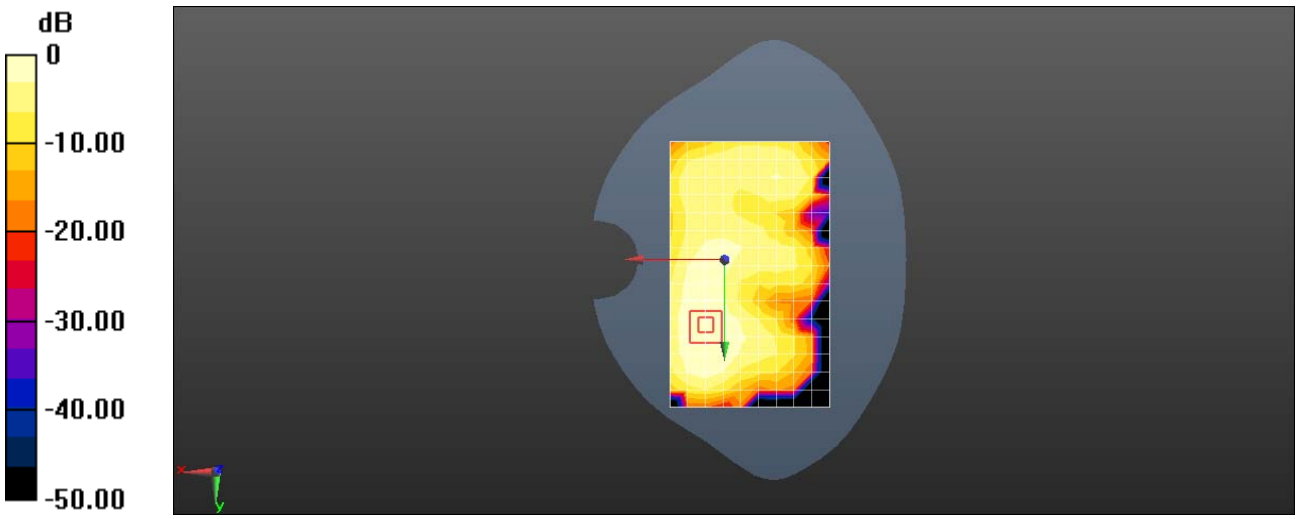

0 dB = 0.0370 W/kg = -14.32 dBW/kg

Date: 2017-1-11

Test Laboratory: HUAWEI SAR/HAC Lab

WAS-LX1A LTE Band VII 20M QPSK 1RB 50 offset 21100CH Left Side 10mm-Second Antenna

DUT: WAS-LX1A; Type: Smart Phone; Serial: SAR1

Communication System: UID 0, LTE-FDD (SC-FDMA, 20MHz, QPSK/16-QAM) (0); Frequency: 2535 MHz;Duty Cycle: 1:1
Medium parameters used: f = 2535 MHz; σ = 2.128 S/m; ε_r = 52.238; ρ = 1000 kg/m^3
Phantom section: Flat Section

DASY Configuration:

- Probe: ES3DV3 - SN3168; ConvF(4.31, 4.31, 4.31); Calibrated: 2016-9-27;
- Sensor-Surface: 3mm (Mechanical Surface Detection), z = 2.0, 32.0
- Electronics: DAE4 Sn852; Calibrated: 2016-4-20
- Phantom: SAM2; Type: SAM; Serial: TP:1474
- DASY52 52.8.8(1258); SEMCAD X 14.6.10(7331)

Configuration/Body/Area Scan (7x16x1): Measurement grid: dx=12mm, dy=12mm
Maximum value of SAR (measured) = 0.102 W/kg

Configuration/Body/Zoom Scan (7x7x7)/Cube 0: Measurement grid: dx=5mm, dy=5mm, dz=5mm
Reference Value = 7.119 V/m; Power Drift = 0.09 dB
Peak SAR (extrapolated) = 0.172 W/kg
SAR(1 g) = 0.083 W/kg; SAR(10 g) = 0.041 W/kg
Maximum value of SAR (measured) = 0.108 W/kg

Configuration/Body/Zoom Scan (7x7x7)/Cube 1: Measurement grid: dx=5mm, dy=5mm, dz=5mm
Reference Value = 7.119 V/m; Power Drift = 0.09 dB
Peak SAR (extrapolated) = 0.166 W/kg
SAR(1 g) = 0.084 W/kg; SAR(10 g) = 0.043 W/kg
Maximum value of SAR (measured) = 0.106 W/kg

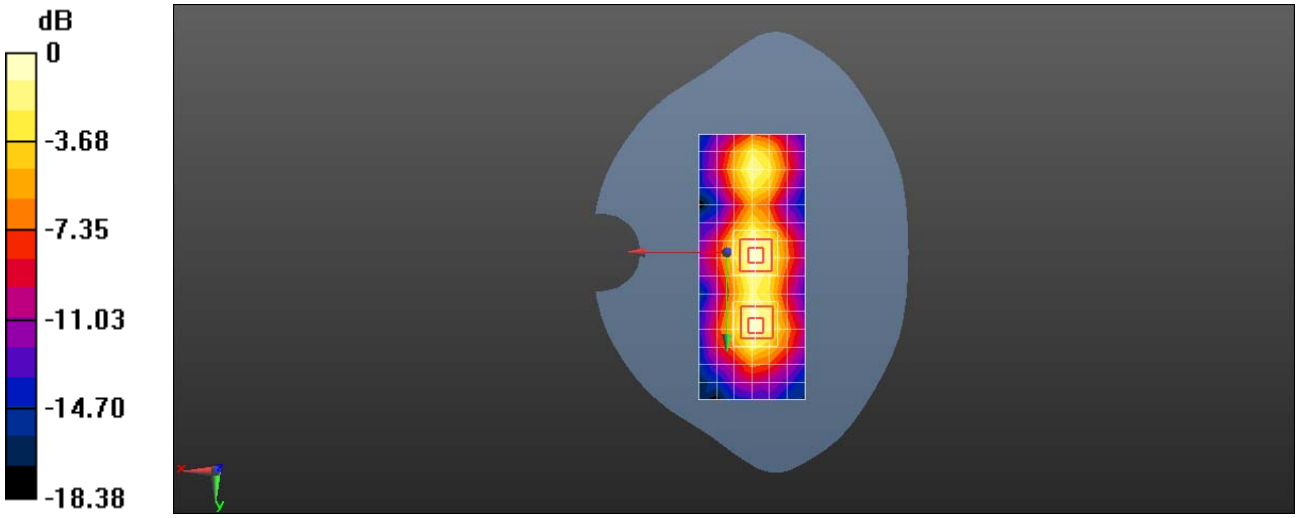

0 dB = 0.102 W/kg = -9.91 dBW/kg

Date: 2017-1-4

Test Laboratory: HUAWEI SAR/HAC Lab

WAS-LX1A GSM850 251CH Right touch-Main Antenna

DUT: WAS-LX1A; Type: Smart Phone; Serial: SAR1

Communication System: UID 0, HW-GSM\GPRS\EGPRS-1TS (0); Frequency: 848.8 MHz;Duty Cycle: 1:8.30042
Medium parameters used: f = 849 MHz; σ = 0.913 S/m; ε_r = 41.586; ρ = 1000 kg/m^3
Phantom section: Right Section

DASY Configuration:

- Probe: ES3DV3 - SN3168; ConvF(6.68, 6.68, 6.68); Calibrated: 2016-9-27;
- Sensor-Surface: 3mm (Mechanical Surface Detection), z = 2.0, 32.0
- Electronics: DAE4 Sn852; Calibrated: 2016-4-20
- Phantom: SAM1; Type: SAM; Serial: TP-1475
- DASY52 52.8.8(1258); SEMCAD X 14.6.10(7331)

Configuration/Head/Area Scan (8x13x1): Measurement grid: dx=15mm, dy=15mm
Maximum value of SAR (measured) = 0.210 W/kg

Configuration/Head/Zoom Scan (5x5x7)/Cube 0: Measurement grid: dx=8mm, dy=8mm, dz=5mm
Reference Value = 7.703 V/m; Power Drift = 0.05 dB
Peak SAR (extrapolated) = 0.242 W/kg
SAR(1 g) = 0.193 W/kg; SAR(10 g) = 0.148 W/kg
Maximum value of SAR (measured) = 0.212 W/kg



0 dB = 0.210 W/kg = -6.78 dBW/kg

Date: 2017-1-6

Test Laboratory: HUAWEI SAR/HAC Lab

WAS-LX1A GSM850 190CH Back side 15mm with Battery 2-Main Antenna

DUT: WAS-LX1A; Type: Smart Phone; Serial: SAR1

Communication System: UID 0, HW-GSM\GPRS\EGPRS-1TS (0); Frequency: 836.6 MHz;Duty Cycle: 1:8.30042
Medium parameters used: f = 837 MHz; σ = 0.981 S/m; ε_r = 55.589; ρ = 1000 kg/m^3
Phantom section: Flat Section

DASY Configuration:

- Probe: ES3DV3 - SN3168; ConvF(6.33, 6.33, 6.33); Calibrated: 2016-9-27;
- Sensor-Surface: 3mm (Mechanical Surface Detection), z = -8.0, 32.0
- Electronics: DAE4 Sn852; Calibrated: 2016-4-20
- Phantom: SAM2; Type: SAM; Serial: TP:1474
- DASY52 52.8.8(1258); SEMCAD X 14.6.10(7331)

Configuration/Body/Area Scan (8x13x1): Measurement grid: dx=15mm, dy=15mm
Maximum value of SAR (measured) = 0.264 W/kg

Configuration/Body/Zoom Scan (5x5x7)/Cube 0: Measurement grid: dx=8mm, dy=8mm, dz=5mm
Reference Value = 16.99 V/m; Power Drift = 0.00 dB
Peak SAR (extrapolated) = 0.305 W/kg
SAR(1 g) = 0.246 W/kg; SAR(10 g) = 0.191 W/kg
Maximum value of SAR (measured) = 0.267 W/kg

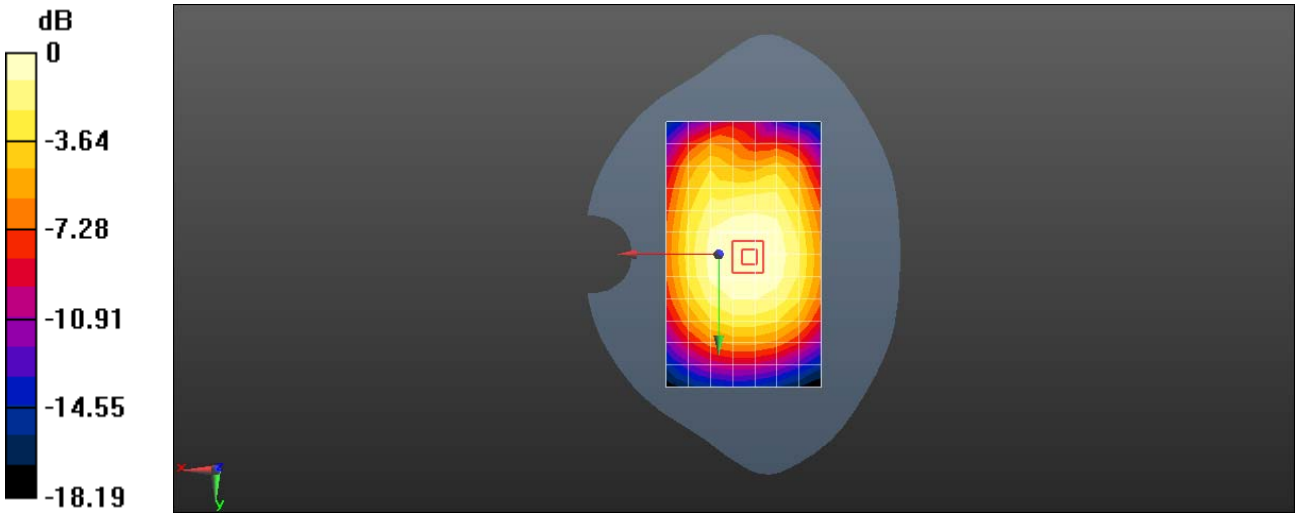

0 dB = 0.264 W/kg = -5.78 dBW/kg

Date: 2017-1-6

Test Laboratory: HUAWEI SAR/HAC Lab

WAS-LX1A GSM850 GPRS 2Ts 190CH Front side 10mm with Battery2-Main Antenna

DUT: WAS-LX1A; Type: Smart Phone; Serial: SAR1

Communication System: UID 0, HW-GSM\GPRS\EGPRS-2TS (0); Frequency: 836.6 MHz;Duty Cycle: 1:4.10015
Medium parameters used: f = 837 MHz; σ = 0.981 S/m; ε_r = 55.589; ρ = 1000 kg/m^3
Phantom section: Flat Section

DASY Configuration:

- Probe: ES3DV3 - SN3168; ConvF(6.33, 6.33, 6.33); Calibrated: 2016-9-27;
- Sensor-Surface: 3mm (Mechanical Surface Detection), z = -8.0, 32.0
- Electronics: DAE4 Sn852; Calibrated: 2016-4-20
- Phantom: SAM2; Type: SAM; Serial: TP:1474
- DASY52 52.8.8(1258); SEMCAD X 14.6.10(7331)

Configuration/Body/Area Scan (8x13x1): Measurement grid: dx=15mm, dy=15mm
Maximum value of SAR (measured) = 0.246 W/kg

Configuration/Body/Zoom Scan (6x5x7)/Cube 0: Measurement grid: dx=8mm, dy=8mm, dz=5mm
Reference Value = 16.25 V/m; Power Drift = -0.02 dB
Peak SAR (extrapolated) = 0.279 W/kg
SAR(1 g) = 0.224 W/kg; SAR(10 g) = 0.175 W/kg
Maximum value of SAR (measured) = 0.244 W/kg

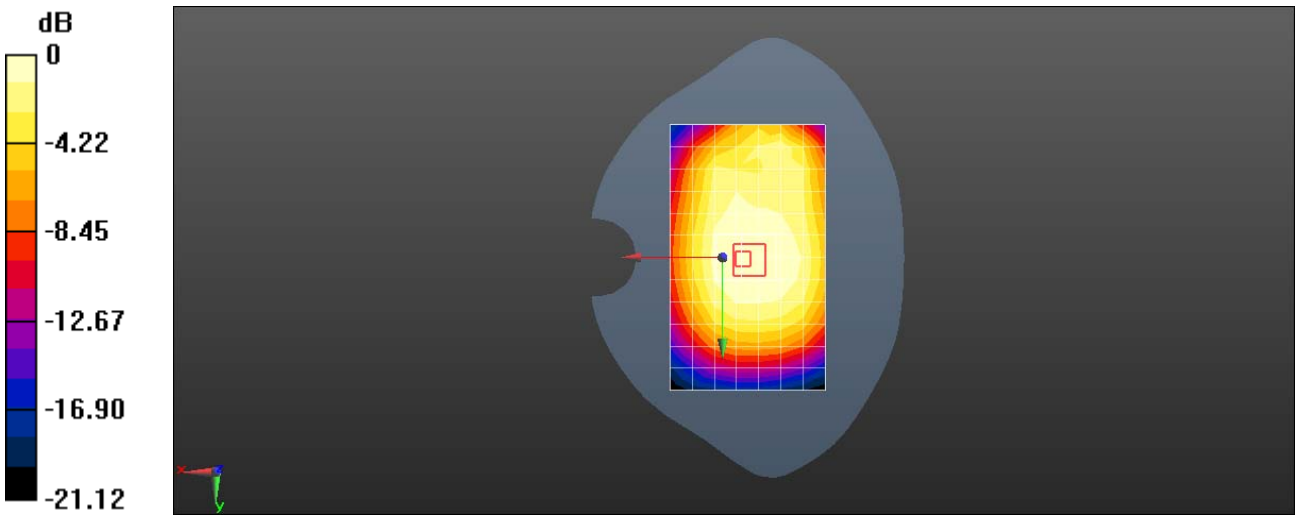

0 dB = 0.246 W/kg = -6.09 dBW/kg

Date: 2016-12-29

Test Laboratory: HUAWEI SAR/HAC Lab

WAS-LX1A GSM1900 661CH Left touch-Main Antenna

DUT: WAS-LX1A; Type: Smart Phone; Serial: SAR1

Communication System: UID 0, HW-GSM\GPRS\EGPRS-1TS (0); Frequency: 1880 MHz;Duty Cycle: 1:8.30042
Medium parameters used: f = 1880 MHz; σ = 1.413 S/m; ε_r = 39.405; ρ = 1000 kg/m^3
Phantom section: Left Section

DASY Configuration:

- Probe: ES3DV3 - SN3168; ConvF(5.33, 5.33, 5.33); Calibrated: 2016-9-27;
- Sensor-Surface: 3mm (Mechanical Surface Detection), z = 2.0, 32.0
- Electronics: DAE4 Sn852; Calibrated: 2016-4-20
- Phantom: SAM1; Type: SAM; Serial: TP-1475
- DASY52 52.8.8(1258); SEMCAD X 14.6.10(7331)

Configuration/Head/Area Scan (8x13x1): Measurement grid: dx=15mm, dy=15mm
Maximum value of SAR (measured) = 0.118 W/kg

Configuration/Head/Zoom Scan (5x5x7)/Cube 0: Measurement grid: dx=8mm, dy=8mm, dz=5mm
Reference Value = 3.583 V/m; Power Drift = 0.14 dB
Peak SAR (extrapolated) = 0.183 W/kg
SAR(1 g) = 0.121 W/kg; SAR(10 g) = 0.075 W/kg
Maximum value of SAR (measured) = 0.143 W/kg

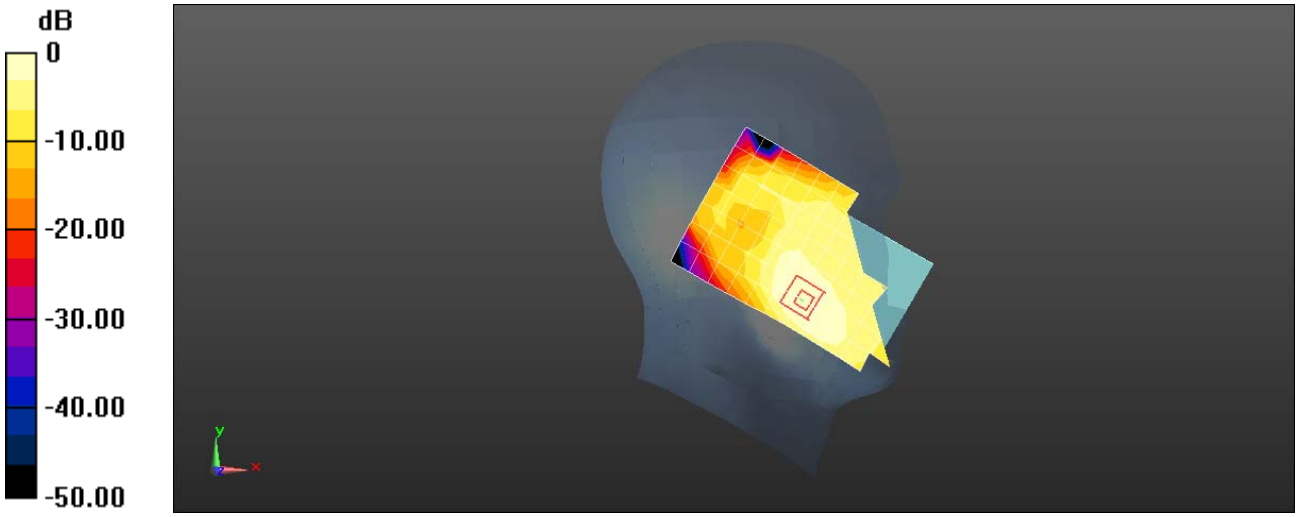

0 dB = 0.118 W/kg = -9.28 dBW/kg

Date: 2017-1-6

Test Laboratory: HUAWEI SAR/HAC Lab

WAS-LX1A GSM1900 661CH Back side 15mm with Battery 2-Main Antenna

DUT: WAS-LX1A; Type: Smart Phone; Serial: SAR1

Communication System: UID 0, HW-GSM\GPRS\EGPRS-1TS (0); Frequency: 1880 MHz;Duty Cycle: 1:8.30042
Medium parameters used: f = 1880 MHz; σ = 1.563 S/m; ε_r = 52.74; ρ = 1000 kg/m^3
Phantom section: Flat Section

DASY Configuration:

- Probe: ES3DV3 - SN3168; ConvF(4.99, 4.99, 4.99); Calibrated: 2016-9-27;
- Sensor-Surface: 3mm (Mechanical Surface Detection), z = 2.0, 32.0
- Electronics: DAE4 Sn852; Calibrated: 2016-4-20
- Phantom: SAM2; Type: SAM; Serial: TP:1474
- DASY52 52.8.8(1258); SEMCAD X 14.6.10(7331)

Configuration/Body/Area Scan (8x13x1): Measurement grid: dx=15mm, dy=15mm
Maximum value of SAR (measured) = 0.357 W/kg

Configuration/Body/Zoom Scan (5x5x7)/Cube 0: Measurement grid: dx=8mm, dy=8mm, dz=5mm
Reference Value = 4.666 V/m; Power Drift = 0.07 dB
Peak SAR (extrapolated) = 0.584 W/kg
SAR(1 g) = 0.369 W/kg; SAR(10 g) = 0.217 W/kg
Maximum value of SAR (measured) = 0.444 W/kg

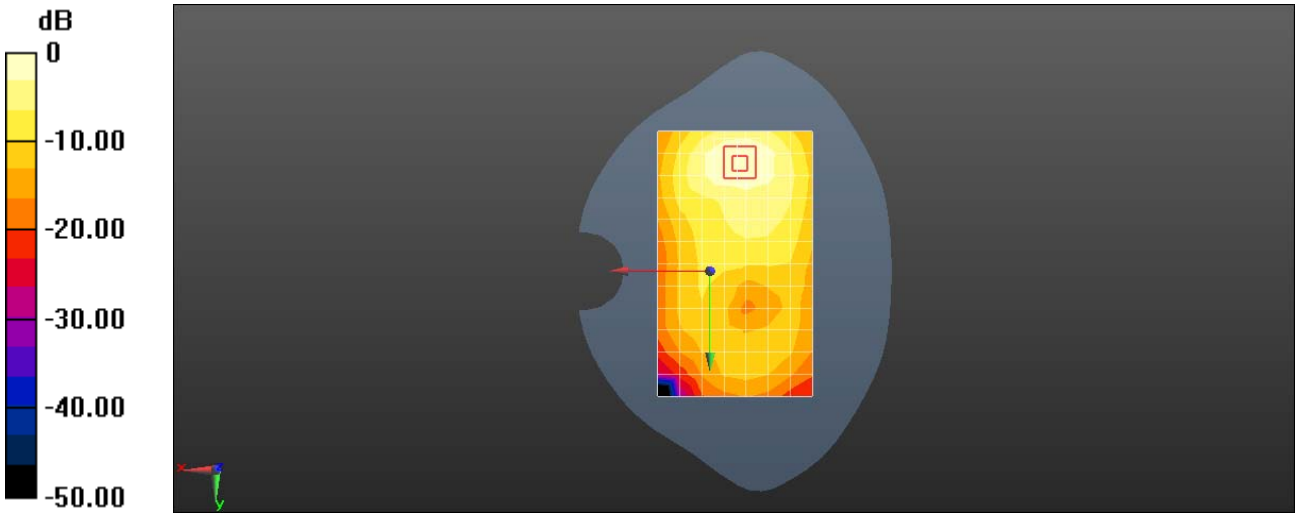

0 dB = 0.357 W/kg = -4.47 dBW/kg

Date: 2017-1-3

Test Laboratory: HUAWEI SAR/HAC Lab

WAS-LX1A GSM1900 GPRS 2Ts 661CH Bottom side 10mm-Main Antenna

DUT: WAS-LX1A; Type: Smart Phone; Serial: SAR1

Communication System: UID 0, HW-GSM\GPRS\EGPRS-2TS (0); Frequency: 1880 MHz;Duty Cycle: 1:4.10015
Medium parameters used: f = 1880 MHz; σ = 1.563 S/m; ε_r = 52.74; ρ = 1000 kg/m^3
Phantom section: Flat Section

DASY Configuration:

- Probe: ES3DV3 - SN3168; ConvF(4.99, 4.99, 4.99); Calibrated: 2016-9-27;
- Sensor-Surface: 3mm (Mechanical Surface Detection), z = 2.0, 32.0
- Electronics: DAE4 Sn852; Calibrated: 2016-4-20
- Phantom: SAM2; Type: SAM; Serial: TP:1474
- DASY52 52.8.8(1258); SEMCAD X 14.6.10(7331)

Configuration/Body/Area Scan (6x9x1): Measurement grid: dx=15mm, dy=15mm
Maximum value of SAR (measured) = 0.366 W/kg

Configuration/Body/Zoom Scan (5x5x7)/Cube 0: Measurement grid: dx=8mm, dy=8mm, dz=5mm
Reference Value = 19.12 V/m; Power Drift = -0.02 dB
Peak SAR (extrapolated) = 0.736 W/kg
SAR(1 g) = 0.425 W/kg; SAR(10 g) = 0.223 W/kg
Maximum value of SAR (measured) = 0.533 W/kg

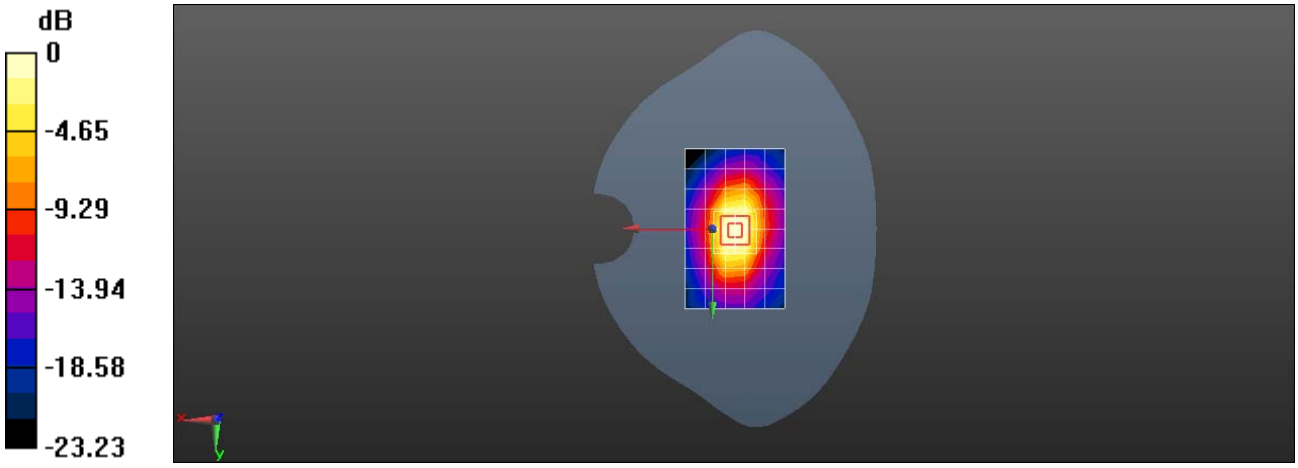

0 dB = 0.366 W/kg = -4.37 dBW/kg

Date: 2016-12-30

Test Laboratory: HUAWEI SAR/HAC Lab

WAS-LX1A UMTS Band II 9400CH Left touch with Battery2-Main Antenna

DUT: WAS-LX1A; Type: Smart Phone; Serial: SAR1

Communication System: UID 0, HW-UMTS-FDD(WCDMA) (0); Frequency: 1880 MHz;Duty Cycle: 1:1
Medium parameters used: f = 1880 MHz; σ = 1.413 S/m; ε_r = 39.405; ρ = 1000 kg/m^3
Phantom section: Left Section

DASY Configuration:

- Probe: ES3DV3 - SN3168; ConvF(5.33, 5.33, 5.33); Calibrated: 2016-9-27;
- Sensor-Surface: 3mm (Mechanical Surface Detection), z = 2.0, 32.0
- Electronics: DAE4 Sn852; Calibrated: 2016-4-20
- Phantom: SAM1; Type: SAM; Serial: TP-1475
- DASY52 52.8.8(1258); SEMCAD X 14.6.10(7331)

Configuration/Head/Area Scan (8x13x1): Measurement grid: dx=15mm, dy=15mm
Maximum value of SAR (measured) = 0.166 W/kg

Configuration/Head/Zoom Scan (5x5x7)/Cube 0: Measurement grid: dx=8mm, dy=8mm, dz=5mm
Reference Value = 4.444 V/m; Power Drift = 0.18 dB
Peak SAR (extrapolated) = 0.246 W/kg
SAR(1 g) = 0.164 W/kg; SAR(10 g) = 0.104 W/kg
Maximum value of SAR (measured) = 0.192 W/kg



0 dB = 0.166 W/kg = -7.80 dBW/kg

Date: 2017-1-6

Test Laboratory: HUAWEI SAR/HAC Lab

WAS-LX1A UMTS Band II 9400CH Back side 15mm with Battery2-Main Antenna

DUT: WAS-LX1A; Type: Smart Phone; Serial: SAR1

Communication System: UID 0, HW-UMTS-FDD(WCDMA) (0); Frequency: 1880 MHz;Duty Cycle: 1:1
Medium parameters used: f = 1880 MHz; σ = 1.563 S/m; ε_r = 52.74; ρ = 1000 kg/m^3
Phantom section: Flat Section

DASY Configuration:

- Probe: ES3DV3 - SN3168; ConvF(4.99, 4.99, 4.99); Calibrated: 2016-9-27;
- Sensor-Surface: 3mm (Mechanical Surface Detection), z = 2.0, 32.0
- Electronics: DAE4 Sn852; Calibrated: 2016-4-20
- Phantom: SAM2; Type: SAM; Serial: TP:1474
- DASY52 52.8.8(1258); SEMCAD X 14.6.10(7331)

Configuration/Body/Area Scan (8x13x1): Measurement grid: dx=15mm, dy=15mm
Maximum value of SAR (measured) = 0.656 W/kg

Configuration/Body/Zoom Scan (5x5x7)/Cube 0: Measurement grid: dx=8mm, dy=8mm, dz=5mm
Reference Value = 7.072 V/m; Power Drift = 0.02 dB
Peak SAR (extrapolated) = 0.958 W/kg
SAR(1 g) = 0.604 W/kg; SAR(10 g) = 0.354 W/kg
Maximum value of SAR (measured) = 0.730 W/kg

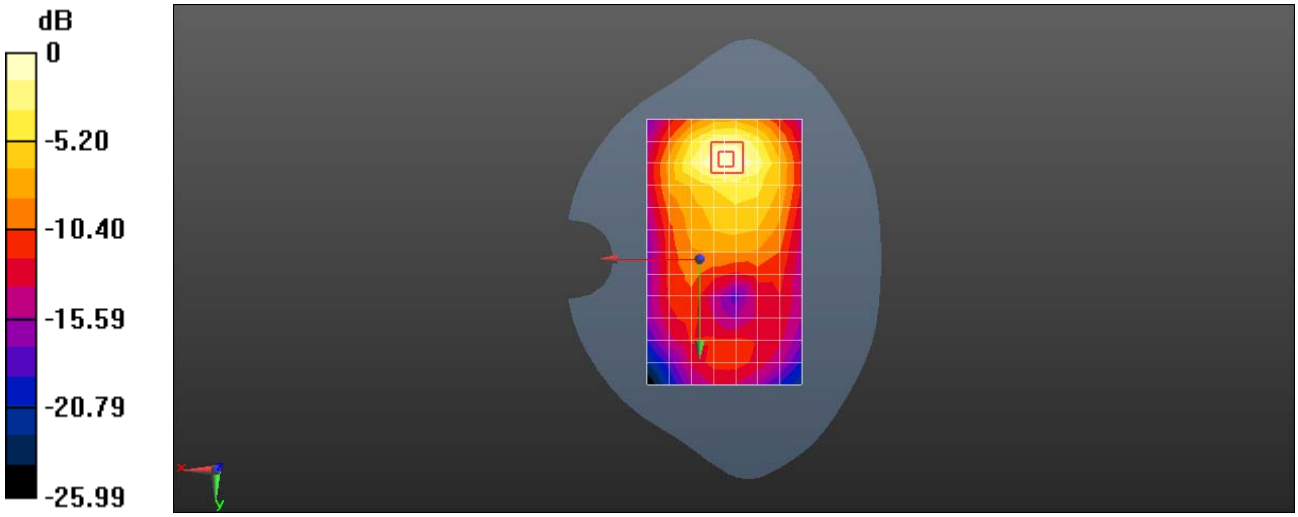

0 dB = 0.656 W/kg = -1.83 dBW/kg

Date: 2017-1-5

Test Laboratory: HUAWEI SAR/HAC Lab

WAS-LX1A UMTS Band II 9400CH Bottom side 10mm with Battery2-Main Antenna

DUT: WAS-LX1A; Type: Smart Phone; Serial: SAR1

Communication System: UID 0, HW-UMTS-FDD(WCDMA) (0); Frequency: 1880 MHz;Duty Cycle: 1:1
Medium parameters used: f = 1880 MHz; σ = 1.563 S/m; ε_r = 52.74; ρ = 1000 kg/m^3
Phantom section: Flat Section

DASY Configuration:

- Probe: ES3DV3 - SN3168; ConvF(4.99, 4.99, 4.99); Calibrated: 2016-9-27;
- Sensor-Surface: 3mm (Mechanical Surface Detection), z = 2.0, 32.0
- Electronics: DAE4 Sn852; Calibrated: 2016-4-20
- Phantom: SAM2; Type: SAM; Serial: TP:1474
- DASY52 52.8.8(1258); SEMCAD X 14.6.10(7331)

Configuration/Body/Area Scan (6x9x1): Measurement grid: dx=15mm, dy=15mm
Maximum value of SAR (measured) = 0.435 W/kg

Configuration/Body/Zoom Scan (5x5x7)/Cube 0: Measurement grid: dx=8mm, dy=8mm, dz=5mm
Reference Value = 20.59 V/m; Power Drift = 0.05 dB
Peak SAR (extrapolated) = 0.878 W/kg
SAR(1 g) = 0.510 W/kg; SAR(10 g) = 0.268 W/kg
Maximum value of SAR (measured) = 0.634 W/kg

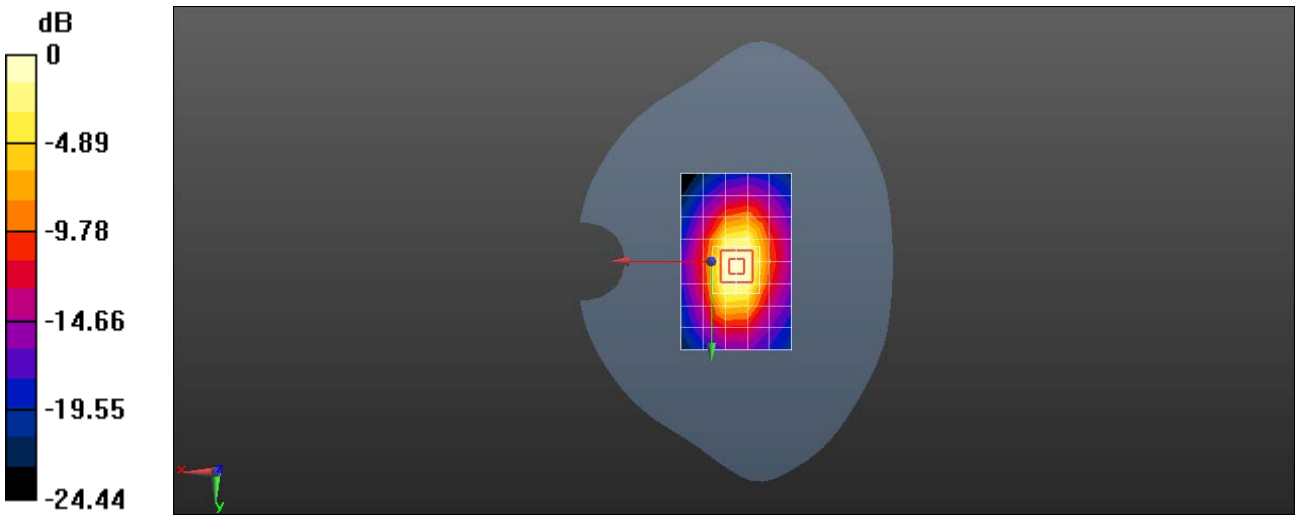

0 dB = 0.435 W/kg = -3.62 dBW/kg

Date: 2017-1-4

Test Laboratory: HUAWEI SAR/HAC Lab

WAS-LX1A UMTS Band V 4233CH Right touch-Main Antenna

DUT: WAS-LX1A; Type: Smart Phone; Serial: SAR1

Communication System: UID 0, HW-UMTS-FDD(WCDMA) (0); Frequency: 846.6 MHz;Duty Cycle: 1:1
Medium parameters used: f = 847 MHz; σ = 0.907 S/m; ε_r = 41.551; ρ = 1000 kg/m^3
Phantom section: Right Section

DASY Configuration:

- Probe: ES3DV3 - SN3168; ConvF(6.68, 6.68, 6.68); Calibrated: 2016-9-27;
- Sensor-Surface: 3mm (Mechanical Surface Detection), z = 2.0, 32.0
- Electronics: DAE4 Sn852; Calibrated: 2016-4-20
- Phantom: SAM1; Type: SAM; Serial: TP-1475
- DASY52 52.8.8(1258); SEMCAD X 14.6.10(7331)

Configuration/Head/Area Scan (8x13x1): Measurement grid: dx=15mm, dy=15mm
Maximum value of SAR (measured) = 0.215 W/kg

Configuration/Head/Zoom Scan (5x5x7)/Cube 0: Measurement grid: dx=8mm, dy=8mm, dz=5mm
Reference Value = 7.065 V/m; Power Drift = 0.10 dB
Peak SAR (extrapolated) = 0.247 W/kg
SAR(1 g) = 0.198 W/kg; SAR(10 g) = 0.153 W/kg
Maximum value of SAR (measured) = 0.217 W/kg



0 dB = 0.215 W/kg = -6.68 dBW/kg

Date: 2017-1-7

Test Laboratory: HUAWEI SAR/HAC Lab

WAS-LX1A UMTS Band V 4182CH Back side 15mm-Main Antenna

DUT: WAS-LX1A; Type: Smart Phone; Serial: SAR1

Communication System: UID 0, HW-UMTS-FDD(WCDMA) (0); Frequency: 836.4 MHz;Duty Cycle: 1:1
Medium parameters used (interpolated): f = 836.4 MHz; σ = 0.981 S/m; ε_r = 55.59; ρ = 1000 kg/m^3
Phantom section: Flat Section

DASY Configuration:

- Probe: ES3DV3 - SN3168; ConvF(6.33, 6.33, 6.33); Calibrated: 2016-9-27;
- Sensor-Surface: 3mm (Mechanical Surface Detection), z = 2.0, 32.0
- Electronics: DAE4 Sn852; Calibrated: 2016-4-20
- Phantom: SAM2; Type: SAM; Serial: TP:1474
- DASY52 52.8.8(1258); SEMCAD X 14.6.10(7331)

Configuration/Body/Area Scan (8x13x1): Measurement grid: dx=15mm, dy=15mm
Maximum value of SAR (measured) = 0.249 W/kg

Configuration/Body/Zoom Scan (5x5x7)/Cube 0: Measurement grid: dx=8mm, dy=8mm, dz=5mm
Reference Value = 16.60 V/m; Power Drift = -0.09 dB
Peak SAR (extrapolated) = 0.287 W/kg
SAR(1 g) = 0.230 W/kg; SAR(10 g) = 0.177 W/kg
Maximum value of SAR (measured) = 0.251 W/kg

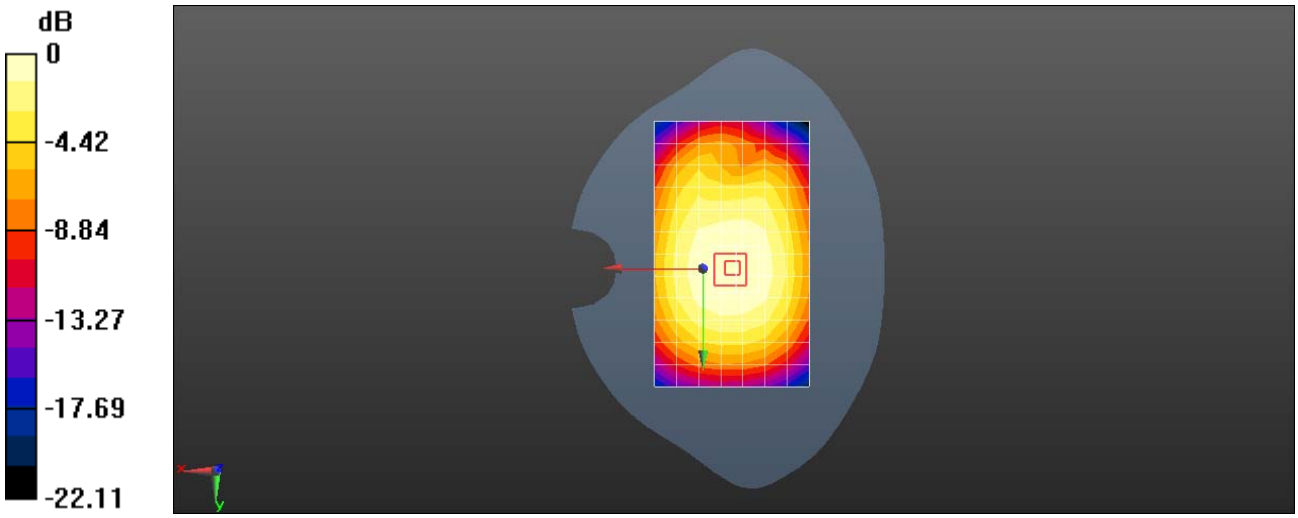

0 dB = 0.249 W/kg = -6.04 dBW/kg

Date: 2017-1-7

Test Laboratory: HUAWEI SAR/HAC Lab

WAS-LX1A UMTS Band V 4182CH Right side 10mm-Main Antenna

DUT: WAS-LX1A; Type: Smart Phone; Serial: SAR1

Communication System: UID 0, HW-UMTS-FDD(WCDMA) (0); Frequency: 836.4 MHz;Duty Cycle: 1:1
Medium parameters used (interpolated): f = 836.4 MHz; σ = 0.981 S/m; ε_r = 55.59; ρ = 1000 kg/m^3
Phantom section: Flat Section

DASY Configuration:

- Probe: ES3DV3 - SN3168; ConvF(6.33, 6.33, 6.33); Calibrated: 2016-9-27;
- Sensor-Surface: 3mm (Mechanical Surface Detection), z = 2.0, 32.0
- Electronics: DAE4 Sn852; Calibrated: 2016-4-20
- Phantom: SAM2; Type: SAM; Serial: TP:1474
- DASY52 52.8.8(1258); SEMCAD X 14.6.10(7331)

Configuration/Body/Area Scan (6x13x1): Measurement grid: dx=15mm, dy=15mm
Maximum value of SAR (measured) = 0.305 W/kg

Configuration/Body/Zoom Scan (5x5x7)/Cube 0: Measurement grid: dx=8mm, dy=8mm, dz=5mm
Reference Value = 18.42 V/m; Power Drift = 0.02 dB
Peak SAR (extrapolated) = 0.401 W/kg
SAR(1 g) = 0.282 W/kg; SAR(10 g) = 0.192 W/kg
Maximum value of SAR (measured) = 0.325 W/kg

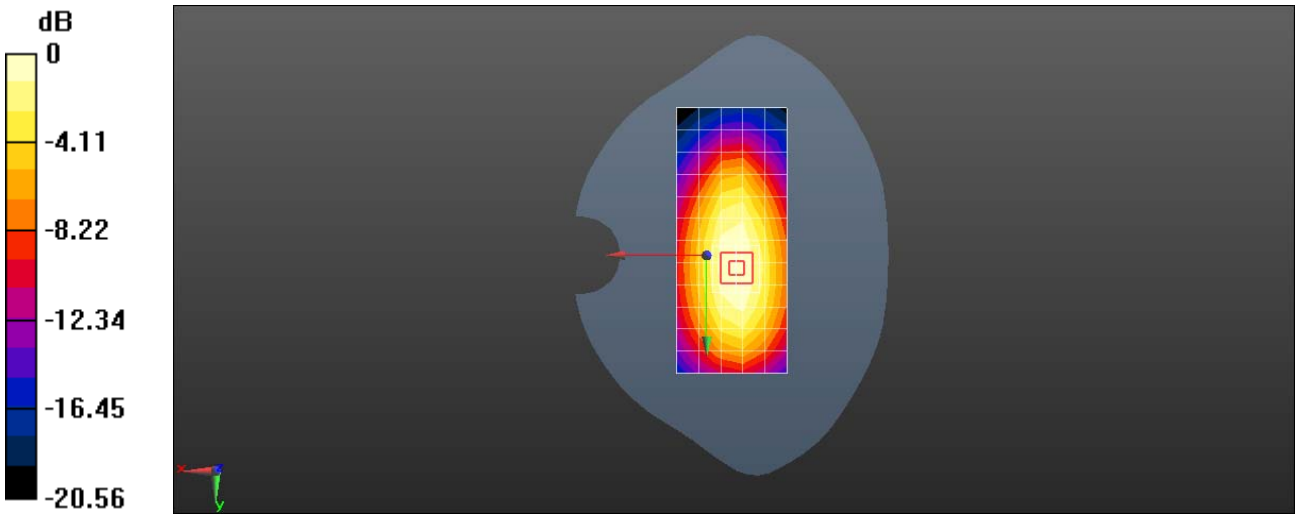

0 dB = 0.305 W/kg = -5.16 dBW/kg

Date: 2016-12-30

Test Laboratory: HUAWEI SAR/HAC Lab

WAS-LX1A LTE Band VII 20M QPSK 1RB 50 offset 20850CH Right touch with Battery2-Main Antenna

DUT: WAS-LX1A; Type: Smart Phone; Serial: SAR1

Communication System: UID 0, LTE-FDD (SC-FDMA, 20MHz, QPSK/16-QAM) (0); Frequency: 2510 MHz;Duty Cycle: 1:1
Medium parameters used: f = 2510 MHz; σ = 1.88 S/m; ε_r = 38.767; ρ = 1000 kg/m^3
Phantom section: Right Section

DASY Configuration:

- Probe: ES3DV3 - SN3168; ConvF(4.69, 4.69, 4.69); Calibrated: 2016-9-27;
- Sensor-Surface: 3mm (Mechanical Surface Detection), z = 2.0, 32.0
- Electronics: DAE4 Sn852; Calibrated: 2016-4-20
- Phantom: SAM1; Type: SAM; Serial: TP-1475
- DASY52 52.8.8(1258); SEMCAD X 14.6.10(7331)

Configuration/Head/Area Scan (10x16x1): Measurement grid: dx=12mm, dy=12mm
Maximum value of SAR (measured) = 0.119 W/kg

Configuration/Head/Zoom Scan (7x7x7)/Cube 0: Measurement grid: dx=5mm, dy=5mm, dz=5mm
Reference Value = 2.798 V/m; Power Drift = 0.14 dB
Peak SAR (extrapolated) = 0.177 W/kg
SAR(1 g) = 0.102 W/kg; SAR(10 g) = 0.054 W/kg
Maximum value of SAR (measured) = 0.127 W/kg



0 dB = 0.119 W/kg = -9.24 dBW/kg

Date: 2017-1-11

Test Laboratory: HUAWEI SAR/HAC Lab

WAS-LX1A LTE Band VII 20M QPSK 1RB 50 offset 21100CH Front Side 15mm-Main Antenna

DUT: WAS-LX1A; Type: Smart Phone; Serial: SAR1

Communication System: UID 0, LTE-FDD (SC-FDMA, 20MHz, QPSK/16-QAM) (0); Frequency: 2535 MHz;Duty Cycle: 1:1
Medium parameters used: f = 2535 MHz; σ = 2.128 S/m; ε_r = 52.238; ρ = 1000 kg/m^3
Phantom section: Flat Section

DASY Configuration:

- Probe: ES3DV3 - SN3168; ConvF(4.31, 4.31, 4.31); Calibrated: 2016-9-27;
- Sensor-Surface: 3mm (Mechanical Surface Detection), z = 2.0, 32.0
- Electronics: DAE4 Sn852; Calibrated: 2016-4-20
- Phantom: SAM2; Type: SAM; Serial: TP:1474
- DASY52 52.8.8(1258); SEMCAD X 14.6.10(7331)

Configuration/Body/Area Scan (10x16x1): Measurement grid: dx=12mm, dy=12mm
Maximum value of SAR (measured) = 0.397 W/kg

Configuration/Body/Zoom Scan (7x7x7)/Cube 0: Measurement grid: dx=5mm, dy=5mm, dz=5mm
Reference Value = 2.292 V/m; Power Drift = 0.14 dB
Peak SAR (extrapolated) = 0.626 W/kg
SAR(1 g) = 0.336 W/kg; SAR(10 g) = 0.191 W/kg
Maximum value of SAR (measured) = 0.413 W/kg

Configuration/Body/Zoom Scan (7x7x7)/Cube 1: Measurement grid: dx=5mm, dy=5mm, dz=5mm
Reference Value = 2.292 V/m; Power Drift = 0.14 dB
Peak SAR (extrapolated) = 0.505 W/kg
SAR(1 g) = 0.256 W/kg; SAR(10 g) = 0.129 W/kg
Maximum value of SAR (measured) = 0.322 W/kg

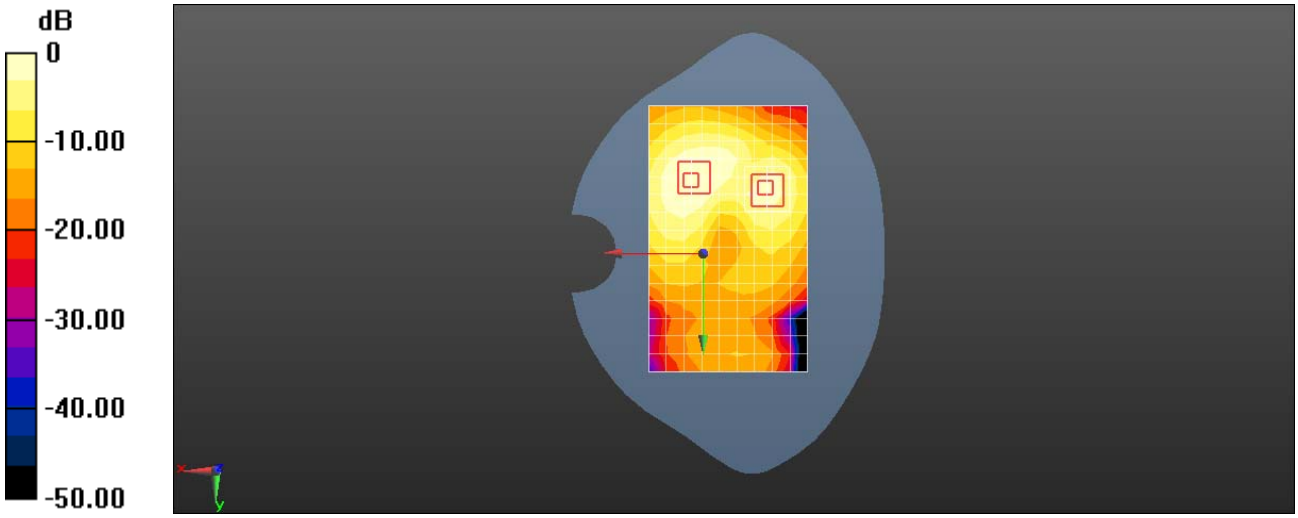

0 dB = 0.397 W/kg = -4.01 dBW/kg

Date: 2017-1-12

Test Laboratory: HUAWEI SAR/HAC Lab

WAS-LX1A LTE Band VII 20M QPSK 1RB 50 offset 21100CH Bottom Side 10mm with Battery2-Main Antenna

DUT: WAS-LX1A; Type: Smart Phone; Serial: SAR1

Communication System: UID 0, LTE-FDD (SC-FDMA, 20MHz, QPSK/16-QAM) (0); Frequency: 2535 MHz;Duty Cycle: 1:1
Medium parameters used: f = 2535 MHz; σ = 2.128 S/m; ε_r = 52.238; ρ = 1000 kg/m^3
Phantom section: Flat Section

DASY Configuration:

- Probe: ES3DV3 - SN3168; ConvF(4.31, 4.31, 4.31); Calibrated: 2016-9-27;
- Sensor-Surface: 3mm (Mechanical Surface Detection), z = 2.0, 32.0
- Electronics: DAE4 Sn852; Calibrated: 2016-4-20
- Phantom: SAM2; Type: SAM; Serial: TP:1474
- DASY52 52.8.8(1258); SEMCAD X 14.6.10(7331)

Configuration/Body/Area Scan (7x11x1): Measurement grid: dx=12mm, dy=12mm
Maximum value of SAR (measured) = 0.656 W/kg

Configuration/Body/Zoom Scan (7x7x7)/Cube 0: Measurement grid: dx=5mm, dy=5mm, dz=5mm
Reference Value = 17.05 V/m; Power Drift = 0.11 dB
Peak SAR (extrapolated) = 1.11 W/kg
SAR(1 g) = 0.557 W/kg; SAR(10 g) = 0.269 W/kg
Maximum value of SAR (measured) = 0.720 W/kg

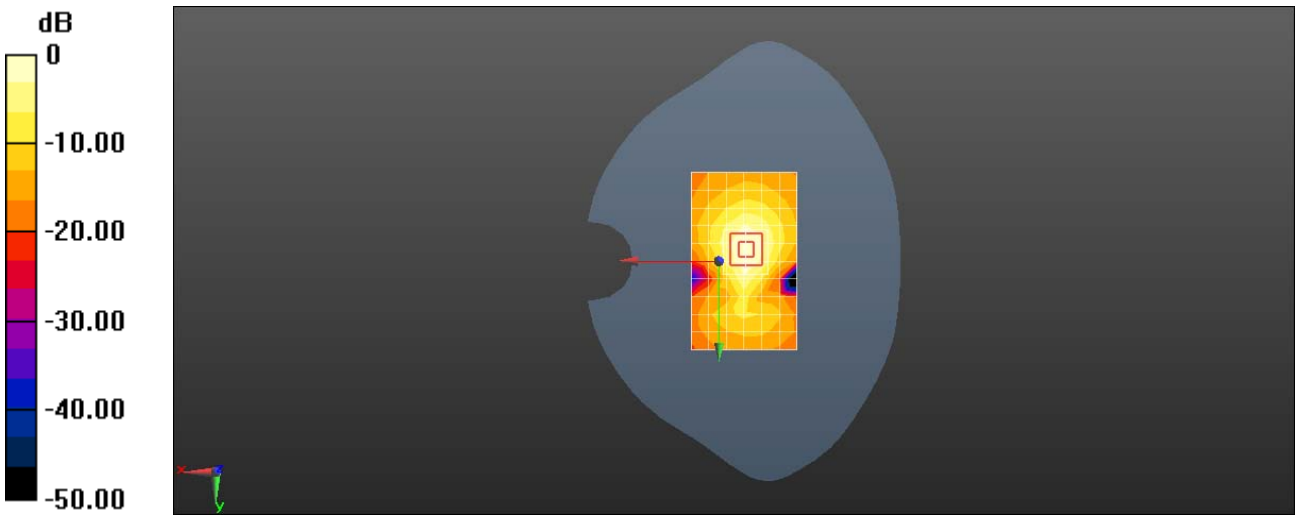

0 dB = 0.656 W/kg = -1.83 dBW/kg

Date: 2017-1-11

Test Laboratory: HUAWEI SAR/HAC Lab

WAS-LX1A WIFI 2.4GH 11b 6CH Left Touch with Battery 2

DUT: WAS-LX1A; Type: Smart Phone; Serial: SAR1

Communication System: UID 0, WiFi(802.11a/b/g/n/ac) (0); Frequency: 2437 MHz;Duty Cycle: 1:1
Medium parameters used: f = 2437 MHz; σ = 1.82 S/m; ε_r = 40.461; ρ = 1000 kg/m^3
Phantom section: Left Section

DASY Configuration:

- Probe: ES3DV3 - SN3168; ConvF(4.73, 4.73, 4.73); Calibrated: 2016-9-27;
- Sensor-Surface: 3mm (Mechanical Surface Detection), z = 2.0, 32.0
- Electronics: DAE4 Sn852; Calibrated: 2016-4-20
- Phantom: SAM1; Type: SAM; Serial: TP-1475
- DASY52 52.8.8(1258); SEMCAD X 14.6.10(7331)

Configuration/Head/Area Scan (10x16x1): Measurement grid: dx=12mm, dy=12mm
Maximum value of SAR (measured) = 0.914 W/kg

Configuration/Head/Zoom Scan (7x8x7)/Cube 0: Measurement grid: dx=5mm, dy=5mm, dz=5mm
Reference Value = 8.710 V/m; Power Drift = 0.17 dB
Peak SAR (extrapolated) = 1.79 W/kg
SAR(1 g) = 0.730 W/kg; SAR(10 g) = 0.346 W/kg
Maximum value of SAR (measured) = 0.987 W/kg

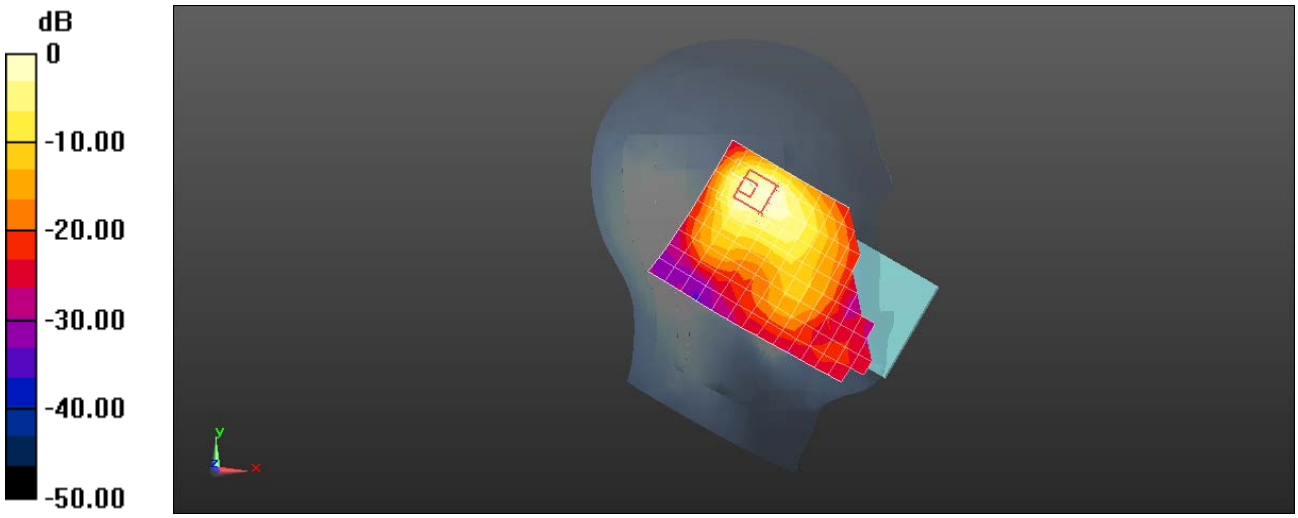

0 dB = 0.914 W/kg = -0.39 dBW/kg

Date: 2017-1-17

Test Laboratory: HUAWEI SAR/HAC Lab

WAS-LX1A wifi2.4G 802.11b 11CH Back Side 15mm with Battery2

DUT: WAS-LX1A; Type: Smart Phone; Serial: SAR1

Communication System: UID 0, WiFi(802.11a/b/g/n/ac) (0); Frequency: 2462 MHz;Duty Cycle: 1:1
Medium parameters used: f = 2462 MHz; σ = 2.015 S/m; ε_r = 52.624; ρ = 1000 kg/m^3
Phantom section: Flat Section

DASY Configuration:

- Probe: ES3DV3 - SN3168; ConvF(4.57, 4.57, 4.57); Calibrated: 2016-9-27;
- Sensor-Surface: 3mm (Mechanical Surface Detection), z = 2.0, 32.0
- Electronics: DAE4 Sn852; Calibrated: 2016-4-20
- Phantom: SAM2; Type: SAM; Serial: TP:1474
- DASY52 52.8.8(1258); SEMCAD X 14.6.10(7331)

Configuration/Body/Area Scan (10x16x1): Measurement grid: dx=12mm, dy=12mm
Maximum value of SAR (measured) = 0.0702 W/kg

Configuration/Body/Zoom Scan (7x7x7)/Cube 0: Measurement grid: dx=5mm, dy=5mm, dz=5mm
Reference Value = 3.955 V/m; Power Drift = -0.17 dB
Peak SAR (extrapolated) = 0.108 W/kg
SAR(1 g) = 0.058 W/kg; SAR(10 g) = 0.033 W/kg
Maximum value of SAR (measured) = 0.0712 W/kg

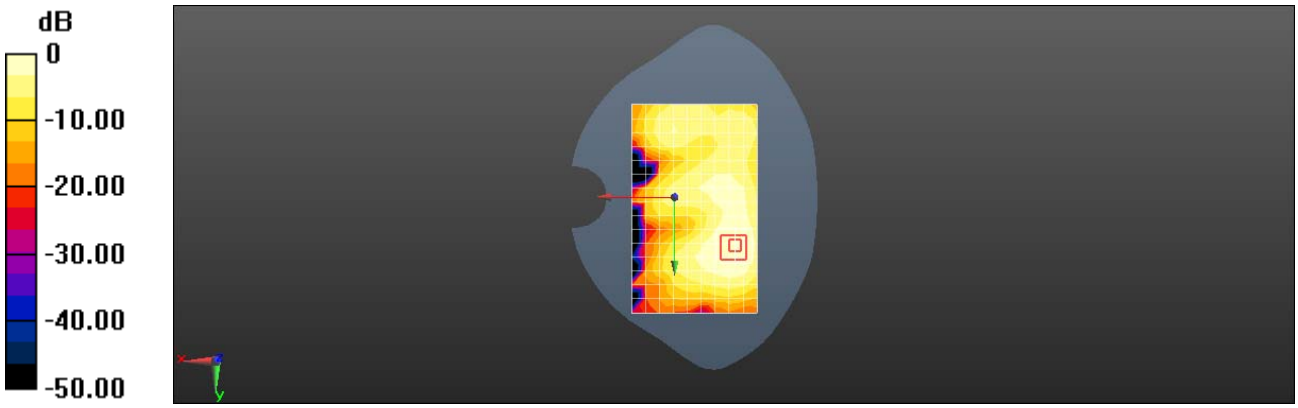

0 dB = 0.0702 W/kg = -11.54 dBW/kg

Date: 2017-1-17

Test Laboratory: HUAWEI SAR/HAC Lab

WAS-LX1A wifi2.4G 802.11b 11CH Back Side 10mm with Battery2

DUT: WAS-LX1A; Type: Smart Phone; Serial: SAR1

Communication System: UID 0, WiFi(802.11a/b/g/n/ac) (0); Frequency: 2462 MHz;Duty Cycle: 1:1
Medium parameters used: f = 2462 MHz; σ = 2.015 S/m; ε_r = 52.624; ρ = 1000 kg/m^3
Phantom section: Flat Section

DASY Configuration:

- Probe: ES3DV3 - SN3168; ConvF(4.57, 4.57, 4.57); Calibrated: 2016-9-27;
- Sensor-Surface: 3mm (Mechanical Surface Detection), z = 2.0, 32.0
- Electronics: DAE4 Sn852; Calibrated: 2016-4-20
- Phantom: SAM2; Type: SAM; Serial: TP:1474
- DASY52 52.8.8(1258); SEMCAD X 14.6.10(7331)

Configuration/Body/Area Scan (10x16x1): Measurement grid: dx=12mm, dy=12mm
Maximum value of SAR (measured) = 0.145 W/kg

Configuration/Body/Zoom Scan (7x7x7)/Cube 0: Measurement grid: dx=5mm, dy=5mm, dz=5mm
Reference Value = 4.981 V/m; Power Drift = -0.13 dB
Peak SAR (extrapolated) = 0.228 W/kg
SAR(1 g) = 0.122 W/kg; SAR(10 g) = 0.067 W/kg
Maximum value of SAR (measured) = 0.150 W/kg

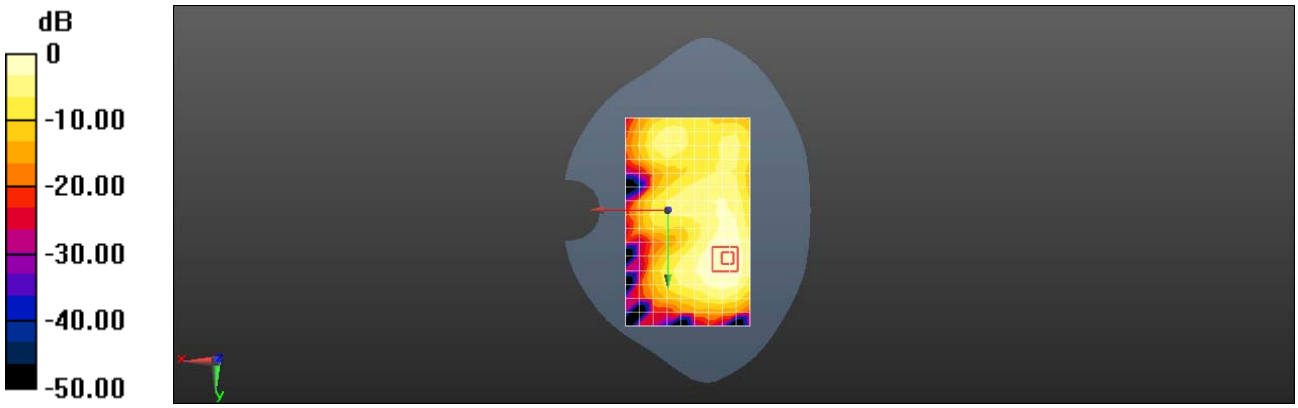

0 dB = 0.145 W/kg = -8.39 dBW/kg

Date: 2017-1-19

Test Laboratory: HUAWEI SAR/HAC Lab

WAS-LX1A WIFI 5G 11a 56CH Left touch

DUT: WAS-LX1A; Type: Smart Phone; Serial: SAR1

Communication System: UID 0, WiFi(802.11a/b/g/n/ac) (0); Frequency: 5280 MHz;Duty Cycle: 1:1
Medium parameters used: f = 5280 MHz; σ = 4.74 S/m; ε_r = 35.312; ρ = 1000 kg/m^3
Phantom section: Left Section

DASY Configuration:

- Probe: EX3DV4 - SN3736; ConvF(4.57, 4.57, 4.57); Calibrated: 2016-4-26;
- Sensor-Surface: 1.4mm (Mechanical Surface Detection), z = 1.0, 25.0
- Electronics: DAE4 Sn852; Calibrated: 2016-4-20
- Phantom: SAM1; Type: SAM; Serial: TP-1475
- DASY52 52.8.8(1258); SEMCAD X 14.6.10(7331)

Configuration/Head/Area Scan (11x18x1): Measurement grid: dx=10mm, dy=10mm
Maximum value of SAR (measured) = 0.587 W/kg

Configuration/Head/Zoom Scan (8x9x7)/Cube 0: Measurement grid: dx=4mm, dy=4mm, dz=1.4mm
Reference Value = 3.969 V/m; Power Drift = 0.12 dB
Peak SAR (extrapolated) = 1.62 W/kg
SAR(1 g) = 0.318 W/kg; SAR(10 g) = 0.063 W/kg
Maximum value of SAR (measured) = 0.933 W/kg

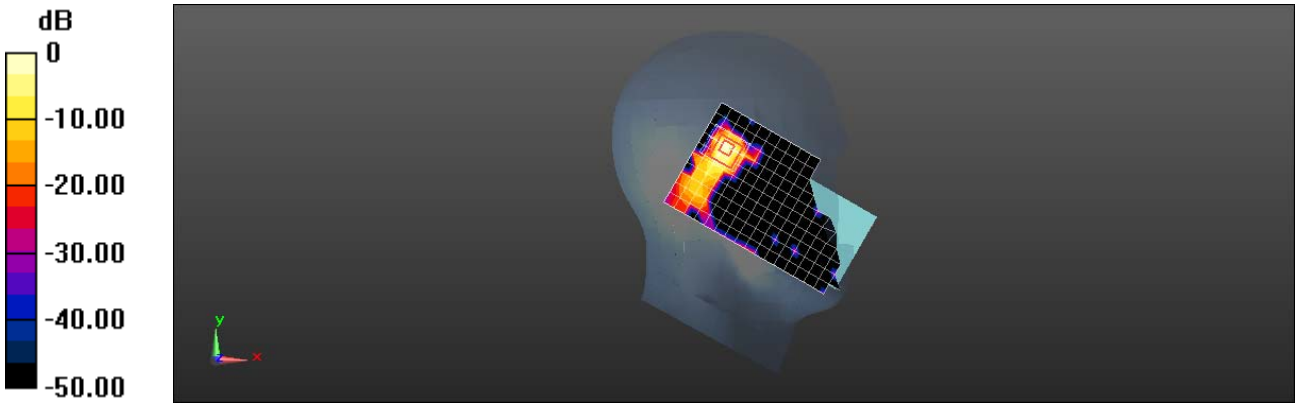

0 dB = 0.587 W/kg = -2.31 dBW/kg

Date: 2017-1-20

Test Laboratory: HUAWEI SAR/HAC Lab

WAS-LX1A WIFI 5G 11a 112CH Back Side 15mm with Battery 2

DUT: WAS-LX1A; Type: Smart Phone; Serial: SAR1

Communication System: UID 0, WiFi(802.11a/b/g/n/ac) (0); Frequency: 5560 MHz;Duty Cycle: 1:1
Medium parameters used: f = 5560 MHz; σ = 5.815 S/m; ε_r = 49.38; ρ = 1000 kg/m^3
Phantom section: Flat Section

DASY Configuration:

- Probe: EX3DV4 - SN3736; ConvF(3.48, 3.48, 3.48); Calibrated: 2016-4-26;
- Sensor-Surface: 1.4mm (Mechanical Surface Detection), z = 1.0, 25.0
- Electronics: DAE4 Sn852; Calibrated: 2016-4-20
- Phantom: SAM2; Type: SAM; Serial: TP:1474
- DASY52 52.8.8(1258); SEMCAD X 14.6.10(7331)

Configuration/Body/Area Scan (11x18x1): Measurement grid: dx=10mm, dy=10mm
Maximum value of SAR (measured) = 0.0583 W/kg

Configuration/Body/Zoom Scan (8x9x7)/Cube 0: Measurement grid: dx=4mm, dy=4mm, dz=1.4mm
Reference Value = 0.1210 V/m; Power Drift = 0.00 dB
Peak SAR (extrapolated) = 0.177 W/kg
SAR(1 g) = 0.028 W/kg; SAR(10 g) = 0.0071 W/kg
Maximum value of SAR (measured) = 0.0856 W/kg

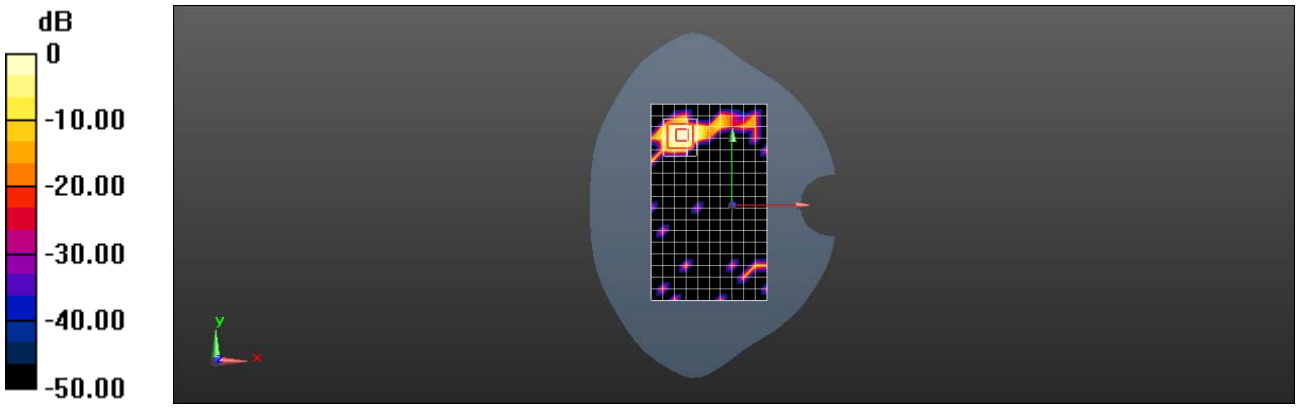

0 dB = 0.0583 W/kg = -12.34 dBW/kg

Date: 2017-1-21

Test Laboratory: HUAWEI SAR/HAC Lab

WAS-LX1A WIFI 5G 11a 40CH Back Side 10mm with Battery2

DUT: WAS-LX1A; Type: Smart Phone; Serial: SAR1

Communication System: UID 0, WiFi(802.11a/b/g/n/ac) (0); Frequency: 5200 MHz;Duty Cycle: 1:1
Medium parameters used: f = 5200 MHz; σ = 5.195 S/m; ε_r = 49.961; ρ = 1000 kg/m^3
Phantom section: Flat Section

DASY Configuration:

- Probe: EX3DV4 - SN3736; ConvF(3.92, 3.92, 3.92); Calibrated: 2016-4-26;
- Sensor-Surface: 1.4mm (Mechanical Surface Detection), z = 1.0, 25.0
- Electronics: DAE4 Sn852; Calibrated: 2016-4-20
- Phantom: SAM2; Type: SAM; Serial: TP:1474
- DASY52 52.8.8(1258); SEMCAD X 14.6.10(7331)

Configuration/Body/Area Scan (11x18x1): Measurement grid: dx=10mm, dy=10mm
Maximum value of SAR (measured) = 0.0745 W/kg

Configuration/Body/Zoom Scan (8x9x7)/Cube 0: Measurement grid: dx=4mm, dy=4mm, dz=1.4mm
Reference Value = 0.1690 V/m; Power Drift = 0.00 dB
Peak SAR (extrapolated) = 0.159 W/kg
SAR(1 g) = 0.027 W/kg; SAR(10 g) = 0.00716 W/kg
Maximum value of SAR (measured) = 0.0805 W/kg

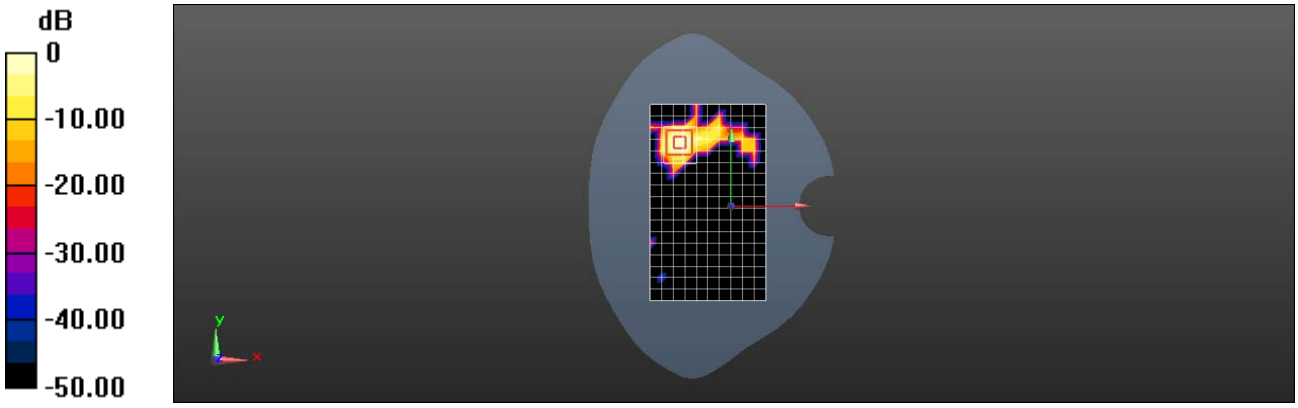

0 dB = 0.0745 W/kg = -11.28 dBW/kg