I.4 Reported SAR Comparison

Exposure Configuration	Technology Band	Reported SAR 1g (W/Kg): original	Reported SAR 1g (W/Kg): spot check
Head (Separation Distance 0mm)	GSM 850	0.61	**0.51**
	PCS 1900	0.66	**0.53**
	UMTS FDD 5	0.52	**0.42**
	UMTS FDD 2	0.80	**0.75**
Hotspot (Separation Distance 10mm)	GSM 850	1.30	**1.25**
	PCS 1900	0.78	**0.77**
	UMTS FDD 5	0.60	**0.55**
	UMTS FDD 2	1.11	**0.83**

©Copyright. All rights reserved by CTTL.

GSM 850 Left Cheek High

Date/Time: 2015-11-11
Electronics: DAE4 Sn786
Medium: 900Head
Medium parameters used (interpolated): f = 848.8 MHz; σ = 0.938 S/m; ε_r = 40.453; ρ = 1000 kg/m^3
Ambient Temperature:22.0^{o}C Liquid Temperature:21.5^{o}C
Communication System: GSM Frequency: 848.8 MHz Duty Cycle: 1:8.3
Probe: EX3DV4 - SN3633 ConvF(9.31, 9.31, 9.31);

Right Cheek High/Area Scan (61x101x1): Interpolated grid: dx=1.500 mm, dy=1.500 mm
Maximum value of SAR (interpolated) = 0.424 W/kg

Right Cheek High/Zoom Scan (7x7x7)/Cube 0: Measurement grid: dx=5mm, dy=5mm, dz=5mm
Reference Value = 5.307 V/m; Power Drift = 0.12 dB
Peak SAR (extrapolated) = 0.499 W/kg
SAR(1 g) = 0.404 W/kg; SAR(10 g) = 0.305 W/kg
Maximum value of SAR (measured) = 0.414 W/kg



Fig.1 850MHz CH251

©Copyright. All rights reserved by CTTL.

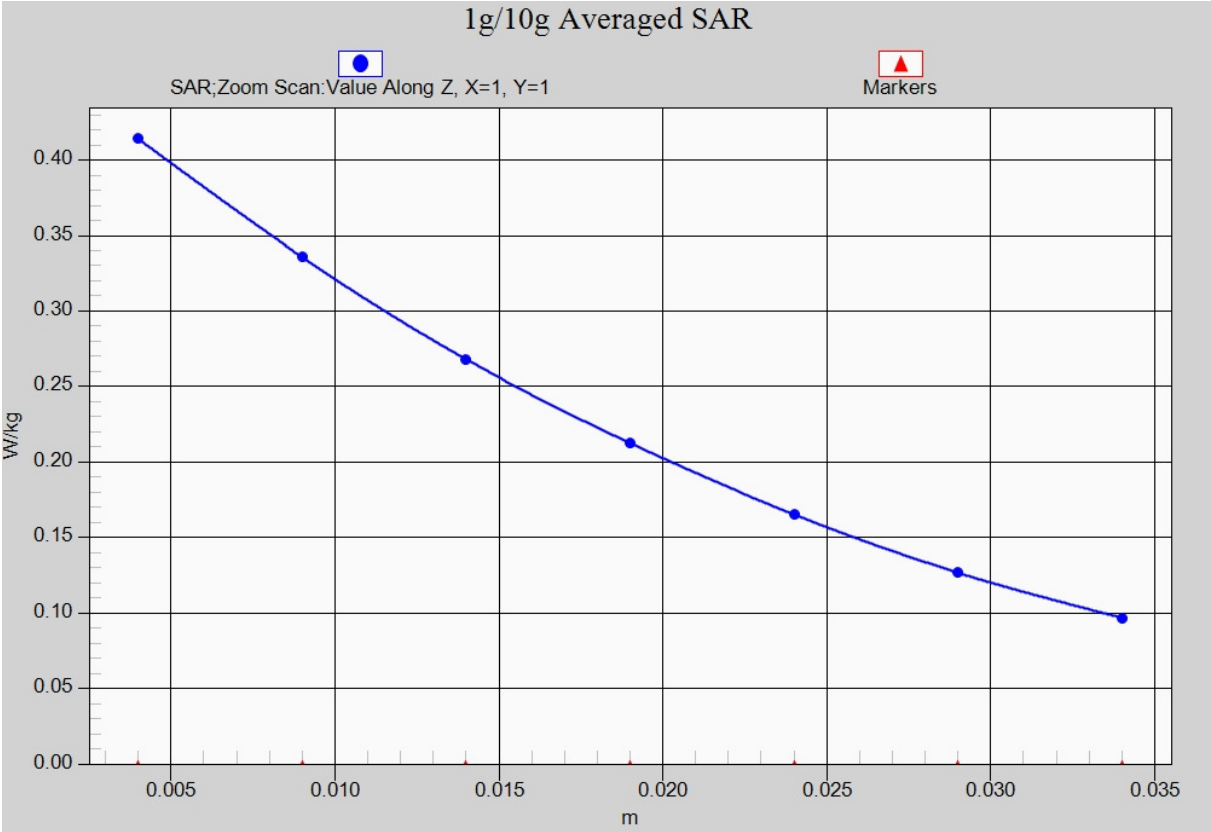

Fig. 1-1 Z-Scan at power reference point (850 MHz CH251)

©Copyright. All rights reserved by CTTL.

GSM 850 Body Rear High

Date/Time: 2015/11/9
Electronics: DAE4 Sn786
Medium: Body 850 MHz
Medium parameters used (interpolated): f = 848.8 MHz; σ = 0.988 S/m; ε_r = 52.519; ρ = 1000 kg/m^3
Ambient Temperature:22.0°C Liquid Temperature:21.5°C
Communication System: UID 0, 4 slot GPRS (0) Frequency: 848.8 MHz Duty Cycle: 1:2.0
Probe: EX3DV4 - SN3633 ConvF(9.29, 9.29, 9.29);

Rear side High/Area Scan (51x101x1): Interpolated grid: dx=1.500 mm, dy=1.500 mm
Maximum value of SAR (interpolated) = 1.17 W/kg

Rear side High/Zoom Scan (7x7x7)/Cube 0: Measurement grid: dx=5mm, dy=5mm, dz=5mm
Reference Value = 35.20 V/m; Power Drift = -0.13 dB
Peak SAR (extrapolated) = 1.39 W/kg
SAR(1 g) = 1.1 W/kg; SAR(10 g) = 0.812 W/kg
Maximum value of SAR (measured) = 1.15 W/kg



Fig.2 850 MHz CH251

©Copyright. All rights reserved by CTTL.

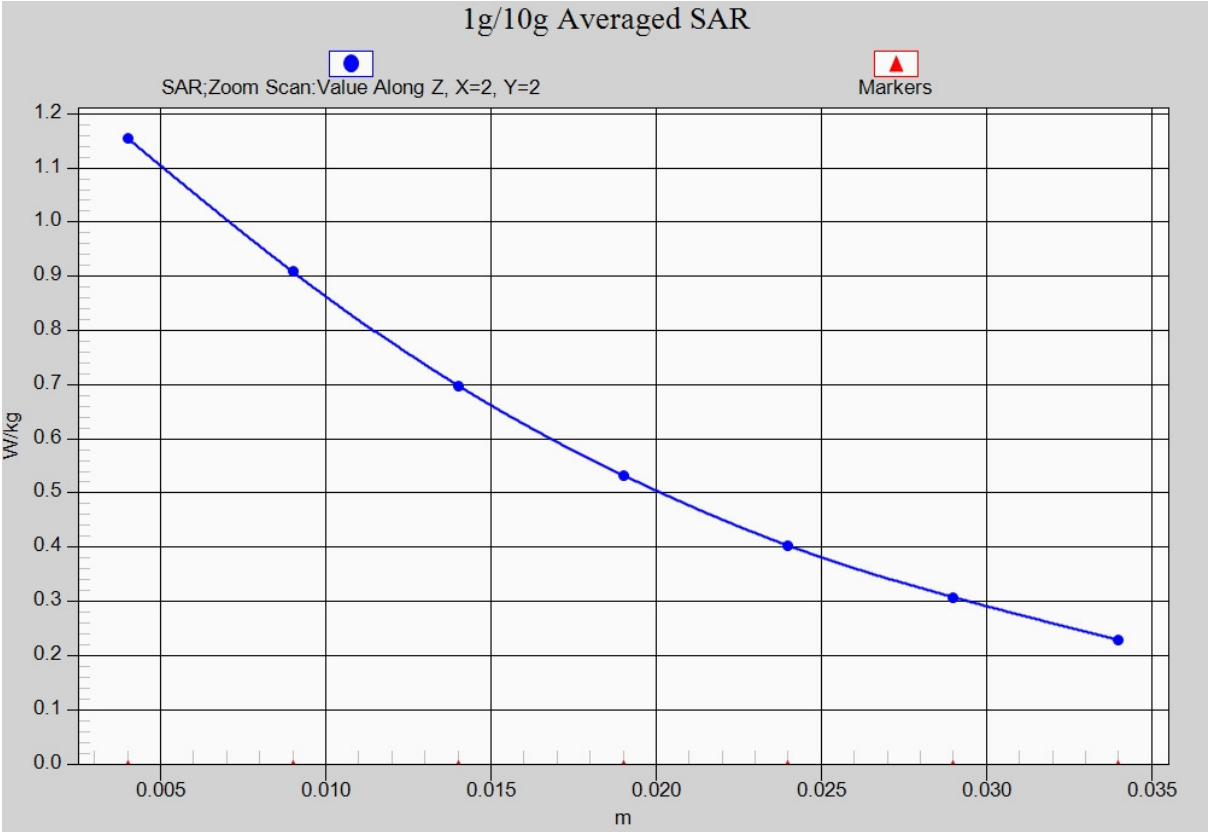

Fig. 2-1 Z-Scan at power reference point (850 MHz CH251)

©Copyright. All rights reserved by CTTL.

GSM1900 Right Cheek High

Date/Time: 2015-11-5
Electronics: DAE4 Sn786
Medium: 1900 Head
Medium parameters used: f = 1910 MHz; σ = 1.415 S/m; ε_r = 38.294; ρ = 1000 kg/m^3
Ambient Temperature:22.0^{o}C Liquid Temperature:21.5^{o}C
Communication System: GSM Frequency: 1910 MHz Duty Cycle: 1:8.3
Probe: EX3DV4 - SN3633 ConvF(7.55, 7.55, 7.55);

Right Cheek High/Area Scan (61x91x1): Interpolated grid: dx=1.500 mm, dy=1.500 mm
Maximum value of SAR (interpolated) = 0.422 W/kg

Right Cheek High/Zoom Scan (7x7x7)/Cube 0: Measurement grid: dx=5mm, dy=5mm, dz=5mm
Reference Value = 7.897 V/m; Power Drift = 0.06 dB
Peak SAR (extrapolated) = 0.576 W/kg
SAR(1 g) = 0.384 W/kg; SAR(10 g) = 0.231 W/kg
Maximum value of SAR (measured) = 0.400 W/kg

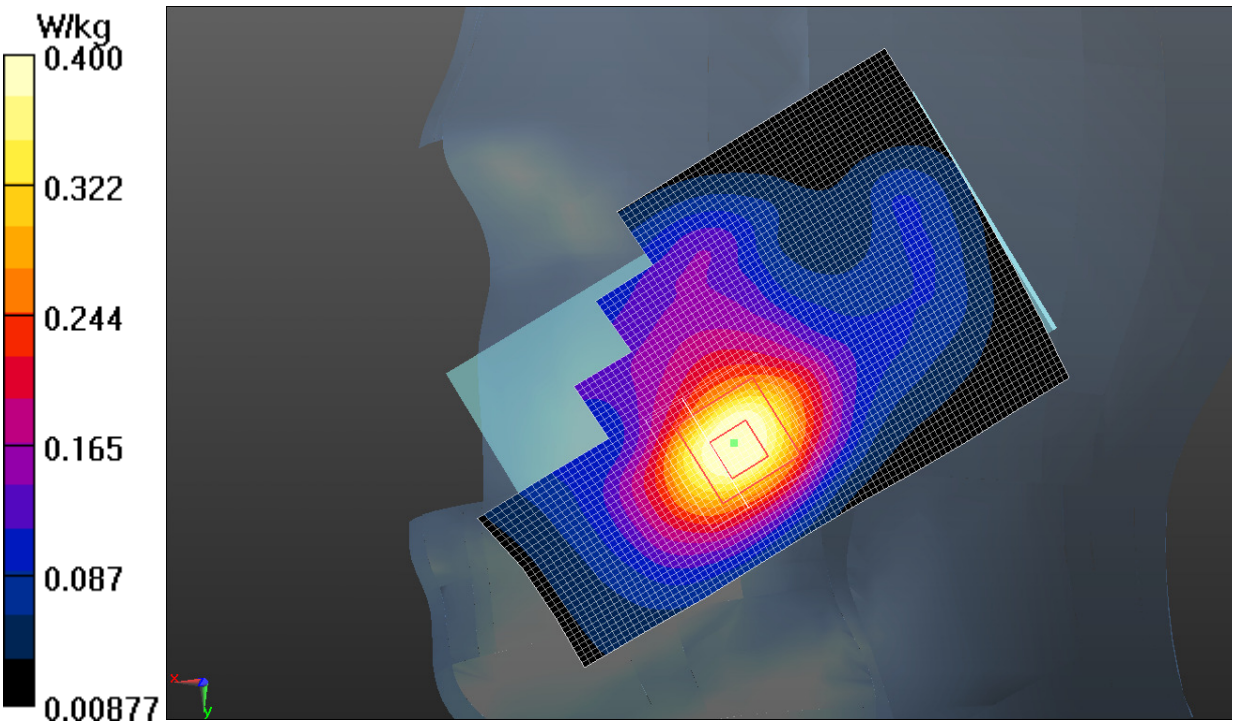

Fig.3 1900 MHz CH810

©Copyright. All rights reserved by CTTL.

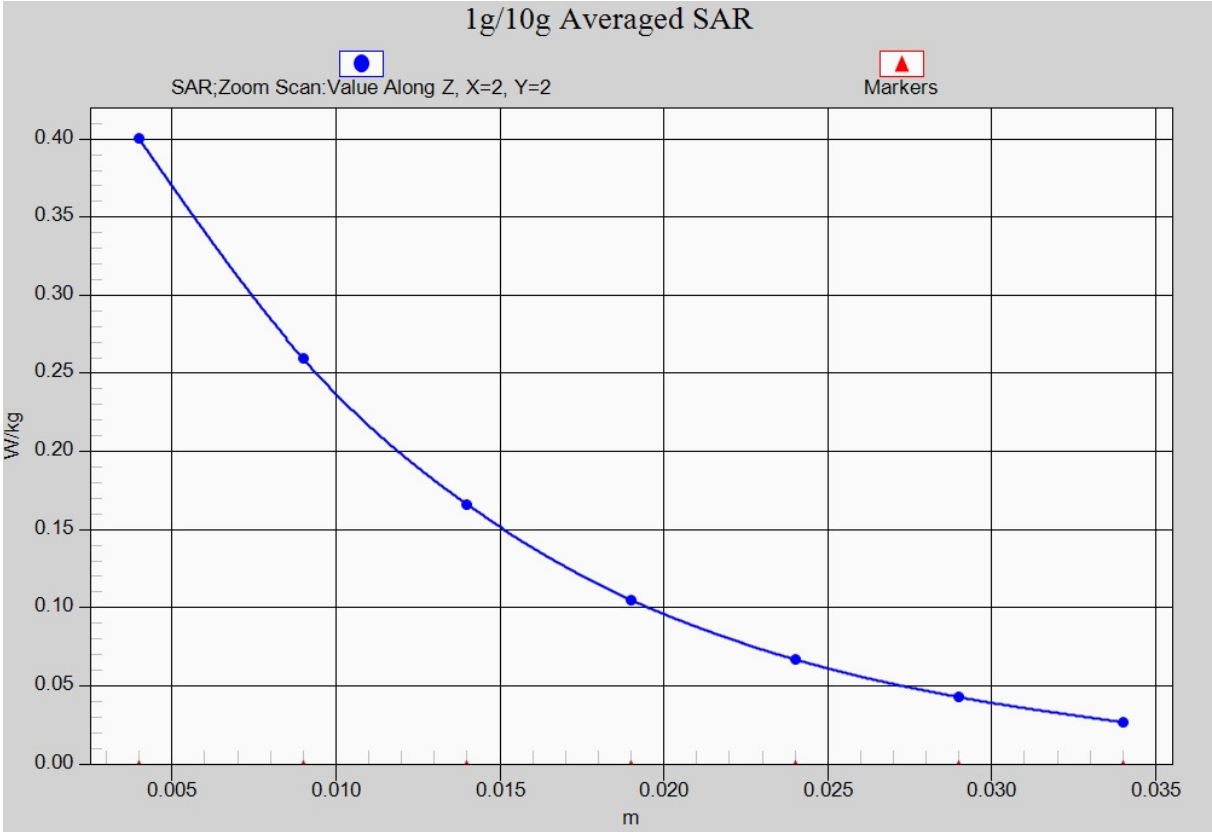

Fig. 3-1 Z-Scan at power reference point (1900 MHz CH810)

©Copyright. All rights reserved by CTTL.

GSM1900 Body Rear Low

Date/Time: 2015-11-8
Electronics: DAE4 Sn786
Medium: 1900 Body
Medium parameters used (interpolated): f = 1850.2 MHz; σ = 1.53 S/m; ε_r = 52.234; ρ = 1000 kg/m^3
Ambient Temperature:22.0^{o}C Liquid Temperature:21.5^{o}C
Communication System: 4 slot GPRS Frequency: 1850.2 MHz Duty Cycle: 1:2
Probe: EX3DV4 - SN3633 ConvF(7.18, 7.18, 7.18);

Rear side Low/Area Scan (61x101x1): Interpolated grid: dx=1.500 mm, dy=1.500 mm
Maximum value of SAR (interpolated) = 0.739 W/kg

Rear side Low/Zoom Scan (7x7x7)/Cube 0: Measurement grid: dx=5mm, dy=5mm, dz=5mm
Reference Value = 10.007 V/m; Power Drift = -0.09 dB
Peak SAR (extrapolated) = 1.34 W/kg
SAR(1 g) = 0.701 W/kg; SAR(10 g) = 0.440 W/kg
Maximum value of SAR (measured) = 0.762 W/kg

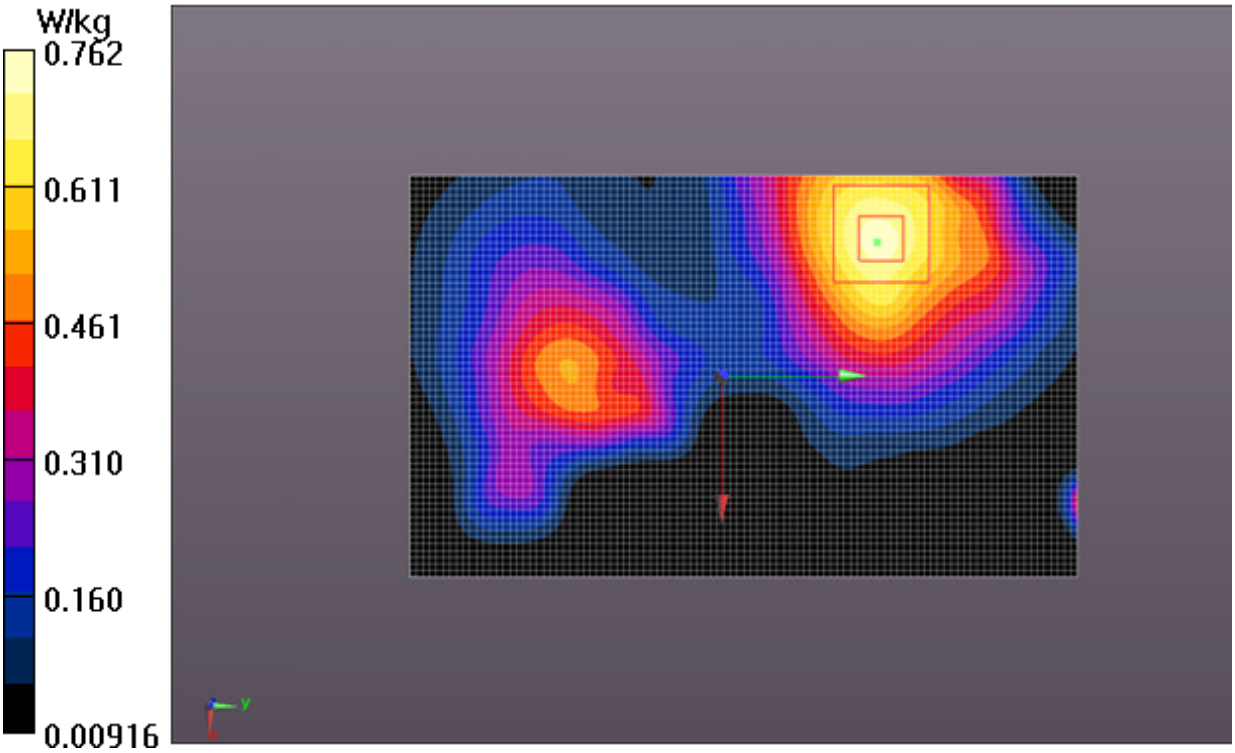

Fig.4 1900 MHz CH512

©Copyright. All rights reserved by CTTL.

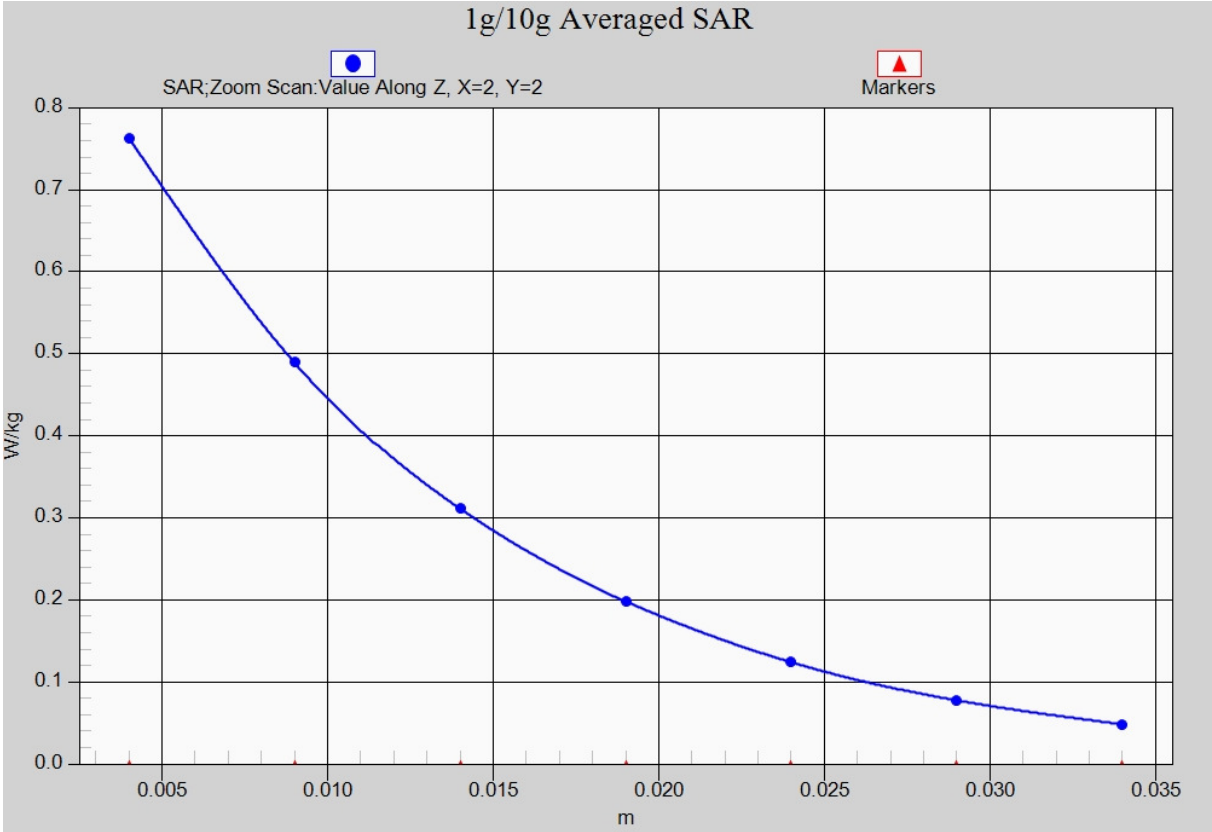

Fig.4-1 Z-Scan at power reference point (1900 MHz CH512)

©Copyright. All rights reserved by CTTL.

WCDMA 850 Left Cheek Middle

Date/Time: 2015-11-11
Electronics: DAE4 Sn786
Medium: 900Head
Medium parameters used (interpolated): f = 836.6 MHz; σ = 0.932 S/m; ε_r = 40.584; ρ = 1000 kg/m^3
Ambient Temperature:22.0^{o}C Liquid Temperature:21.5^{o}C
Communication System: WCDMA Frequency: 836.6 MHz Duty Cycle: 1:1
Probe: EX3DV4 - SN3633 ConvF(9.31, 9.31, 9.31);

Right Cheek Middle/Area Scan (61x101x1): Interpolated grid: dx=1.500 mm, dy=1.500 mm
Maximum value of SAR (interpolated) = 0.385 W/kg

Right Cheek Middle/Zoom Scan (7x7x7)/Cube 0: Measurement grid: dx=5mm, dy=5mm, dz=5mm
Reference Value = 6.648 V/m; Power Drift = 0.09 dB
Peak SAR (extrapolated) = 0.453 W/kg
SAR(1 g) = 0.364 W/kg; SAR(10 g) = 0.273 W/kg
Maximum value of SAR (measured) = 0.377 W/kg

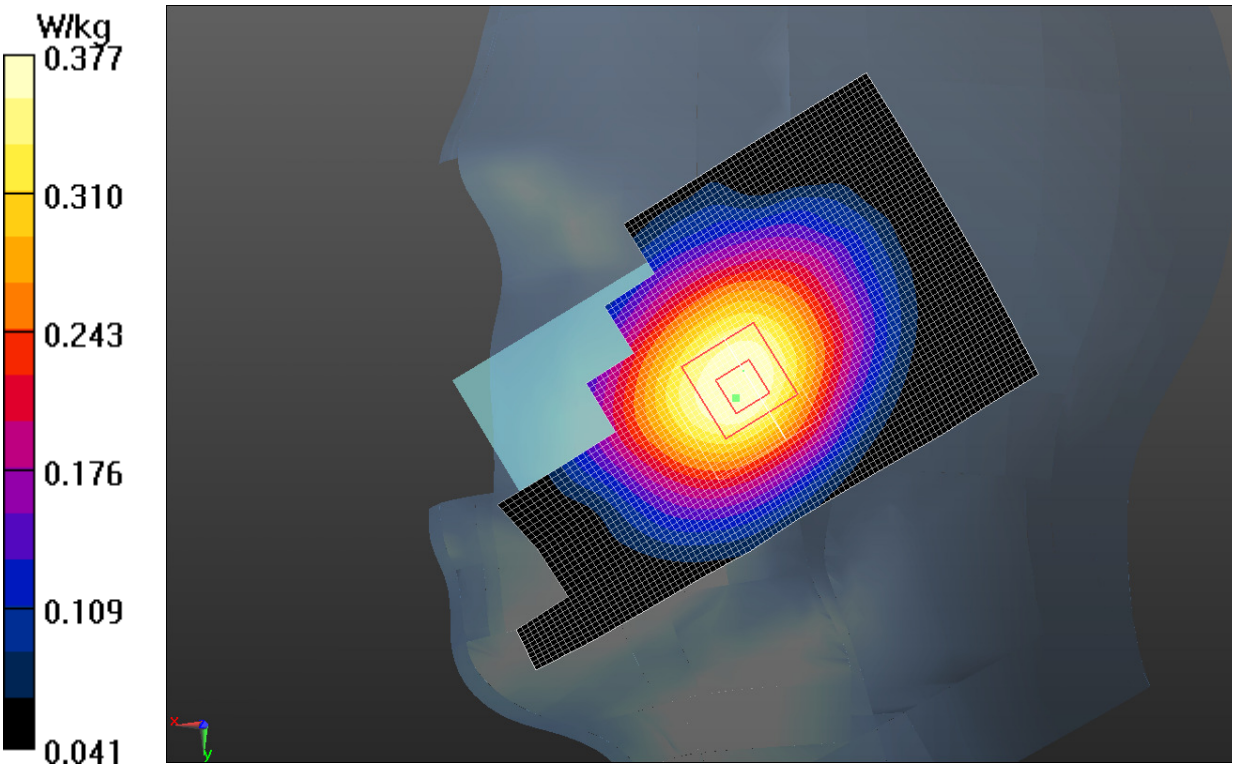

Fig.5 WCDMA 850 CH4183

©Copyright. All rights reserved by CTTL.

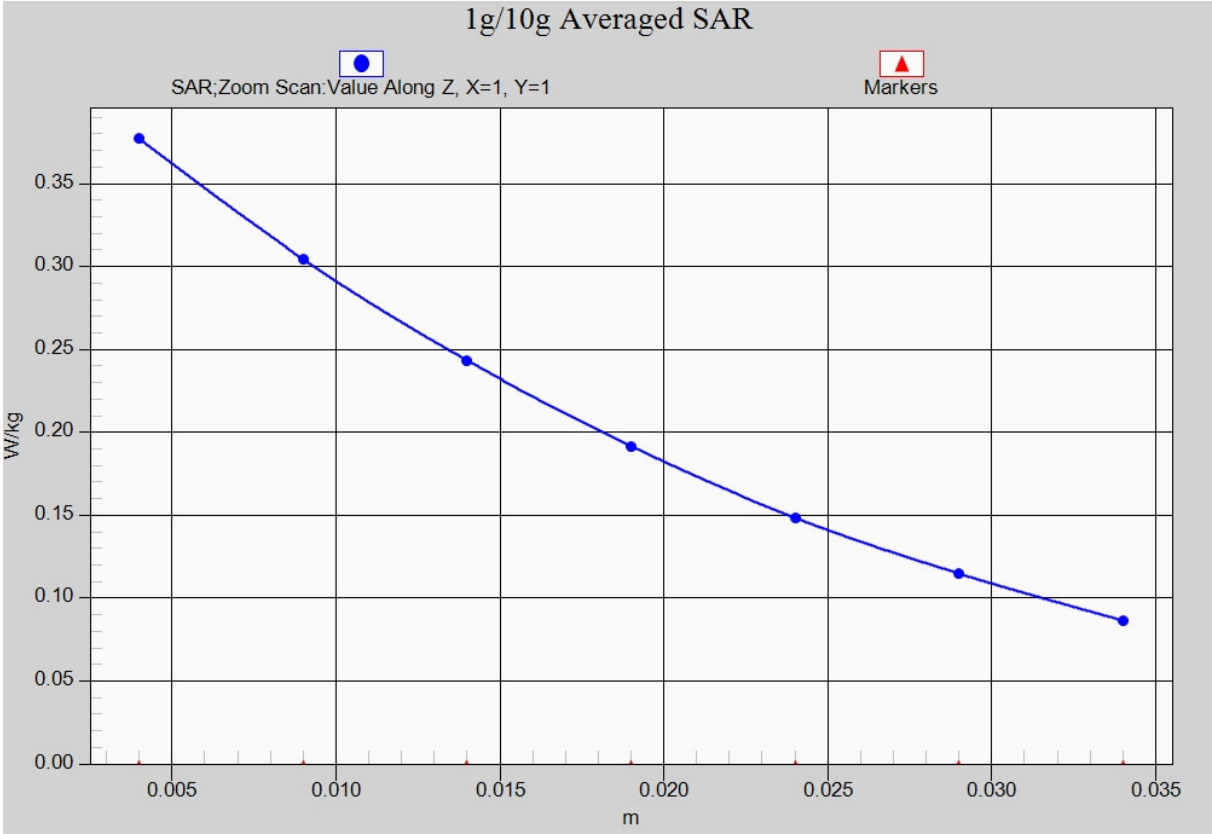

Fig. 5-1 Z-Scan at power reference point (WCDMA 850 CH4183)

©Copyright. All rights reserved by CTTL.

WCDMA 850 Body Rear Middle

Date/Time: 2015/11/9
Electronics: DAE4 Sn786
Medium: Body 850 MHz
Medium parameters used (interpolated): f = 836.6 MHz; σ = 0.973 S/m; ε_r = 52.595; ρ = 1000 kg/m^3
Ambient Temperature:22.0^{o}C Liquid Temperature:21.5^{o}C
Communication System: UID 0, WCDMA (0) Frequency: 836.6 MHz Duty Cycle: 1:1
Probe: EX3DV4 - SN3633 ConvF(9.29, 9.29, 9.29);

Rear side Mid/Area Scan (51x101x1): Interpolated grid: dx=1.500 mm, dy=1.500 mm
Maximum value of SAR (interpolated) = 0.500 W/kg

Rear side Mid/Zoom Scan (7x7x7)/Cube 0: Measurement grid: dx=5mm, dy=5mm, dz=5mm
Reference Value = 19.42 V/m; Power Drift = 0.08 dB
Peak SAR (extrapolated) = 0.605 W/kg
SAR(1 g) = 0.475 W/kg; SAR(10 g) = 0.352 W/kg
Maximum value of SAR (measured) = 0.500 W/kg

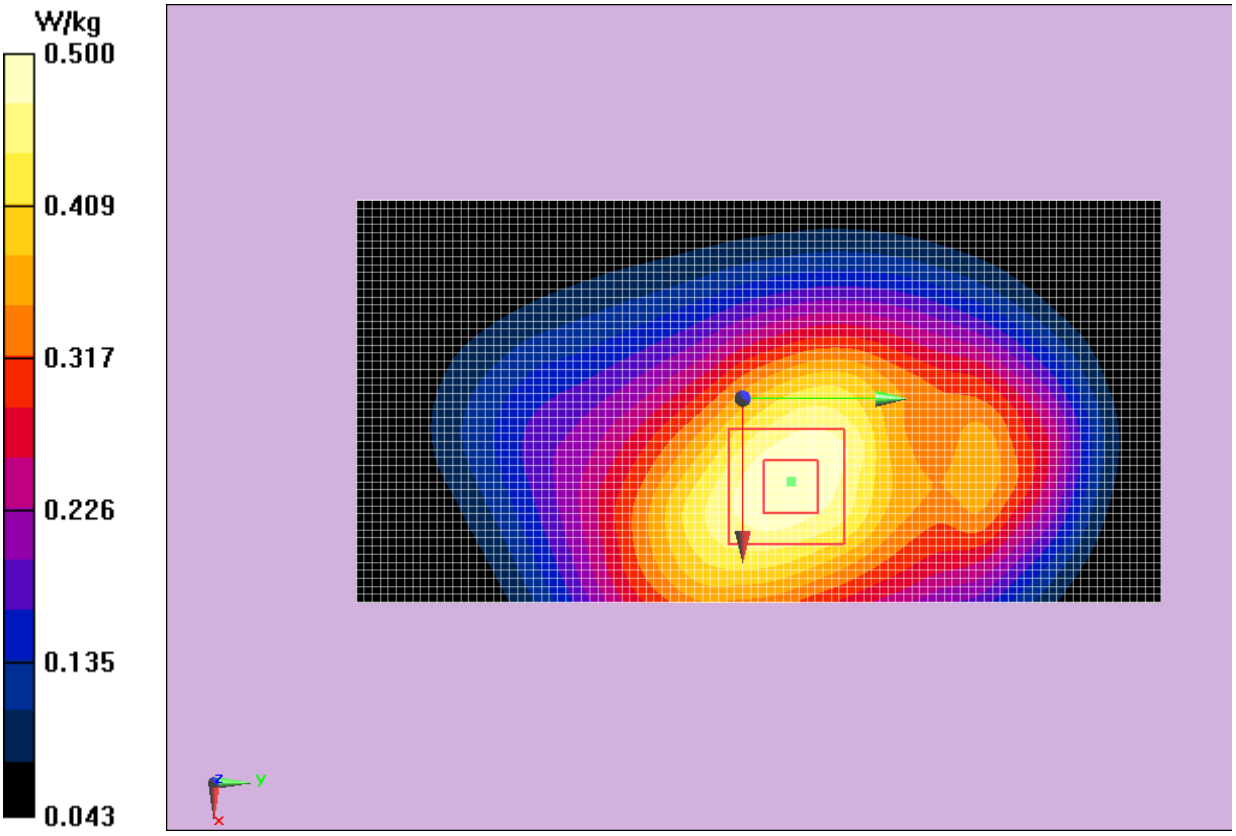

Fig.6 WCDMA 850 CH4183

©Copyright. All rights reserved by CTTL.

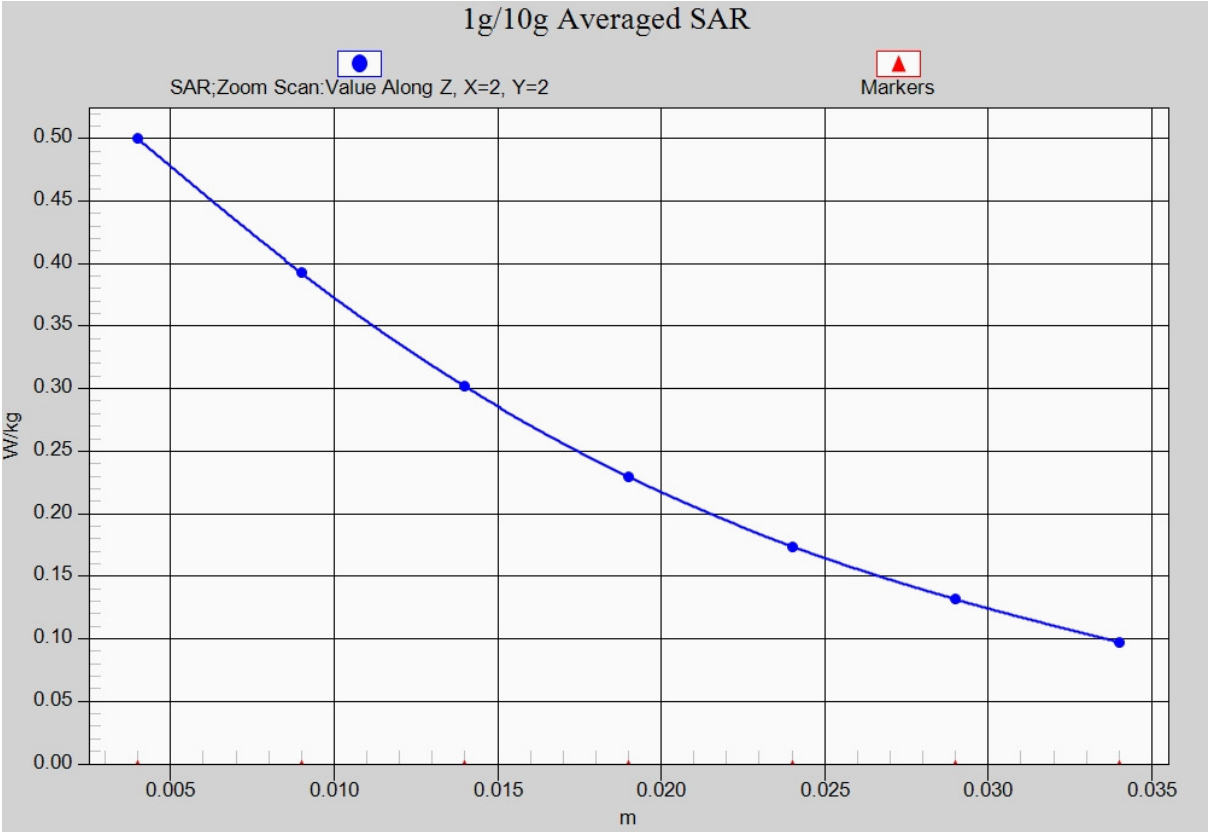

Fig. 6-1 Z-Scan at power reference point (WCDMA850 CH4183)

©Copyright. All rights reserved by CTTL.

WCDMA 1900 Right Cheek Middle

Date/Time: 2015-11-5
Electronics: DAE4 Sn786
Medium: 1900 Head
Medium parameters used: f = 1880 MHz; σ = 1.394 S/m; ε_r = 38.388; ρ = 1000 kg/m^3
Ambient Temperature:22.0^{o}C Liquid Temperature:21.5^{o}C
Communication System: WCDMA Frequency: 1880 MHz Duty Cycle: 1:1
Probe: EX3DV4 - SN3633 ConvF(7.55, 7.55, 7.55);

Right Cheek Middle/Area Scan (61x101x1): Interpolated grid: dx=1.500 mm, dy=1.500 mm
Maximum value of SAR (interpolated) = 0.680 W/kg

Right Cheek Middle/Zoom Scan (7x7x7)/Cube 0: Measurement grid: dx=5mm, dy=5mm, dz=5mm
Reference Value = 10.220 V/m; Power Drift = 0.10 dB
Peak SAR (extrapolated) = 0.927 W/kg
SAR(1 g) = 0.618 W/kg; SAR(10 g) = 0.377 W/kg
Maximum value of SAR (measured) = 0.673 W/kg

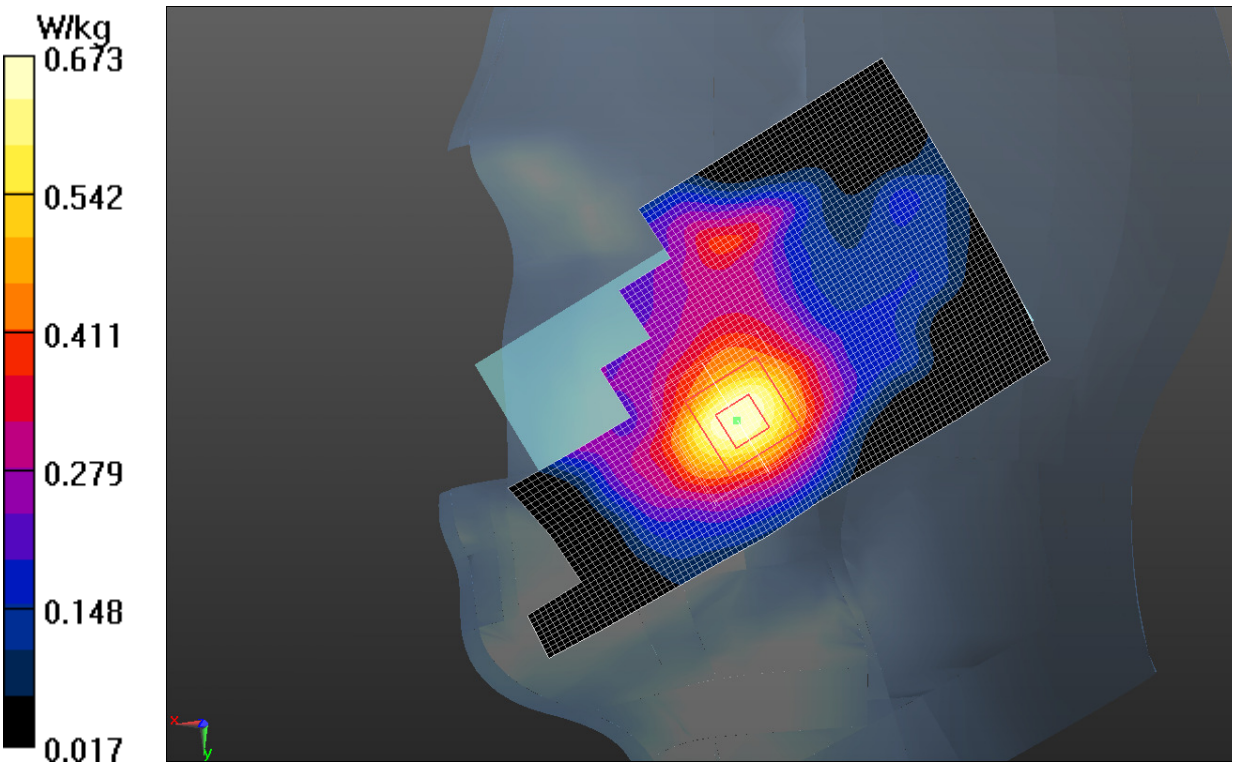

Fig.7 WCDMA1900 CH9400

©Copyright. All rights reserved by CTTL.

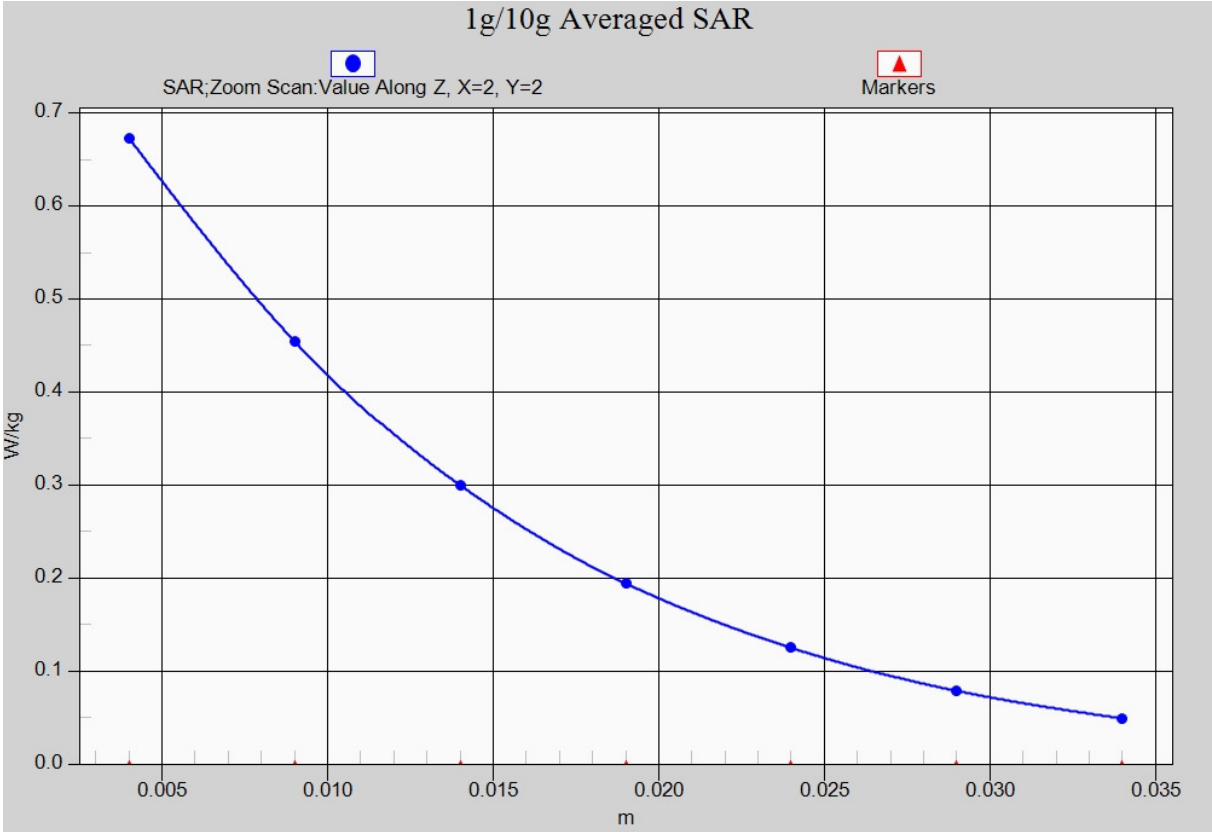

Fig. 7-1 Z-Scan at power reference point (WCDMA1900 CH9400)

©Copyright. All rights reserved by CTTL.

WCDMA 1900 Body Rear Low

Date/Time: 2015-11-8
Electronics: DAE4 Sn786
Medium: 1900 Body
Medium parameters used (interpolated): f = 1852.4 MHz; σ = 1.532 S/m; ε_r = 52.231; ρ = 1000 kg/m^3
Ambient Temperature:22.0^{o}C Liquid Temperature:21.5^{o}C
Communication System: WCDMA Frequency: 1852.4 MHz Duty Cycle: 1:1
Probe: EX3DV4 - SN3633 ConvF(7.18, 7.18, 7.18);

Rear side Low/Area Scan (61x101x1): Interpolated grid: dx=1.500 mm, dy=1.500 mm
Maximum value of SAR (interpolated) = 0.739 W/kg

Rear side Low/Zoom Scan (7x7x7)/Cube 0: Measurement grid: dx=5mm, dy=5mm, dz=5mm
Reference Value = 11.982 V/m; Power Drift = 0.07 dB
Peak SAR (extrapolated) = 1.07 W/kg
SAR(1 g) = 0.691 W/kg; SAR(10 g) = 0.437 W/kg
Maximum value of SAR (measured) = 0.744 W/kg

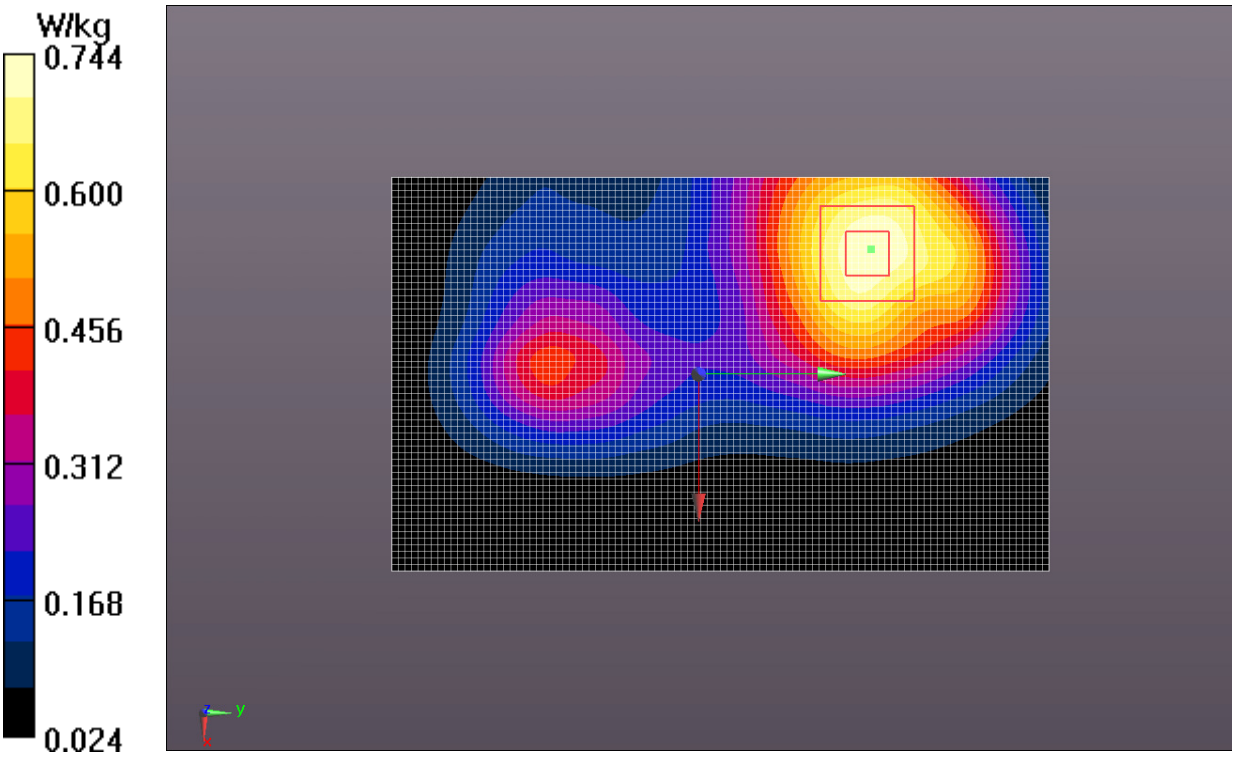

Fig.8 WCDMA1900 CH9262

©Copyright. All rights reserved by CTTL.

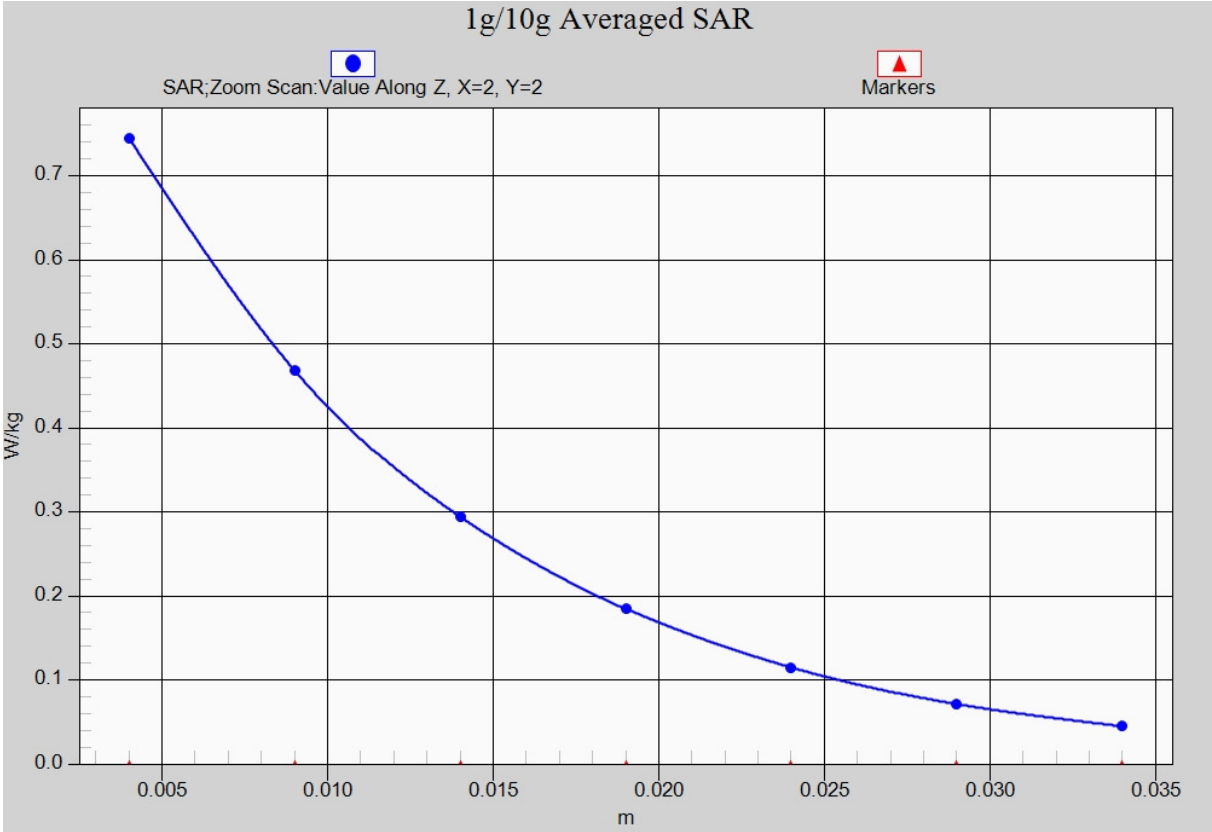

Fig. 8-1 Z-Scan at power reference point (WCDMA1900 CH9262)

*****END OF REPORT*****

©Copyright. All rights reserved by CTTL.