Appendix B. SAR Measurement Plots

Table of contents
GSM850 Head
GSM850 Body
GSM1900 Head
GSM1900 Body
UMTS Band V Head
UMTS Band V Body
UMTS Band II Head
UMTS Band II Body
CDMA BC 0 Head
CDMA BC 0 Body
CDMA BC 1 Head
CDMA BC 1 Body
CDMA BC 10 Head
CDMA BC 10 Body
LTE Band XXV Head
LTE Band XXV Body
LTE Band XXVI Head
LTE Band XXVI Body
LTE Band XLI Head
LTE Band XLI Body
WiFi 2450 MHz Head
WiFi 2450 MHz Body

Date: 2015-4-27

Test Laboratory: HUAWEI SAR/HAC Lab

Y538-A1 GSM850 251CH Right Hand touch cheek

DUT: Y538-A1; Type: Smart Phone; Serial: SAR2

Communication System: UID 0, HW-GSM\GPRS\EGPRS-1TS (0); Frequency: 848.8 MHz;Duty Cycle: 1:8.30042
Medium parameters used: f = 849 MHz; σ = 0.904 S/m; ε_r = 41.804; ρ = 1000 kg/m^3
Phantom section: Right Section

DASY Configuration:

- Probe: ES3DV3 - SN3168; ConvF(6.34, 6.34, 6.34); Calibrated: 2014-9-24;
- Sensor-Surface: 3mm (Mechanical Surface Detection), z = 2.0, 32.0
- Electronics: DAE4 Sn1236; Calibrated: 2014-11-13
- Phantom: SAM3; Type: SAM; Serial: TP-1597
- DASY52 52.8.8(1222); SEMCAD X 14.6.10(7331)

Configuration/Head/Area Scan (9x13x1): Measurement grid: dx=15mm, dy=15mm
Maximum value of SAR (measured) = 0.640 W/kg

Configuration/Head/Zoom Scan (5x5x7)/Cube 0: Measurement grid: dx=8mm, dy=8mm, dz=5mm
Reference Value = 8.373 V/m; Power Drift = -0.13 dB
Peak SAR (extrapolated) = 0.787 W/kg
SAR(1 g) = 0.606 W/kg; SAR(10 g) = 0.458 W/kg
Maximum value of SAR (measured) = 0.671 W/kg

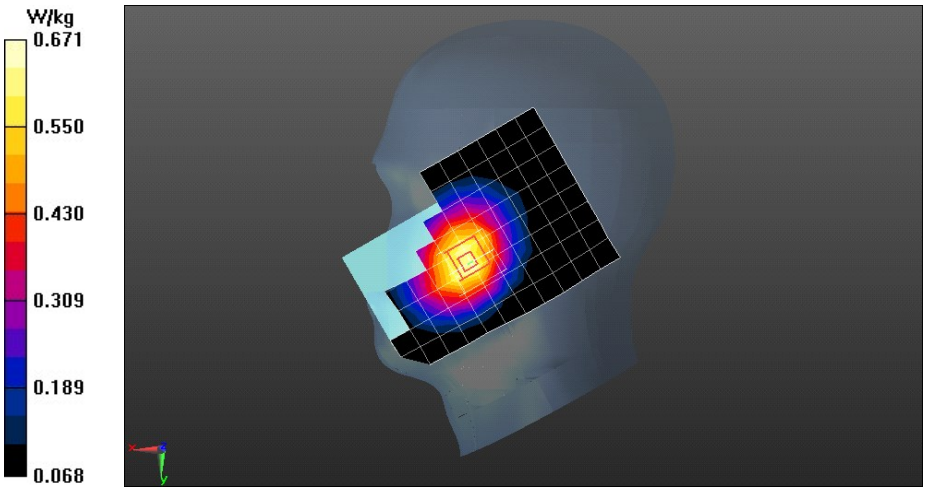

Date: 2015-4-26

Test Laboratory: HUAWEI SAR/HAC Lab

Y538-A1 GSM850 190CH Back Side 15mm

DUT: Y538-A1; Type: Smart Phone; Serial: SAR2

Communication System: UID 0, HW-GSM\GPRS\EGPRS-1TS (0); Frequency: 836.6 MHz;Duty Cycle: 1:8.30042
Medium parameters used: f = 837 MHz; σ = 0.948 S/m; ε_r = 55.064; ρ = 1000 kg/m^3
Phantom section: Flat Section

DASY Configuration:

- Probe: ES3DV3 - SN3168; ConvF(6.12, 6.12, 6.12); Calibrated: 2014-9-24;
- Sensor-Surface: 3mm (Mechanical Surface Detection), z = 2.0, 32.0
- Electronics: DAE4 Sn1236; Calibrated: 2014-11-13
- Phantom: SAM4; Type: SAM; Serial: TP-1620
- DASY52 52.8.8(1222); SEMCAD X 14.6.10(7331)

Configuration/Body/Area Scan (9x13x1): Measurement grid: dx=15mm, dy=15mm
Maximum value of SAR (measured) = 0.530 W/kg

Configuration/Body/Zoom Scan (5x5x7)/Cube 0: Measurement grid: dx=8mm, dy=8mm, dz=5mm
Reference Value = 23.26 V/m; Power Drift = -0.03 dB
Peak SAR (extrapolated) = 0.607 W/kg
SAR(1 g) = 0.487 W/kg; SAR(10 g) = 0.371 W/kg
Maximum value of SAR (measured) = 0.533 W/kg

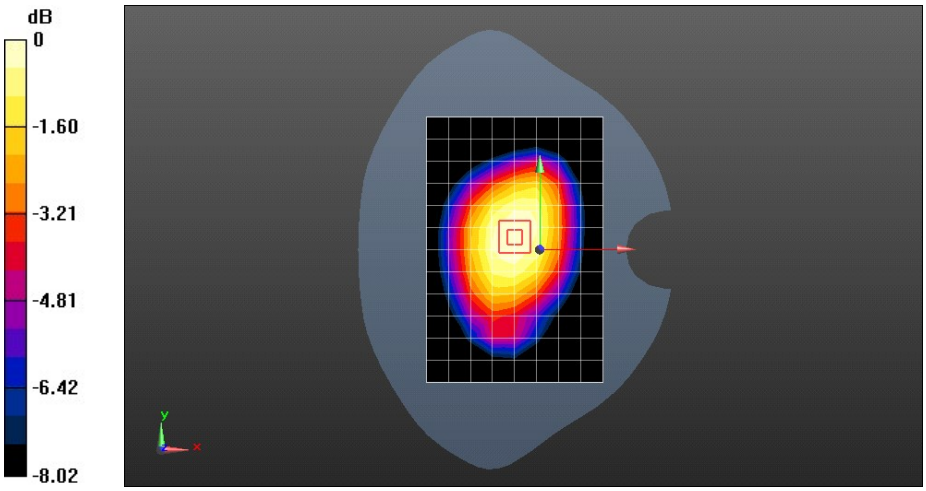

0 dB = 0.533 W/kg = -2.73 dBW/kg

Date: 2015-4-29

Test Laboratory: HUAWEI SAR/HAC Lab

Y538-A1 GPRS 2TS GSM850 190CH Right Side 10mm

DUT: Y538-A1; Type: Smart Phone; Serial: SAR2

Communication System: UID 0, HW-GSM\GPRS\EGPRS-2TS (0); Frequency: 836.6 MHz;Duty Cycle: 1:4.10015
Medium parameters used: f = 837 MHz; σ = 0.949 S/m; ε_r = 54.387; ρ = 1000 kg/m^3
Phantom section: Flat Section

DASY Configuration:

- Probe: ES3DV3 - SN3168; ConvF(6.12, 6.12, 6.12); Calibrated: 2014-9-24;
- Sensor-Surface: 3mm (Mechanical Surface Detection), z = 2.0, 32.0
- Electronics: DAE4 Sn1236; Calibrated: 2014-11-13
- Phantom: SAM3; Type: SAM; Serial: TP-1597
- DASY52 52.8.8(1222); SEMCAD X 14.6.10(7331)

Configuration/Body/Area Scan (6x13x1): Measurement grid: dx=15mm, dy=15mm
Maximum value of SAR (measured) = 0.435 W/kg

Configuration/Body/Zoom Scan (5x5x7)/Cube 0: Measurement grid: dx=8mm, dy=8mm, dz=5mm
Reference Value = 21.96 V/m; Power Drift = -0.05 dB
Peak SAR (extrapolated) = 0.578 W/kg
SAR(1 g) = 0.418 W/kg; SAR(10 g) = 0.291 W/kg
Maximum value of SAR (measured) = 0.479 W/kg

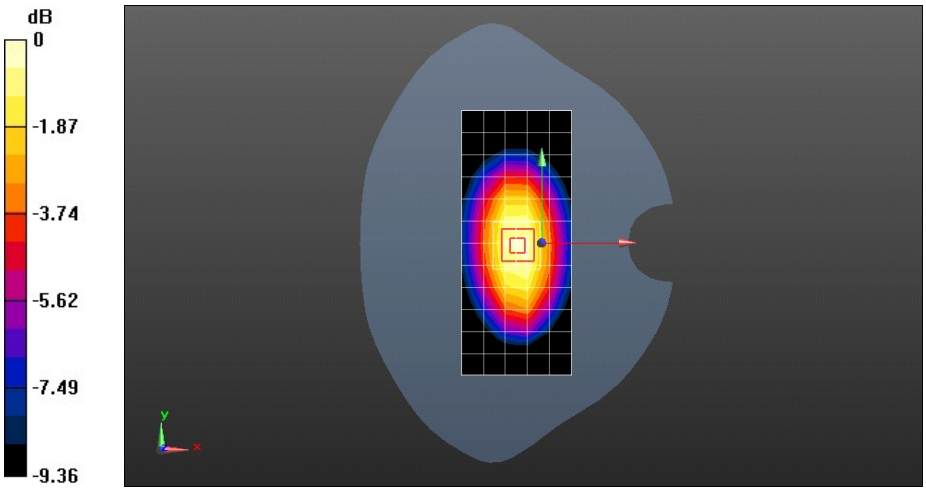

0 dB = 0.479 W/kg = -3.20 dBW/kg

Date: 2015-4-24

Test Laboratory: HUAWEI SAR/HAC Lab

Y538-A1 GSM1900 661CH Right Hand touch cheek

DUT: Y538-A1; Type: Smart Phone; Serial: SAR2

Communication System: UID 0, HW-GSM\GPRS\EGPRS-1TS (0); Frequency: 1880 MHz;Duty Cycle: 1:8.30042
Medium parameters used: f = 1880 MHz; σ = 1.388 S/m; ε_r = 39.922; ρ = 1000 kg/m^3
Phantom section: Right Section

DASY Configuration:

- Probe: ES3DV3 - SN3168; ConvF(5.09, 5.09, 5.09); Calibrated: 2014-9-24;
- Sensor-Surface: 3mm (Mechanical Surface Detection), Sensor-Surface: 4mm (Mechanical Surface Detection), z = 2.0, 32.0
- Electronics: DAE4 Sn1236; Calibrated: 2014-11-13
- Phantom: SAM3; Type: SAM; Serial: TP-1597
- DASY52 52.8.8(1222); SEMCAD X 14.6.10(7331)

Configuration/Head/Area Scan (9x13x1): Measurement grid: dx=15mm, dy=15mm
Maximum value of SAR (measured) = 0.392 W/kg

Configuration/Head/Zoom Scan (5x5x7)/Cube 0: Measurement grid: dx=8mm, dy=8mm, dz=5mm
Reference Value = 7.541 V/m; Power Drift = -0.00 dB
Peak SAR (extrapolated) = 0.543 W/kg
SAR(1 g) = 0.363 W/kg; SAR(10 g) = 0.228 W/kg
Maximum value of SAR (measured) = 0.390 W/kg

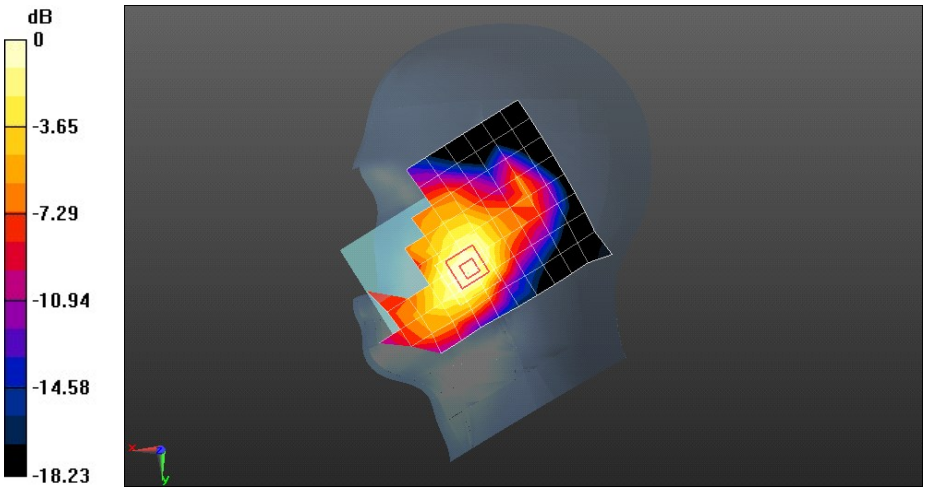

0 dB = 0.390 W/kg = -4.09 dBW/kg

Date: 2015-4-28

Test Laboratory: HUAWEI SAR/HAC Lab

Y538-A1 GSM1900 661CH Back side 15mm

DUT: Y538-A1; Type: Smart Phone; Serial: SAR2

Communication System: UID 0, HW-GSM\GPRS\EGPRS-1TS (0); Frequency: 1880 MHz;Duty Cycle: 1:8.30042
Medium parameters used: f = 1880 MHz; σ = 1.526 S/m; ε_r = 52.792; ρ = 1000 kg/m^3
Phantom section: Flat Section

DASY Configuration:

- Probe: ES3DV3 - SN3168; ConvF(4.72, 4.72, 4.72); Calibrated: 2014-9-24;
- Sensor-Surface: 3mm (Mechanical Surface Detection), z = 2.0, 32.0
- Electronics: DAE4 Sn1236; Calibrated: 2014-11-13
- Phantom: SAM4; Type: SAM; Serial: TP-1620
- DASY52 52.8.8(1222); SEMCAD X 14.6.10(7331)

Configuration/Body/Area Scan (9x13x1): Measurement grid: dx=15mm, dy=15mm
Maximum value of SAR (measured) = 0.443 W/kg

Configuration/Body/Zoom Scan (6x5x7)/Cube 0: Measurement grid: dx=8mm, dy=8mm, dz=5mm
Reference Value = 5.665 V/m; Power Drift = 0.02 dB
Peak SAR (extrapolated) = 0.615 W/kg
SAR(1 g) = 0.374 W/kg; SAR(10 g) = 0.216 W/kg
Maximum value of SAR (measured) = 0.458 W/kg

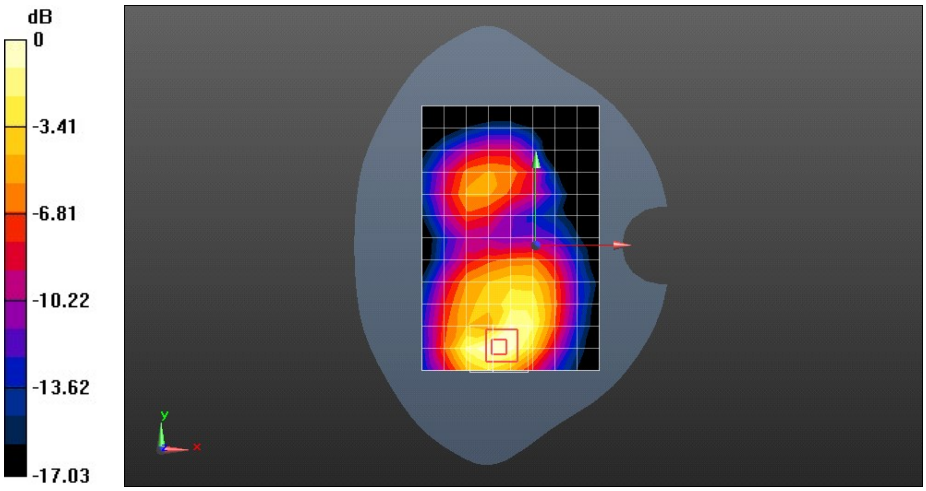

0 dB = 0.458 W/kg = -3.39 dBW/kg

Date: 2015-4-30

Test Laboratory: HUAWEI SAR/HAC Lab

Y538-A1 GPRS 2TS GSM1900 661CH Back side 10mm

DUT: Y538-A1; Type: Smart Phone; Serial: SAR2

Communication System: UID 0, HW-GSM\GPRS\EGPRS-2TS (0); Frequency: 1880 MHz;Duty Cycle: 1:4.10015
Medium parameters used: f = 1880 MHz; σ = 1.526 S/m; ε_r = 52.792; ρ = 1000 kg/m^3
Phantom section: Flat Section

DASY Configuration:

- Probe: ES3DV3 - SN3168; ConvF(4.72, 4.72, 4.72); Calibrated: 2014-9-24;
- Sensor-Surface: 3mm (Mechanical Surface Detection), z = 2.0, 32.0
- Electronics: DAE4 Sn1236; Calibrated: 2014-11-13
- Phantom: SAM4; Type: SAM; Serial: TP-1620
- DASY52 52.8.8(1222); SEMCAD X 14.6.10(7331)

Configuration/Body/Area Scan (9x13x1): Measurement grid: dx=15mm, dy=15mm
Maximum value of SAR (measured) = 0.700 W/kg

Configuration/Body/Zoom Scan (5x5x7)/Cube 0: Measurement grid: dx=8mm, dy=8mm, dz=5mm
Reference Value = 8.425 V/m; Power Drift = -0.07 dB
Peak SAR (extrapolated) = 0.981 W/kg
SAR(1 g) = 0.556 W/kg; SAR(10 g) = 0.303 W/kg
Maximum value of SAR (measured) = 0.676 W/kg

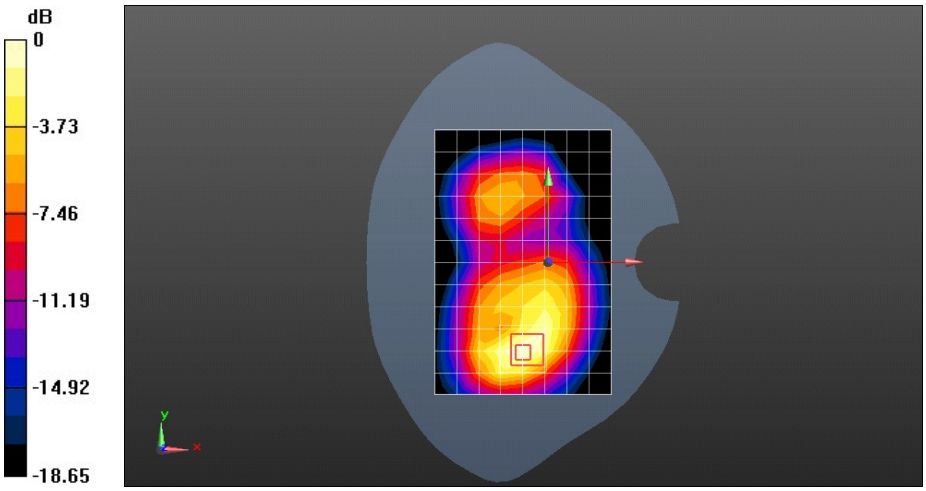

0 dB = 0.676 W/kg = -1.70 dBW/kg

Test Laboratory: HUAWEI SAR/HAC Lab

Y538-A1 UMTS Band V 4233CH Right Hand touch cheek

DUT: Y538-A1; Type: Smart Phone; Serial: SAR2

Communication System: UID 0, HW-UMTS-FDD(WCDMA) (0); Frequency: 846.6 MHz;Duty Cycle: 1:1
Medium parameters used: f = 847 MHz; σ = 0.899 S/m; ε_r = 41.794; ρ = 1000 kg/m^3
Phantom section: Right Section

DASY Configuration:

- Probe: ES3DV3 - SN3168; ConvF(6.34, 6.34, 6.34); Calibrated: 2014-9-24;
- Sensor-Surface: 4mm (Mechanical Surface Detection), z = 2.0, 32.0
- Electronics: DAE4 Sn1236; Calibrated: 2014-11-13
- Phantom: SAM3; Type: SAM; Serial: TP-1597
- DASY52 52.8.8(1222); SEMCAD X 14.6.10(7331)

Configuration/Head/Area Scan (9x13x1): Measurement grid: dx=15mm, dy=15mm
Maximum value of SAR (measured) = 0.637 W/kg

Configuration/Head/Zoom Scan (5x5x7)/Cube 0: Measurement grid: dx=8mm, dy=8mm, dz=5mm
Reference Value = 9.395 V/m; Power Drift = 0.06 dB
Peak SAR (extrapolated) = 0.805 W/kg
SAR(1 g) = 0.618 W/kg; SAR(10 g) = 0.464 W/kg
Maximum value of SAR (measured) = 0.652 W/kg

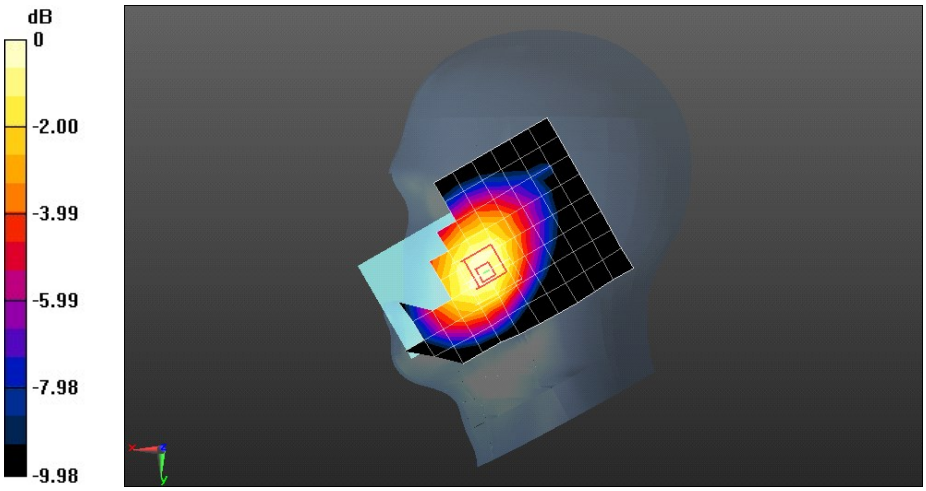

0 dB = 0.652 W/kg = -1.86 dBW/kg

Date: 2015-4-26

Test Laboratory: HUAWEI SAR/HAC Lab

Y538-A1 UMTS Band V 4182CH Back Side 15mm

DUT: Y538-A1; Type: Smart Phone; Serial: SAR2

Communication System: UID 0, HW-UMTS-FDD(WCDMA) (0); Frequency: 836.4 MHz;Duty Cycle: 1:1
Medium parameters used (interpolated): f = 836.4 MHz; σ = 0.947 S/m; ε_r = 55.071; ρ = 1000 kg/m^3
Phantom section: Flat Section

DASY Configuration:

- Probe: ES3DV3 - SN3168; ConvF(6.12, 6.12, 6.12); Calibrated: 2014-9-24;
- Sensor-Surface: 4mm (Mechanical Surface Detection), z = 2.0, 32.0
- Electronics: DAE4 Sn1236; Calibrated: 2014-11-13
- Phantom: SAM4; Type: SAM; Serial: TP-1620
- DASY52 52.8.8(1222); SEMCAD X 14.6.10(7331)

Configuration/Head/Area Scan (9x13x1): Measurement grid: dx=15mm, dy=15mm

Info: Interpolated medium parameters used for SAR evaluation.
Maximum value of SAR (measured) = 0.597 W/kg

Configuration/Head/Zoom Scan (5x5x7)/Cube 0: Measurement grid: dx=8mm, dy=8mm, dz=5mm
Reference Value = 24.63 V/m; Power Drift = 0.11 dB
Peak SAR (extrapolated) = 0.703 W/kg
SAR(1 g) = 0.569 W/kg; SAR(10 g) = 0.435 W/kg

Info: Interpolated medium parameters used for SAR evaluation.
Maximum value of SAR (measured) = 0.598 W/kg

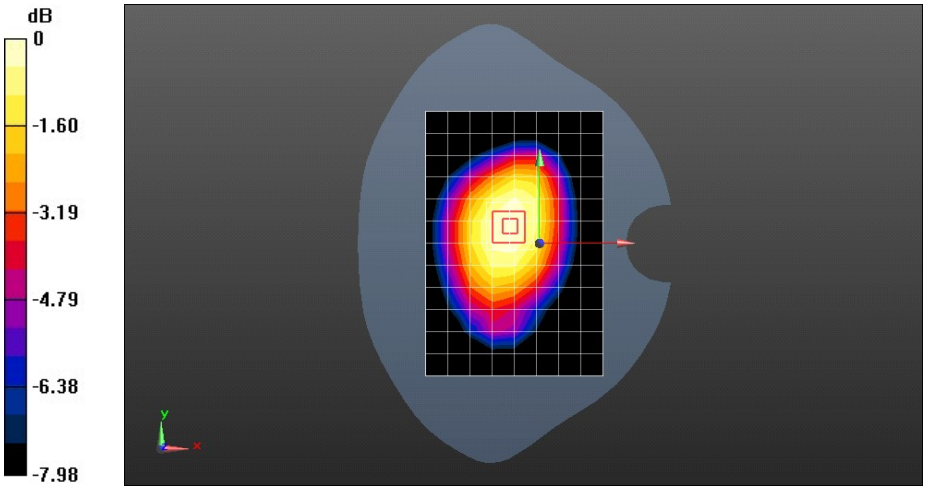

0 dB = 0.598 W/kg = -2.23 dBW/kg

Date: 2015-4-29

Test Laboratory: HUAWEI SAR/HAC Lab

Y538-A1 UMTS Band V 4182CH Front Side 10mm

DUT: Y538-A1; Type: Smart Phone; Serial: SAR2

Communication System: UID 0, HW-UMTS-FDD(WCDMA) (0); Frequency: 836.4 MHz;Duty Cycle: 1:1
Medium parameters used (interpolated): f = 836.4 MHz; σ = 0.948 S/m; ε_r = 54.393; ρ = 1000 kg/m^3
Phantom section: Flat Section

DASY Configuration:

- Probe: ES3DV3 - SN3168; ConvF(6.12, 6.12, 6.12); Calibrated: 2014-9-24;
- Sensor-Surface: 4mm (Mechanical Surface Detection), z = 2.0, 32.0
- Electronics: DAE4 Sn1236; Calibrated: 2014-11-13
- Phantom: SAM3; Type: SAM; Serial: TP-1597
- DASY52 52.8.8(1222); SEMCAD X 14.6.10(7331)

Configuration/Body/Area Scan (9x13x1): Measurement grid: dx=15mm, dy=15mm

Info: Interpolated medium parameters used for SAR evaluation.
Maximum value of SAR (measured) = 0.360 W/kg

Configuration/Body/Zoom Scan (6x5x7)/Cube 0: Measurement grid: dx=8mm, dy=8mm, dz=5mm
Reference Value = 19.92 V/m; Power Drift = -0.01 dB
Peak SAR (extrapolated) = 0.423 W/kg
SAR(1 g) = 0.352 W/kg; SAR(10 g) = 0.274 W/kg

Info: Interpolated medium parameters used for SAR evaluation.
Maximum value of SAR (measured) = 0.367 W/kg

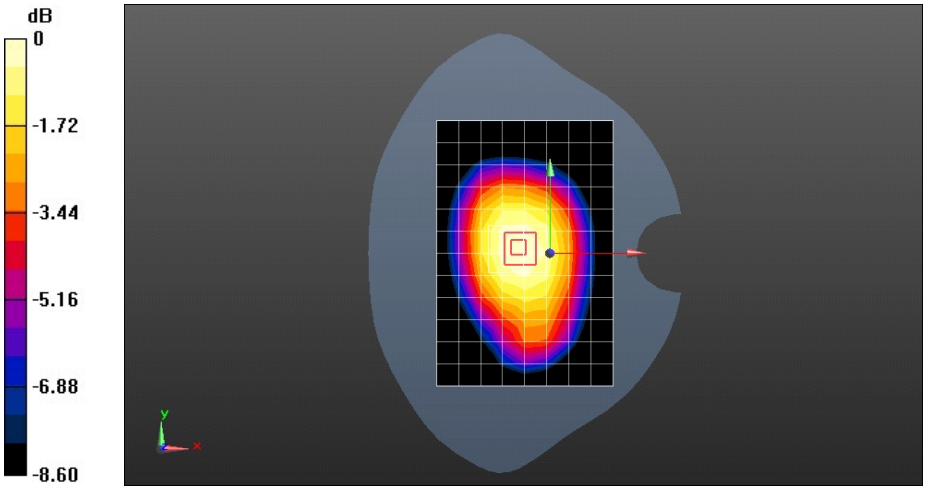

0 dB = 0.367 W/kg = -4.35 dBW/kg

Date: 2015-4-25

Test Laboratory: HUAWEI SAR/HAC Lab

Y538-A1 UMTS Band II 9400CH Right hand touch cheek-repeated

DUT: Y538-A1; Type: Smart Phone; Serial: SAR2

Communication System: UID 0, HW-UMTS-FDD(WCDMA) (0); Frequency: 1880 MHz;Duty Cycle: 1:1
Medium parameters used: f = 1880 MHz; σ = 1.388 S/m; ε_r = 39.922; ρ = 1000 kg/m^3
Phantom section: Right Section

DASY Configuration:

- Probe: ES3DV3 - SN3168; ConvF(5.09, 5.09, 5.09); Calibrated: 2014-9-24;
- Sensor-Surface: 3mm (Mechanical Surface Detection), z = 2.0, 32.0
- Electronics: DAE4 Sn1236; Calibrated: 2014-11-13
- Phantom: SAM3; Type: SAM; Serial: TP-1597
- DASY52 52.8.8(1222); SEMCAD X 14.6.10(7331)

Configuration/Head/Area Scan (9x13x1): Measurement grid: dx=15mm, dy=15mm
Maximum value of SAR (measured) = 0.945 W/kg

Configuration/Head/Zoom Scan (5x5x7)/Cube 0: Measurement grid: dx=8mm, dy=8mm, dz=5mm
Reference Value = 10.81 V/m; Power Drift = 0.03 dB
Peak SAR (extrapolated) = 1.32 W/kg
SAR(1 g) = 0.871 W/kg; SAR(10 g) = 0.536 W/kg
Maximum value of SAR (measured) = 1.03 W/kg

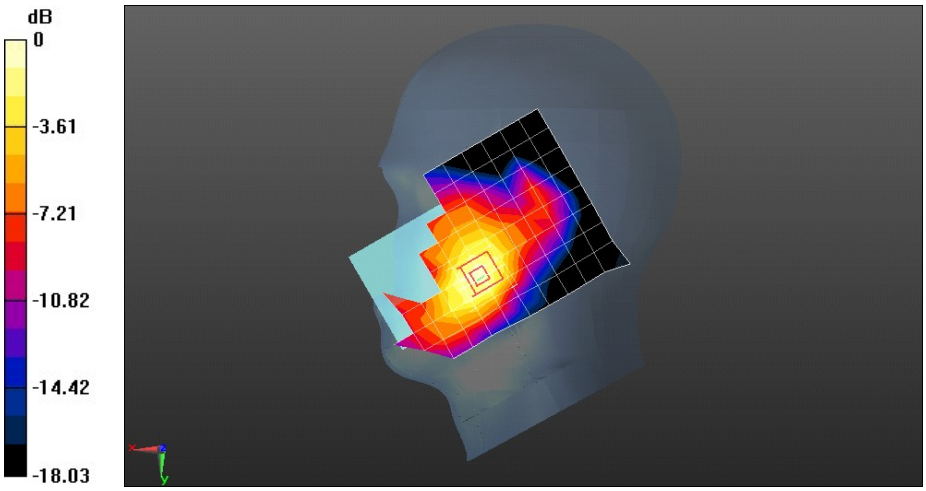

0 dB = 1.03 W/kg = 0.13 dBW/kg

Date: 2015-4-28

Test Laboratory: HUAWEI SAR/HAC Lab

Y538-A1 UMTS Band II 9538CH Back Side 15mm

DUT: Y538-A1; Type: Smart Phone; Serial: SAR2

Communication System: UID 0, HW-UMTS-FDD(WCDMA) (0); Frequency: 1907.6 MHz;Duty Cycle: 1:1
Medium parameters used: f = 1908 MHz; σ = 1.598 S/m; ε_r = 53.068; ρ = 1000 kg/m^3
Phantom section: Flat Section

DASY Configuration:

- Probe: ES3DV3 - SN3168; ConvF(4.72, 4.72, 4.72); Calibrated: 2014-9-24;
- Sensor-Surface: 3mm (Mechanical Surface Detection), z = 2.0, 32.0
- Electronics: DAE4 Sn1236; Calibrated: 2014-11-13
- Phantom: SAM4; Type: SAM; Serial: TP-1620
- DASY52 52.8.8(1222); SEMCAD X 14.6.10(7331)

Configuration/Body/Area Scan (9x13x1): Measurement grid: dx=15mm, dy=15mm
Maximum value of SAR (measured) = 1.02 W/kg

Configuration/Body/Zoom Scan (5x5x7)/Cube 0: Measurement grid: dx=8mm, dy=8mm, dz=5mm
Reference Value = 10.53 V/m; Power Drift = -0.09 dB
Peak SAR (extrapolated) = 1.43 W/kg
SAR(1 g) = 0.869 W/kg; SAR(10 g) = 0.505 W/kg
Maximum value of SAR (measured) = 1.03 W/kg

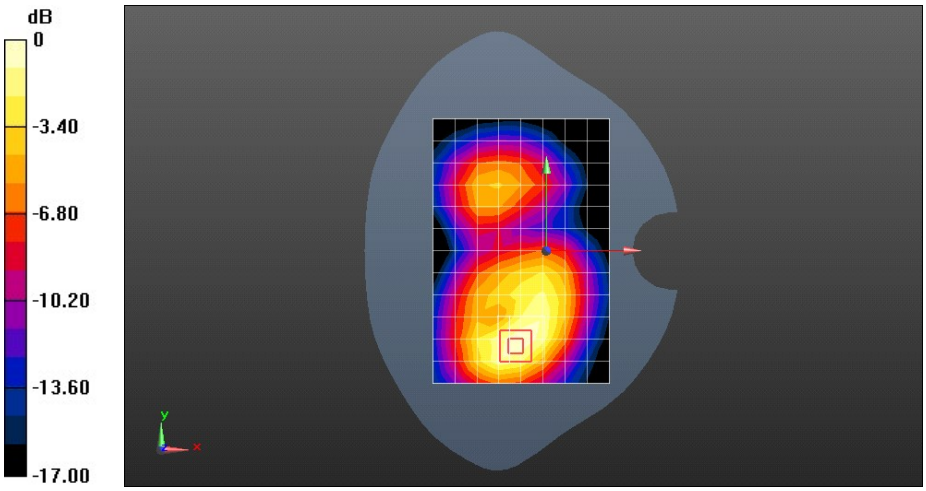

0 dB = 1.03 W/kg = 0.13 dBW/kg

Date: 2015-4-29

Test Laboratory: HUAWEI SAR/HAC Lab

Y538-A1 UMTS Band II 9400CH Bottom Side 10mm

DUT: Y538-A1; Type: Smart Phone; Serial: SAR2

Communication System: UID 0, HW-UMTS-FDD(WCDMA) (0); Frequency: 1880 MHz;Duty Cycle: 1:1
Medium parameters used: f = 1880 MHz; σ = 1.526 S/m; ε_r = 52.792; ρ = 1000 kg/m^3
Phantom section: Flat Section

DASY Configuration:

- Probe: ES3DV3 - SN3168; ConvF(4.72, 4.72, 4.72); Calibrated: 2014-9-24;
- Sensor-Surface: 3mm (Mechanical Surface Detection), z = 2.0, 32.0
- Electronics: DAE4 Sn1236; Calibrated: 2014-11-13
- Phantom: SAM4; Type: SAM; Serial: TP-1620
- DASY52 52.8.8(1222); SEMCAD X 14.6.10(7331)

Configuration/Body/Area Scan (6x13x1): Measurement grid: dx=15mm, dy=15mm
Maximum value of SAR (measured) = 0.545 W/kg

Configuration/Body/Zoom Scan (5x5x7)/Cube 0: Measurement grid: dx=8mm, dy=8mm, dz=5mm
Reference Value = 12.69 V/m; Power Drift = 0.18 dB
Peak SAR (extrapolated) = 0.941 W/kg
SAR(1 g) = 0.529 W/kg; SAR(10 g) = 0.274 W/kg
Maximum value of SAR (measured) = 0.673 W/kg

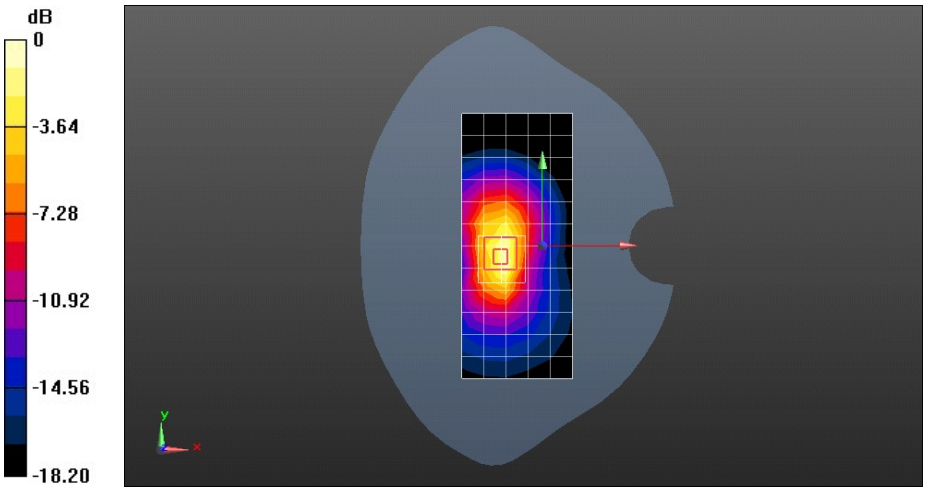

0 dB = 0.673 W/kg = -1.72 dBW/kg

Date: 2015-4-27

Test Laboratory: HUAWEI SAR/HAC Lab

Y538-A1CDMA BC0 777CH Right Hand touch cheek

DUT: Y538-A1; Type: Smart Phone; Serial: SAR2

Communication System: UID 0, CDMA2000 (0); Frequency: 848.31 MHz;Duty Cycle: 1:1
Medium parameters used (interpolated): f = 848.31 MHz; σ = 0.902 S/m; ε_r = 41.793; ρ = 1000 kg/m^3
Phantom section: Right Section

DASY Configuration:

- Probe: ES3DV3 - SN3168; ConvF(6.34, 6.34, 6.34); Calibrated: 2014-9-24;
- Sensor-Surface: 3mm (Mechanical Surface Detection), z = 2.0, 32.0
- Electronics: DAE4 Sn1236; Calibrated: 2014-11-13
- Phantom: SAM3; Type: SAM; Serial: TP-1597
- DASY52 52.8.8(1222); SEMCAD X 14.6.10(7331)

Configuration/Head/Area Scan (9x13x1): Measurement grid: dx=15mm, dy=15mm

Info: Interpolated medium parameters used for SAR evaluation.
Maximum value of SAR (measured) = 0.677 W/kg

Configuration/Head/Zoom Scan (5x5x7)/Cube 0: Measurement grid: dx=8mm, dy=8mm, dz=5mm
Reference Value = 8.187 V/m; Power Drift = 0.10 dB
Peak SAR (extrapolated) = 0.821 W/kg
SAR(1 g) = 0.642 W/kg; SAR(10 g) = 0.489 W/kg

Info: Interpolated medium parameters used for SAR evaluation.
Maximum value of SAR (measured) = 0.705 W/kg



0 dB = 0.705 W/kg = -1.52 dBW/kg

Date: 2015-4-28

Test Laboratory: HUAWEI SAR/HAC Lab

Y538-A1 CDMA BC0 384CH Back Side 15mm

DUT: Y538-A1; Type: Smart Phone; Serial: SAR2

Communication System: UID 0, CDMA2000 (0); Frequency: 836.52 MHz;Duty Cycle: 1:1
Medium parameters used: f = 837 MHz; σ = 0.948 S/m; ε_r = 55.064; ρ = 1000 kg/m^3
Phantom section: Flat Section

DASY Configuration:

- Probe: ES3DV3 - SN3168; ConvF(6.12, 6.12, 6.12); Calibrated: 2014-9-24;
- Sensor-Surface: 3mm (Mechanical Surface Detection), z = 2.0, 32.0
- Electronics: DAE4 Sn1236; Calibrated: 2014-11-13
- Phantom: SAM3; Type: SAM; Serial: TP-1597
- DASY52 52.8.8(1222); SEMCAD X 14.6.10(7331)

Configuration/Body/Area Scan (9x13x1): Measurement grid: dx=15mm, dy=15mm
Maximum value of SAR (measured) = 0.678 W/kg

Configuration/Body/Zoom Scan (5x5x7)/Cube 0: Measurement grid: dx=8mm, dy=8mm, dz=5mm
Reference Value = 26.37 V/m; Power Drift = 0.03 dB
Peak SAR (extrapolated) = 0.789 W/kg
SAR(1 g) = 0.635 W/kg; SAR(10 g) = 0.484 W/kg
Maximum value of SAR (measured) = 0.692 W/kg

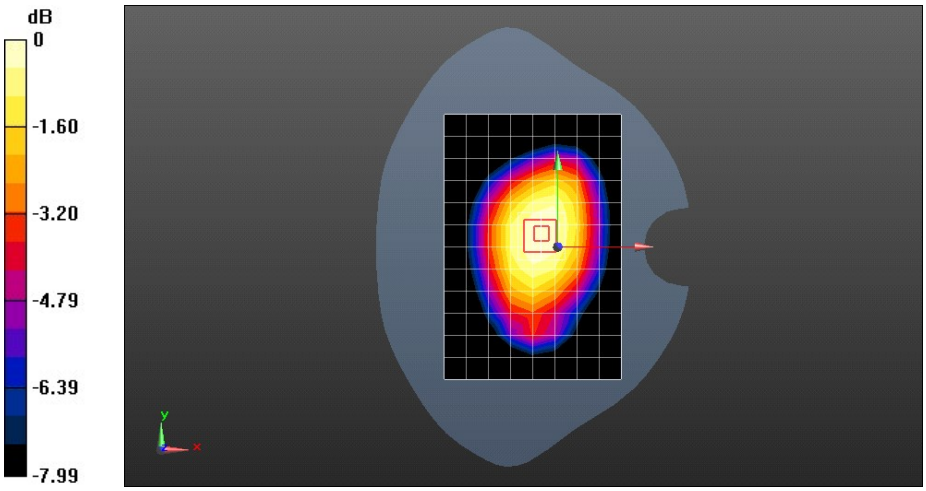

0 dB = 0.692 W/kg = -1.60 dBW/kg

Date: 2015-5-14

Test Laboratory: HUAWEI SAR/HAC Lab

Y538-A1 CDMA BC0 384CH Right Side 10mm

DUT: Y538-A1; Type: Smart Phone; Serial: SAR2

Communication System: UID 0, CDMA2000 (0); Frequency: 836.52 MHz;Duty Cycle: 1:1
Medium parameters used: f = 837 MHz; σ = 0.946 S/m; ε_r = 54.165; ρ = 1000 kg/m^3
Phantom section: Flat Section

DASY Configuration:

- Probe: ES3DV3 - SN3168; ConvF(6.12, 6.12, 6.12); Calibrated: 2014-9-24;
- Sensor-Surface: 3mm (Mechanical Surface Detection), z = 2.0, 32.0
- Electronics: DAE4 Sn1236; Calibrated: 2014-11-13
- Phantom: SAM4; Type: SAM; Serial: TP-1620
- DASY52 52.8.8(1222); SEMCAD X 14.6.10(7331)

Configuration/Body/Area Scan (5x13x1): Measurement grid: dx=15mm, dy=15mm
Maximum value of SAR (measured) = 0.455 W/kg

Configuration/Body/Zoom Scan (5x5x7)/Cube 0: Measurement grid: dx=8mm, dy=8mm, dz=5mm
Reference Value = 21.00 V/m; Power Drift = 0.09 dB
Peak SAR (extrapolated) = 0.615 W/kg
SAR(1 g) = 0.437 W/kg; SAR(10 g) = 0.303 W/kg
Maximum value of SAR (measured) = 0.505 W/kg

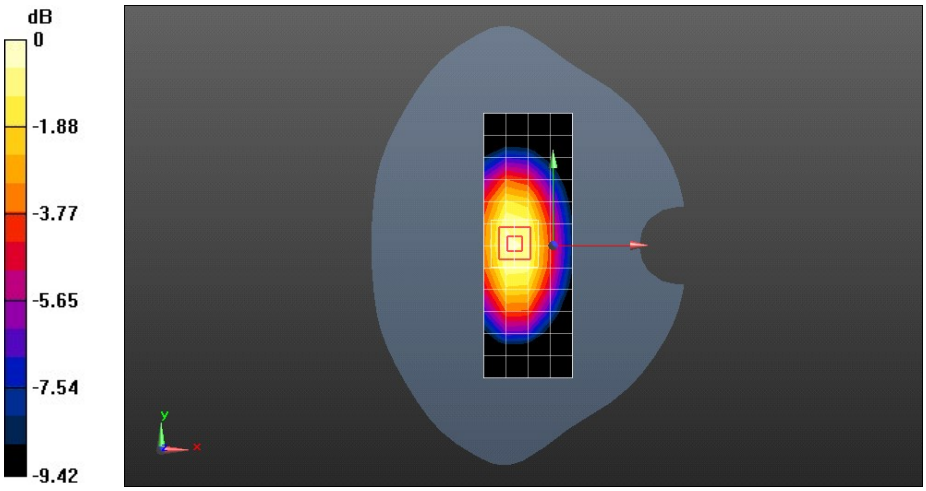

0 dB = 0.505 W/kg = -2.97 dBW/kg

Date: 2015-4-26

Test Laboratory: HUAWEI SAR/HAC Lab

Y538-A1 CDMA BC1 600CH Right hand touch cheek

DUT: Y538-A1; Type: Smart Phone; Serial: SAR2

Communication System: UID 0, CDMA2000 (0); Frequency: 1880 MHz;Duty Cycle: 1:1
Medium parameters used: f = 1880 MHz; σ = 1.388 S/m; ε_r = 39.922; ρ = 1000 kg/m^3
Phantom section: Right Section

DASY Configuration:

- Probe: ES3DV3 - SN3168; ConvF(5.09, 5.09, 5.09); Calibrated: 2014-9-24;
- Sensor-Surface: 3mm (Mechanical Surface Detection), z = 2.0, 32.0
- Electronics: DAE4 Sn1236; Calibrated: 2014-11-13
- Phantom: SAM3; Type: SAM; Serial: TP-1597
- DASY52 52.8.8(1222); SEMCAD X 14.6.10(7331)

Configuration/Head/Area Scan (9x13x1): Measurement grid: dx=15mm, dy=15mm
Maximum value of SAR (measured) = 1.10 W/kg

Configuration/Head/Zoom Scan (5x5x7)/Cube 0: Measurement grid: dx=8mm, dy=8mm, dz=5mm
Reference Value = 11.81 V/m; Power Drift = -0.06 dB
Peak SAR (extrapolated) = 1.68 W/kg
SAR(1 g) = 0.982 W/kg; SAR(10 g) = 0.572 W/kg
Maximum value of SAR (measured) = 1.20 W/kg

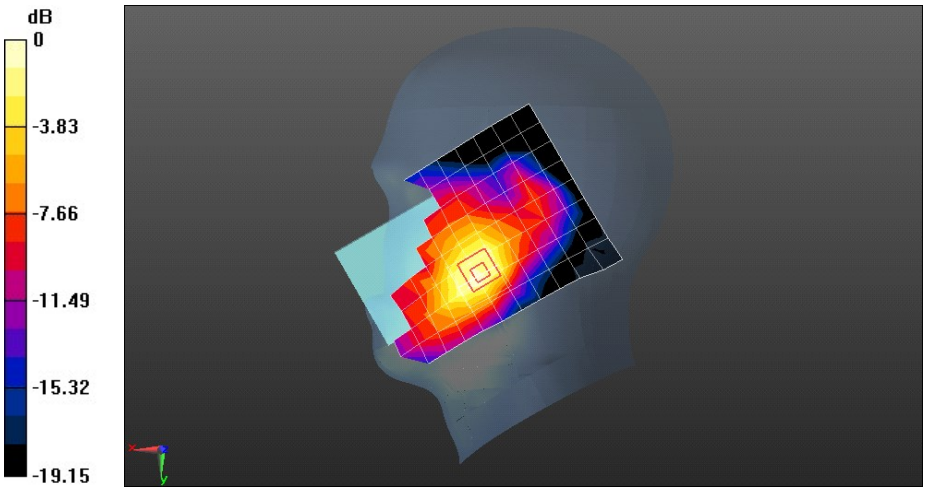

0 dB = 1.20 W/kg = 0.79 dBW/kg

Date: 2015-4-27

Test Laboratory: HUAWEI SAR/HAC Lab

Y538-A1 CDMA BC1 1175CH Back Side 15mm-repeated

DUT: Y538-A1; Type: Smart Phone; Serial: SAR2

Communication System: UID 0, CDMA2000 (0); Frequency: 1908.75 MHz;Duty Cycle: 1:1
Medium parameters used: f = 1909 MHz; σ = 1.593 S/m; ε_r = 53.06; ρ = 1000 kg/m^3
Phantom section: Flat Section

DASY Configuration:

- Probe: ES3DV3 - SN3168; ConvF(4.72, 4.72, 4.72); Calibrated: 2014-9-24;
- Sensor-Surface: 3mm (Mechanical Surface Detection), z = 2.0, 32.0
- Electronics: DAE4 Sn1236; Calibrated: 2014-11-13
- Phantom: SAM4; Type: SAM; Serial: TP-1620
- DASY52 52.8.8(1222); SEMCAD X 14.6.10(7331)

Configuration/Body/Area Scan (9x13x1): Measurement grid: dx=15mm, dy=15mm
Maximum value of SAR (measured) = 1.04 W/kg

Configuration/Body/Zoom Scan (5x5x7)/Cube 0: Measurement grid: dx=8mm, dy=8mm, dz=5mm
Reference Value = 10.89 V/m; Power Drift = -0.04 dB
Peak SAR (extrapolated) = 1.49 W/kg
SAR(1 g) = 0.909 W/kg; SAR(10 g) = 0.529 W/kg
Maximum value of SAR (measured) = 1.09 W/kg

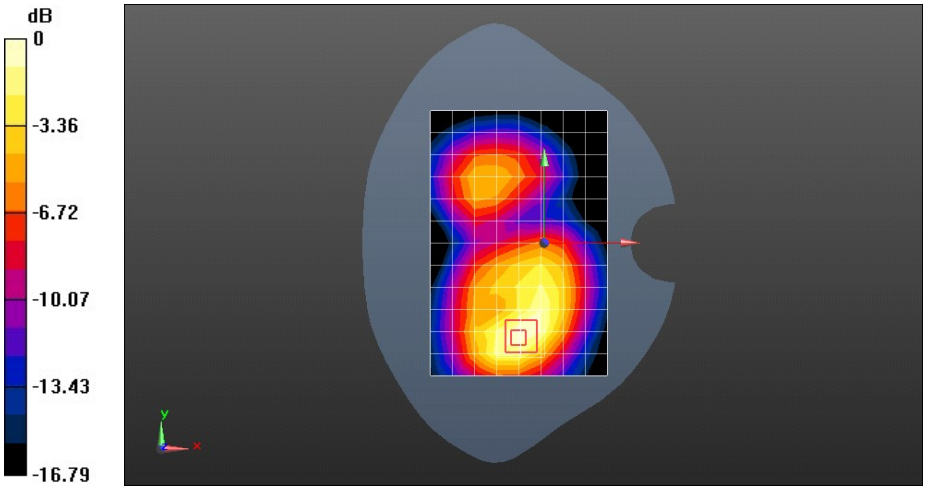

0 dB = 1.09 W/kg = 0.37 dBW/kg

Date: 2015-5-14

Test Laboratory: HUAWEI SAR/HAC Lab

Y538-A1 CDMA BC1 1175CH Back Side 10mm

DUT: Y538-A1; Type: Smart Phone; Serial: SAR2

Communication System: UID 0, CDMA2000 (0); Frequency: 1908.75 MHz;Duty Cycle: 1:1
Medium parameters used: f = 1909 MHz; σ = 1.515 S/m; ε_r = 52.197; ρ = 1000 kg/m^3
Phantom section: Flat Section

DASY Configuration:

- Probe: ES3DV3 - SN3168; ConvF(4.72, 4.72, 4.72); Calibrated: 2014-9-24;
- Sensor-Surface: 3mm (Mechanical Surface Detection), z = 2.0, 32.0
- Electronics: DAE4 Sn1236; Calibrated: 2014-11-13
- Phantom: SAM4; Type: SAM; Serial: TP-1620
- DASY52 52.8.8(1222); SEMCAD X 14.6.10(7331)

Configuration/Body/Area Scan (9x13x1): Measurement grid: dx=15mm, dy=15mm
Maximum value of SAR (measured) = 0.900 W/kg

Configuration/Body/Zoom Scan (6x6x7)/Cube 0: Measurement grid: dx=8mm, dy=8mm, dz=5mm
Reference Value = 6.268 V/m; Power Drift = 0.05 dB
Peak SAR (extrapolated) = 1.36 W/kg
SAR(1 g) = 0.757 W/kg; SAR(10 g) = 0.400 W/kg
Maximum value of SAR (measured) = 0.912 W/kg

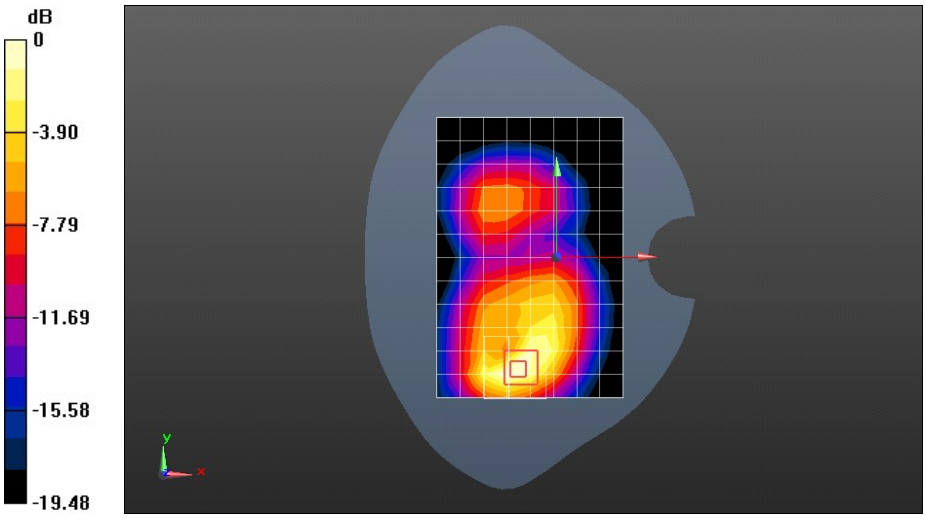

0 dB = 0.912 W/kg = -0.40 dBW/kg

Date: 2015-5-15

Test Laboratory: HUAWEI SAR/HAC Lab

Y538-A1CDMA BC10 670CH Right hand touch cheek

DUT: Y538-A1; Type: Smart Phone; Serial: SAR2

Communication System: UID 0, CDMA2000 (0); Frequency: 822.75 MHz;Duty Cycle: 1:1
Medium parameters used: f = 823 MHz; σ = 0.88 S/m; ε_r = 41.497; ρ = 1000 kg/m^3
Phantom section: Right Section

DASY Configuration:

- Probe: ES3DV3 - SN3168; ConvF(6.34, 6.34, 6.34); Calibrated: 2014-9-24;
- Sensor-Surface: 3mm (Mechanical Surface Detection), z = 2.0, 32.0
- Electronics: DAE4 Sn1236; Calibrated: 2014-11-13
- Phantom: SAM3; Type: SAM; Serial: TP-1597
- DASY52 52.8.8(1222); SEMCAD X 14.6.10(7331)

Configuration/Head/Area Scan (9x13x1): Measurement grid: dx=15mm, dy=15mm
Maximum value of SAR (measured) = 0.612 W/kg

Configuration/Head/Zoom Scan (6x5x7)/Cube 0: Measurement grid: dx=8mm, dy=8mm, dz=5mm
Reference Value = 11.22 V/m; Power Drift = 0.07 dB
Peak SAR (extrapolated) = 0.746 W/kg
SAR(1 g) = 0.576 W/kg; SAR(10 g) = 0.440 W/kg
Maximum value of SAR (measured) = 0.635 W/kg



0 dB = 0.635 W/kg = -1.97 dBW/kg

Date: 2015-5-14

Test Laboratory: HUAWEI SAR/HAC Lab

Y538-A1 CDMA BC10 450CH Back Side 15mm

DUT: Y538-A1; Type: Smart Phone; Serial: SAR2

Communication System: UID 0, CDMA2000 (0); Frequency: 817.25 MHz;Duty Cycle: 1:1
Medium parameters used (interpolated): f = 817.25 MHz; σ = 0.927 S/m; ε_r = 54.358; ρ = 1000 kg/m^3
Phantom section: Flat Section

DASY Configuration:

- Probe: ES3DV3 - SN3168; ConvF(6.12, 6.12, 6.12); Calibrated: 2014-9-24;
- Sensor-Surface: 3mm (Mechanical Surface Detection), z = 2.0, 32.0
- Electronics: DAE4 Sn1236; Calibrated: 2014-11-13
- Phantom: SAM4; Type: SAM; Serial: TP-1620
- DASY52 52.8.8(1222); SEMCAD X 14.6.10(7331)

Configuration/Body/Area Scan (9x13x1): Measurement grid: dx=15mm, dy=15mm

Info: Interpolated medium parameters used for SAR evaluation.
Maximum value of SAR (measured) = 0.841 W/kg

Configuration/Body/Zoom Scan (5x5x7)/Cube 0: Measurement grid: dx=8mm, dy=8mm, dz=5mm
Reference Value = 29.83 V/m; Power Drift = 0.07 dB
Peak SAR (extrapolated) = 0.969 W/kg
SAR(1 g) = 0.781 W/kg; SAR(10 g) = 0.595 W/kg

Info: Interpolated medium parameters used for SAR evaluation.
Maximum value of SAR (measured) = 0.860 W/kg

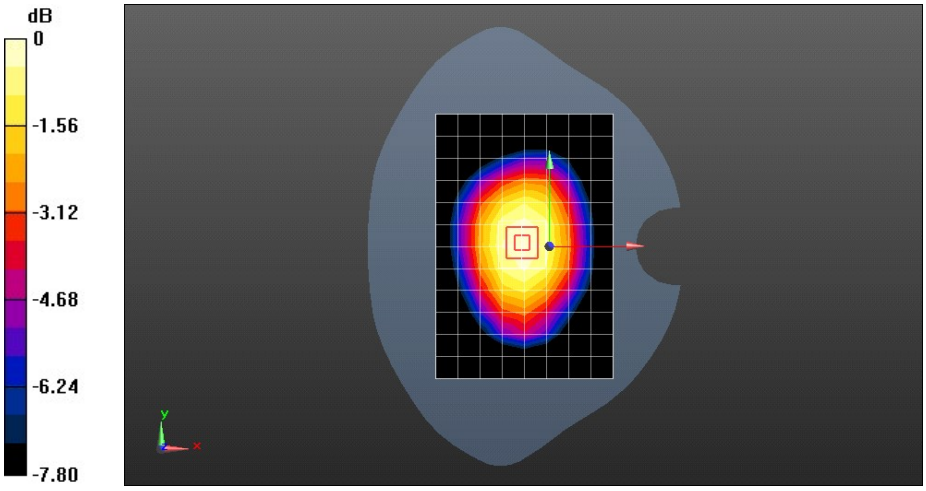

0 dB = 0.860 W/kg = -0.66 dBW/kg

Test Laboratory: HUAWEI SAR/HAC Lab

Y538-A1 CDMA BC10 565CH Right Side 10mm

DUT: Y538-A1; Type: Smart Phone; Serial: SAR2

Communication System: UID 0, CDMA2000 (0); Frequency: 820.125 MHz;Duty Cycle: 1:1
Medium parameters used (interpolated): f = 820.125 MHz; σ = 0.93 S/m; ε_r = 54.333; ρ = 1000 kg/m^3
Phantom section: Flat Section

DASY Configuration:

- Probe: ES3DV3 - SN3168; ConvF(6.12, 6.12, 6.12); Calibrated: 2014-9-24;
- Sensor-Surface: 3mm (Mechanical Surface Detection), z = 2.0, 32.0
- Electronics: DAE4 Sn1236; Calibrated: 2014-11-13
- Phantom: SAM4; Type: SAM; Serial: TP-1620
- DASY52 52.8.8(1222); SEMCAD X 14.6.10(7331)

Configuration/Body/Area Scan (5x13x1): Measurement grid: dx=15mm, dy=15mm

Info: Interpolated medium parameters used for SAR evaluation.
Maximum value of SAR (measured) = 0.543 W/kg

Configuration/Body/Zoom Scan (5x5x7)/Cube 0: Measurement grid: dx=8mm, dy=8mm, dz=5mm
Reference Value = 23.40 V/m; Power Drift = 0.07 dB
Peak SAR (extrapolated) = 0.731 W/kg
SAR(1 g) = 0.527 W/kg; SAR(10 g) = 0.366 W/kg

Info: Interpolated medium parameters used for SAR evaluation.
Maximum value of SAR (measured) = 0.604 W/kg

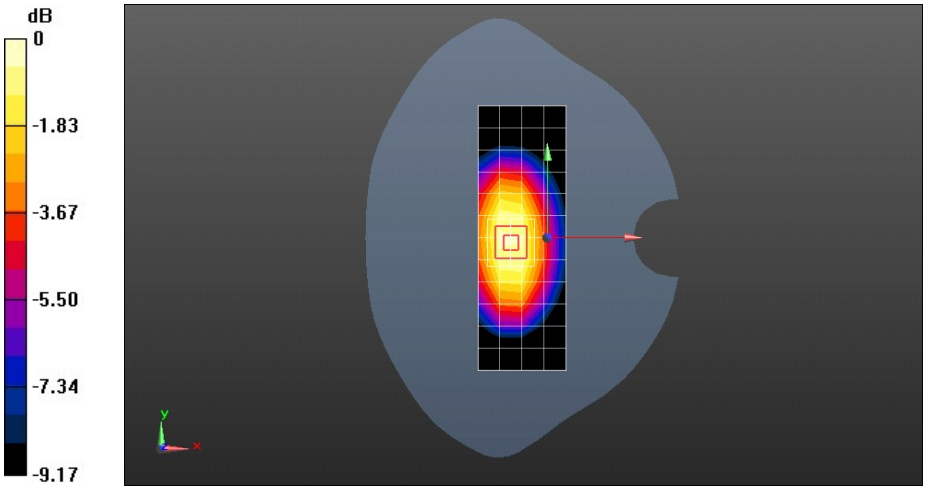

0 dB = 0.604 W/kg = -2.19 dBW/kg

Test Laboratory: HUAWEI SAR/HAC Lab

Y538-A1 LTE Band XXV 20M QPSK 1RB#50 26590CH Right hand touch cheek

DUT: Y538-A1; Type: Smart Phone; Serial: SAR2

Communication System: UID 0, LTE-FDD (SC-FDMA, 20MHz, QPSK/16-QAM) (0); Frequency: 1905 MHz;Duty Cycle: 1:1
Medium parameters used: f = 1905 MHz; σ = 1.411 S/m; ε_r = 39.808; ρ = 1000 kg/m^3
Phantom section: Right Section

DASY Configuration:

- Probe: ES3DV3 - SN3168; ConvF(5.09, 5.09, 5.09); Calibrated: 2014-9-24;
- Sensor-Surface: 3mm (Mechanical Surface Detection), z = 2.0, 32.0
- Electronics: DAE4 Sn1236; Calibrated: 2014-11-13
- Phantom: SAM3; Type: SAM; Serial: TP-1597
- DASY52 52.8.8(1222); SEMCAD X 14.6.10(7331)

Configuration/Head/Area Scan (9x13x1): Measurement grid: dx=15mm, dy=15mm
Maximum value of SAR (measured) = 0.720 W/kg

Configuration/Head/Zoom Scan (5x5x7)/Cube 0: Measurement grid: dx=8mm, dy=8mm, dz=5mm
Reference Value = 9.696 V/m; Power Drift = 0.07 dB
Peak SAR (extrapolated) = 1.15 W/kg
SAR(1 g) = 0.702 W/kg; SAR(10 g) = 0.406 W/kg
Maximum value of SAR (measured) = 0.839 W/kg

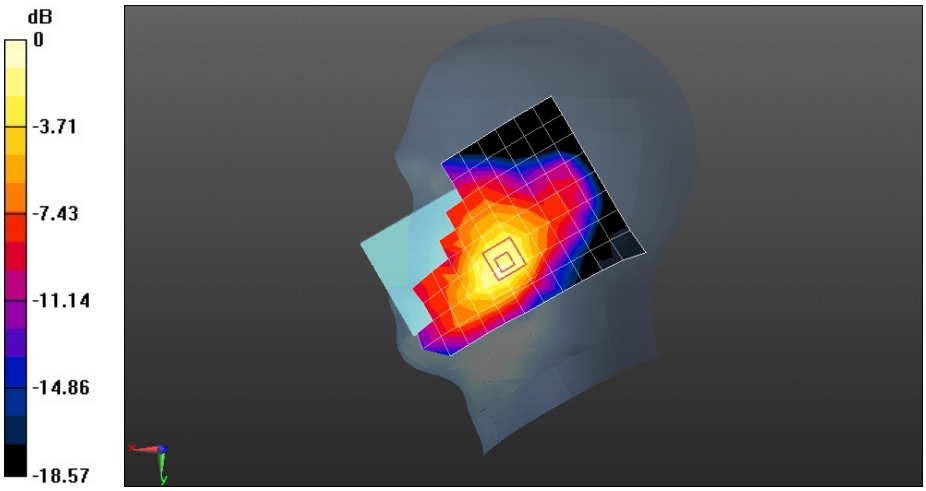

0 dB = 0.839 W/kg = -0.76 dBW/kg

Test Laboratory: HUAWEI SAR/HAC Lab

Y538-A1 LTE Band XXV 20M QPSK 1RB#0 26140CH Back Side 15mm

DUT: Y538-A1; Type: Smart Phone; Serial: SAR2

Communication System: UID 0, LTE-FDD (SC-FDMA, 20MHz, QPSK/16-QAM) (0); Frequency: 1860 MHz;Duty Cycle: 1:1
Medium parameters used: f = 1860 MHz; σ = 1.516 S/m; ε_r = 53.086; ρ = 1000 kg/m^3
Phantom section: Flat Section

DASY Configuration:

- Probe: ES3DV3 - SN3168; ConvF(4.72, 4.72, 4.72); Calibrated: 2014-9-24;
- Sensor-Surface: 3mm (Mechanical Surface Detection), z = -8.0, 32.0
- Electronics: DAE4 Sn1236; Calibrated: 2014-11-13
- Phantom: SAM4; Type: SAM; Serial: TP-1620
- DASY52 52.8.8(1222); SEMCAD X 14.6.10(7331)

Configuration/Head/Area Scan (9x13x1): Measurement grid: dx=15mm, dy=15mm
Maximum value of SAR (measured) = 0.728 W/kg

Configuration/Head/Zoom Scan (5x5x7)/Cube 0: Measurement grid: dx=8mm, dy=8mm, dz=5mm
Reference Value = 9.238 V/m; Power Drift = -0.14 dB
Peak SAR (extrapolated) = 0.990 W/kg
SAR(1 g) = 0.609 W/kg; SAR(10 g) = 0.361 W/kg
Maximum value of SAR (measured) = 0.736 W/kg

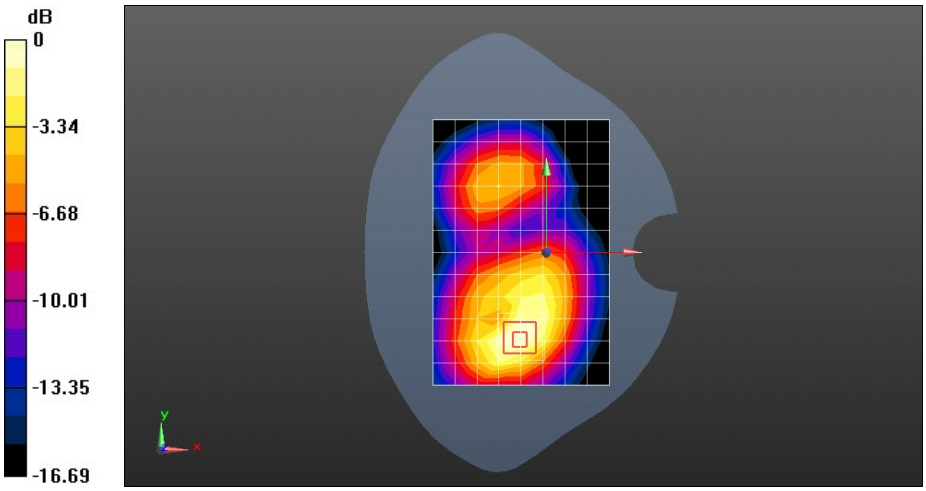

0 dB = 0.736 W/kg = -1.33 dBW/kg

Test Laboratory: HUAWEI SAR/HAC Lab

Y538-A1 LTE Band XXV 20M QPSK 1RB#50 26590CH Back Side with 10mm

DUT: Y538-A1; Type: Smart Phone; Serial: SAR2

Communication System: UID 0, LTE-FDD (SC-FDMA, 20MHz, QPSK/16-QAM) (0); Frequency: 1905 MHz;Duty Cycle: 1:1
Medium parameters used: f = 1905 MHz; σ = 1.585 S/m; ε_r = 52.98; ρ = 1000 kg/m^3
Phantom section: Flat Section

DASY Configuration:

- Probe: ES3DV3 - SN3168; ConvF(4.72, 4.72, 4.72); Calibrated: 2014-9-24;
- Sensor-Surface: 3mm (Mechanical Surface Detection), z = -8.0, 32.0
- Electronics: DAE4 Sn1236; Calibrated: 2014-11-13
- Phantom: SAM4; Type: SAM; Serial: TP-1620
- DASY52 52.8.8(1222); SEMCAD X 14.6.10(7331)

Configuration/Body/Area Scan (9x13x1): Measurement grid: dx=15mm, dy=15mm
Maximum value of SAR (measured) = 0.805 W/kg

Configuration/Body/Zoom Scan (6x6x7)/Cube 0: Measurement grid: dx=8mm, dy=8mm, dz=5mm
Reference Value = 8.187 V/m; Power Drift = 0.03 dB
Peak SAR (extrapolated) = 1.34 W/kg
SAR(1 g) = 0.722 W/kg; SAR(10 g) = 0.367 W/kg
Maximum value of SAR (measured) = 0.883 W/kg

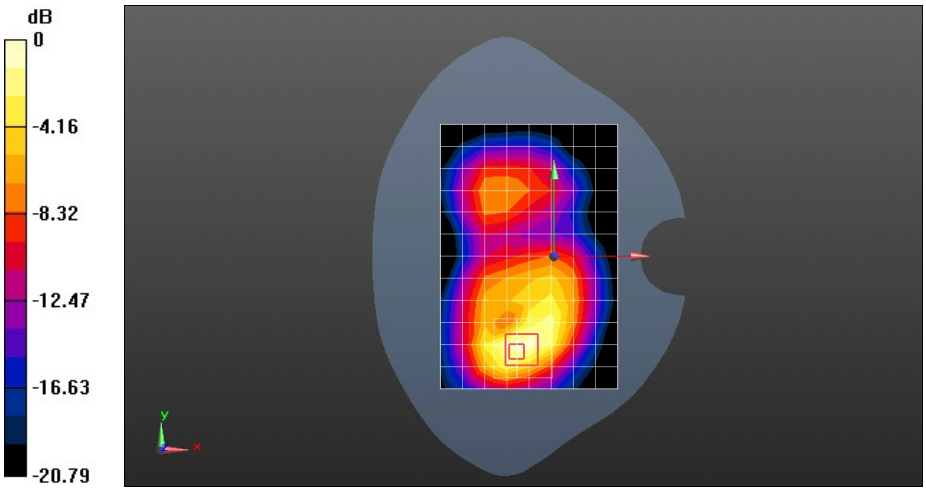

0 dB = 0.883 W/kg = -0.54 dBW/kg

Date: 2015-4-26

Test Laboratory: HUAWEI SAR/HAC Lab

Y538-A1 LTE Band XXVI 15M QPSK 1RB#74 26965CH Right hand touch cheek

DUT: Y538-A1; Type: Smart Phone; Serial: SAR2

Communication System: UID 0, LTE-FDD (SC-FDMA, 15MHz, QPSK/16-QAM) (0); Frequency: 841.5 MHz;Duty Cycle: 1:1
Medium parameters used (interpolated): f = 841.5 MHz; σ = 0.9 S/m; ε_r = 41.86; ρ = 1000 kg/m^3
Phantom section: Right Section

DASY Configuration:

- Probe: ES3DV3 - SN3168; ConvF(6.34, 6.34, 6.34); Calibrated: 2014-9-24;
- Sensor-Surface: 3mm (Mechanical Surface Detection), z = 2.0, 32.0
- Electronics: DAE4 Sn1236; Calibrated: 2014-11-13
- Phantom: SAM3; Type: SAM; Serial: TP-1597
- DASY52 52.8.8(1222); SEMCAD X 14.6.10(7331)

Configuration/Head/Area Scan (9x13x1): Measurement grid: dx=15mm, dy=15mm

Info: Interpolated medium parameters used for SAR evaluation.
Maximum value of SAR (measured) = 0.561 W/kg

Configuration/Head/Zoom Scan (5x5x7)/Cube 0: Measurement grid: dx=8mm, dy=8mm, dz=5mm
Reference Value = 7.632 V/m; Power Drift = 0.09 dB
Peak SAR (extrapolated) = 0.689 W/kg
SAR(1 g) = 0.540 W/kg; SAR(10 g) = 0.412 W/kg

Info: Interpolated medium parameters used for SAR evaluation.
Maximum value of SAR (measured) = 0.596 W/kg

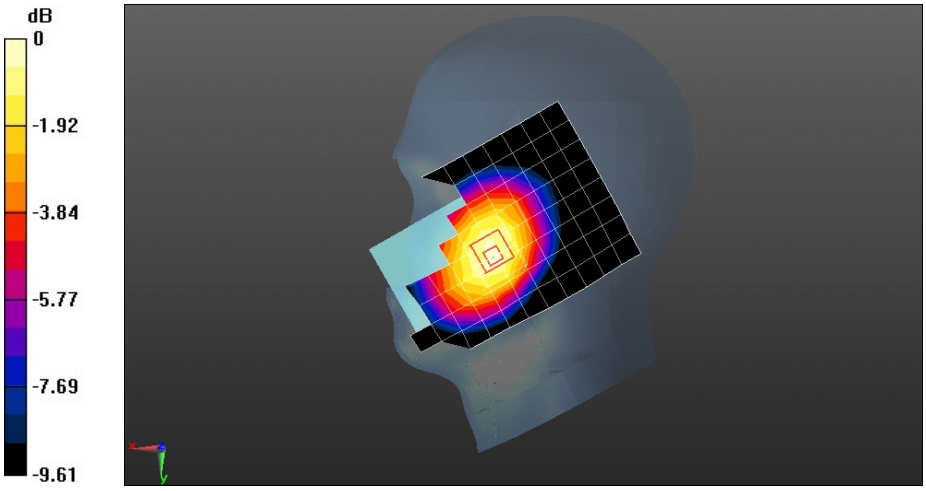

0 dB = 0.596 W/kg = -2.25 dBW/kg

Test Laboratory: HUAWEI SAR/HAC Lab

Y538-A1 LTE Band XXVI 15M QPSK 50%RB#0 26775CH Back Side 15mm

DUT: Y538-A1; Type: Smart Phone; Serial: SAR2

Communication System: UID 0, LTE-FDD (SC-FDMA, 15MHz, QPSK/16-QAM) (0); Frequency: 822.5 MHz;Duty Cycle: 1:1
Medium parameters used (interpolated): f = 822.5 MHz; σ = 0.934 S/m; ε_r = 55.215; ρ = 1000 kg/m^3
Phantom section: Flat Section

DASY Configuration:

- Probe: ES3DV3 - SN3168; ConvF(6.12, 6.12, 6.12); Calibrated: 2014-9-24;
- Sensor-Surface: 3mm (Mechanical Surface Detection), z = 2.0, 32.0
- Electronics: DAE4 Sn1236; Calibrated: 2014-11-13
- Phantom: SAM4; Type: SAM; Serial: TP-1620
- DASY52 52.8.8(1222); SEMCAD X 14.6.10(7331)

Configuration/Body/Area Scan (9x13x1): Measurement grid: dx=15mm, dy=15mm

Info: Interpolated medium parameters used for SAR evaluation.
Maximum value of SAR (measured) = 0.516 W/kg

Configuration/Body/Zoom Scan (5x5x7)/Cube 0: Measurement grid: dx=8mm, dy=8mm, dz=5mm
Reference Value = 23.31 V/m; Power Drift = 0.01 dB
Peak SAR (extrapolated) = 0.597 W/kg
SAR(1 g) = 0.480 W/kg; SAR(10 g) = 0.367 W/kg

Info: Interpolated medium parameters used for SAR evaluation.
Maximum value of SAR (measured) = 0.526 W/kg

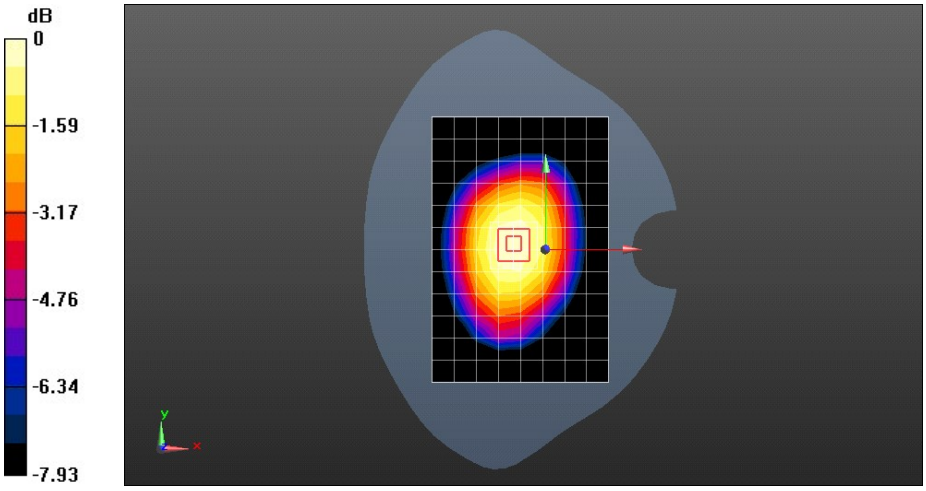

0 dB = 0.526 W/kg = -2.79 dBW/kg

Test Laboratory: HUAWEI SAR/HAC Lab

Y538-A1 LTE Band XXVI 15M QPSK 50%RB#39 26865CH Back Side 10mm

DUT: Y538-A1; Type: Smart Phone; Serial: SAR2

Communication System: UID 0, LTE-FDD (SC-FDMA, 15MHz, QPSK/16-QAM) (0); Frequency: 831.5 MHz;Duty Cycle: 1:1
Medium parameters used (interpolated): f = 831.5 MHz; σ = 0.943 S/m; ε_r = 54.445; ρ = 1000 kg/m^3
Phantom section: Flat Section

DASY Configuration:

- Probe: ES3DV3 - SN3168; ConvF(6.12, 6.12, 6.12); Calibrated: 2014-9-24;
- Sensor-Surface: 3mm (Mechanical Surface Detection), z = 2.0, 32.0
- Electronics: DAE4 Sn1236; Calibrated: 2014-11-13
- Phantom: SAM3; Type: SAM; Serial: TP-1597
- DASY52 52.8.8(1222); SEMCAD X 14.6.10(7331)

Configuration/Body/Area Scan (9x13x1): Measurement grid: dx=15mm, dy=15mm

Info: Interpolated medium parameters used for SAR evaluation.
Maximum value of SAR (measured) = 0.298 W/kg

Configuration/Body/Zoom Scan (5x5x7)/Cube 0: Measurement grid: dx=8mm, dy=8mm, dz=5mm
Reference Value = 16.81 V/m; Power Drift = 0.01 dB
Peak SAR (extrapolated) = 0.332 W/kg
SAR(1 g) = 0.268 W/kg; SAR(10 g) = 0.205 W/kg

Info: Interpolated medium parameters used for SAR evaluation.
Maximum value of SAR (measured) = 0.292 W/kg

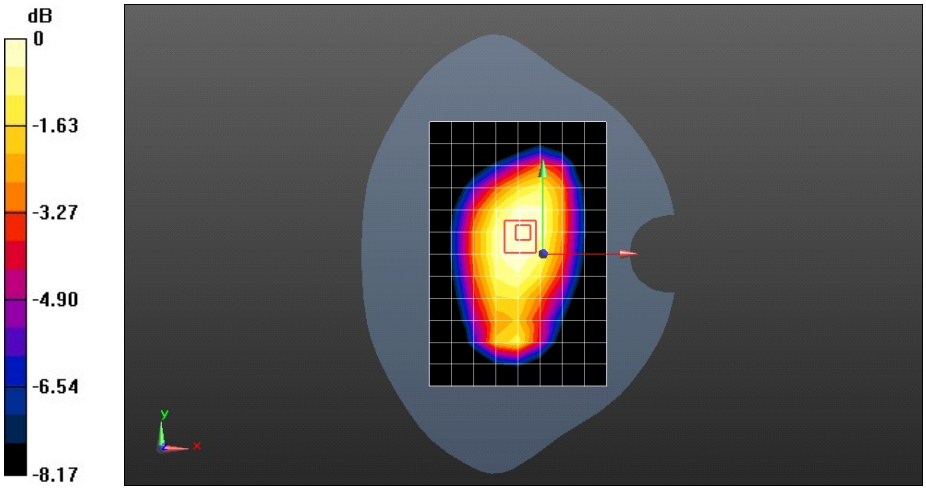

0 dB = 0.292 W/kg = -5.35 dBW/kg

Test Laboratory: HUAWEI SAR/HAC Lab

Y538-A1 LTE Band XLI 20M QPSK 1RB#50 40620CH Left hand touch cheek

DUT: Y538-A1; Type: Smart Phone; Serial: SAR2

Communication System: UID 0, LTE-TDD (SC-FDMA, 20MHz, QPSK/16-QAM) (0); Frequency: 2593 MHz;Duty Cycle: 1:1.57943
Medium parameters used: f = 2593 MHz; σ = 1.958 S/m; ε_r = 38.487; ρ = 1000 kg/m^3
Phantom section: Left Section

DASY Configuration:

- Probe: ES3DV3 - SN3168; ConvF(4.43, 4.43, 4.43); Calibrated: 2014-9-24;
- Sensor-Surface: 3mm (Mechanical Surface Detection), z = 2.0, 32.0
- Electronics: DAE4 Sn1236; Calibrated: 2014-11-13
- Phantom: SAM4; Type: SAM; Serial: TP-1620
- DASY52 52.8.8(1222); SEMCAD X 14.6.10(7331)

Configuration/Head/Area Scan (10x16x1): Measurement grid: dx=12mm, dy=12mm
Maximum value of SAR (measured) = 0.358 W/kg

Configuration/Head/Zoom Scan (7x7x7)/Cube 0: Measurement grid: dx=5mm, dy=5mm, dz=5mm
Reference Value = 4.201 V/m; Power Drift = 0.19 dB
Peak SAR (extrapolated) = 0.586 W/kg
SAR(1 g) = 0.312 W/kg; SAR(10 g) = 0.162 W/kg
Maximum value of SAR (measured) = 0.402 W/kg

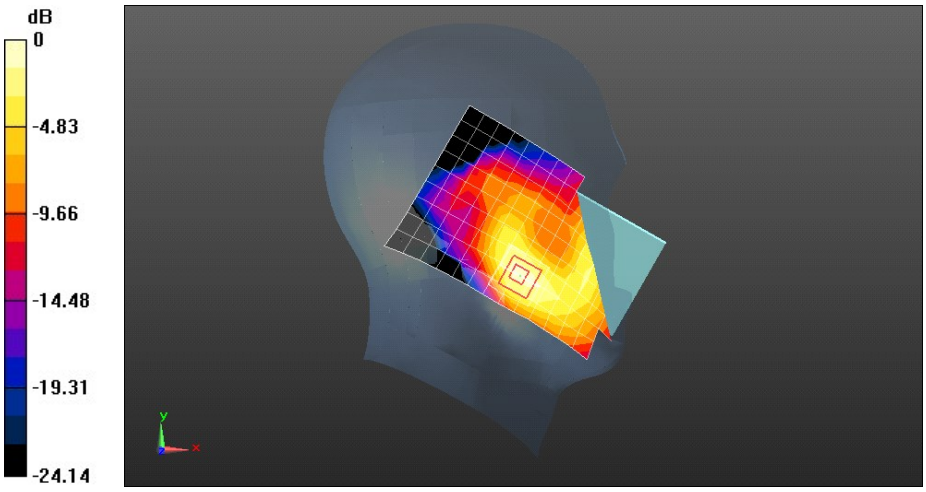

0 dB = 0.402 W/kg = -3.96 dBW/kg

Test Laboratory: HUAWEI SAR/HAC Lab

Y538-A1 LTE Band XLI 20M QPSK 1RB#50 40620CH Back Side with 15mm

DUT: Y538-A1; Type: Smart Phone; Serial: SAR2

Communication System: UID 0, LTE-TDD (SC-FDMA, 20MHz, QPSK/16-QAM) (0); Frequency: 2593 MHz;Duty Cycle: 1:1.57943
Medium parameters used: f = 2593 MHz; σ = 2.226 S/m; ε_r = 52.296; ρ = 1000 kg/m^3
Phantom section: Flat Section

DASY Configuration:

- Probe: ES3DV3 - SN3168; ConvF(4.14, 4.14, 4.14); Calibrated: 2014-9-24;
- Sensor-Surface: 3mm (Mechanical Surface Detection), z = 2.0, 32.0
- Electronics: DAE4 Sn1236; Calibrated: 2014-11-13
- Phantom: SAM3; Type: SAM; Serial: TP-1597
- DASY52 52.8.8(1222); SEMCAD X 14.6.10(7331)

Configuration/Body/Area Scan (10x16x1): Measurement grid: dx=12mm, dy=12mm
Maximum value of SAR (measured) = 0.785 W/kg

Configuration/Body/Zoom Scan (7x7x7)/Cube 0: Measurement grid: dx=5mm, dy=5mm, dz=5mm
Reference Value = 5.515 V/m; Power Drift = 0.10 dB
Peak SAR (extrapolated) = 1.36 W/kg
SAR(1 g) = 0.670 W/kg; SAR(10 g) = 0.349 W/kg
Maximum value of SAR (measured) = 0.838 W/kg

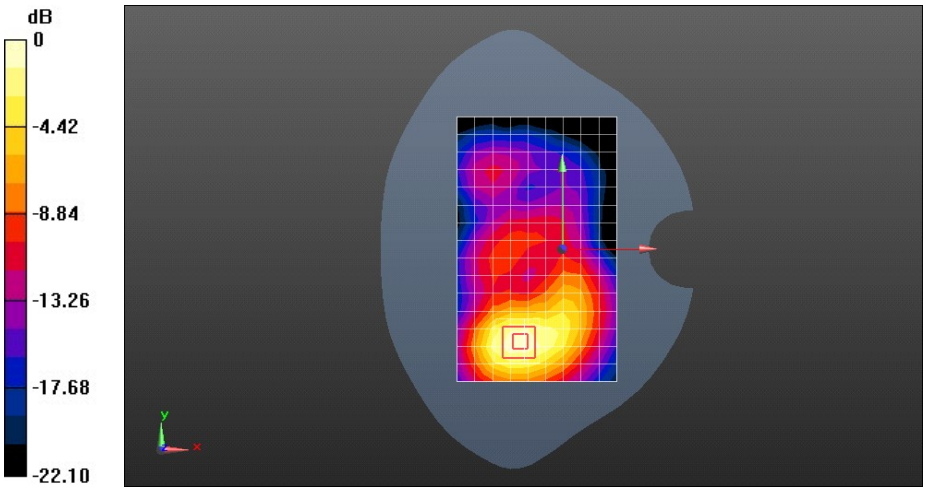

0 dB = 0.838 W/kg = -0.77 dBW/kg

Test Laboratory: HUAWEI SAR/HAC Lab

Y538-A1 LTE Band XLI 20M QPSK 1RB#0 41490CH Bottom Side with 10mm-repeated

DUT: Y538-A1; Type: Smart Phone; Serial: SAR2

Communication System: UID 0, LTE-TDD (SC-FDMA, 20MHz, QPSK/16-QAM) (0); Frequency: 2680 MHz;Duty Cycle: 1:1.57943
Medium parameters used: f = 2680 MHz; σ = 2.337 S/m; ε_r = 52.041; ρ = 1000 kg/m^3
Phantom section: Flat Section

DASY Configuration:

- Probe: ES3DV3 - SN3168; ConvF(4.14, 4.14, 4.14); Calibrated: 2014-9-24;
- Sensor-Surface: 3mm (Mechanical Surface Detection), z = 2.0, 32.0
- Electronics: DAE4 Sn1236; Calibrated: 2014-11-13
- Phantom: SAM3; Type: SAM; Serial: TP-1597
- DASY52 52.8.8(1222); SEMCAD X 14.6.10(7331)

Configuration/Body/Area Scan (6x16x1): Measurement grid: dx=12mm, dy=12mm
Maximum value of SAR (measured) = 1.24 W/kg

Configuration/Body/Zoom Scan (7x7x7)/Cube 0: Measurement grid: dx=5mm, dy=5mm, dz=5mm
Reference Value = 16.49 V/m; Power Drift = 0.13 dB
Peak SAR (extrapolated) = 2.13 W/kg
SAR(1 g) = 0.965 W/kg; SAR(10 g) = 0.440 W/kg
Maximum value of SAR (measured) = 1.28 W/kg

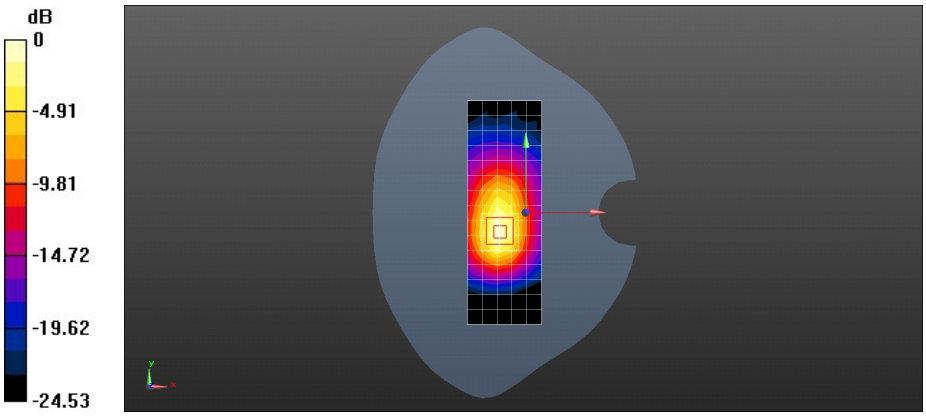

0 dB = 1.28 W/kg = 1.07 dBW/kg

Date: 2015-5-11

Test Laboratory: HUAWEI SAR/HAC Lab

Y538-A1 WIFI 2.4G 11CH Left Hand touch cheek

DUT: Y538-A1; Type: Smart Phone; Serial: SAR2

Communication System: UID 0, WiFi(802.11a/b/g/n/ac) (0); Frequency: 2462 MHz;Duty Cycle: 1:1
Medium parameters used: f = 2462 MHz; σ = 1.77 S/m; ε_r = 38.386; ρ = 1000 kg/m^3
Phantom section: Left Section

DASY Configuration:

- Probe: ES3DV3 - SN3168; ConvF(4.57, 4.57, 4.57); Calibrated: 2014-9-24;
- Sensor-Surface: 3mm (Mechanical Surface Detection), z = 2.0, 32.0
- Electronics: DAE4 Sn1236; Calibrated: 2014-11-13
- Phantom: SAM4; Type: SAM; Serial: TP-1620
- DASY52 52.8.8(1222); SEMCAD X 14.6.10(7331)

Configuration/Head/Area Scan (10x16x1): Measurement grid: dx=12mm, dy=12mm
Maximum value of SAR (measured) = 0.682 W/kg

Configuration/Head/Zoom Scan (7x7x7)/Cube 0: Measurement grid: dx=5mm, dy=5mm, dz=5mm
Reference Value = 12.28 V/m; Power Drift = 0.07 dB
Peak SAR (extrapolated) = 1.18 W/kg
SAR(1 g) = 0.511 W/kg; SAR(10 g) = 0.230 W/kg
Maximum value of SAR (measured) = 0.663 W/kg

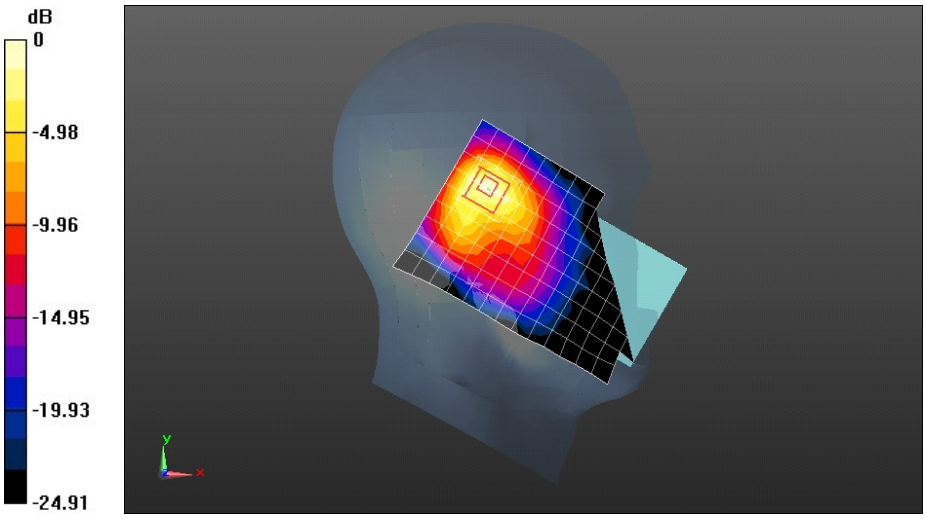

0 dB = 0.663 W/kg = -1.78 dBW/kg

Date: 2015-5-13

Test Laboratory: HUAWEI SAR/HAC Lab

Y538-A1 WIFI 2.4G 11CH Back Side 15mm

DUT: Y538-A1; Type: Smart Phone; Serial: SAR2

Communication System: UID 0, WiFi(802.11a/b/g/n/ac) (0); Frequency: 2462 MHz;Duty Cycle: 1:1
Medium parameters used: f = 2462 MHz; σ = 1.969 S/m; ε_r = 51.575; ρ = 1000 kg/m^3
Phantom section: Flat Section

DASY Configuration:

- Probe: ES3DV3 - SN3168; ConvF(4.29, 4.29, 4.29); Calibrated: 2014-9-24;
- Sensor-Surface: 3mm (Mechanical Surface Detection), z = 2.0, 32.0
- Electronics: DAE4 Sn1236; Calibrated: 2014-11-13
- Phantom: SAM4; Type: SAM; Serial: TP-1620
- DASY52 52.8.8(1222); SEMCAD X 14.6.10(7331)

Configuration/Body/Area Scan (10x16x1): Measurement grid: dx=12mm, dy=12mm
Maximum value of SAR (measured) = 0.0997 W/kg

Configuration/Body/Zoom Scan (7x7x7)/Cube 0: Measurement grid: dx=5mm, dy=5mm, dz=5mm
Reference Value = 4.085 V/m; Power Drift = 0.15 dB
Peak SAR (extrapolated) = 0.159 W/kg
SAR(1 g) = 0.084 W/kg; SAR(10 g) = 0.046 W/kg
Maximum value of SAR (measured) = 0.104 W/kg

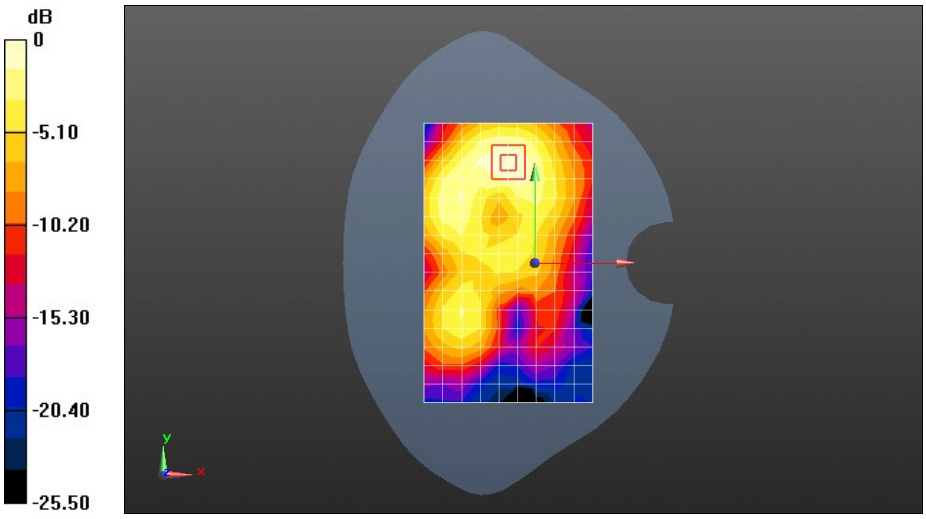

0 dB = 0.104 W/kg = -9.83 dBW/kg

Date: 2015-5-13

Test Laboratory: HUAWEI SAR/HAC Lab

Y538-A1 WIFI 2.4G 11CH Back Side 10mm

DUT: Y538-A1; Type: Smart Phone; Serial: SAR2

Communication System: UID 0, WiFi(802.11a/b/g/n/ac) (0); Frequency: 2462 MHz;Duty Cycle: 1:1
Medium parameters used: f = 2462 MHz; σ = 1.969 S/m; ε_r = 51.575; ρ = 1000 kg/m^3
Phantom section: Flat Section

DASY Configuration:

- Probe: ES3DV3 - SN3168; ConvF(4.29, 4.29, 4.29); Calibrated: 2014-9-24;
- Sensor-Surface: 3mm (Mechanical Surface Detection), z = 2.0, 32.0
- Electronics: DAE4 Sn1236; Calibrated: 2014-11-13
- Phantom: SAM4; Type: SAM; Serial: TP-1620
- DASY52 52.8.8(1222); SEMCAD X 14.6.10(7331)

Configuration/Body/Area Scan (10x16x1): Measurement grid: dx=12mm, dy=12mm
Maximum value of SAR (measured) = 0.179 W/kg

Configuration/Body/Zoom Scan (7x7x7)/Cube 0: Measurement grid: dx=5mm, dy=5mm, dz=5mm
Reference Value = 5.293 V/m; Power Drift = 0.03 dB
Peak SAR (extrapolated) = 0.292 W/kg
SAR(1 g) = 0.151 W/kg; SAR(10 g) = 0.082 W/kg
Maximum value of SAR (measured) = 0.187 W/kg

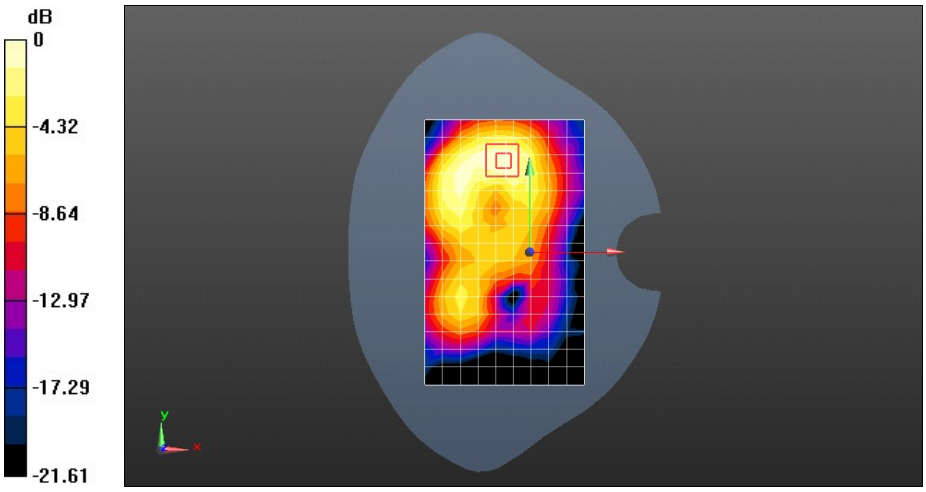

0 dB = 0.187 W/kg = -7.28 dBW/kg