ANNEX 1 – EXTERNAL PHOTOGRAPHS OF EQUIPMENT UNDER (Transmitter & Antenna Units) Photo #1

Pulse Ekko Pro (50 MHz, 100 MHz and 200 MHz), Model No.: TLF-A **FCC ID: QJQ-PE-PRO-TLF-A**



ANNEX 1 – EXTERNAL PHOTOGRAPHS OF EQUIPMENT UNDER (Transmitter & Antenna Units) Photo #2

Pulse Ekko Pro (50 MHz, 100 MHz and 200 MHz), Model No.: TLF-A **FCC ID: QJQ-PE-PRO-TLF-A**



ANNEX 1 – EXTERNAL PHOTOGRAPHS OF EQUIPMENT UNDER (Transmitter & Antenna Units) Photo #3

Pulse Ekko Pro (50 MHz, 100 MHz and 200 MHz), Model No.: TLF-A **FCC ID: QJQ-PE-PRO-TLF-A**

Pulse Ekko Pro with 200 MHz Antenna



ANNEX 1 – EXTERNAL PHOTOGRAPHS OF EQUIPMENT UNDER (Transmitter & Antenna Units) Photo #4

Pulse Ekko Pro (50 MHz, 100 MHz and 200 MHz), Model No.: TLF-A **FCC ID: QJQ-PE-PRO-TLF-A**

ANNEX 1 – EXTERNAL PHOTOGRAPHS OF EQUIPMENT UNDER (Transmitter & Antenna Units) Photo #5

Pulse Ekko Pro (50 MHz, 100 MHz and 200 MHz), Model No.: TLF-A **FCC ID: QJQ-PE-PRO-TLF-A**

Pulse Ekko Pro with 100 MHz Antenna



ANNEX 1 – EXTERNAL PHOTOGRAPHS OF EQUIPMENT UNDER (Transmitter & Antenna Units) Photo #6

Pulse Ekko Pro (50 MHz, 100 MHz and 200 MHz), Model No.: TLF-A **FCC ID: QJQ-PE-PRO-TLF-A**

Pulse Ekko Pro with 50 MHz Antenna



ANNEX 1 – EXTERNAL PHOTOGRAPHS OF EQUIPMENT UNDER (Transmitter & Antenna Units) Photo #8

Pulse Ekko Pro (50 MHz, 100 MHz and 200 MHz), Model No.: TLF-A **FCC ID: QJQ-PE-PRO-TLF-A**

View of connector on bottom of transmitter



View of connector on antenna.