APPENDIX G: CONDUCTED POWER MEASUREMENTS FOR SUPPORTED LTE TRANSMISSION MODES

G.1 Power Tuning Targets

Band	Modulation	Target Tuning Power in Head and Body-worn measurements					
		1.4 MHz	3 MHz	5 MHz	10 MHz	15 MHz	20 MHz
LTE700 (Band 17)	QPSK	N/A	N/A	23.5	23.5	N/A	N/A
	16QAM	N/A	N/A	22.5	22.5	N/A	N/A
LTE850 (Band 5)	QPSK	23.5	23.5	23.5	23.5	N/A	N/A
	16QAM	22.5	22.5	22.5	22.5	N/A	N/A
LTE1700/2100 (Band 4)	QPSK	23.5	23.5	23.5	23.5	23.5	23.5
	16QAM	22.5	22.5	22.5	22.5	22.5	22.5
LTE1900 (Band 2)	QPSK	23.5	23.5	23.5	23.5	23.5	23.5
	16QAM	22.5	22.5	22.5	22.5	22.5	22.5
LTE2500(Band 7)	QPSK	N/A	N/A	23.5	23.5	23.5	23.5
	16QAM	N/A	N/A	22.5	22.5	22.5	22.5

Band	Modulation	Target Tuning Power in Wireless Router measurements					
		1.4 MHz	3 MHz	5 MHz	10 MHz	15 MHz	20 MHz
LTE700 (Band 17)	QPSK	N/A	N/A	23.5	23.5	N/A	N/A
	16QAM	N/A	N/A	22.5	22.5	N/A	N/A
LTE850 (Band 5)	QPSK	23.5	23.5	23.5	23.5	N/A	N/A
	16QAM	22.5	22.5	22.5	22.5	N/A	N/A
LTE1700/2100 (Band 4)	QPSK	19.5	19.5	19.5	19.5	19.5	19.5
	16QAM	18.5	18.5	18.5	18.5	18.5	18.5
LTE1900 (Band 2)	QPSK	18.0	18.0	18.0	18.0	18.0	18.0
	16QAM	17.0	17.0	17.0	17.0	17.0	17.0
LTE2500(Band 7)	QPSK	N/A	N/A	18.5	18.5	18.5	18.5
	16QAM	N/A	N/A	17.5	17.5	17.5	17.5

Copyright © 2014 TCC Microsoft

G.2 Conducted Power from the Samples used in the Testing

Type: RM-985; Serial number: 004402/47/815356/6, HW: 0200, SW: 02030.00000.14271.24000 used for LTE700 (Band17) for Head, Body-worn and Wireless Router SAR measurements.

"Max Average Power (dBm)" column lists measured powers with MPR active. The "Reduced Power (dBm)" column lists measured powers with MPR and A-MPR active (as defined by 3GPP TS 36.101). A-MPR is not specified for LTE700 (Band 17) in this specification (Table 6.2.4-1).

Frequency (MHz)	Channel Number	Bandwidth (MHz)	RB Number	RB Offset	Modulation	Max Average Power (dBm)	Reduced Power(dBm)
706.5	23755	5	1	0	QPSK	23.4	-
706.5	23755	5	1	12	QPSK	23.2	-
706.5	23755	5	1	24	QPSK	23.3	-
706.5	23755	5	12	0	QPSK	22.3	-
706.5	23755	5	12	6	QPSK	22.3	-
706.5	23755	5	12	13	QPSK	22.4	-
706.5	23755	5	25	0	QPSK	22.4	-
706.5	23755	5	1	0	16QAM	22.5	-
706.5	23755	5	1	12	16QAM	22.3	-
706.5	23755	5	1	24	16QAM	22.4	-
706.5	23755	5	12	0	16QAM	21.4	-
706.5	23755	5	12	6	16QAM	21.4	-
706.5	23755	5	12	13	16QAM	21.4	-
706.5	23755	5	25	0	16QAM	21.4	-
710.0	23790	5	1	0	QPSK	23.3	-
710.0	23790	5	1	12	QPSK	23.3	-
710.0	23790	5	1	24	QPSK	23.3	-
710.0	23790	5	12	0	QPSK	22.3	-
710.0	23790	5	12	6	QPSK	22.3	-
710.0	23790	5	12	13	QPSK	22.3	-
710.0	23790	5	25	0	QPSK	22.4	-
710.0	23790	5	1	0	16QAM	22.3	-
710.0	23790	5	1	12	16QAM	22.3	-
710.0	23790	5	1	24	16QAM	22.4	-
710.0	23790	5	12	0	16QAM	21.3	-
710.0	23790	5	12	6	16QAM	21.4	-
710.0	23790	5	12	13	16QAM	21.4	-
710.0	23790	5	25	0	16QAM	21.4	-

(Table continues)

Copyright © 2014 TCC Microsoft

(Table continues)

713.5	23825	5	1	0	QPSK	23.3	-
713.5	23825	5	1	12	QPSK	23.4	-
713.5	23825	5	1	24	QPSK	23.5	-
713.5	23825	5	12	0	QPSK	22.4	-
713.5	23825	5	12	6	QPSK	22.3	-
713.5	23825	5	12	13	QPSK	22.5	-
713.5	23825	5	25	0	QPSK	22.4	-
713.5	23825	5	1	0	16QAM	22.4	-
713.5	23825	5	1	12	16QAM	22.5	-
713.5	23825	5	1	24	16QAM	22.6	-
713.5	23825	5	12	0	16QAM	21.3	-
713.5	23825	5	12	6	16QAM	21.3	-
713.5	23825	5	12	13	16QAM	21.6	-
713.5	23825	5	25	0	16QAM	21.5	-
709.0	23780	10	1	0	QPSK	23.4	-
709.0	23780	10	1	24	QPSK	23.3	-
709.0	23780	10	1	49	QPSK	23.3	-
709.0	23780	10	25	0	QPSK	22.3	-
709.0	23780	10	25	12	QPSK	22.3	-
709.0	23780	10	25	25	QPSK	22.4	-
709.0	23780	10	50	0	QPSK	22.4	-
709.0	23780	10	1	0	16QAM	22.6	-
709.0	23780	10	1	24	16QAM	22.4	-
709.0	23780	10	1	49	16QAM	22.5	-
709.0	23780	10	25	0	16QAM	21.4	-
709.0	23780	10	25	12	16QAM	21.4	-
709.0	23780	10	25	25	16QAM	21.5	-
709.0	23780	10	50	0	16QAM	21.5	-
710.0	23790	10	1	0	QPSK	23.4	-
710.0	23790	10	1	24	QPSK	23.3	-
710.0	23790	10	1	49	QPSK	23.4	-
710.0	23790	10	25	0	QPSK	22.3	-
710.0	23790	10	25	12	QPSK	22.3	-
710.0	23790	10	25	25	QPSK	22.3	-
710.0	23790	10	50	0	QPSK	22.4	-
710.0	23790	10	1	0	16QAM	22.2	-
710.0	23790	10	1	24	16QAM	22.1	-
710.0	23790	10	1	49	16QAM	22.3	-

(Table continues)

Copyright © 2014 TCC Microsoft

(Table continues)

710.0	23790	10	25	0	16QAM	21.4	-
710.0	23790	10	25	12	16QAM	21.4	-
710.0	23790	10	25	25	16QAM	21.5	-
710.0	23790	10	50	0	16QAM	21.5	-
711.0	23800	10	1	0	QPSK	23.2	-
711.0	23800	10	1	24	QPSK	23.3	-
711.0	23800	10	1	49	QPSK	23.5	-
711.0	23800	10	25	0	QPSK	22.4	-
711.0	23800	10	25	12	QPSK	22.3	-
711.0	23800	10	25	25	QPSK	22.4	-
711.0	23800	10	50	0	QPSK	22.4	-
711.0	23800	10	1	0	16QAM	22.1	-
711.0	23800	10	1	24	16QAM	22.1	-
711.0	23800	10	1	49	16QAM	22.5	-
711.0	23800	10	25	0	16QAM	21.4	-
711.0	23800	10	25	12	16QAM	21.4	-
711.0	23800	10	25	25	16QAM	21.4	-
711.0	23800	10	50	0	16QAM	21.5	-

Copyright © 2014 TCC Microsoft

Type: RM-985; Serial number: 004402/47/815344/2, HW: 0200, SW: 02030.00000.14271.24000 used for LTE850 (Band5) for Head, Body-worn and Wireless Router SAR measurements.

"Max Average Power (dBm)" column lists measured powers with MPR active. The "Reduced Power (dBm)" column lists measured powers with MPR and A-MPR active (as defined by 3GPP TS 36.101). A-MPR is not specified for LTE850 (Band 5) in this specification (Table 6.2.4-1).

Frequency (MHz)	Channel Number	Bandwidth (MHz)	RB Number	RB Offset	Modulation	Max Average Power (dBm)	Reduced Power(dBm)
824.7	20407	1.4	1	0	QPSK	23.4	-
824.7	20407	1.4	1	2	QPSK	23.4	-
824.7	20407	1.4	1	5	QPSK	23.4	-
824.7	20407	1.4	3	0	QPSK	23.6	-
824.7	20407	1.4	3	2	QPSK	23.5	-
824.7	20407	1.4	3	3	QPSK	23.4	-
824.7	20407	1.4	6	0	QPSK	22.5	-
824.7	20407	1.4	1	0	16QAM	22.4	-
824.7	20407	1.4	1	2	16QAM	22.3	-
824.7	20407	1.4	1	5	16QAM	22.3	-
824.7	20407	1.4	3	0	16QAM	22.4	-
824.7	20407	1.4	3	2	16QAM	22.3	-
824.7	20407	1.4	3	3	16QAM	22.4	-
824.7	20407	1.4	6	0	16QAM	21.3	-
836.5	20525	1.4	1	0	QPSK	23.2	-
836.5	20525	1.4	1	2	QPSK	23.2	-
836.5	20525	1.4	1	5	QPSK	23.2	-
836.5	20525	1.4	3	0	QPSK	23.1	-
836.5	20525	1.4	3	2	QPSK	23.2	-
836.5	20525	1.4	3	3	QPSK	23.1	-
836.5	20525	1.4	6	0	QPSK	22.1	-
836.5	20525	1.4	1	0	16QAM	22.2	-
836.5	20525	1.4	1	2	16QAM	22.2	-
836.5	20525	1.4	1	5	16QAM	22.2	-
836.5	20525	1.4	3	0	16QAM	22.0	-
836.5	20525	1.4	3	2	16QAM	22.0	-
836.5	20525	1.4	3	3	16QAM	22.0	-
836.5	20525	1.4	6	0	16QAM	21.1	-

(Table continues)

Copyright © 2014 TCC Microsoft

(Table continues)

848.3	20643	1.4	1	0	QPSK	23.3	-
848.3	20643	1.4	1	2	QPSK	23.3	-
848.3	20643	1.4	1	5	QPSK	23.3	-
848.3	20643	1.4	3	0	QPSK	23.3	-
848.3	20643	1.4	3	2	QPSK	23.3	-
848.3	20643	1.4	3	3	QPSK	23.3	-
848.3	20643	1.4	6	0	QPSK	22.3	-
848.3	20643	1.4	1	0	16QAM	22.3	-
848.3	20643	1.4	1	2	16QAM	22.4	-
848.3	20643	1.4	1	5	16QAM	22.4	-
848.3	20643	1.4	3	0	16QAM	22.2	-
848.3	20643	1.4	3	2	16QAM	22.2	-
848.3	20643	1.4	3	3	16QAM	22.2	-
848.3	20643	1.4	6	0	16QAM	21.3	-
825.5	20415	3	1	0	QPSK	23.3	-
825.5	20415	3	1	7	QPSK	23.2	-
825.5	20415	3	1	14	QPSK	23.2	-
825.5	20415	3	8	0	QPSK	22.2	-
825.5	20415	3	8	3	QPSK	22.2	-
825.5	20415	3	8	7	QPSK	22.3	-
825.5	20415	3	15	0	QPSK	22.3	-
825.5	20415	3	1	0	16QAM	22.5	-
825.5	20415	3	1	7	16QAM	22.3	-
825.5	20415	3	1	14	16QAM	22.3	-
825.5	20415	3	8	0	16QAM	21.4	-
825.5	20415	3	8	3	16QAM	21.4	-
825.5	20415	3	8	7	16QAM	21.3	-
825.5	20415	3	15	0	16QAM	21.2	-
836.5	20525	3	1	0	QPSK	23.1	-
836.5	20525	3	1	7	QPSK	23.1	-
836.5	20525	3	1	14	QPSK	23.1	-
836.5	20525	3	8	0	QPSK	22.1	-
836.5	20525	3	8	3	QPSK	22.1	-
836.5	20525	3	8	7	QPSK	22.1	-
836.5	20525	3	15	0	QPSK	22.1	-
836.5	20525	3	1	0	16QAM	22.3	-
836.5	20525	3	1	7	16QAM	22.1	-
836.5	20525	3	1	14	16QAM	22.2	-

(Table continues)

Copyright © 2014 TCC Microsoft

(Table continues)

836.5	20525	3	8	0	16QAM	21.2	-
836.5	20525	3	8	3	16QAM	21.2	-
836.5	20525	3	8	7	16QAM	21.2	-
836.5	20525	3	15	0	16QAM	21.1	-
847.5	20635	3	1	0	QPSK	23.3	-
847.5	20635	3	1	7	QPSK	23.3	-
847.5	20635	3	1	14	QPSK	23.2	-
847.5	20635	3	8	0	QPSK	22.4	-
847.5	20635	3	8	3	QPSK	22.2	-
847.5	20635	3	8	7	QPSK	22.2	-
847.5	20635	3	15	0	QPSK	22.2	-
847.5	20635	3	1	0	16QAM	22.2	-
847.5	20635	3	1	7	16QAM	22.1	-
847.5	20635	3	1	14	16QAM	22.1	-
847.5	20635	3	8	0	16QAM	21.5	-
847.5	20635	3	8	3	16QAM	21.4	-
847.5	20635	3	8	7	16QAM	21.4	-
847.5	20635	3	15	0	16QAM	21.4	-
826.5	20425	5	1	0	QPSK	23.3	-
826.5	20425	5	1	12	QPSK	23.3	-
826.5	20425	5	1	24	QPSK	23.3	-
826.5	20425	5	12	0	QPSK	22.3	-
826.5	20425	5	12	6	QPSK	22.3	-
826.5	20425	5	12	13	QPSK	22.3	-
826.5	20425	5	25	0	QPSK	22.2	-
826.5	20425	5	1	0	16QAM	22.2	-
826.5	20425	5	1	12	16QAM	22.1	-
826.5	20425	5	1	24	16QAM	22.0	-
826.5	20425	5	12	0	16QAM	21.3	-
826.5	20425	5	12	6	16QAM	21.4	-
826.5	20425	5	12	13	16QAM	21.4	-
826.5	20425	5	25	0	16QAM	21.3	-
836.5	20525	5	1	0	QPSK	23.1	-
836.5	20525	5	1	12	QPSK	23.0	-
836.5	20525	5	1	24	QPSK	23.1	-
836.5	20525	5	12	0	QPSK	22.1	-
836.5	20525	5	12	6	QPSK	22.0	-

(Table continues)

Copyright © 2014 TCC Microsoft

(Table continues)

836.5	20525	5	12	13	QPSK	22.1	-
836.5	20525	5	25	0	QPSK	21.9	-
836.5	20525	5	1	0	16QAM	21.8	-
836.5	20525	5	1	12	16QAM	21.7	-
836.5	20525	5	1	24	16QAM	21.7	-
836.5	20525	5	12	0	16QAM	21.2	-
836.5	20525	5	12	6	16QAM	21.2	-
836.5	20525	5	12	13	16QAM	21.1	-
836.5	20525	5	25	0	16QAM	21.0	-
846.5	20625	5	1	0	QPSK	23.3	-
846.5	20625	5	1	12	QPSK	23.3	-
846.5	20625	5	1	24	QPSK	23.2	-
846.5	20625	5	12	0	QPSK	22.3	-
846.5	20625	5	12	6	QPSK	22.3	-
846.5	20625	5	12	13	QPSK	22.3	-
846.5	20625	5	25	0	QPSK	22.3	-
846.5	20625	5	1	0	16QAM	22.0	-
846.5	20625	5	1	12	16QAM	22.0	-
846.5	20625	5	1	24	16QAM	21.9	-
846.5	20625	5	12	0	16QAM	21.4	-
846.5	20625	5	12	6	16QAM	21.4	-
846.5	20625	5	12	13	16QAM	21.3	-
846.5	20625	5	25	0	16QAM	21.3	-
829.0	20450	10	1	0	QPSK	23.3	-
829.0	20450	10	1	24	QPSK	23.2	-
829.0	20450	10	1	49	QPSK	23.1	-
829.0	20450	10	25	0	QPSK	22.1	-
829.0	20450	10	25	12	QPSK	22.2	-
829.0	20450	10	25	25	QPSK	22.0	-
829.0	20450	10	50	0	QPSK	22.3	-
829.0	20450	10	1	0	16QAM	22.0	-
829.0	20450	10	1	24	16QAM	21.8	-
829.0	20450	10	1	49	16QAM	21.8	-
829.0	20450	10	25	0	16QAM	21.2	-
829.0	20450	10	25	12	16QAM	21.1	-
829.0	20450	10	25	25	16QAM	21.1	-
829.0	20450	10	50	0	16QAM	21.1	-

(Table continues)

Copyright © 2014 TCC Microsoft

(Table continues)

836.5	20525	10	1	0	QPSK	23.2	-
836.5	20525	10	1	24	QPSK	23.0	-
836.5	20525	10	1	49	QPSK	23.1	-
836.5	20525	10	25	0	QPSK	22.0	-
836.5	20525	10	25	12	QPSK	22.0	-
836.5	20525	10	25	25	QPSK	21.9	-
836.5	20525	10	50	0	QPSK	22.0	-
836.5	20525	10	1	0	16QAM	21.9	-
836.5	20525	10	1	24	16QAM	21.7	-
836.5	20525	10	1	49	16QAM	21.9	-
836.5	20525	10	25	0	16QAM	21.1	-
836.5	20525	10	25	12	16QAM	21.0	-
836.5	20525	10	25	25	16QAM	21.0	-
836.5	20525	10	50	0	16QAM	20.9	-
844.0	20600	10	1	0	QPSK	23.0	-
844.0	20600	10	1	24	QPSK	23.1	-
844.0	20600	10	1	49	QPSK	23.1	-
844.0	20600	10	25	0	QPSK	22.1	-
844.0	20600	10	25	12	QPSK	22.1	-
844.0	20600	10	25	25	QPSK	22.1	-
844.0	20600	10	50	0	QPSK	22.2	-
844.0	20600	10	1	0	16QAM	21.8	-
844.0	20600	10	1	24	16QAM	22.0	-
844.0	20600	10	1	49	16QAM	21.9	-
844.0	20600	10	25	0	16QAM	21.0	-
844.0	20600	10	25	12	16QAM	21.1	-
844.0	20600	10	25	25	16QAM	21.1	-
844.0	20600	10	50	0	16QAM	21.1	-

Copyright © 2014 TCC Microsoft

Type: RM-985; Serial number: 004402/47/815349/1, HW: 0200, SW: 02030.00000.14271.24000 used for LTE1700/2100 (Band4) for Head and Body-worn SAR measurements.

"Max Average Power (dBm)" column lists measured powers with MPR active. The "Reduced Power (dBm)" column lists measured powers with MPR and A-MPR active (as defined by 3GPP TS 36.101). A-MPR is not specified for LTE1700/2100 (Band 4) in 1.4MHz Channel BW in this specification (Table 6.2.4-1).

Frequency (MHz)	Channel Number	Bandwidth (MHz)	RB Number	RB Offset	Modulation	Max Average Power (dBm)	Reduced Power(dBm)
1710.7	19957	1.4	1	0	QPSK	23.8	-
1710.7	19957	1.4	1	2	QPSK	23.7	-
1710.7	19957	1.4	1	5	QPSK	23.8	-
1710.7	19957	1.4	3	0	QPSK	23.8	-
1710.7	19957	1.4	3	2	QPSK	23.7	-
1710.7	19957	1.4	3	3	QPSK	23.8	-
1710.7	19957	1.4	6	0	QPSK	22.7	-
1710.7	19957	1.4	1	0	16QAM	22.7	-
1710.7	19957	1.4	1	2	16QAM	22.6	-
1710.7	19957	1.4	1	5	16QAM	22.6	-
1710.7	19957	1.4	3	0	16QAM	22.7	-
1710.7	19957	1.4	3	2	16QAM	22.7	-
1710.7	19957	1.4	3	3	16QAM	22.7	-
1710.7	19957	1.4	6	0	16QAM	21.6	-
1732.5	20175	1.4	1	0	QPSK	23.5	-
1732.5	20175	1.4	1	2	QPSK	23.5	-
1732.5	20175	1.4	1	5	QPSK	23.5	-
1732.5	20175	1.4	3	0	QPSK	23.5	-
1732.5	20175	1.4	3	2	QPSK	23.4	-
1732.5	20175	1.4	3	3	QPSK	23.5	-
1732.5	20175	1.4	6	0	QPSK	22.4	-
1732.5	20175	1.4	1	0	16QAM	22.4	-
1732.5	20175	1.4	1	2	16QAM	22.4	-
1732.5	20175	1.4	1	5	16QAM	22.4	-
1732.5	20175	1.4	3	0	16QAM	22.4	-
1732.5	20175	1.4	3	2	16QAM	22.4	-
1732.5	20175	1.4	3	3	16QAM	22.5	-
1732.5	20175	1.4	6	0	16QAM	21.4	-

(Table continues)

Copyright © 2014 TCC Microsoft

(Table continues)

1754.3	20393	1.4	1	0	QPSK	23.7	-
1754.3	20393	1.4	1	2	QPSK	23.7	-
1754.3	20393	1.4	1	5	QPSK	23.7	-
1754.3	20393	1.4	3	0	QPSK	23.7	-
1754.3	20393	1.4	3	2	QPSK	23.7	-
1754.3	20393	1.4	3	3	QPSK	23.7	-
1754.3	20393	1.4	6	0	QPSK	22.7	-
1754.3	20393	1.4	1	0	16QAM	22.7	-
1754.3	20393	1.4	1	2	16QAM	22.8	-
1754.3	20393	1.4	1	5	16QAM	22.7	-
1754.3	20393	1.4	3	0	16QAM	22.6	-
1754.3	20393	1.4	3	2	16QAM	22.6	-
1754.3	20393	1.4	3	3	16QAM	22.6	-
1754.3	20393	1.4	6	0	16QAM	21.6	-
1711.5	19965	3	1	0	QPSK	23.8	23.8
1711.5	19965	3	1	7	QPSK	23.8	23.7
1711.5	19965	3	1	14	QPSK	23.8	23.8
1711.5	19965	3	8	0	QPSK	22.7	21.7
1711.5	19965	3	8	3	QPSK	22.7	21.7
1711.5	19965	3	8	7	QPSK	22.7	21.7
1711.5	19965	3	15	0	QPSK	22.7	21.8
1711.5	19965	3	1	0	16QAM	22.8	22.9
1711.5	19965	3	1	7	16QAM	22.8	22.8
1711.5	19965	3	1	14	16QAM	22.8	22.9
1732.5	20175	3	8	0	16QAM	21.8	20.8
1732.5	20175	3	8	3	16QAM	21.8	20.7
1732.5	20175	3	8	7	16QAM	21.8	20.7
1732.5	20175	3	15	0	16QAM	21.7	20.8
1732.5	20175	3	1	0	QPSK	23.5	23.5
1732.5	20175	3	1	7	QPSK	23.5	23.4
1732.5	20175	3	1	14	QPSK	23.5	23.4
1732.5	20175	3	8	0	QPSK	22.4	21.4
1732.5	20175	3	8	3	QPSK	22.4	21.4
1732.5	20175	3	8	7	QPSK	22.4	21.4
1732.5	20175	3	15	0	QPSK	22.4	21.4
1732.5	20175	3	1	0	16QAM	22.6	22.6
1732.5	20175	3	1	7	16QAM	22.5	22.5
1732.5	20175	3	1	14	16QAM	22.5	22.6

(Table continues)

Copyright © 2014 TCC Microsoft

(Table continues)

1732.5	20175	3	8	0	16QAM	21.5	20.4
1732.5	20175	3	8	3	16QAM	21.4	20.4
1732.5	20175	3	8	7	16QAM	21.5	20.4
1732.5	20175	3	15	0	16QAM	21.4	20.5
1753.5	20385	3	1	0	QPSK	23.7	23.7
1753.5	20385	3	1	7	QPSK	23.7	23.7
1753.5	20385	3	1	14	QPSK	23.7	23.7
1753.5	20385	3	8	0	QPSK	22.7	21.6
1753.5	20385	3	8	3	QPSK	22.6	21.6
1753.5	20385	3	8	7	QPSK	22.7	21.6
1753.5	20385	3	15	0	QPSK	22.7	21.6
1753.5	20385	3	1	0	16QAM	22.8	22.5
1753.5	20385	3	1	7	16QAM	22.7	22.5
1753.5	20385	3	1	14	16QAM	22.7	22.4
1753.5	20385	3	8	0	16QAM	21.7	20.7
1753.5	20385	3	8	3	16QAM	21.7	20.7
1753.5	20385	3	8	7	16QAM	21.7	20.7
1753.5	20385	3	15	0	16QAM	21.6	20.6
1712.5	19975	5	1	0	QPSK	23.7	23.7
1712.5	19975	5	1	12	QPSK	23.7	23.8
1712.5	19975	5	1	24	QPSK	23.8	23.8
1712.5	19975	5	12	0	QPSK	22.7	21.7
1712.5	19975	5	12	6	QPSK	22.7	21.7
1712.5	19975	5	12	13	QPSK	22.7	21.7
1712.5	19975	5	25	0	QPSK	22.7	21.7
1712.5	19975	5	1	0	16QAM	22.5	22.6
1712.5	19975	5	1	12	16QAM	22.5	22.5
1712.5	19975	5	1	24	16QAM	22.5	22.6
1712.5	19975	5	12	0	16QAM	21.9	20.8
1712.5	19975	5	12	6	16QAM	21.8	20.8
1712.5	19975	5	12	13	16QAM	21.8	20.8
1712.5	19975	5	25	0	16QAM	21.8	20.8
1732.5	20175	5	1	0	QPSK	23.5	23.6
1732.5	20175	5	1	12	QPSK	23.4	23.4
1732.5	20175	5	1	24	QPSK	23.4	23.4
1732.5	20175	5	12	0	QPSK	22.4	21.4
1732.5	20175	5	12	6	QPSK	22.4	21.4

(Table continues)

Copyright © 2014 TCC Microsoft

(Table continues)

1732.5	20175	5	12	13	QPSK	22.4	21.4
1732.5	20175	5	25	0	QPSK	22.4	21.4
1732.5	20175	5	1	0	16QAM	22.3	22.4
1732.5	20175	5	1	12	16QAM	22.2	22.3
1732.5	20175	5	1	24	16QAM	22.2	22.3
1732.5	20175	5	12	0	16QAM	21.5	20.4
1732.5	20175	5	12	6	16QAM	21.5	20.4
1732.5	20175	5	12	13	16QAM	21.5	20.4
1732.5	20175	5	25	0	16QAM	21.5	20.4
1752.5	20375	5	1	0	QPSK	23.7	23.7
1752.5	20375	5	1	12	QPSK	23.7	23.7
1752.5	20375	5	1	24	QPSK	23.6	23.7
1752.5	20375	5	12	0	QPSK	22.6	21.6
1752.5	20375	5	12	6	QPSK	22.6	21.6
1752.5	20375	5	12	13	QPSK	22.7	21.6
1752.5	20375	5	25	0	QPSK	22.7	21.6
1752.5	20375	5	1	0	16QAM	22.3	22.6
1752.5	20375	5	1	12	16QAM	22.2	22.5
1752.5	20375	5	1	24	16QAM	22.2	22.5
1752.5	20375	5	12	0	16QAM	21.7	20.6
1752.5	20375	5	12	6	16QAM	21.7	20.6
1752.5	20375	5	12	13	16QAM	21.7	20.6
1752.5	20375	5	25	0	16QAM	21.7	20.7
1715.0	20000	10	1	0	QPSK	23.8	23.8
1715.0	20000	10	1	24	QPSK	23.8	23.8
1715.0	20000	10	1	49	QPSK	23.7	23.8
1715.0	20000	10	25	0	QPSK	22.7	21.7
1715.0	20000	10	25	12	QPSK	22.7	21.8
1715.0	20000	10	25	25	QPSK	22.8	21.8
1715.0	20000	10	50	0	QPSK	22.8	21.8
1715.0	20000	10	1	0	16QAM	22.4	22.8
1715.0	20000	10	1	24	16QAM	22.4	22.8
1715.0	20000	10	1	49	16QAM	22.3	22.7
1715.0	20000	10	25	0	16QAM	21.8	20.7
1715.0	20000	10	25	12	16QAM	21.8	20.7
1715.0	20000	10	25	25	16QAM	21.8	20.8
1715.0	20000	10	50	0	16QAM	21.8	20.7

(Table continues)

Copyright © 2014 TCC Microsoft

(Table continues)

1732.5	20175	10	1	0	QPSK	23.7	23.8
1732.5	20175	10	1	24	QPSK	23.4	23.5
1732.5	20175	10	1	49	QPSK	23.6	23.6
1732.5	20175	10	25	0	QPSK	22.6	21.5
1732.5	20175	10	25	12	QPSK	22.4	21.4
1732.5	20175	10	25	25	QPSK	22.4	21.3
1732.5	20175	10	50	0	QPSK	22.4	21.4
1732.5	20175	10	1	0	16QAM	22.4	22.7
1732.5	20175	10	1	24	16QAM	22.1	22.5
1732.5	20175	10	1	49	16QAM	22.2	22.6
1732.5	20175	10	25	0	16QAM	21.5	20.5
1732.5	20175	10	25	12	16QAM	21.4	20.4
1732.5	20175	10	25	25	16QAM	21.5	20.5
1732.5	20175	10	50	0	16QAM	21.4	20.4
1750.0	20350	10	1	0	QPSK	23.8	23.7
1750.0	20350	10	1	24	QPSK	23.7	23.7
1750.0	20350	10	1	49	QPSK	23.7	23.7
1750.0	20350	10	25	0	QPSK	22.6	21.6
1750.0	20350	10	25	12	QPSK	22.7	21.6
1750.0	20350	10	25	25	QPSK	22.6	21.6
1750.0	20350	10	50	0	QPSK	22.7	21.6
1750.0	20350	10	1	0	16QAM	22.5	22.9
1750.0	20350	10	1	24	16QAM	22.3	22.8
1750.0	20350	10	1	49	16QAM	22.3	22.7
1750.0	20350	10	25	0	16QAM	21.7	20.7
1750.0	20350	10	25	12	16QAM	21.7	20.7
1750.0	20350	10	25	25	16QAM	21.7	20.6
1750.0	20350	10	50	0	16QAM	21.6	20.7
1717.5	20025	15	1	0	QPSK	23.7	23.8
1717.5	20025	15	1	36	QPSK	23.8	23.8
1717.5	20025	15	1	74	QPSK	23.6	23.7
1717.5	20025	15	37	0	QPSK	22.8	21.8
1717.5	20025	15	37	18	QPSK	22.8	21.8
1717.5	20025	15	37	38	QPSK	22.7	21.6
1717.5	20025	15	75	0	QPSK	22.8	21.8
1717.5	20025	15	1	0	16QAM	22.6	22.8
1717.5	20025	15	1	36	16QAM	22.6	22.8
1717.5	20025	15	1	74	16QAM	22.4	22.6

(Table continues)

Copyright © 2014 TCC Microsoft

(Table continues)

1717.5	20025	15	37	0	16QAM	21.7	20.7
1717.5	20025	15	37	18	16QAM	21.8	20.8
1717.5	20025	15	37	38	16QAM	21.6	20.7
1717.5	20025	15	75	0	16QAM	21.8	20.8
1732.5	20175	15	1	0	QPSK	23.7	23.7
1732.5	20175	15	1	36	QPSK	23.4	23.4
1732.5	20175	15	1	74	QPSK	23.5	23.6
1732.5	20175	15	37	0	QPSK	22.6	21.7
1732.5	20175	15	37	18	QPSK	22.4	21.4
1732.5	20175	15	37	38	QPSK	22.4	21.4
1732.5	20175	15	75	0	QPSK	22.5	21.5
1732.5	20175	15	1	0	16QAM	22.6	22.6
1732.5	20175	15	1	36	16QAM	22.2	22.2
1732.5	20175	15	1	74	16QAM	22.4	22.4
1732.5	20175	15	37	0	16QAM	21.6	20.7
1732.5	20175	15	37	18	16QAM	21.4	20.4
1732.5	20175	15	37	38	16QAM	21.4	20.4
1732.5	20175	15	75	0	16QAM	21.6	20.6
1747.5	20325	15	1	0	QPSK	23.7	23.7
1747.5	20325	15	1	36	QPSK	23.6	23.6
1747.5	20325	15	1	74	QPSK	23.6	23.6
1747.5	20325	15	37	0	QPSK	22.7	21.7
1747.5	20325	15	37	18	QPSK	22.7	21.6
1747.5	20325	15	37	38	QPSK	22.6	21.6
1747.5	20325	15	75	0	QPSK	22.6	21.6
1747.5	20325	15	1	0	16QAM	22.8	22.5
1747.5	20325	15	1	36	16QAM	22.8	22.5
1747.5	20325	15	1	74	16QAM	22.8	22.4
1747.5	20325	15	37	0	16QAM	21.7	20.7
1747.5	20325	15	37	18	16QAM	21.6	20.7
1747.5	20325	15	37	38	16QAM	21.5	20.7
1747.5	20325	15	75	0	16QAM	21.6	20.7
1720.0	20050	20	1	0	QPSK	23.8	23.8
1720.0	20050	20	1	49	QPSK	23.7	23.7
1720.0	20050	20	1	99	QPSK	23.5	23.5
1720.0	20050	20	50	0	QPSK	22.8	21.8
1720.0	20050	20	50	24	QPSK	22.8	21.8

(Table continues)

Copyright © 2014 TCC Microsoft

(Table continues)

1720.0	20050	20	50	50	QPSK	22.6	21.6
1720.0	20050	20	100	0	QPSK	22.8	21.8
1720.0	20050	20	1	0	16QAM	22.9	22.4
1720.0	20050	20	1	49	16QAM	22.8	22.3
1720.0	20050	20	1	99	16QAM	22.6	22.1
1720.0	20050	20	50	0	16QAM	21.8	20.9
1720.0	20050	20	50	24	16QAM	21.8	20.8
1720.0	20050	20	50	50	16QAM	21.6	20.7
1720.0	20050	20	100	0	16QAM	21.8	20.8
1732.5	20175	20	1	0	QPSK	23.8	23.7
1732.5	20175	20	1	49	QPSK	23.4	23.4
1732.5	20175	20	1	99	QPSK	23.6	23.6
1732.5	20175	20	50	0	QPSK	22.7	21.7
1732.5	20175	20	50	24	QPSK	22.5	21.4
1732.5	20175	20	50	50	QPSK	22.5	21.4
1732.5	20175	20	100	0	QPSK	22.6	21.6
1732.5	20175	20	1	0	16QAM	23.0	22.5
1732.5	20175	20	1	49	16QAM	22.6	22.6
1732.5	20175	20	1	99	16QAM	22.8	22.2
1732.5	20175	20	50	0	16QAM	21.7	20.7
1732.5	20175	20	50	24	16QAM	21.4	20.5
1732.5	20175	20	50	50	16QAM	21.4	20.5
1732.5	20175	20	100	0	16QAM	21.6	20.6
1745.0	20300	20	1	0	QPSK	23.7	23.7
1745.0	20300	20	1	49	QPSK	23.7	23.7
1745.0	20300	20	1	99	QPSK	23.7	23.7
1745.0	20300	20	50	0	QPSK	22.7	21.7
1745.0	20300	20	50	24	QPSK	22.7	21.6
1745.0	20300	20	50	50	QPSK	22.7	21.6
1745.0	20300	20	100	0	QPSK	22.7	21.6
1745.0	20300	20	1	0	16QAM	22.8	22.4
1745.0	20300	20	1	49	16QAM	22.9	22.4
1745.0	20300	20	1	99	16QAM	22.8	22.3
1745.0	20300	20	50	0	16QAM	21.7	20.6
1745.0	20300	20	50	24	16QAM	21.7	20.5
1745.0	20300	20	50	50	16QAM	21.7	20.6
1745.0	20300	20	100	0	16QAM	21.6	20.7

Copyright © 2014 TCC Microsoft

Type: RM-983; Serial number: 004402/47/815312/9, HW: 0200, SW: 02030.00000.14271.24000 used for LTE1700/2100 (Band4) for Wireless Router SAR measurements.

"Max Average Power (dBm)" column lists measured powers with MPR active. The "Reduced Power (dBm)" column lists measured powers with MPR and A-MPR active (as defined by 3GPP TS 36.101). A-MPR is not specified for LTE1700/2100 (Band 4) in 1.4MHz Channel BW in this specification (Table 6.2.4-1).

Frequency (MHz)	Channel Number	Bandwidth (MHz)	RB Number	RB Offset	Modulation	Max Average Power (dBm)	Reduced Power(dBm)
1710.7	19957	1.4	1	0	QPSK	19.6	-
1710.7	19957	1.4	1	2	QPSK	19.6	-
1710.7	19957	1.4	1	5	QPSK	19.6	-
1710.7	19957	1.4	3	0	QPSK	19.6	-
1710.7	19957	1.4	3	2	QPSK	19.6	-
1710.7	19957	1.4	3	3	QPSK	19.6	-
1710.7	19957	1.4	6	0	QPSK	18.7	-
1710.7	19957	1.4	1	0	16QAM	18.6	-
1710.7	19957	1.4	1	2	16QAM	18.6	-
1710.7	19957	1.4	1	5	16QAM	18.6	-
1710.7	19957	1.4	3	0	16QAM	18.7	-
1710.7	19957	1.4	3	2	16QAM	18.6	-
1710.7	19957	1.4	3	3	16QAM	18.6	-
1710.7	19957	1.4	6	0	16QAM	17.6	-
1732.5	20175	1.4	1	0	QPSK	19.5	-
1732.5	20175	1.4	1	2	QPSK	19.4	-
1732.5	20175	1.4	1	5	QPSK	19.5	-
1732.5	20175	1.4	3	0	QPSK	19.5	-
1732.5	20175	1.4	3	2	QPSK	19.4	-
1732.5	20175	1.4	3	3	QPSK	19.5	-
1732.5	20175	1.4	6	0	QPSK	18.5	-
1732.5	20175	1.4	1	0	16QAM	18.6	-
1732.5	20175	1.4	1	2	16QAM	18.6	-
1732.5	20175	1.4	1	5	16QAM	18.6	-
1732.5	20175	1.4	3	0	16QAM	18.5	-
1732.5	20175	1.4	3	2	16QAM	18.4	-
1732.5	20175	1.4	3	3	16QAM	18.5	-
1732.5	20175	1.4	6	0	16QAM	17.5	-

(Table continues)

Copyright © 2014 TCC Microsoft

(Table continues)

1754.3	20393	1.4	1	0	QPSK	19.6	-
1754.3	20393	1.4	1	2	QPSK	19.6	-
1754.3	20393	1.4	1	5	QPSK	19.6	-
1754.3	20393	1.4	3	0	QPSK	19.6	-
1754.3	20393	1.4	3	2	QPSK	19.5	-
1754.3	20393	1.4	3	3	QPSK	19.5	-
1754.3	20393	1.4	6	0	QPSK	18.6	-
1754.3	20393	1.4	1	0	16QAM	18.7	-
1754.3	20393	1.4	1	2	16QAM	18.8	-
1754.3	20393	1.4	1	5	16QAM	18.7	-
1754.3	20393	1.4	3	0	16QAM	18.5	-
1754.3	20393	1.4	3	2	16QAM	18.4	-
1754.3	20393	1.4	3	3	16QAM	18.5	-
1754.3	20393	1.4	6	0	16QAM	17.6	-
1711.5	19965	3	1	0	QPSK	19.6	19.6
1711.5	19965	3	1	7	QPSK	19.7	19.6
1711.5	19965	3	1	14	QPSK	19.6	19.6
1711.5	19965	3	8	0	QPSK	18.7	17.6
1711.5	19965	3	8	3	QPSK	18.6	17.6
1711.5	19965	3	8	7	QPSK	18.6	17.6
1711.5	19965	3	15	0	QPSK	18.7	17.6
1711.5	19965	3	1	0	16QAM	18.8	18.8
1711.5	19965	3	1	7	16QAM	18.7	18.7
1711.5	19965	3	1	14	16QAM	18.7	18.7
1732.5	20175	3	8	0	16QAM	17.7	16.6
1732.5	20175	3	8	3	16QAM	17.7	16.6
1732.5	20175	3	8	7	16QAM	17.7	16.6
1732.5	20175	3	15	0	16QAM	17.6	16.6
1732.5	20175	3	1	0	QPSK	19.5	19.5
1732.5	20175	3	1	7	QPSK	19.5	19.4
1732.5	20175	3	1	14	QPSK	19.5	19.5
1732.5	20175	3	8	0	QPSK	18.5	17.5
1732.5	20175	3	8	3	QPSK	18.5	17.5
1732.5	20175	3	8	7	QPSK	18.6	17.5
1732.5	20175	3	15	0	QPSK	18.5	17.6
1732.5	20175	3	1	0	16QAM	18.6	18.7
1732.5	20175	3	1	7	16QAM	18.6	18.6

(Table continues)

Copyright © 2014 TCC Microsoft

(Table continues)

1732.5	20175	3	1	14	16QAM	18.6	18.7
1732.5	20175	3	8	0	16QAM	17.6	16.5
1732.5	20175	3	8	3	16QAM	17.6	16.5
1732.5	20175	3	8	7	16QAM	17.6	16.5
1732.5	20175	3	15	0	16QAM	17.5	16.5
1753.5	20385	3	1	0	QPSK	19.6	19.6
1753.5	20385	3	1	7	QPSK	19.6	19.5
1753.5	20385	3	1	14	QPSK	19.6	19.6
1753.5	20385	3	8	0	QPSK	18.5	17.6
1753.5	20385	3	8	3	QPSK	18.6	17.6
1753.5	20385	3	8	7	QPSK	18.5	17.6
1753.5	20385	3	15	0	QPSK	18.6	17.6
1753.5	20385	3	1	0	16QAM	18.4	18.8
1753.5	20385	3	1	7	16QAM	18.3	18.7
1753.5	20385	3	1	14	16QAM	18.3	18.7
1753.5	20385	3	8	0	16QAM	17.7	16.6
1753.5	20385	3	8	3	16QAM	17.7	16.6
1753.5	20385	3	8	7	16QAM	17.7	16.6
1753.5	20385	3	15	0	16QAM	17.6	16.6
1712.5	19975	5	1	0	QPSK	19.6	19.6
1712.5	19975	5	1	12	QPSK	19.6	19.6
1712.5	19975	5	1	24	QPSK	19.5	19.5
1712.5	19975	5	12	0	QPSK	18.6	17.7
1712.5	19975	5	12	6	QPSK	18.6	17.6
1712.5	19975	5	12	13	QPSK	18.5	17.6
1712.5	19975	5	25	0	QPSK	18.5	17.6
1712.5	19975	5	1	0	16QAM	18.4	18.5
1712.5	19975	5	1	12	16QAM	18.4	18.5
1712.5	19975	5	1	24	16QAM	18.3	18.4
1712.5	19975	5	12	0	16QAM	17.7	16.7
1712.5	19975	5	12	6	16QAM	17.7	16.6
1712.5	19975	5	12	13	16QAM	17.6	16.6
1712.5	19975	5	25	0	16QAM	17.6	16.6
1732.5	20175	5	1	0	QPSK	19.5	19.6
1732.5	20175	5	1	12	QPSK	19.4	19.5
1732.5	20175	5	1	24	QPSK	19.5	19.6
1732.5	20175	5	12	0	QPSK	18.5	17.5

(Table continues)

Copyright © 2014 TCC Microsoft

(Table continues)

1732.5	20175	5	12	6	QPSK	18.5	17.5
1732.5	20175	5	12	13	QPSK	18.5	17.5
1732.5	20175	5	25	0	QPSK	18.4	17.5
1732.5	20175	5	1	0	16QAM	18.2	18.4
1732.5	20175	5	1	12	16QAM	18.1	18.3
1732.5	20175	5	1	24	16QAM	18.2	18.5
1732.5	20175	5	12	0	16QAM	17.6	16.5
1732.5	20175	5	12	6	16QAM	17.6	16.5
1732.5	20175	5	12	13	16QAM	17.6	16.5
1732.5	20175	5	25	0	16QAM	17.6	16.5
1752.5	20375	5	1	0	QPSK	19.5	19.5
1752.5	20375	5	1	12	QPSK	19.5	19.5
1752.5	20375	5	1	24	QPSK	19.5	19.5
1752.5	20375	5	12	0	QPSK	18.5	17.5
1752.5	20375	5	12	6	QPSK	18.5	17.6
1752.5	20375	5	12	13	QPSK	18.5	17.6
1752.5	20375	5	25	0	QPSK	18.4	17.5
1752.5	20375	5	1	0	16QAM	18.1	18.4
1752.5	20375	5	1	12	16QAM	18.2	18.4
1752.5	20375	5	1	24	16QAM	18.1	18.4
1752.5	20375	5	12	0	16QAM	17.6	16.5
1752.5	20375	5	12	6	16QAM	17.7	16.5
1752.5	20375	5	12	13	16QAM	17.7	16.5
1752.5	20375	5	25	0	16QAM	17.5	16.5
1715.0	20000	10	1	0	QPSK	19.6	19.6
1715.0	20000	10	1	24	QPSK	19.5	19.5
1715.0	20000	10	1	49	QPSK	19.5	19.5
1715.0	20000	10	25	0	QPSK	18.6	17.5
1715.0	20000	10	25	12	QPSK	18.6	17.5
1715.0	20000	10	25	25	QPSK	18.6	17.5
1715.0	20000	10	50	0	QPSK	18.5	17.5
1715.0	20000	10	1	0	16QAM	18.3	18.6
1715.0	20000	10	1	24	16QAM	18.2	18.5
1715.0	20000	10	1	49	16QAM	18.2	18.6
1715.0	20000	10	25	0	16QAM	17.6	16.5
1715.0	20000	10	25	12	16QAM	17.6	16.6
1715.0	20000	10	25	25	16QAM	17.6	16.5
1715.0	20000	10	50	0	16QAM	17.5	16.5

(Table continues)

Copyright © 2014 TCC Microsoft

(Table continues)

1732.5	20175	10	1	0	QPSK	18.4	18.8
1732.5	20175	10	1	24	QPSK	18.2	18.6
1732.5	20175	10	1	49	QPSK	18.4	18.8
1732.5	20175	10	25	0	QPSK	17.6	16.6
1732.5	20175	10	25	12	QPSK	17.6	16.5
1732.5	20175	10	25	25	QPSK	17.7	16.5
1732.5	20175	10	50	0	QPSK	17.5	16.5
1732.5	20175	10	1	0	16QAM	18.4	18.8
1732.5	20175	10	1	24	16QAM	18.2	18.6
1732.5	20175	10	1	49	16QAM	18.4	18.8
1732.5	20175	10	25	0	16QAM	17.6	16.6
1732.5	20175	10	25	12	16QAM	17.6	16.5
1732.5	20175	10	25	25	16QAM	17.7	16.5
1732.5	20175	10	50	0	16QAM	17.5	16.5
1750.0	20350	10	1	0	QPSK	18.2	18.5
1750.0	20350	10	1	24	QPSK	18.2	18.6
1750.0	20350	10	1	49	QPSK	18.3	18.6
1750.0	20350	10	25	0	QPSK	17.5	16.5
1750.0	20350	10	25	12	QPSK	17.5	16.5
1750.0	20350	10	25	25	QPSK	17.5	16.5
1750.0	20350	10	50	0	QPSK	17.4	16.4
1750.0	20350	10	1	0	16QAM	18.2	18.5
1750.0	20350	10	1	24	16QAM	18.2	18.6
1750.0	20350	10	1	49	16QAM	18.3	18.6
1750.0	20350	10	25	0	16QAM	17.5	16.5
1750.0	20350	10	25	12	16QAM	17.5	16.5
1750.0	20350	10	25	25	16QAM	17.5	16.5
1750.0	20350	10	50	0	16QAM	17.4	16.4
1717.5	20025	15	1	0	QPSK	19.6	19.6
1717.5	20025	15	1	36	QPSK	19.5	19.6
1717.5	20025	15	1	74	QPSK	19.5	19.6
1717.5	20025	15	37	0	QPSK	18.6	17.6
1717.5	20025	15	37	18	QPSK	18.6	17.5
1717.5	20025	15	37	38	QPSK	18.5	17.5
1717.5	20025	15	75	0	QPSK	18.6	17.6
1717.5	20025	15	1	0	16QAM	18.5	18.8
1717.5	20025	15	1	36	16QAM	18.4	18.7
1717.5	20025	15	1	74	16QAM	18.4	18.8

(Table continues)

Copyright © 2014 TCC Microsoft

(Table continues)

1717.5	20025	15	37	0	16QAM	18.5	16.6
1717.5	20025	15	37	18	16QAM	18.4	16.6
1717.5	20025	15	37	38	16QAM	18.4	16.5
1717.5	20025	15	75	0	16QAM	18.5	16.5
1732.5	20175	15	1	0	QPSK	19.7	19.7
1732.5	20175	15	1	36	QPSK	19.4	19.5
1732.5	20175	15	1	74	QPSK	19.6	19.6
1732.5	20175	15	37	0	QPSK	18.7	17.7
1732.5	20175	15	37	18	QPSK	18.5	17.5
1732.5	20175	15	37	38	QPSK	18.7	17.7
1732.5	20175	15	75	0	QPSK	18.6	17.6
1732.5	20175	15	1	0	16QAM	18.9	18.8
1732.5	20175	15	1	36	16QAM	18.6	18.5
1732.5	20175	15	1	74	16QAM	18.8	18.5
1732.5	20175	15	37	0	16QAM	17.7	16.7
1732.5	20175	15	37	18	16QAM	17.5	16.4
1732.5	20175	15	37	38	16QAM	17.7	16.7
1732.5	20175	15	75	0	16QAM	17.6	16.6
1747.5	20325	15	1	0	QPSK	19.6	19.5
1747.5	20325	15	1	36	QPSK	19.5	19.4
1747.5	20325	15	1	74	QPSK	19.5	19.5
1747.5	20325	15	37	0	QPSK	18.3	17.4
1747.5	20325	15	37	18	QPSK	18.3	17.4
1747.5	20325	15	37	38	QPSK	18.4	17.5
1747.5	20325	15	75	0	QPSK	18.4	17.5
1747.5	20325	15	1	0	16QAM	18.8	18.4
1747.5	20325	15	1	36	16QAM	18.6	18.3
1747.5	20325	15	1	74	16QAM	18.7	18.3
1747.5	20325	15	37	0	16QAM	17.3	16.4
1747.5	20325	15	37	18	16QAM	17.3	16.4
1747.5	20325	15	37	38	16QAM	17.5	16.5
1747.5	20325	15	75	0	16QAM	17.5	16.4
1720.0	20050	20	1	0	QPSK	19.7	19.6
1720.0	20050	20	1	49	QPSK	19.5	19.5
1720.0	20050	20	1	99	QPSK	19.5	19.5
1720.0	20050	20	50	0	QPSK	18.6	17.6
1720.0	20050	20	50	24	QPSK	18.6	17.6

(Table continues)

Copyright © 2014 TCC Microsoft

(Table continues)

1720.0	20050	20	50	50	QPSK	18.6	17.6
1720.0	20050	20	100	0	QPSK	18.7	17.7
1720.0	20050	20	1	0	16QAM	18.9	18.3
1720.0	20050	20	1	49	16QAM	18.7	18.2
1720.0	20050	20	1	99	16QAM	18.7	18.1
1720.0	20050	20	50	0	16QAM	17.6	16.5
1720.0	20050	20	50	24	16QAM	17.6	16.5
1720.0	20050	20	50	50	16QAM	17.7	16.6
1720.0	20050	20	100	0	16QAM	17.7	16.6
1732.5	20175	20	1	0	QPSK	19.7	19.6
1732.5	20175	20	1	49	QPSK	19.5	19.4
1732.5	20175	20	1	99	QPSK	19.4	19.4
1732.5	20175	20	50	0	QPSK	18.8	17.7
1732.5	20175	20	50	24	QPSK	18.5	17.5
1732.5	20175	20	50	50	QPSK	18.6	17.7
1732.5	20175	20	100	0	QPSK	18.6	17.7
1732.5	20175	20	1	0	16QAM	18.9	18.3
1732.5	20175	20	1	49	16QAM	18.7	18.1
1732.5	20175	20	1	99	16QAM	18.6	18
1732.5	20175	20	50	0	16QAM	17.7	16.7
1732.5	20175	20	50	24	16QAM	17.5	16.5
1732.5	20175	20	50	50	16QAM	17.7	16.6
1732.5	20175	20	100	0	16QAM	17.6	16.6
1745.0	20300	20	1	0	QPSK	19.7	19.6
1745.0	20300	20	1	49	QPSK	19.3	19.3
1745.0	20300	20	1	99	QPSK	19.5	19.5
1745.0	20300	20	50	0	QPSK	18.7	17.7
1745.0	20300	20	50	24	QPSK	18.3	17.3
1745.0	20300	20	50	50	QPSK	18.4	17.5
1745.0	20300	20	100	0	QPSK	18.6	17.5
1745.0	20300	20	1	0	16QAM	18.6	18.4
1745.0	20300	20	1	49	16QAM	18.2	18
1745.0	20300	20	1	99	16QAM	18.4	18.2
1745.0	20300	20	50	0	16QAM	17.7	16.7
1745.0	20300	20	50	24	16QAM	17.4	16.3
1745.0	20300	20	50	50	16QAM	17.5	16.5
1745.0	20300	20	100	0	16QAM	17.5	16.5

Copyright © 2014 TCC Microsoft

Type: RM-985; Serial number: 004402/47/815349/1, HW: 0200, SW: 02030.00000.14271.24000 used for LTE1900 (Band2) for Head and Body-worn SAR measurements.

"Max Average Power (dBm)" column lists measured powers with MPR active. The "Reduced Power (dBm)" column lists measured powers with MPR and A-MPR active (as defined by 3GPP TS 36.101). A-MPR is not specified for LTE1900 (Band 2) in 1.4MHz Channel BW in this specification (Table 6.2.4-1).

Frequency (MHz)	Channel Number	Bandwidth (MHz)	RB Number	RB Offset	Modulation	Max Average Power (dBm)	Reduced Power(dBm)
1850.7	18607	1.4	1	0	QPSK	23.5	-
1850.7	18607	1.4	1	2	QPSK	23.4	-
1850.7	18607	1.4	1	5	QPSK	23.5	-
1850.7	18607	1.4	3	0	QPSK	23.5	-
1850.7	18607	1.4	3	2	QPSK	23.5	-
1850.7	18607	1.4	3	3	QPSK	23.5	-
1850.7	18607	1.4	6	0	QPSK	22.4	-
1850.7	18607	1.4	1	0	16QAM	22.4	-
1850.7	18607	1.4	1	2	16QAM	22.4	-
1850.7	18607	1.4	1	5	16QAM	22.3	-
1850.7	18607	1.4	3	0	16QAM	22.4	-
1850.7	18607	1.4	3	2	16QAM	22.4	-
1850.7	18607	1.4	3	3	16QAM	22.5	-
1850.7	18607	1.4	6	0	16QAM	21.3	-
1880.0	18900	1.4	1	0	QPSK	23.6	-
1880.0	18900	1.4	1	2	QPSK	23.6	-
1880.0	18900	1.4	1	5	QPSK	23.6	-
1880.0	18900	1.4	3	0	QPSK	23.6	-
1880.0	18900	1.4	3	2	QPSK	23.5	-
1880.0	18900	1.4	3	3	QPSK	23.5	-
1880.0	18900	1.4	6	0	QPSK	22.5	-
1880.0	18900	1.4	1	0	16QAM	22.6	-
1880.0	18900	1.4	1	2	16QAM	22.6	-
1880.0	18900	1.4	1	5	16QAM	22.6	-
1880.0	18900	1.4	3	0	16QAM	22.4	-
1880.0	18900	1.4	3	2	16QAM	22.4	-
1880.0	18900	1.4	3	3	16QAM	22.4	-
1880.0	18900	1.4	6	0	16QAM	21.5	-
1909.3	19193	1.4	1	0	QPSK	23.8	-

(Table continues)

Copyright © 2014 TCC Microsoft

(Table continues)

1909.3	19193	1.4	1	2	QPSK	23.8	-
1909.3	19193	1.4	1	5	QPSK	23.8	-
1909.3	19193	1.4	3	0	QPSK	23.8	-
1909.3	19193	1.4	3	2	QPSK	23.8	-
1909.3	19193	1.4	3	3	QPSK	23.8	-
1909.3	19193	1.4	6	0	QPSK	22.8	-
1909.3	19193	1.4	1	0	16QAM	22.8	-
1909.3	19193	1.4	1	2	16QAM	22.8	-
1909.3	19193	1.4	1	5	16QAM	22.8	-
1909.3	19193	1.4	3	0	16QAM	22.6	-
1909.3	19193	1.4	3	2	16QAM	22.6	-
1909.3	19193	1.4	3	3	16QAM	22.7	-
1909.3	19193	1.4	6	0	16QAM	21.7	-
1851.5	18615	3	1	0	QPSK	23.5	23.5
1851.5	18615	3	1	7	QPSK	23.5	23.5
1851.5	18615	3	1	14	QPSK	23.5	23.5
1851.5	18615	3	8	0	QPSK	22.4	21.4
1851.5	18615	3	8	3	QPSK	22.4	21.4
1851.5	18615	3	8	7	QPSK	22.4	21.4
1851.5	18615	3	15	0	QPSK	22.4	21.4
1851.5	18615	3	1	0	16QAM	22.5	22.3
1851.5	18615	3	1	7	16QAM	22.5	22.3
1851.5	18615	3	1	14	16QAM	22.5	22.3
1851.5	18615	3	8	0	16QAM	21.5	20.3
1851.5	18615	3	8	3	16QAM	21.5	20.3
1851.5	18615	3	8	7	16QAM	21.5	20.4
1851.5	18615	3	15	0	16QAM	21.4	20.4
1880.0	18900	3	1	0	QPSK	23.6	23.6
1880.0	18900	3	1	7	QPSK	23.5	23.5
1880.0	18900	3	1	14	QPSK	23.5	23.5
1880.0	18900	3	8	0	QPSK	22.6	21.5
1880.0	18900	3	8	3	QPSK	22.5	21.4
1880.0	18900	3	8	7	QPSK	22.5	21.4
1880.0	18900	3	15	0	QPSK	22.5	21.5
1880.0	18900	3	1	0	16QAM	22.6	22.6
1880.0	18900	3	1	7	16QAM	22.6	22.6
1880.0	18900	3	1	14	16QAM	22.5	22.5
1880.0	18900	3	8	0	16QAM	21.6	20.5

(Table continues)

Copyright © 2014 TCC Microsoft

(Table continues)

1880.0	18900	3	8	3	16QAM	21.5	20.4
1880.0	18900	3	8	7	16QAM	21.5	20.5
1880.0	18900	3	15	0	16QAM	21.4	20.5
1908.5	19185	3	1	0	QPSK	23.6	23.6
1908.5	19185	3	1	7	QPSK	23.7	23.8
1908.5	19185	3	1	14	QPSK	23.8	23.8
1908.5	19185	3	8	0	QPSK	22.6	21.5
1908.5	19185	3	8	3	QPSK	22.7	21.7
1908.5	19185	3	8	7	QPSK	22.7	21.7
1908.5	19185	3	15	0	QPSK	22.7	21.7
1908.5	19185	3	1	0	16QAM	22.3	22.6
1908.5	19185	3	1	7	16QAM	22.5	22.7
1908.5	19185	3	1	14	16QAM	22.6	22.7
1908.5	19185	3	8	0	16QAM	21.7	20.6
1908.5	19185	3	8	3	16QAM	21.8	20.7
1908.5	19185	3	8	7	16QAM	21.8	20.8
1908.5	19185	3	15	0	16QAM	21.8	20.6
1852.5	18625	5	1	0	QPSK	23.4	23.4
1852.5	18625	5	1	12	QPSK	23.4	23.5
1852.5	18625	5	1	24	QPSK	23.4	23.4
1852.5	18625	5	12	0	QPSK	22.4	21.4
1852.5	18625	5	12	6	QPSK	22.4	21.4
1852.5	18625	5	12	13	QPSK	22.4	21.4
1852.5	18625	5	25	0	QPSK	22.4	21.4
1852.5	18625	5	1	0	16QAM	22.2	22.5
1852.5	18625	5	1	12	16QAM	22.2	22.5
1852.5	18625	5	1	24	16QAM	22.2	22.5
1852.5	18625	5	12	0	16QAM	21.4	20.4
1852.5	18625	5	12	6	16QAM	21.5	20.4
1852.5	18625	5	12	13	16QAM	21.5	20.4
1852.5	18625	5	25	0	16QAM	21.5	20.4
1880.0	18900	5	1	0	QPSK	23.6	23.6
1880.0	18900	5	1	12	QPSK	23.5	23.5
1880.0	18900	5	1	24	QPSK	23.4	23.4
1880.0	18900	5	12	0	QPSK	22.5	21.5
1880.0	18900	5	12	6	QPSK	22.5	21.4
1880.0	18900	5	12	13	QPSK	22.5	21.4

(Table continues)

Copyright © 2014 TCC Microsoft

(Table continues)

1880.0	18900	5	25	0	QPSK	22.5	21.5
1880.0	18900	5	1	0	16QAM	22.3	22.7
1880.0	18900	5	1	12	16QAM	22.1	22.6
1880.0	18900	5	1	24	16QAM	22.0	22.5
1880.0	18900	5	12	0	16QAM	21.6	20.5
1880.0	18900	5	12	6	16QAM	21.5	20.5
1880.0	18900	5	12	13	16QAM	21.5	20.5
1880.0	18900	5	25	0	16QAM	21.5	20.4
1907.5	19175	5	1	0	QPSK	23.4	23.4
1907.5	19175	5	1	12	QPSK	23.5	23.6
1907.5	19175	5	1	24	QPSK	23.7	23.7
1907.5	19175	5	12	0	QPSK	22.5	21.4
1907.5	19175	5	12	6	QPSK	22.5	21.5
1907.5	19175	5	12	13	QPSK	22.8	21.6
1907.5	19175	5	25	0	QPSK	22.6	21.5
1907.5	19175	5	1	0	16QAM	22.0	22.2
1907.5	19175	5	1	12	16QAM	22.2	22.4
1907.5	19175	5	1	24	16QAM	22.3	22.6
1907.5	19175	5	12	0	16QAM	21.5	20.4
1907.5	19175	5	12	6	16QAM	21.6	20.6
1907.5	19175	5	12	13	16QAM	21.8	20.8
1907.5	19175	5	25	0	16QAM	21.6	20.6
1855.0	18650	10	1	0	QPSK	23.5	23.4
1855.0	18650	10	1	24	QPSK	23.5	23.4
1855.0	18650	10	1	49	QPSK	23.5	23.4
1855.0	18650	10	25	0	QPSK	22.4	21.4
1855.0	18650	10	25	12	QPSK	22.4	21.3
1855.0	18650	10	25	25	QPSK	22.4	21.4
1855.0	18650	10	50	0	QPSK	22.4	21.4
1855.0	18650	10	1	0	16QAM	22.1	22.2
1855.0	18650	10	1	24	16QAM	22.1	22.2
1855.0	18650	10	1	49	16QAM	22.1	22.2
1855.0	18650	10	25	0	16QAM	21.4	20.5
1855.0	18650	10	25	12	16QAM	21.5	20.5
1855.0	18650	10	25	25	16QAM	21.4	20.5
1855.0	18650	10	50	0	16QAM	21.4	20.4
1880.0	18900	10	1	0	QPSK	23.7	23.7

(Table continues)

Copyright © 2014 TCC Microsoft

(Table continues)

1880.0	18900	10	1	24	QPSK	23.5	23.5
1880.0	18900	10	1	49	QPSK	23.4	23.3
1880.0	18900	10	25	0	QPSK	22.6	21.6
1880.0	18900	10	25	12	QPSK	22.5	21.4
1880.0	18900	10	25	25	QPSK	22.5	21.4
1880.0	18900	10	50	0	QPSK	22.5	21.4
1880.0	18900	10	1	0	16QAM	22.4	22.3
1880.0	18900	10	1	24	16QAM	22.2	22.1
1880.0	18900	10	1	49	16QAM	22.0	21.9
1880.0	18900	10	25	0	16QAM	21.7	20.6
1880.0	18900	10	25	12	16QAM	21.5	20.5
1880.0	18900	10	25	25	16QAM	21.4	20.4
1880.0	18900	10	50	0	16QAM	21.4	20.4
1905.0	19150	10	1	0	QPSK	23.1	23.0
1905.0	19150	10	1	24	QPSK	23.3	23.3
1905.0	19150	10	1	49	QPSK	23.8	23.7
1905.0	19150	10	25	0	QPSK	22.2	21.1
1905.0	19150	10	25	12	QPSK	22.4	21.3
1905.0	19150	10	25	25	QPSK	22.6	21.5
1905.0	19150	10	50	0	QPSK	22.4	21.3
1905.0	19150	10	1	0	16QAM	21.9	21.7
1905.0	19150	10	1	24	16QAM	22.2	22.0
1905.0	19150	10	1	49	16QAM	22.6	22.4
1905.0	19150	10	25	0	16QAM	21.2	20.1
1905.0	19150	10	25	12	16QAM	21.3	20.4
1905.0	19150	10	25	25	16QAM	21.5	20.6
1905.0	19150	10	50	0	16QAM	21.3	20.4
1857.5	18675	15	1	0	QPSK	23.4	23.5
1857.5	18675	15	1	36	QPSK	23.4	23.4
1857.5	18675	15	1	74	QPSK	23.2	23.1
1857.5	18675	15	37	0	QPSK	22.5	21.5
1857.5	18675	15	37	18	QPSK	22.5	21.4
1857.5	18675	15	37	38	QPSK	22.3	21.2
1857.5	18675	15	75	0	QPSK	22.5	21.4
1857.5	18675	15	1	0	16QAM	22.4	22.2
1857.5	18675	15	1	36	16QAM	22.3	22.1
1857.5	18675	15	1	74	16QAM	22.1	21.8
1857.5	18675	15	37	0	16QAM	21.4	20.4

(Table continues)

Copyright © 2014 TCC Microsoft

(Table continues)

1857.5	18675	15	37	18	16QAM	21.4	20.4
1857.5	18675	15	37	38	16QAM	21.2	20.3
1857.5	18675	15	75	0	16QAM	21.4	20.4
1880.0	18900	15	1	0	QPSK	23.8	23.8
1880.0	18900	15	1	36	QPSK	23.5	23.5
1880.0	18900	15	1	74	QPSK	23.3	23.2
1880.0	18900	15	37	0	QPSK	22.7	21.6
1880.0	18900	15	37	18	QPSK	22.5	21.4
1880.0	18900	15	37	38	QPSK	22.4	21.3
1880.0	18900	15	75	0	QPSK	22.5	21.4
1880.0	18900	15	1	0	16QAM	23.0	22.5
1880.0	18900	15	1	36	16QAM	22.6	22.1
1880.0	18900	15	1	74	16QAM	22.4	21.9
1880.0	18900	15	37	0	16QAM	21.6	20.6
1880.0	18900	15	37	18	16QAM	21.4	20.4
1880.0	18900	15	37	38	16QAM	21.3	20.4
1880.0	18900	15	75	0	16QAM	21.5	20.5
1902.5	19125	15	1	0	QPSK	23.2	23.2
1902.5	19125	15	1	36	QPSK	23.2	23.2
1902.5	19125	15	1	74	QPSK	23.8	23.8
1902.5	19125	15	37	0	QPSK	22.2	21.1
1902.5	19125	15	37	18	QPSK	22.2	21.1
1902.5	19125	15	37	38	QPSK	22.4	21.4
1902.5	19125	15	75	0	QPSK	22.3	21.2
1902.5	19125	15	1	0	16QAM	22.4	22.0
1902.5	19125	15	1	36	16QAM	22.3	22.0
1902.5	19125	15	1	74	16QAM	22.9	22.5
1902.5	19125	15	37	0	16QAM	21.1	20.1
1902.5	19125	15	37	18	16QAM	21.1	20.1
1902.5	19125	15	37	38	16QAM	21.4	20.3
1902.5	19125	15	75	0	16QAM	21.2	20.3
1860.0	18700	20	1	0	QPSK	23.6	23.6
1860.0	18700	20	1	49	QPSK	23.5	23.4
1860.0	18700	20	1	99	QPSK	23.4	23.4
1860.0	18700	20	50	0	QPSK	22.6	21.5
1860.0	18700	20	50	24	QPSK	22.5	21.5
1860.0	18700	20	50	50	QPSK	22.3	21.2

(Table continues)

Copyright © 2014 TCC Microsoft

(Table continues)

1860.0	18700	20	100	0	QPSK	22.5	21.4
1860.0	18700	20	1	0	16QAM	22.8	22.4
1860.0	18700	20	1	49	16QAM	22.5	22.2
1860.0	18700	20	1	99	16QAM	22.6	22.2
1860.0	18700	20	50	0	16QAM	21.5	20.5
1860.0	18700	20	50	24	16QAM	21.6	20.4
1860.0	18700	20	50	50	16QAM	21.3	20.2
1860.0	18700	20	100	0	16QAM	21.5	20.4
1880.0	18900	20	1	0	QPSK	23.8	23.7
1880.0	18900	20	1	49	QPSK	23.5	23.4
1880.0	18900	20	1	99	QPSK	23.2	23.1
1880.0	18900	20	50	0	QPSK	22.8	21.7
1880.0	18900	20	50	24	QPSK	22.5	21.4
1880.0	18900	20	50	50	QPSK	22.4	21.3
1880.0	18900	20	100	0	QPSK	22.5	21.4
1880.0	18900	20	1	0	16QAM	22.9	22.9
1880.0	18900	20	1	49	16QAM	22.6	22.7
1880.0	18900	20	1	99	16QAM	22.1	22.3
1880.0	18900	20	50	0	16QAM	21.8	20.8
1880.0	18900	20	50	24	16QAM	21.4	20.4
1880.0	18900	20	50	50	16QAM	21.4	20.2
1880.0	18900	20	100	0	16QAM	21.4	20.4
1900.0	19100	20	1	0	QPSK	23.2	23.2
1900.0	19100	20	1	49	QPSK	23.3	23.3
1900.0	19100	20	1	99	QPSK	23.9	23.9
1900.0	19100	20	50	0	QPSK	22.3	21.3
1900.0	19100	20	50	24	QPSK	22.3	21.2
1900.0	19100	20	50	50	QPSK	22.5	21.3
1900.0	19100	20	100	0	QPSK	22.4	21.3
1900.0	19100	20	1	0	16QAM	22.1	22.4
1900.0	19100	20	1	49	16QAM	22.1	22.4
1900.0	19100	20	1	99	16QAM	22.7	23.0
1900.0	19100	20	50	0	16QAM	21.3	20.3
1900.0	19100	20	50	24	16QAM	21.2	20.3
1900.0	19100	20	50	50	16QAM	21.4	20.4
1900.0	19100	20	100	0	16QAM	21.3	20.3

Copyright © 2014 TCC Microsoft

Type: RM-985; Serial number: 004402/47/815312/9, HW: 0200, SW: 02030.00000.14271.24000 used for LTE1900 (Band2) for Wireless Router SAR measurements.

"Max Average Power (dBm)" column lists measured powers with MPR active. The "Reduced Power (dBm)" column lists measured powers with MPR and A-MPR active (as defined by 3GPP TS 36.101). A-MPR is not specified for LTE1900 (Band 2) in 1.4MHz Channel BW in this specification (Table 6.2.4-1).

Frequency (MHz)	Channel Number	Bandwidth (MHz)	RB Number	RB Offset	Modulation	Max Average Power (dBm)	Reduced Power(dBm)
1850.7	18607	1.4	1	0	QPSK	18.2	-
1850.7	18607	1.4	1	2	QPSK	18.2	-
1850.7	18607	1.4	1	5	QPSK	18.2	-
1850.7	18607	1.4	3	0	QPSK	18.1	-
1850.7	18607	1.4	3	2	QPSK	18.2	-
1850.7	18607	1.4	3	3	QPSK	18.2	-
1850.7	18607	1.4	6	0	QPSK	17.2	-
1850.7	18607	1.4	1	0	16QAM	17.3	-
1850.7	18607	1.4	1	2	16QAM	17.3	-
1850.7	18607	1.4	1	5	16QAM	17.3	-
1850.7	18607	1.4	3	0	16QAM	17.1	-
1850.7	18607	1.4	3	2	16QAM	17.1	-
1850.7	18607	1.4	3	3	16QAM	17.1	-
1850.7	18607	1.4	6	0	16QAM	16.2	-
1880.0	18900	1.4	1	0	QPSK	18.4	-
1880.0	18900	1.4	1	2	QPSK	18.4	-
1880.0	18900	1.4	1	5	QPSK	18.4	-
1880.0	18900	1.4	3	0	QPSK	18.3	-
1880.0	18900	1.4	3	2	QPSK	18.3	-
1880.0	18900	1.4	3	3	QPSK	18.3	-
1880.0	18900	1.4	6	0	QPSK	17.5	-
1880.0	18900	1.4	1	0	16QAM	17.5	-
1880.0	18900	1.4	1	2	16QAM	17.5	-
1880.0	18900	1.4	1	5	16QAM	17.5	-
1880.0	18900	1.4	3	0	16QAM	17.3	-
1880.0	18900	1.4	3	2	16QAM	17.3	-
1880.0	18900	1.4	3	3	16QAM	17.3	-
1880.0	18900	1.4	6	0	16QAM	16.4	-
1909.3	19193	1.4	1	0	QPSK	18.2	-

(Table continues)

Copyright © 2014 TCC Microsoft

(Table continues)

1909.3	19193	1.4	1	2	QPSK	18.2	-
1909.3	19193	1.4	1	5	QPSK	18.2	-
1909.3	19193	1.4	3	0	QPSK	18.1	-
1909.3	19193	1.4	3	2	QPSK	18.1	-
1909.3	19193	1.4	3	3	QPSK	18.2	-
1909.3	19193	1.4	6	0	QPSK	17.2	-
1909.3	19193	1.4	1	0	16QAM	17.3	-
1909.3	19193	1.4	1	2	16QAM	17.4	-
1909.3	19193	1.4	1	5	16QAM	17.4	-
1909.3	19193	1.4	3	0	16QAM	17.1	-
1909.3	19193	1.4	3	2	16QAM	17.1	-
1909.3	19193	1.4	3	3	16QAM	17.2	-
1909.3	19193	1.4	6	0	16QAM	16.2	-
1851.5	18615	3	1	0	QPSK	18.2	18.2
1851.5	18615	3	1	7	QPSK	18.3	18.3
1851.5	18615	3	1	14	QPSK	18.2	18.2
1851.5	18615	3	8	0	QPSK	17.3	16.2
1851.5	18615	3	8	3	QPSK	17.2	16.2
1851.5	18615	3	8	7	QPSK	17.2	16.2
1851.5	18615	3	15	0	QPSK	17.2	16.2
1851.5	18615	3	1	0	16QAM	17.3	17.1
1851.5	18615	3	1	7	16QAM	17.3	17.1
1851.5	18615	3	1	14	16QAM	17.3	17.2
1851.5	18615	3	8	0	16QAM	16.3	15.2
1851.5	18615	3	8	3	16QAM	16.3	15.3
1851.5	18615	3	8	7	16QAM	16.3	15.2
1851.5	18615	3	15	0	16QAM	16.2	15.2
1880.0	18900	3	1	0	QPSK	18.4	18.4
1880.0	18900	3	1	7	QPSK	18.3	18.3
1880.0	18900	3	1	14	QPSK	18.2	18.3
1880.0	18900	3	8	0	QPSK	17.5	16.5
1880.0	18900	3	8	3	QPSK	17.4	16.4
1880.0	18900	3	8	7	QPSK	17.4	16.4
1880.0	18900	3	15	0	QPSK	17.4	16.4
1880.0	18900	3	1	0	16QAM	17.3	17.4
1880.0	18900	3	1	7	16QAM	17.2	17.3
1880.0	18900	3	1	14	16QAM	17.1	17.3
1880.0	18900	3	8	0	16QAM	16.6	15.4

(Table continues)

Copyright © 2014 TCC Microsoft

(Table continues)

1880.0	18900	3	8	3	16QAM	16.5	15.4
1880.0	18900	3	8	7	16QAM	16.5	15.4
1880.0	18900	3	15	0	16QAM	16.5	15.4
1908.5	19185	3	1	0	QPSK	18.0	18.1
1908.5	19185	3	1	7	QPSK	18.1	18.1
1908.5	19185	3	1	14	QPSK	18.1	18.2
1908.5	19185	3	8	0	QPSK	17.2	16.2
1908.5	19185	3	8	3	QPSK	17.1	16.2
1908.5	19185	3	8	7	QPSK	17.2	16.3
1908.5	19185	3	15	0	QPSK	17.2	16.2
1908.5	19185	3	1	0	16QAM	16.8	17.2
1908.5	19185	3	1	7	16QAM	16.9	17.3
1908.5	19185	3	1	14	16QAM	17.0	17.3
1908.5	19185	3	8	0	16QAM	16.2	15.1
1908.5	19185	3	8	3	16QAM	16.3	15.2
1908.5	19185	3	8	7	16QAM	16.3	15.2
1908.5	19185	3	15	0	16QAM	16.3	15.2
1852.5	18625	5	1	0	QPSK	18.1	18.2
1852.5	18625	5	1	12	QPSK	18.2	18.2
1852.5	18625	5	1	24	QPSK	18.1	18.2
1852.5	18625	5	12	0	QPSK	17.2	16.3
1852.5	18625	5	12	6	QPSK	17.2	16.2
1852.5	18625	5	12	13	QPSK	17.2	16.2
1852.5	18625	5	25	0	QPSK	17.2	16.3
1852.5	18625	5	1	0	16QAM	16.8	17.2
1852.5	18625	5	1	12	16QAM	16.8	17.4
1852.5	18625	5	1	24	16QAM	16.8	17.3
1852.5	18625	5	12	0	16QAM	16.3	15.3
1852.5	18625	5	12	6	16QAM	16.3	15.2
1852.5	18625	5	12	13	16QAM	16.4	15.3
1852.5	18625	5	25	0	16QAM	16.3	15.3
1880.0	18900	5	1	0	QPSK	18.4	18.4
1880.0	18900	5	1	12	QPSK	18.3	18.4
1880.0	18900	5	1	24	QPSK	18.2	18.2
1880.0	18900	5	12	0	QPSK	17.5	16.4
1880.0	18900	5	12	6	QPSK	17.4	16.4
1880.0	18900	5	12	13	QPSK	17.3	16.4

(Table continues)

Copyright © 2014 TCC Microsoft

(Table continues)

1880.0	18900	5	25	0	QPSK	17.4	16.4
1880.0	18900	5	1	0	16QAM	17.1	17.5
1880.0	18900	5	1	12	16QAM	17.0	17.5
1880.0	18900	5	1	24	16QAM	16.9	17.4
1880.0	18900	5	12	0	16QAM	16.5	15.5
1880.0	18900	5	12	6	16QAM	16.5	15.5
1880.0	18900	5	12	13	16QAM	16.4	15.4
1880.0	18900	5	25	0	16QAM	16.4	15.4
1907.5	19175	5	1	0	QPSK	18.1	18.1
1907.5	19175	5	1	12	QPSK	18.1	18.0
1907.5	19175	5	1	24	QPSK	18.2	18.2
1907.5	19175	5	12	0	QPSK	17.0	16.1
1907.5	19175	5	12	6	QPSK	17.1	16.2
1907.5	19175	5	12	13	QPSK	17.2	16.2
1907.5	19175	5	25	0	QPSK	17.1	16.2
1907.5	19175	5	1	0	16QAM	16.8	17.1
1907.5	19175	5	1	12	16QAM	16.8	17.1
1907.5	19175	5	1	24	16QAM	16.9	17.3
1907.5	19175	5	12	0	16QAM	16.1	15.1
1907.5	19175	5	12	6	16QAM	16.1	15.2
1907.5	19175	5	12	13	16QAM	16.2	15.2
1907.5	19175	5	25	0	16QAM	16.2	15.1
1855.0	18650	10	1	0	QPSK	18.3	18.2
1855.0	18650	10	1	24	QPSK	18.2	18.2
1855.0	18650	10	1	49	QPSK	18.2	18.1
1855.0	18650	10	25	0	QPSK	17.3	16.3
1855.0	18650	10	25	12	QPSK	17.2	16.2
1855.0	18650	10	25	25	QPSK	17.3	16.2
1855.0	18650	10	50	0	QPSK	17.2	16.2
1855.0	18650	10	1	0	16QAM	16.9	17.0
1855.0	18650	10	1	24	16QAM	16.9	17.0
1855.0	18650	10	1	49	16QAM	16.9	17.0
1855.0	18650	10	25	0	16QAM	16.3	15.4
1855.0	18650	10	25	12	16QAM	16.2	15.4
1855.0	18650	10	25	25	16QAM	16.3	15.4
1855.0	18650	10	50	0	16QAM	16.1	15.3
1880.0	18900	10	1	0	QPSK	18.4	18.4

(Table continues)

Copyright © 2014 TCC Microsoft

(Table continues)

1880.0	18900	10	1	24	QPSK	18.3	18.3
1880.0	18900	10	1	49	QPSK	18.3	18.2
1880.0	18900	10	25	0	QPSK	17.5	16.5
1880.0	18900	10	25	12	QPSK	17.4	16.4
1880.0	18900	10	25	25	QPSK	17.3	16.3
1880.0	18900	10	50	0	QPSK	17.4	16.4
1880.0	18900	10	1	0	16QAM	17.3	17.3
1880.0	18900	10	1	24	16QAM	17.2	17.2
1880.0	18900	10	1	49	16QAM	17.1	17.1
1880.0	18900	10	25	0	16QAM	16.5	15.6
1880.0	18900	10	25	12	16QAM	16.4	15.5
1880.0	18900	10	25	25	16QAM	16.3	15.5
1880.0	18900	10	50	0	16QAM	16.3	15.4
1905.0	19150	10	1	0	QPSK	17.8	17.8
1905.0	19150	10	1	24	QPSK	18.0	18.0
1905.0	19150	10	1	49	QPSK	18.1	18.1
1905.0	19150	10	25	0	QPSK	17.0	16.0
1905.0	19150	10	25	12	QPSK	16.9	16.0
1905.0	19150	10	25	25	QPSK	17.0	16.1
1905.0	19150	10	50	0	QPSK	16.9	16.0
1905.0	19150	10	1	0	16QAM	16.6	16.4
1905.0	19150	10	1	24	16QAM	16.8	16.6
1905.0	19150	10	1	49	16QAM	17.0	16.7
1905.0	19150	10	25	0	16QAM	16.0	15.0
1905.0	19150	10	25	12	16QAM	16.0	15.0
1905.0	19150	10	25	25	16QAM	16.1	15.1
1905.0	19150	10	50	0	16QAM	15.9	15.0
1857.5	18675	15	1	0	QPSK	18.2	18.2
1857.5	18675	15	1	36	QPSK	18.2	18.3
1857.5	18675	15	1	74	QPSK	18.3	18.3
1857.5	18675	15	37	0	QPSK	17.3	16.3
1857.5	18675	15	37	18	QPSK	17.2	16.2
1857.5	18675	15	37	38	QPSK	17.2	16.2
1857.5	18675	15	75	0	QPSK	17.3	16.3
1857.5	18675	15	1	0	16QAM	17.4	16.9
1857.5	18675	15	1	36	16QAM	17.4	16.9
1857.5	18675	15	1	74	16QAM	17.5	16.9
1857.5	18675	15	37	0	16QAM	16.3	15.3

(Table continues)

Copyright © 2014 TCC Microsoft

(Table continues)

1857.5	18675	15	37	18	16QAM	16.2	15.3
1857.5	18675	15	37	38	16QAM	16.3	15.3
1857.5	18675	15	75	0	16QAM	16.3	15.3
1880.0	18900	15	1	0	QPSK	18.4	18.4
1880.0	18900	15	1	36	QPSK	18.3	18.3
1880.0	18900	15	1	74	QPSK	18.1	18.1
1880.0	18900	15	37	0	QPSK	17.5	16.5
1880.0	18900	15	37	18	QPSK	17.3	16.4
1880.0	18900	15	37	38	QPSK	17.2	16.2
1880.0	18900	15	75	0	QPSK	17.4	16.4
1880.0	18900	15	1	0	16QAM	17.7	17.2
1880.0	18900	15	1	36	16QAM	17.6	17.1
1880.0	18900	15	1	74	16QAM	17.3	16.8
1880.0	18900	15	37	0	16QAM	16.5	15.5
1880.0	18900	15	37	18	16QAM	16.4	15.4
1880.0	18900	15	37	38	16QAM	16.2	15.3
1880.0	18900	15	75	0	16QAM	16.3	15.4
1902.5	19125	15	1	0	QPSK	17.6	17.6
1902.5	19125	15	1	36	QPSK	17.9	17.9
1902.5	19125	15	1	74	QPSK	18.1	18.2
1902.5	19125	15	37	0	QPSK	16.7	15.7
1902.5	19125	15	37	18	QPSK	16.9	15.9
1902.5	19125	15	37	38	QPSK	17.0	16.1
1902.5	19125	15	75	0	QPSK	16.8	15.8
1902.5	19125	15	1	0	16QAM	16.8	16.2
1902.5	19125	15	1	36	16QAM	17.1	16.6
1902.5	19125	15	1	74	16QAM	17.3	16.9
1902.5	19125	15	37	0	16QAM	15.7	14.6
1902.5	19125	15	37	18	16QAM	16.0	14.9
1902.5	19125	15	37	38	16QAM	16.0	15.0
1902.5	19125	15	75	0	16QAM	15.9	14.8
1860.0	18700	20	1	0	QPSK	18.3	18.3
1860.0	18700	20	1	49	QPSK	18.3	18.2
1860.0	18700	20	1	99	QPSK	18.3	18.2
1860.0	18700	20	50	0	QPSK	17.4	16.4
1860.0	18700	20	50	24	QPSK	17.3	16.4
1860.0	18700	20	50	50	QPSK	17.4	16.4

(Table continues)

Copyright © 2014 TCC Microsoft

(Table continues)

1860.0	18700	20	100	0	QPSK	17.4	16.4
1860.0	18700	20	1	0	16QAM	17.5	17.2
1860.0	18700	20	1	49	16QAM	17.5	17.1
1860.0	18700	20	1	99	16QAM	17.4	17.1
1860.0	18700	20	50	0	16QAM	16.4	15.5
1860.0	18700	20	50	24	16QAM	16.4	15.4
1860.0	18700	20	50	50	16QAM	16.5	15.5
1860.0	18700	20	100	0	16QAM	16.4	15.4
1880.0	18900	20	1	0	QPSK	18.4	18.4
1880.0	18900	20	1	49	QPSK	18.3	18.3
1880.0	18900	20	1	99	QPSK	17.9	17.8
1880.0	18900	20	50	0	QPSK	17.4	16.5
1880.0	18900	20	50	24	QPSK	17.4	16.4
1880.0	18900	20	50	50	QPSK	17.2	16.2
1880.0	18900	20	100	0	QPSK	17.3	16.4
1880.0	18900	20	1	0	16QAM	17.4	17.4
1880.0	18900	20	1	49	16QAM	17.3	17.2
1880.0	18900	20	1	99	16QAM	16.8	16.7
1880.0	18900	20	50	0	16QAM	16.6	15.5
1880.0	18900	20	50	24	16QAM	16.4	15.4
1880.0	18900	20	50	50	16QAM	16.2	15.2
1880.0	18900	20	100	0	16QAM	16.4	15.4
1900.0	19100	20	1	0	QPSK	17.9	17.9
1900.0	19100	20	1	49	QPSK	17.9	17.8
1900.0	19100	20	1	99	QPSK	18.3	18.3
1900.0	19100	20	50	0	QPSK	16.7	15.7
1900.0	19100	20	50	24	QPSK	16.8	15.8
1900.0	19100	20	50	50	QPSK	17.0	16.1
1900.0	19100	20	100	0	QPSK	16.9	15.9
1900.0	19100	20	1	0	16QAM	16.8	17.1
1900.0	19100	20	1	49	16QAM	16.7	17.0
1900.0	19100	20	1	99	16QAM	17.1	17.4
1900.0	19100	20	50	0	16QAM	15.8	14.7
1900.0	19100	20	50	24	16QAM	15.8	14.8
1900.0	19100	20	50	50	16QAM	16.1	15
1900.0	19100	20	100	0	16QAM	15.9	14.8

Copyright © 2014 TCC Microsoft

Type: RM-985; Serial number: 004402/47/815356/6, HW: 0200, SW: 02030.00000.14271.24000 used for LTE2500 (Band7) for Head and Body-worn SAR measurements.

"Max Average Power (dBm)" column lists measured powers with MPR active. The "Reduced Power (dBm)" column lists measured powers with MPR and A-MPR active (as defined by 3GPP TS 36.101). A-MPR is not specified for LTE2500 (Band 7) in this specification (Table 6.2.4-1).

Frequency (MHz)	Channel Number	Bandwidth (MHz)	RB Number	RB Offset	Modulation	Max Average Power (dBm)	Reduced Power(dBm)
2511.7	20867	5	1	0	QPSK	23.4	-
2511.7	20867	5	1	12	QPSK	23.4	-
2511.7	20867	5	1	24	QPSK	23.4	-
2511.7	20867	5	12	0	QPSK	22.4	-
2511.7	20867	5	12	6	QPSK	22.4	-
2511.7	20867	5	12	13	QPSK	22.5	-
2511.7	20867	5	25	0	QPSK	22.4	-
2511.7	20867	5	1	0	16QAM	22.5	-
2511.7	20867	5	1	12	16QAM	22.5	-
2511.7	20867	5	1	24	16QAM	22.6	-
2511.7	20867	5	12	0	16QAM	21.5	-
2511.7	20867	5	12	6	16QAM	21.4	-
2511.7	20867	5	12	13	16QAM	21.5	-
2511.7	20867	5	25	0	16QAM	21.5	-
2535.0	21100	5	1	0	QPSK	23.3	-
2535.0	21100	5	1	12	QPSK	23.3	-
2535.0	21100	5	1	24	QPSK	23.3	-
2535.0	21100	5	12	0	QPSK	22.4	-
2535.0	21100	5	12	6	QPSK	22.3	-
2535.0	21100	5	12	13	QPSK	22.3	-
2535.0	21100	5	25	0	QPSK	22.4	-
2535.0	21100	5	1	0	16QAM	22.1	-
2535.0	21100	5	1	12	16QAM	22.1	-
2535.0	21100	5	1	24	16QAM	22.1	-
2535.0	21100	5	12	0	16QAM	21.4	-
2535.0	21100	5	12	6	16QAM	21.4	-
2535.0	21100	5	12	13	16QAM	21.4	-
2535.0	21100	5	25	0	16QAM	21.4	-
2558.3	21333	5	1	0	QPSK	23.5	-
2558.3	21333	5	1	12	QPSK	23.3	-

(Table continues)

Copyright © 2014 TCC Microsoft

(Table continues)

2558.3	21333	5	1	24	QPSK	23.3	-
2558.3	21333	5	12	0	QPSK	22.5	-
2558.3	21333	5	12	6	QPSK	22.4	-
2558.3	21333	5	12	13	QPSK	22.4	-
2558.3	21333	5	25	0	QPSK	22.4	-
2558.3	21333	5	1	0	16QAM	22.3	-
2558.3	21333	5	1	12	16QAM	22.2	-
2558.3	21333	5	1	24	16QAM	22.2	-
2558.3	21333	5	12	0	16QAM	21.6	-
2558.3	21333	5	12	6	16QAM	21.5	-
2558.3	21333	5	12	13	16QAM	21.5	-
2558.3	21333	5	25	0	16QAM	21.5	-
2511.7	20867	10	1	0	QPSK	23.5	-
2511.7	20867	10	1	24	QPSK	23.4	-
2511.7	20867	10	1	49	QPSK	23.5	-
2511.7	20867	10	25	0	QPSK	22.5	-
2511.7	20867	10	25	12	QPSK	22.5	-
2511.7	20867	10	25	25	QPSK	22.5	-
2511.7	20867	10	50	0	QPSK	22.6	-
2511.7	20867	10	1	0	16QAM	22.1	-
2511.7	20867	10	1	24	16QAM	22.1	-
2511.7	20867	10	1	49	16QAM	22.1	-
2511.7	20867	10	25	0	16QAM	21.5	-
2511.7	20867	10	25	12	16QAM	21.5	-
2511.7	20867	10	25	25	16QAM	21.5	-
2511.7	20867	10	50	0	16QAM	21.5	-
2535.0	21100	10	1	0	QPSK	23.3	-
2535.0	21100	10	1	24	QPSK	23.3	-
2535.0	21100	10	1	49	QPSK	23.3	-
2535.0	21100	10	25	0	QPSK	22.4	-
2535.0	21100	10	25	12	QPSK	22.4	-
2535.0	21100	10	25	25	QPSK	22.5	-
2535.0	21100	10	50	0	QPSK	22.5	-
2535.0	21100	10	1	0	16QAM	22.0	-
2535.0	21100	10	1	24	16QAM	22.0	-
2535.0	21100	10	1	49	16QAM	22.0	-
2535.0	21100	10	25	0	16QAM	21.4	-
2535.0	21100	10	25	12	16QAM	21.4	-

(Table continues)

Copyright © 2014 TCC Microsoft

(Table continues)

2535.0	21100	10	25	25	16QAM	21.4	-
2535.0	21100	10	50	0	16QAM	21.4	-
2558.3	21333	10	1	0	QPSK	23.5	-
2558.3	21333	10	1	24	QPSK	23.3	-
2558.3	21333	10	1	49	QPSK	23.3	-
2558.3	21333	10	25	0	QPSK	22.6	-
2558.3	21333	10	25	12	QPSK	22.4	-
2558.3	21333	10	25	25	QPSK	22.4	-
2558.3	21333	10	50	0	QPSK	22.5	-
2558.3	21333	10	1	0	16QAM	22.3	-
2558.3	21333	10	1	24	16QAM	22.1	-
2558.3	21333	10	1	49	16QAM	22.1	-
2558.3	21333	10	25	0	16QAM	21.6	-
2558.3	21333	10	25	12	16QAM	21.5	-
2558.3	21333	10	25	25	16QAM	21.4	-
2558.3	21333	10	50	0	16QAM	21.5	-
2511.7	20867	15	1	0	QPSK	23.5	-
2511.7	20867	15	1	36	QPSK	23.4	-
2511.7	20867	15	1	74	QPSK	23.5	-
2511.7	20867	15	37	0	QPSK	22.5	-
2511.7	20867	15	37	18	QPSK	22.5	-
2511.7	20867	15	37	38	QPSK	22.6	-
2511.7	20867	15	75	0	QPSK	22.6	-
2511.7	20867	15	1	0	16QAM	22.3	-
2511.7	20867	15	1	36	16QAM	22.2	-
2511.7	20867	15	1	74	16QAM	22.3	-
2511.7	20867	15	37	0	16QAM	21.5	-
2511.7	20867	15	37	18	16QAM	21.4	-
2511.7	20867	15	37	38	16QAM	21.5	-
2511.7	20867	15	75	0	16QAM	21.5	-
2535.0	21100	15	1	0	QPSK	23.3	-
2535.0	21100	15	1	36	QPSK	23.3	-
2535.0	21100	15	1	74	QPSK	23.4	-
2535.0	21100	15	37	0	QPSK	22.5	-
2535.0	21100	15	37	18	QPSK	22.4	-
2535.0	21100	15	37	38	QPSK	22.4	-
2535.0	21100	15	75	0	QPSK	22.4	-

(Table continues)

Copyright © 2014 TCC Microsoft

(Table continues)

2535.0	21100	15	1	0	16QAM	22.2	-
2535.0	21100	15	1	36	16QAM	22.2	-
2535.0	21100	15	1	74	16QAM	22.2	-
2535.0	21100	15	37	0	16QAM	21.4	-
2535.0	21100	15	37	18	16QAM	21.3	-
2535.0	21100	15	37	38	16QAM	21.3	-
2535.0	21100	15	75	0	16QAM	21.4	-
2558.3	21333	15	1	0	QPSK	23.5	-
2558.3	21333	15	1	36	QPSK	23.3	-
2558.3	21333	15	1	74	QPSK	23.2	-
2558.3	21333	15	37	0	QPSK	22.6	-
2558.3	21333	15	37	18	QPSK	22.4	-
2558.3	21333	15	37	38	QPSK	22.4	-
2558.3	21333	15	75	0	QPSK	22.4	-
2558.3	21333	15	1	0	16QAM	22.5	-
2558.3	21333	15	1	36	16QAM	22.2	-
2558.3	21333	15	1	74	16QAM	22.1	-
2558.3	21333	15	37	0	16QAM	21.5	-
2558.3	21333	15	37	18	16QAM	21.4	-
2558.3	21333	15	37	38	16QAM	21.3	-
2558.3	21333	15	75	0	16QAM	21.5	-
2511.7	20867	20	1	0	QPSK	23.5	-
2511.7	20867	20	1	49	QPSK	23.5	-
2511.7	20867	20	1	99	QPSK	23.6	-
2511.7	20867	20	50	0	QPSK	22.6	-
2511.7	20867	20	50	24	QPSK	22.6	-
2511.7	20867	20	50	50	QPSK	22.6	-
2511.7	20867	20	100	0	QPSK	22.6	-
2511.7	20867	20	1	0	16QAM	22.7	-
2511.7	20867	20	1	49	16QAM	22.7	-
2511.7	20867	20	1	99	16QAM	22.8	-
2511.7	20867	20	50	0	16QAM	21.5	-
2511.7	20867	20	50	24	16QAM	21.5	-
2511.7	20867	20	50	50	16QAM	21.6	-
2511.7	20867	20	100	0	16QAM	21.6	-
2535.0	21100	20	1	0	QPSK	23.5	-
2535.0	21100	20	1	49	QPSK	23.4	-

(Table continues)

Copyright © 2014 TCC Microsoft

(Table continues)

2535.0	21100	20	1	99	QPSK	23.4	-
2535.0	21100	20	50	0	QPSK	22.5	-
2535.0	21100	20	50	24	QPSK	22.5	-
2535.0	21100	20	50	50	QPSK	22.4	-
2535.0	21100	20	100	0	QPSK	22.4	-
2535.0	21100	20	1	0	16QAM	22.6	-
2535.0	21100	20	1	49	16QAM	22.5	-
2535.0	21100	20	1	99	16QAM	22.5	-
2535.0	21100	20	50	0	16QAM	21.4	-
2535.0	21100	20	50	24	16QAM	21.4	-
2535.0	21100	20	50	50	16QAM	21.4	-
2535.0	21100	20	100	0	16QAM	21.4	-
2558.3	21333	20	1	0	QPSK	23.6	-
2558.3	21333	20	1	49	QPSK	23.4	-
2558.3	21333	20	1	99	QPSK	23.3	-
2558.3	21333	20	50	0	QPSK	22.6	-
2558.3	21333	20	50	24	QPSK	22.5	-
2558.3	21333	20	50	50	QPSK	22.4	-
2558.3	21333	20	100	0	QPSK	22.5	-
2558.3	21333	20	1	0	16QAM	22.8	-
2558.3	21333	20	1	49	16QAM	22.6	-
2558.3	21333	20	1	99	16QAM	22.4	-
2558.3	21333	20	50	0	16QAM	21.6	-
2558.3	21333	20	50	24	16QAM	21.5	-
2558.3	21333	20	50	50	16QAM	21.4	-
2558.3	21333	20	100	0	16QAM	21.5	-

Copyright © 2014 TCC Microsoft

Type: RM-985; Serial number: 004402/47/815312/9, HW: 0200, SW: 02030.00000.14271.24000 used for LTE2500 (Band7) for Wireless Router SAR measurements.

"Max Average Power (dBm)" column lists measured powers with MPR active. The "Reduced Power (dBm)" column lists measured powers with MPR and A-MPR active (as defined by 3GPP TS 36.101). A-MPR is not specified for LTE2500 (Band 7) in this specification (Table 6.2.4-1).

Frequency (MHz)	Channel Number	Bandwidth (MHz)	RB Number	RB Offset	Modulation	Max Average Power (dBm)	Reduced Power(dBm)
2511.7	20867	5	1	0	QPSK	18.6	-
2511.7	20867	5	1	12	QPSK	18.6	-
2511.7	20867	5	1	24	QPSK	18.6	-
2511.7	20867	5	12	0	QPSK	17.5	-
2511.7	20867	5	12	6	QPSK	17.5	-
2511.7	20867	5	12	13	QPSK	17.5	-
2511.7	20867	5	25	0	QPSK	17.5	-
2511.7	20867	5	1	0	16QAM	17.6	-
2511.7	20867	5	1	12	16QAM	17.5	-
2511.7	20867	5	1	24	16QAM	17.6	-
2511.7	20867	5	12	0	16QAM	16.5	-
2511.7	20867	5	12	6	16QAM	16.5	-
2511.7	20867	5	12	13	16QAM	16.4	-
2511.7	20867	5	25	0	16QAM	16.4	-
2535.0	21100	5	1	0	QPSK	18.3	-
2535.0	21100	5	1	12	QPSK	18.3	-
2535.0	21100	5	1	24	QPSK	18.3	-
2535.0	21100	5	12	0	QPSK	17.2	-
2535.0	21100	5	12	6	QPSK	17.2	-
2535.0	21100	5	12	13	QPSK	17.2	-
2535.0	21100	5	25	0	QPSK	17.2	-
2535.0	21100	5	1	0	16QAM	17.5	-
2535.0	21100	5	1	12	16QAM	17.5	-
2535.0	21100	5	1	24	16QAM	17.4	-
2535.0	21100	5	12	0	16QAM	16.2	-
2535.0	21100	5	12	6	16QAM	16.2	-
2535.0	21100	5	12	13	16QAM	16.2	-
2535.0	21100	5	25	0	16QAM	16.1	-
2558.3	21333	5	1	0	QPSK	18.6	-
2558.3	21333	5	1	12	QPSK	18.5	-

(Table continues)

Copyright © 2014 TCC Microsoft

(Table continues)

2558.3	21333	5	1	24	QPSK	18.5	-
2558.3	21333	5	12	0	QPSK	17.6	-
2558.3	21333	5	12	6	QPSK	17.6	-
2558.3	21333	5	12	13	QPSK	17.5	-
2558.3	21333	5	25	0	QPSK	17.6	-
2558.3	21333	5	1	0	16QAM	17.6	-
2558.3	21333	5	1	12	16QAM	17.7	-
2558.3	21333	5	1	24	16QAM	17.6	-
2558.3	21333	5	12	0	16QAM	16.6	-
2558.3	21333	5	12	6	16QAM	16.5	-
2558.3	21333	5	12	13	16QAM	16.5	-
2558.3	21333	5	25	0	16QAM	16.5	-
2511.7	20867	10	1	0	QPSK	18.5	-
2511.7	20867	10	1	24	QPSK	18.5	-
2511.7	20867	10	1	49	QPSK	18.4	-
2511.7	20867	10	25	0	QPSK	17.6	-
2511.7	20867	10	25	12	QPSK	17.5	-
2511.7	20867	10	25	25	QPSK	17.5	-
2511.7	20867	10	50	0	QPSK	17.5	-
2511.7	20867	10	1	0	16QAM	17.3	-
2511.7	20867	10	1	24	16QAM	17.3	-
2511.7	20867	10	1	49	16QAM	17.3	-
2511.7	20867	10	25	0	16QAM	16.5	-
2511.7	20867	10	25	12	16QAM	16.6	-
2511.7	20867	10	25	25	16QAM	16.6	-
2511.7	20867	10	50	0	16QAM	16.5	-
2535.0	21100	10	1	0	QPSK	18.3	-
2535.0	21100	10	1	24	QPSK	18.3	-
2535.0	21100	10	1	49	QPSK	18.3	-
2535.0	21100	10	25	0	QPSK	17.2	-
2535.0	21100	10	25	12	QPSK	17.2	-
2535.0	21100	10	25	25	QPSK	17.2	-
2535.0	21100	10	50	0	QPSK	17.2	-
2535.0	21100	10	1	0	16QAM	17.1	-
2535.0	21100	10	1	24	16QAM	17.1	-
2535.0	21100	10	1	49	16QAM	17	-
2535.0	21100	10	25	0	16QAM	16.4	-
2535.0	21100	10	25	12	16QAM	16.2	-

(Table continues)

Copyright © 2014 TCC Microsoft

(Table continues)

2535.0	21100	10	25	25	16QAM	16.4	-
2535.0	21100	10	50	0	16QAM	16.1	-
2558.3	21333	10	1	0	QPSK	18.6	-
2558.3	21333	10	1	24	QPSK	18.5	-
2558.3	21333	10	1	49	QPSK	18.5	-
2558.3	21333	10	25	0	QPSK	17.6	-
2558.3	21333	10	25	12	QPSK	17.5	-
2558.3	21333	10	25	25	QPSK	17.6	-
2558.3	21333	10	50	0	QPSK	17.6	-
2558.3	21333	10	1	0	16QAM	17.2	-
2558.3	21333	10	1	24	16QAM	17.1	-
2558.3	21333	10	1	49	16QAM	17.1	-
2558.3	21333	10	25	0	16QAM	16.5	-
2558.3	21333	10	25	12	16QAM	16.5	-
2558.3	21333	10	25	25	16QAM	16.5	-
2558.3	21333	10	50	0	16QAM	16.5	-
2511.7	20867	15	1	0	QPSK	18.6	-
2511.7	20867	15	1	36	QPSK	18.5	-
2511.7	20867	15	1	74	QPSK	18.5	-
2511.7	20867	15	37	0	QPSK	17.5	-
2511.7	20867	15	37	18	QPSK	17.6	-
2511.7	20867	15	37	38	QPSK	17.4	-
2511.7	20867	15	75	0	QPSK	17.5	-
2511.7	20867	15	1	0	16QAM	17.2	-
2511.7	20867	15	1	36	16QAM	17.2	-
2511.7	20867	15	1	74	16QAM	17.2	-
2511.7	20867	15	37	0	16QAM	16.5	-
2511.7	20867	15	37	18	16QAM	16.5	-
2511.7	20867	15	37	38	16QAM	16.4	-
2511.7	20867	15	75	0	16QAM	16.4	-
2535.0	21100	15	1	0	QPSK	18.4	-
2535.0	21100	15	1	36	QPSK	18.3	-
2535.0	21100	15	1	74	QPSK	18.3	-
2535.0	21100	15	37	0	QPSK	17.3	-
2535.0	21100	15	37	18	QPSK	17.3	-
2535.0	21100	15	37	38	QPSK	17.4	-
2535.0	21100	15	75	0	QPSK	17.3	-

(Table continues)

Copyright © 2014 TCC Microsoft

(Table continues)

2535.0	21100	15	1	0	16QAM	17.0	-
2535.0	21100	15	1	36	16QAM	17.1	-
2535.0	21100	15	1	74	16QAM	17.2	-
2535.0	21100	15	37	0	16QAM	16.3	-
2535.0	21100	15	37	18	16QAM	16.3	-
2535.0	21100	15	37	38	16QAM	16.3	-
2535.0	21100	15	75	0	16QAM	16.3	-
2558.3	21333	15	1	0	QPSK	18.6	-
2558.3	21333	15	1	36	QPSK	18.6	-
2558.3	21333	15	1	74	QPSK	18.5	-
2558.3	21333	15	37	0	QPSK	17.6	-
2558.3	21333	15	37	18	QPSK	17.6	-
2558.3	21333	15	37	38	QPSK	17.6	-
2558.3	21333	15	75	0	QPSK	17.6	-
2558.3	21333	15	1	0	16QAM	17.3	-
2558.3	21333	15	1	36	16QAM	17.2	-
2558.3	21333	15	1	74	16QAM	17.3	-
2558.3	21333	15	37	0	16QAM	16.5	-
2558.3	21333	15	37	18	16QAM	16.4	-
2558.3	21333	15	37	38	16QAM	16.5	-
2558.3	21333	15	75	0	16QAM	16.5	-
2511.7	20867	20	1	0	QPSK	18.5	-
2511.7	20867	20	1	49	QPSK	18.5	-
2511.7	20867	20	1	99	QPSK	18.6	-
2511.7	20867	20	50	0	QPSK	17.6	-
2511.7	20867	20	50	24	QPSK	17.5	-
2511.7	20867	20	50	50	QPSK	17.4	-
2511.7	20867	20	100	0	QPSK	17.6	-
2511.7	20867	20	1	0	16QAM	17.5	-
2511.7	20867	20	1	49	16QAM	17.3	-
2511.7	20867	20	1	99	16QAM	17.4	-
2511.7	20867	20	50	0	16QAM	16.4	-
2511.7	20867	20	50	24	16QAM	16.5	-
2511.7	20867	20	50	50	16QAM	16.4	-
2511.7	20867	20	100	0	16QAM	16.5	-
2535.0	21100	20	1	0	QPSK	18.4	-
2535.0	21100	20	1	49	QPSK	18.3	-

(Table continues)

Copyright © 2014 TCC Microsoft

(Table continues)

2535.0	21100	20	1	99	QPSK	18.4	-
2535.0	21100	20	50	0	QPSK	17.4	-
2535.0	21100	20	50	24	QPSK	17.3	-
2535.0	21100	20	50	50	QPSK	17.4	-
2535.0	21100	20	100	0	QPSK	17.4	-
2535.0	21100	20	1	0	16QAM	17.6	-
2535.0	21100	20	1	49	16QAM	17.5	-
2535.0	21100	20	1	99	16QAM	17.5	-
2535.0	21100	20	50	0	16QAM	16.3	-
2535.0	21100	20	50	24	16QAM	16.3	-
2535.0	21100	20	50	50	16QAM	16.3	-
2535.0	21100	20	100	0	16QAM	16.3	-
2558.3	21333	20	1	0	QPSK	18.5	-
2558.3	21333	20	1	49	QPSK	18.5	-
2558.3	21333	20	1	99	QPSK	18.6	-
2558.3	21333	20	50	0	QPSK	17.6	-
2558.3	21333	20	50	24	QPSK	17.6	-
2558.3	21333	20	50	50	QPSK	17.5	-
2558.3	21333	20	100	0	QPSK	17.6	-
2558.3	21333	20	1	0	16QAM	17.8	-
2558.3	21333	20	1	49	16QAM	17.6	-
2558.3	21333	20	1	99	16QAM	17.6	-
2558.3	21333	20	50	0	16QAM	16.5	-
2558.3	21333	20	50	24	16QAM	16.5	-
2558.3	21333	20	50	50	16QAM	16.4	-
2558.3	21333	20	100	0	16QAM	16.5	-

Copyright © 2014 TCC Microsoft

APPENDIX H: CONDUCTED POWER MEASUREMENTS FOR SUPPORTED GSM/GPRS/EGPRS TRANSMISSION MODES

H.1 Power Tuning Targets

GSM/GPRS/EGPRS 850 Head, Body-worn and Wireless Router			
Slot configuration	CH 148 828.2 MHz	CH 189 836.4 MHz	CH 231 844.8 MHz
GSM 1-slot	32.5	32.5	32.5
GPRS 2-slot	30.5	30.5	30.5
GPRS 3-slot	28.0	28.0	28.0
GPRS 4-slot	27.0	27.0	27.0
EGRPS 1-slot	27.0	27.0	27.0
EGPRS 2-slot	27.0	27.0	27.0
EGPRS 3-slot	25.0	25.0	25.0
EGPRS 4-slot	24.0	24.0	24.0

GSM/GPRS/EGPRS 1900 Head and Body-worn			
Slot configuration	CH 512 1850.2 MHz	CH 661 1880.0 MHz	CH 810 1909.8 MHz
GSM 1-slot	30.0	30.0	30.0
GPRS 2-slot	27.5	27.5	27.5
GPRS 3-slot	26.5	26.5	26.5
GPRS 4-slot	25.0	25.0	25.0
EGRPS 1-slot	26.0	26.0	26.0
EGPRS 2-slot	26.0	26.0	26.0
EGPRS 3-slot	24.0	24.0	24.0
EGPRS 4-slot	23.0	23.0	23.0

Copyright © 2014 TCC Microsoft

GSM/GPRS/EGPRS 1900 Wireless Router			
Slot configuration	CH 512 1850.2 MHz	CH 661 1880.0 MHz	CH 810 1909.8 MHz
GSM 1-slot	28.0	28.0	28.0
GPRS 2-slot	24.5	24.5	24.5
GPRS 3-slot	22.7	22.7	22.7
GPRS 4-slot	21.5	21.5	21.5
EGRPS 1-slot	26.0	26.0	26.0
EGPRS 2-slot	24.5	24.5	24.5
EGPRS 3-slot	22.7	22.7	22.7
EGPRS 4-slot	21.5	21.5	21.5

H.2 Conducted Power from the Samples used in the Testing

Type: RM-985; Serial number: 004402/47/815344/2, HW:0200, SW: 02030.00000.14271.24000 used for GSM/GPRS/EGPRS850 Head, Body-worn and Wireless Router SAR measurements.

GSM/GPRS/EGPRS 850 Head, Body-worn and Wireless Router			
Slot configuration	CH 148 828.2 MHz	CH 189 836.4 MHz	CH 231 844.8 MHz
GSM 1-slot	32.7	32.2	32.5
GPRS 2-slot	30.5	30.0	30.2
GPRS 3-slot	28.3	27.7	27.8
GPRS 4-slot	27.3	26.7	27.1
EGRPS 1-slot	27.5	26.9	27.2
EGPRS 2-slot	27.5	26.8	27.3
EGPRS 3-slot	25.3	24.7	25.1
EGPRS 4-slot	24.4	23.7	24.2

Copyright © 2014 TCC Microsoft

Type: RM-985; Serial number: 004402/47/815349/1, HW:0200, SW: 02030.00000.14271.24000 used for GSM/GPRS/EGPRS1900 Head and Body-worn.

GSM/GPRS/EGPRS 1900 Head and Body-worn			
Slot configuration	CH 512 1850.2 MHz	CH 661 1880.0 MHz	CH 810 1909.8 MHz
GSM 1-slot	29.9	30.1	30.0
GPRS 2-slot	27.3	27.6	27.3
GPRS 3-slot	26.2	26.4	26.1
GPRS 4-slot	24.5	24.7	24.6
EGRPS 1-slot	26.2	26.3	26.2
EGPRS 2-slot	26.1	26.3	26.1
EGPRS 3-slot	23.8	24.1	24.0
EGPRS 4-slot	22.7	22.9	22.8

Type: RM-985; Serial number: 004402/47/815312/9, HW:0200, SW: 02030.00000.14271.24000 used for GSM/GPRS/EGPRS1900 Wireless Router SAR measurements.

GSM/GPRS/EGPRS 1900 Wireless Router			
Slot configuration	CH 512 1850.2 MHz	CH 661 1880.0 MHz	CH 810 1909.8 MHz
GSM 1-slot	28.0	28.1	28.0
GPRS 2-slot	24.3	24.3	24.0
GPRS 3-slot	22.2	22.5	22.5
GPRS 4-slot	21.0	21.1	21.1
EGRPS 1-slot	25.8	25.8	25.7
EGPRS 2-slot	24.1	24.2	24.1
EGPRS 3-slot	22.2	22.3	22.2
EGPRS 4-slot	21.0	21.0	21.0

Copyright © 2014 TCC Microsoft

APPENDIX I: CONDUCTED POWER MEASUREMENTS FOR SUPPORTED WCDMA TRANSMISSION MODES

Type: RM-985; SN: 004402/47/815344/2, HW:0200, SW: 02030.00000.14271.24000 used for WCDMA850 (Band 5) Head, Body-worn and Wireless router SAR measurements

WCDMA 850 (Band 5) / Tuning target (dBm) Head, Body-worn and Wireless Router			
Mode	Ch 4147 829.4 MHz	Ch 4183 836.6 MHz	Ch 4219 1907.6 MHz
WCDMA	23.5	23.5	23.5
WCDMA 850 (Band 5) / Conducted power (dBm) Head, Body-worn and Wireless Router			
Mode	Ch 4147 829.4 MHz	Ch 4183 836.6 MHz	Ch 4219 1907.6 MHz
WCDMA	23.1	23.0	23.1

WCDMA and HSUPA Subtest mode conducted powers, measured from a separate, fully representative sample are presented in Appendix D.

Copyright © 2014 TCC Microsoft

Type: RM-985; SN: 004402/47/815349/1, HW:0200, SW: 02030.00000.14271.24000 used for WCDMA1900 (Band 2) Head and Body-worn SAR measurements

WCDMA 1900 (Band 2) / Tuning target (dBm) Head and Body-worn			
Mode	Ch 9262 1852.4 MHz	Ch 9400 1880.0 MHz	Ch 9538 843.8 MHz
WCDMA	23.5	23.5	23.5
WCDMA 1900 (Band 2) / Conducted power (dBm) Head and Body-worn			
Mode	Ch 9262 1852.4 MHz	Ch 9400 1880.0 MHz	Ch 9538 843.8 MHz
WCDMA	23.2	23.3	23.4

WCDMA and HSUPA Subtest mode conducted powers, measured from a separate, fully representative sample are presented in Appendix D.

Copyright © 2014 TCC Microsoft

Type: RM-985; SN: 004402/47/815312/9, HW:0200, SW: 02030.00000.14271.24000 used for WCDMA1900 (Band 2) Wireless router SAR measurements

WCDMA 1900 (Band 2) / Tuning target (dBm) Wireless Router			
Mode	Ch 9262 1852.4 MHz	Ch 9400 1880.0 MHz	Ch 9538 843.8 MHz
WCDMA	18.0	18.0	18.0
WCDMA 1900 (Band 2) / Conducted power (dBm) Wireless Router			
Mode	Ch 9262 1852.4 MHz	Ch 9400 1880.0 MHz	Ch 9538 843.8 MHz
WCDMA	18.2	18.4	18.1

WCDMA and HSUPA Subtest mode conducted powers, measured from a separate, fully representative sample are presented in Appendix D.

Copyright © 2014 TCC Microsoft

APPENDIX J: CONDUCTED POWER RESULTS FOR WLAN2450 AND WLAN5000

J.1 Power Tuning Targets

WLAN 2.4 GHz: 20 MHz channel bandwidth / Tuning targets								
Standard	Modulation	Data speed [MBPS]	CH 1	CH 2	CH 6	CH 7	CH 10	CH 11
802.11b	BPSK	1	18.0	18.0	18.0	18.0	18.0	18.0
802.11b	QPSK	2	18.0	18.0	18.0	18.0	18.0	18.0
802.11b	QPSK	5.5	18.0	18.0	18.0	18.0	18.0	18.0
802.11b	QPSK	11	18.0	18.0	18.0	18.0	18.0	18.0
802.11g	BPSK	6	16.0	16.0	16.0	16.0	16.0	16.0
802.11g	BPSK	9	16.0	16.0	16.0	16.0	16.0	16.0
802.11g	QPSK	12	15.0	15.0	15.0	15.0	15.0	15.0
802.11g	QPSK	18	15.0	15.0	15.0	15.0	15.0	15.0
802.11g	16QAM	24	14.0	14.0	14.0	14.0	14.0	14.0
802.11g	16QAM	36	14.0	14.0	14.0	14.0	14.0	14.0
802.11g	64QAM	48	13.0	13.0	13.0	13.0	13.0	13.0
802.11g	64QAM	54	13.0	13.0	13.0	13.0	13.0	13.0
802.11n	BPSK	6.5 / 7.25	14.0	14.0	14.0	14.0	14.0	14.0
802.11n	QPSK	13.0 / 14.4	14.0	14.0	14.0	14.0	14.0	14.0
802.11n	QPSK	19.5 / 21.7	14.0	14.0	14.0	14.0	14.0	14.0
802.11n	16QAM	26.0 / 28.9	14.0	14.0	14.0	14.0	14.0	14.0
802.11n	16QAM	39.0 / 43.3	13.0	13.0	13.0	13.0	13.0	13.0
802.11n	64QAM	52.0 / 57.8	13.0	13.0	13.0	13.0	13.0	13.0
802.11n	64QAM	58.5 / 65.0	13.0	13.0	13.0	13.0	13.0	13.0
802.11n	64QAM	65.0 / 72.2	13.0	13.0	13.0	13.0	13.0	13.0

Copyright © 2014 TCC Microsoft

Standard	Modulation	Data speed [MBPS]	RLAN 5 GHz / 20 MHz Tuning Targets					
			36	40	44	48	52	56
802.11a	BPSK	6	16.0	16.0	16.0	16.0	16.0	16.0
802.11a	BPSK	9	16.0	16.0	16.0	16.0	16.0	16.0
802.11a	QPSK	12	15.0	15.0	15.0	15.0	15.0	15.0
802.11a	QPSK	18	15.0	15.0	15.0	15.0	15.0	15.0
802.11a	16QAM	24	14.0	14.0	14.0	14.0	14.0	14.0
802.11a	16QAM	36	14.0	14.0	14.0	14.0	14.0	14.0
802.11a	64QAM	48	13.0	13.0	13.0	13.0	13.0	13.0
802.11a	64QAM	54	13.0	13.0	13.0	13.0	13.0	13.0
802.11n	BPSK	6.5 / 7.25	14.0	14.0	14.0	14.0	14.0	14.0
802.11n	QPSK	13.0 / 14.4	14.0	14.0	14.0	14.0	14.0	14.0
802.11n	QPSK	19.5 / 21.7	14.0	14.0	14.0	14.0	14.0	14.0
802.11n	16QAM	26.0 / 28.9	14.0	14.0	14.0	14.0	14.0	14.0
802.11n	16QAM	39.0 / 43.3	13.0	13.0	13.0	13.0	13.0	13.0
802.11n	64QAM	52.0 / 57.8	13.0	13.0	13.0	13.0	13.0	13.0
802.11n	64QAM	58.5 / 65.0	13.0	13.0	13.0	13.0	13.0	13.0
802.11n	64QAM	65.0 / 72.2	13.0	13.0	13.0	13.0	13.0	13.0
Standard	Modulation	Data speed [MBPS]	RLAN 5 GHz / 20 MHz Tuning Targets					
			60	64	100	104	108	112
802.11a	BPSK	6	16.0	16.0	16.0	16.0	16.0	16.0
802.11a	BPSK	9	16.0	16.0	16.0	16.0	16.0	16.0
802.11a	QPSK	12	15.0	15.0	15.0	15.0	15.0	15.0
802.11a	QPSK	18	15.0	15.0	15.0	15.0	15.0	15.0
802.11a	16QAM	24	14.0	14.0	14.0	14.0	14.0	14.0
802.11a	16QAM	36	14.0	14.0	14.0	14.0	14.0	14.0
802.11a	64QAM	48	13.0	13.0	13.0	13.0	13.0	13.0
802.11a	64QAM	54	13.0	13.0	13.0	13.0	13.0	13.0
802.11n	BPSK	6.5 / 7.25	14.0	14.0	14.0	14.0	14.0	14.0
802.11n	QPSK	13.0 / 14.4	14.0	14.0	14.0	14.0	14.0	14.0
802.11n	QPSK	19.5 / 21.7	14.0	14.0	14.0	14.0	14.0	14.0
802.11n	16QAM	26.0 / 28.9	14.0	14.0	14.0	14.0	14.0	14.0
802.11n	16QAM	39.0 / 43.3	13.0	13.0	13.0	13.0	13.0	13.0
802.11n	64QAM	52.0 / 57.8	13.0	13.0	13.0	13.0	13.0	13.0
802.11n	64QAM	58.5 / 65.0	13.0	13.0	13.0	13.0	13.0	13.0
802.11n	64QAM	65.0 / 72.2	13.0	13.0	13.0	13.0	13.0	13.0

(Table continues)

Copyright © 2014 TCC Microsoft

(Table continues)

Standard	Modulation	Data speed [MBPS]	RLAN 5 GHz / 20 MHz Tuning Targets					
			116	120	124	128	132	136
802.11a	BPSK	6	16.0	16.0	16.0	16.0	16.0	16.0
802.11a	BPSK	9	16.0	16.0	16.0	16.0	16.0	16.0
802.11a	QPSK	12	15.0	15.0	15.0	15.0	15.0	15.0
802.11a	QPSK	18	15.0	15.0	15.0	15.0	15.0	15.0
802.11a	16QAM	24	14.0	14.0	14.0	14.0	14.0	14.0
802.11a	16QAM	36	14.0	14.0	14.0	14.0	14.0	14.0
802.11a	64QAM	48	13.0	13.0	13.0	13.0	13.0	13.0
802.11a	64QAM	54	13.0	13.0	13.0	13.0	13.0	13.0
802.11n	BPSK	6.5 / 7.25	14.0	14.0	14.0	14.0	14.0	14.0
802.11n	QPSK	13.0 / 14.4	14.0	14.0	14.0	14.0	14.0	14.0
802.11n	QPSK	19.5 / 21.7	14.0	14.0	14.0	14.0	14.0	14.0
802.11n	16QAM	26.0 / 28.9	14.0	14.0	14.0	14.0	14.0	14.0
802.11n	16QAM	39.0 / 43.3	13.0	13.0	13.0	13.0	13.0	13.0
802.11n	64QAM	52.0 / 57.8	13.0	13.0	13.0	13.0	13.0	13.0
802.11n	64QAM	58.5 / 65.0	13.0	13.0	13.0	13.0	13.0	13.0
802.11n	64QAM	65.0 / 72.2	13.0	13.0	13.0	13.0	13.0	13.0
Standard	Modulation	Data speed [MBPS]	RLAN 5 GHz / 20 MHz Tuning Targets					
			140	149	153	157	161	165
802.11a	BPSK	6	16.0	16.0	16.0	16.0	16.0	16.0
802.11a	BPSK	9	16.0	16.0	16.0	16.0	16.0	16.0
802.11a	QPSK	12	15.0	15.0	15.0	15.0	15.0	15.0
802.11a	QPSK	18	15.0	15.0	15.0	15.0	15.0	15.0
802.11a	16QAM	24	14.0	14.0	14.0	14.0	14.0	14.0
802.11a	16QAM	36	14.0	14.0	14.0	14.0	14.0	14.0
802.11a	64QAM	48	13.0	13.0	13.0	13.0	13.0	13.0
802.11a	64QAM	54	13.0	13.0	13.0	13.0	13.0	13.0
802.11n	BPSK	6.5 / 7.25	14.0	14.0	14.0	14.0	14.0	14.0
802.11n	QPSK	13.0 / 14.4	14.0	14.0	14.0	14.0	14.0	14.0
802.11n	QPSK	19.5 / 21.7	14.0	14.0	14.0	14.0	14.0	14.0
802.11n	16QAM	26.0 / 28.9	14.0	14.0	14.0	14.0	14.0	14.0
802.11n	16QAM	39.0 / 43.3	13.0	13.0	13.0	13.0	13.0	13.0
802.11n	64QAM	52.0 / 57.8	13.0	13.0	13.0	13.0	13.0	13.0
802.11n	64QAM	58.5 / 65.0	13.0	13.0	13.0	13.0	13.0	13.0
802.11n	64QAM	65.0 / 72.2	13.0	13.0	13.0	13.0	13.0	13.0

(Table continues)

Copyright © 2014 TCC Microsoft

(Table continues)

Standard	Modulation	Data speed [MBPS]	RLAN 5 GHz / 40 MHz Tuning Targets						
			38 (36+40)	42 (40+44)	46 (44+48)	50 (48+52)	54 (52+56)	58 (56+60)	62 (60+64)
802.11n	BPSK	13.5 / 15.0	10.0	10.0	10.0	10.0	10.0	10.0	10.0
802.11n	QPSK	27.0 / 30.0	10.0	10.0	10.0	10.0	10.0	10.0	10.0
802.11n	QPSK	40.5 / 45.0	10.0	10.0	10.0	10.0	10.0	10.0	10.0
802.11n	16QAM	54.0 / 60.0	10.0	10.0	10.0	10.0	10.0	10.0	10.0
802.11n	16QAM	81.0 / 90.0	10.0	10.0	10.0	10.0	10.0	10.0	10.0
802.11n	64QAM	108.0 / 120.0	10.0	10.0	10.0	10.0	10.0	10.0	10.0
802.11n	64QAM	121.5 / 135.0	10.0	10.0	10.0	10.0	10.0	10.0	10.0
802.11n	64QAM	135.0 / 150.0	10.0	10.0	10.0	10.0	10.0	10.0	10.0

Standard	Modulation	Data speed [MBPS]	RLAN 5 GHz / 40 MHz Tuning Targets					
			102 (100+104)	106 (104+108)	110 (108+112)	114 (112+116)	118 (116+120)	122 (120+124)
802.11n	BPSK	13.5 / 15.0	10.0	10.0	10.0	10.0	10.0	10.0
802.11n	QPSK	27.0 / 30.0	10.0	10.0	10.0	10.0	10.0	10.0
802.11n	QPSK	40.5 / 45.0	10.0	10.0	10.0	10.0	10.0	10.0
802.11n	16QAM	54.0 / 60.0	10.0	10.0	10.0	10.0	10.0	10.0
802.11n	16QAM	81.0 / 90.0	10.0	10.0	10.0	10.0	10.0	10.0
802.11n	64QAM	108.0 / 120.0	10.0	10.0	10.0	10.0	10.0	10.0
802.11n	64QAM	121.5 / 135.0	10.0	10.0	10.0	10.0	10.0	10.0
802.11n	64QAM	135.0 / 150.0	10.0	10.0	10.0	10.0	10.0	10.0

Standard	Modulation	Data speed [MBPS]	RLAN 5 GHz / 40 MHz Tuning Targets			
			126 (124+128)	130 (128+132)	134 (132+136)	138 (136+140)
802.11n	BPSK	13.5 / 15.0	10.0	10.0	10.0	10.0
802.11n	QPSK	27.0 / 30.0	10.0	10.0	10.0	10.0
802.11n	QPSK	40.5 / 45.0	10.0	10.0	10.0	10.0
802.11n	16QAM	54.0 / 60.0	10.0	10.0	10.0	10.0
802.11n	16QAM	81.0 / 90.0	10.0	10.0	10.0	10.0
802.11n	64QAM	108.0 / 120.0	10.0	10.0	10.0	10.0
802.11n	64QAM	121.5 / 135.0	10.0	10.0	10.0	10.0
802.11n	64QAM	135.0 / 150.0	10.0	10.0	10.0	10.0

(Table continues)

Copyright © 2014 TCC Microsoft

(Table continues)

Standard	Modulation	Data speed [MBPS]	RLAN 5 GHz / 40 MHz Tuning Targets			
			151 (149+153)	155 (153+157)	159 (157+161)	163 (161+165)
802.11n	BPSK	13.5 / 15.0	10.0	10.0	10.0	10.0
802.11n	QPSK	27.0 / 30.0	10.0	10.0	10.0	10.0
802.11n	QPSK	40.5 / 45.0	10.0	10.0	10.0	10.0
802.11n	16QAM	54.0 / 60.0	10.0	10.0	10.0	10.0
802.11n	16QAM	81.0 / 90.0	10.0	10.0	10.0	10.0
802.11n	64QAM	108.0 / 120.0	10.0	10.0	10.0	10.0
802.11n	64QAM	121.5 / 135.0	10.0	10.0	10.0	10.0
802.11n	64QAM	135.0 / 150.0	10.0	10.0	10.0	10.0

Copyright © 2014 TCC Microsoft

J.2 Conducted Power from the Samples used in the Testing

Type: RM-985; SN: 004402/47/815308/7; HW: 0200, SW: 02030.00000.14271.24000 used for WLAN2450 for SAR Head, Body-worn and Wireless Router measurements.

WLAN 2.4 GHz: 20 MHz channel bandwidth								
Standard	Modulation	Data speed [MBPS]	CH 1	CH 2	CH 6	CH 7	CH 10	CH 11
802.11b	BPSK	1	17.7	18.0	17.8	17.8	17.6	17.7
802.11b	QPSK	2	17.9	18.0	17.6	17.8	17.7	17.7
802.11b	QPSK	5.5	17.8	18.0	17.8	18.0	17.7	17.9
802.11b	QPSK	11	17.6	18.2	17.8	17.7	17.6	17.9
802.11g	BPSK	6	15.7	15.6	15.6	15.5	15.4	15.6
802.11g	BPSK	9	15.7	15.6	15.6	15.3	15.4	15.6
802.11g	QPSK	12	14.7	14.8	14.3	14.4	14.5	14.5
802.11g	QPSK	18	14.7	14.6	14.6	14.5	14.6	14.5
802.11g	16QAM	24	13.6	13.7	13.4	13.4	13.6	13.5
802.11g	16QAM	36	13.7	13.6	13.4	13.4	13.5	13.5
802.11g	64QAM	48	12.3	12.8	12.4	12.3	12.4	12.6
802.11g	64QAM	54	12.4	12.7	12.5	12.6	12.4	12.4
802.11n	BPSK	6.5 / 7.25	13.7	13.8	13.5	13.5	13.3	13.6
802.11n	QPSK	13.0 / 14.4	13.8	13.8	13.5	13.5	13.6	13.3
802.11n	QPSK	19.5 / 21.7	13.8	13.6	13.5	13.8	13.4	13.4
802.11n	16QAM	26.0 / 28.9	13.7	13.6	13.6	13.6	13.3	13.4
802.11n	16QAM	39.0 / 43.3	12.6	12.8	12.5	12.3	12.5	12.7
802.11n	64QAM	52.0 / 57.8	12.4	12.9	12.5	12.5	12.2	12.4
802.11n	64QAM	58.5 / 65.0	12.8	12.5	12.3	12.5	12.3	12.6
802.11n	64QAM	65.0 / 72.2	12.9	12.5	12.4	12.3	12.4	12.4

Copyright © 2014 TCC Microsoft

Type: RM-983; Serial number: 004402/47/815319/4; HW: 0200, SW: 02030.00000.14271.24000 used for WLAN5000 Head and Body-worn measurements

Standard	Modulation	Data speed [MBPS]	RLAN 5 GHz / 20 MHz channel bandwidth: Measured values					
			36	40	44	48	52	56
802.11a	BPSK	6	15.8	15.8	15.8	16.0	16.0	15.9
802.11a	BPSK	9	15.7	15.8	15.8	16.0	15.6	15.5
802.11a	QPSK	12	15.1	15.2	15.1	15.4	15.1	15.2
802.11a	QPSK	18	15.1	15.3	15.1	15.4	15.1	15.1
802.11a	16QAM	24	14.4	14.2	14.5	14.3	14.3	14.2
802.11a	16QAM	36	14.1	14.2	14.5	14.4	14.3	14.3
802.11a	64QAM	48	13.5	13.3	13.4	13.2	13.1	13.3
802.11a	64QAM	54	13.4	13.2	13.4	13.2	13.4	13.3
802.11n	BPSK	6.5 / 7.25	14.4	14.6	14.4	14.3	14.3	14.2
802.11n	QPSK	13.0 / 14.4	14.4	14.3	14.1	14.4	14.4	14.3
802.11n	QPSK	19.5 / 21.7	14.4	14.3	14.2	14.4	14.4	14.3
802.11n	16QAM	26.0 / 28.9	14.4	14.3	14.1	14.4	14.3	14.2
802.11n	16QAM	39.0 / 43.3	12.9	13.3	13.5	13.3	13.3	13.3
802.11n	64QAM	52.0 / 57.8	13.1	14.0	13.0	13.4	13.0	13.2
802.11n	64QAM	58.5 / 65.0	13.4	13.3	13.4	13.3	13.4	13.3
802.11n	64QAM	65.0 / 72.2	13.4	13.4	13.5	13.4	13.2	13.3

(Table continues)

Copyright © 2014 TCC Microsoft

(Table continues)

Standard	Modulation	Data speed [MBPS]	RLAN 5 GHz / 20 MHz channel bandwidth: Measured values					
			60	64	100	104	108	112
802.11a	BPSK	6	15.6	16.0	16.1	16.1	16.1	16.1
802.11a	BPSK	9	15.8	16.0	16.0	16.1	16.1	16.1
802.11a	QPSK	12	15.0	15.1	14.9	15.0	15.0	15.0
802.11a	QPSK	18	15.0	15.1	14.9	15.0	15.1	15.0
802.11a	16QAM	24	14.2	14.2	14.0	13.8	13.8	14.2
802.11a	16QAM	36	14.3	14.3	14.0	13.8	13.9	13.9
802.11a	64QAM	48	13.2	13.4	12.9	12.9	13.0	13.0
802.11a	64QAM	54	13.2	13.3	13.0	13.0	13.0	12.9
802.11n	BPSK	6.5 / 7.25	14.2	14.3	14.0	14.1	14.2	14.2
802.11n	QPSK	13.0 / 14.4	14.3	14.4	14.1	14.2	13.9	14.2
802.11n	QPSK	19.5 / 21.7	14.3	14.4	14.1	13.9	13.9	13.9
802.11n	16QAM	26.0 / 28.9	14.3	14.4	14.1	13.8	14.0	14.2
802.11n	16QAM	39.0 / 43.3	13.1	13.3	13.0	13.0	13.0	13.0
802.11n	64QAM	52.0 / 57.8	13.3	13.3	13.0	13.0	13.1	13.1
802.11n	64QAM	58.5 / 65.0	13.2	13.3	12.9	13.0	13.1	13.2
802.11n	64QAM	65.0 / 72.2	13.3	13.4	12.9	13.1	13.2	12.6

Standard	Modulation	Data speed [MBPS]	RLAN 5 GHz / 20 MHz channel bandwidth: Measured values					
			116	120	124	128	132	136
802.11a	BPSK	6	16.0	16.0	16.0	15.9	15.8	15.7
802.11a	BPSK	9	16.0	16.0	16.0	15.9	15.8	15.8
802.11a	QPSK	12	15.0	15.0	15.0	14.9	15.1	15.0
802.11a	QPSK	18	15.0	15.0	15.1	15.0	14.8	15.0
802.11a	16QAM	24	13.7	14.1	13.7	14.1	14.0	13.9
802.11a	16QAM	36	13.7	13.8	13.8	13.7	13.7	13.9
802.11a	64QAM	48	12.9	13.0	12.9	12.9	12.7	12.8
802.11a	64QAM	54	12.8	12.9	12.9	12.9	13.3	13.2
802.11n	BPSK	6.5 / 7.25	14.1	14.2	14.2	13.7	14.0	14.0
802.11n	QPSK	13.0 / 14.4	13.8	14.2	14.3	13.8	14.1	14.0
802.11n	QPSK	19.5 / 21.7	13.8	14.2	14.3	13.8	14.1	14.0
802.11n	16QAM	26.0 / 28.9	13.7	13.9	13.8	13.8	13.6	14.0
802.11n	16QAM	39.0 / 43.3	13.0	13.0	13.0	12.9	12.8	12.8
802.11n	64QAM	52.0 / 57.8	13.0	12.9	13.1	13.0	13.3	13.3
802.11n	64QAM	58.5 / 65.0	13.0	13.0	13.1	13.0	13.0	12.8
802.11n	64QAM	65.0 / 72.2	13.0	13.0	13.1	13.1	13.4	12.8

(Table continues)

Copyright © 2014 TCC Microsoft

(Table continues)

Standard	Modulation	Data speed [MBPS]	RLAN 5 GHz / 20 MHz channel bandwidth: Measured values					
			140	149	153	157	161	165
802.11a	BPSK	6	16.0	16.1	15.9	16.1	15.9	16.1
802.11a	BPSK	9	16.0	16.1	16.1	16.1	15.9	15.8
802.11a	QPSK	12	15.0	15.1	15.1	15.1	14.9	15.0
802.11a	QPSK	18	15.0	15.1	15.1	15.1	15.0	15.0
802.11a	16QAM	24	14.0	13.8	13.8	14.3	14.1	13.9
802.11a	16QAM	36	14.0	14.2	13.9	13.8	14.2	14.0
802.11a	64QAM	48	12.7	12.9	13.0	12.9	13.2	12.7
802.11a	64QAM	54	12.7	12.9	12.9	13.0	12.8	12.5
802.11n	BPSK	6.5 / 7.25	13.9	14.2	14.2	14.2	13.7	14.2
802.11n	QPSK	13.0 / 14.4	14.0	14.3	14.3	14.2	14.1	14.0
802.11n	QPSK	19.5 / 21.7	14.0	14.3	14.3	13.9	14.2	14.0
802.11n	16QAM	26.0 / 28.9	14.0	14.3	13.9	13.8	14.0	13.9
802.11n	16QAM	39.0 / 43.3	12.7	13.0	13.0	13.0	12.9	13.1
802.11n	64QAM	52.0 / 57.8	12.7	13.0	13.0	13.0	12.9	13.1
802.11n	64QAM	58.5 / 65.0	13.3	13.0	12.7	13.0	13.0	12.6
802.11n	64QAM	65.0 / 72.2	13.4	13.1	13.0	12.9	13.0	13.2

Standard	Modulation	Data speed [MBPS]	RLAN 5 GHz / 40 MHz channel bandwidth: Measured values						
			38 (36+40)	42 (40+44)	46 (44+48)	50 (48+52)	54 (52+56)	58 (56+60)	62 (60+64)
802.11n	BPSK	13.5 / 15.0	8.7	9.2	9.0	9.1	8.7	8.7	8.8
802.11n	QPSK	27.0 / 30.0	8.8	9.3	9.1	9.2	8.8	8.8	8.8
802.11n	QPSK	40.5 / 45.0	8.9	8.9	9.1	9.2	8.8	9.2	9.2
802.11n	16QAM	54.0 / 60.0	8.8	8.8	9.1	8.8	8.8	8.8	8.9
802.11n	16QAM	81.0 / 90.0	8.8	9.4	8.8	9.2	8.8	8.8	8.9
802.11n	64QAM	108.0 / 120.0	8.9	8.8	9.1	8.9	8.9	8.8	8.8
802.11n	64QAM	121.5 / 135.0	9.0	8.8	9.1	9.0	8.9	8.8	8.9
802.11n	64QAM	135.0 / 150.0	8.8	8.9	9.2	8.9	8.9	8.9	9.0

(Table continues)

Copyright © 2014 TCC Microsoft

(Table continues)

Standard	Modulation	Data speed [MBPS]	RLAN 5 GHz / 40 MHz channel bandwidth: Measured values					
			102 (100+104)	106 (104+108)	110 (108+112)	114 (112+116)	118 (116+120)	122 (120+124)
802.11n	BPSK	13.5 / 15.0	9.2	8.9	9.0	8.9	8.9	9.0
802.11n	QPSK	27.0 / 30.0	8.9	9.0	9.0	9.0	9.4	9.0
802.11n	QPSK	40.5 / 45.0	9.0	9.0	9.1	9.0	9.0	9.1
802.11n	16QAM	54.0 / 60.0	9.3	9.0	9.1	9.0	8.9	8.7
802.11n	16QAM	81.0 / 90.0	8.9	8.6	9.1	9.0	9.0	8.7
802.11n	64QAM	108.0 / 120.0	9.0	9.0	9.1	9.1	9.0	9.2
802.11n	64QAM	121.5 / 135.0	8.9	9.0	9.2	8.6	9.1	9.0
802.11n	64QAM	135.0 / 150.0	9.0	9.1	9.0	9.0	8.6	8.7

Standard	Modulation	Data speed [MBPS]	RLAN 5 GHz / 40 MHz channel bandwidth: Measured values			
			126 (124+128)	130 (128+132)	134 (132+136)	138 (136+140)
802.11n	BPSK	13.5 / 15.0	9.0	8.9	9.2	9.2
802.11n	QPSK	27.0 / 30.0	9.1	9.0	8.9	9.3
802.11n	QPSK	40.5 / 45.0	8.6	9.0	8.9	8.9
802.11n	16QAM	54.0 / 60.0	8.7	9.0	8.9	8.9
802.11n	16QAM	81.0 / 90.0	8.7	9.1	8.9	8.9
802.11n	64QAM	108.0 / 120.0	9.1	8.6	9.0	8.9
802.11n	64QAM	121.5 / 135.0	9.1	8.6	8.9	8.9
802.11n	64QAM	135.0 / 150.0	9.1	9.1	9.0	9.0

Standard	Modulation	Data speed [MBPS]	RLAN 5 GHz / 40 MHz channel bandwidth: Measured values			
			151 (149+153)	155 (153+157)	159 (157+161)	163 (161+165)
802.11n	BPSK	13.5 / 15.0	9.0	9.0	8.9	8.7
802.11n	QPSK	27.0 / 30.0	9.0	9.0	8.9	8.8
802.11n	QPSK	40.5 / 45.0	8.6	9.1	8.6	8.9
802.11n	16QAM	54.0 / 60.0	8.6	9.1	8.6	8.9
802.11n	16QAM	81.0 / 90.0	9.1	9.1	9.0	8.4
802.11n	64QAM	108.0 / 120.0	8.7	8.7	8.7	8.5
802.11n	64QAM	121.5 / 135.0	8.7	8.8	8.7	8.9
802.11n	64QAM	135.0 / 150.0	8.8	8.8	9.0	8.5

Copyright © 2014 TCC Microsoft

APPENDIX K: DETAILS OF THE ANTENNA TUNER AND PRE-SCREENING SAR MEASUREMENTS

The device has antenna tuner. The details of Antenna Tuner can be found from document Antenna tuner theory of operation and SAR test proposal_v6.

K.1. System validation status

Probe Calibration Point f / MHz	Test System	DASY SW	Dipole Type / SN	Probe Type / SN	Calibrated signal types	DAE unit Type / SN	Validation done	
							Head tissue simulant	Body tissue simulant
835	TCC Salo / SAR-2	V52.8	D835V2 / 462	ES3DV4 / 3194	CW	DAE4 / 538	2014-02	2013-12
2600	TCC Salo / SAR-4	V52.8	D2600V2 / 1056	EX3DV4 / 3960	CW	DAE4 / 1302	2014-02	2014-02

K.2. System checking

System checking, head tissue simulant

f [MHz]	Description	SAR 1g [W/kg]	Estimated SAR 1g [W/kg]	Estimated SAR 1g Deviation	Scaled 1W SAR 1g [W/kg]	Dielectric Parameters*		SAR 1g Deviation from target	Dielectric Parameters Deviation from target		Temp
				dSAR [%]		εr	σ [S/m]	dSAR [%]	dεr [%]	dσ [%]	[°C]
	Tolerances			±3%				±10 %	±5 %	±5 %	
835	Reference result SN:426	-	-	-	9.19	41.5	0.90	TCC Salo/SAR-2 ES3DV4 SN:3194 Head 835MHz			
	2014-07-25	2.33	2.37	1.72	9.32	40.5	0.90	1.41	-2.41	0.00	22.1
	2014-07-28	2.31	2.37	2.60	9.24	40.3	0.90	0.54	-2.89	0.00	22.2
	2014-08-01	2.33	2.38	2.15	9.32	40.2	0.90	1.41	-3.13	0.00	22.3
2600	Reference result SN:1056	-	-	-	57.8	39.0	1.96	TCC Salo/SAR-4 EX3DV4 SN:3960 Head 2600MHz			
	2014-07-30	14.30	14.60	2.10	57.20	38.1	1.95	-1.04	-2.31	-0.51	21.2

* Dielectric parameter reference data taken from IEEE1528/IEC62209

Copyright © 2014 TCC Microsoft

System checking, body tissue simulant

f [MHz]	Description	SAR 1g [W/kg]	Estimated SAR 1g [W/kg]	Estimated SAR 1g Deviation	Scaled 1W SAR 1g [W/kg]	Dielectric Parameters*		SAR 1g Deviation from target	Dielectric Parameters Deviation from target		Temp
				dSAR [%]		ε_r	σ [S/m]	dSAR [%]	$d\varepsilon_r$ [%]	dσ [%]	[°C]
	Tolerances			±3%				±10 %	±5 %	±5 %	
835	Reference result SN:426	-	-	-	9.41	55.2	0.97	TCC Salo/SAR-2 ES3DV4 SN:3194 Body 835MHz			
	2014-07-28	2.38	2.42	1.68	9.52	53.8	0.98	1.17	-2.54	1.03	21.9
	2014-07-29	2.38	2.43	2.10	9.52	53.6	0.98	1.17	-2.90	1.03	21.4
2600	Reference result SN:1056	-	-	-	55.6	52.5	2.16	TCC Salo/SAR-4 EX3DV4 SN:3960 Body 2600MHz			
	2014-07-31	14.00	14.20	1.43	56.00	50.3	2.11	0.72	-4.19	-2.31	21.2

* Dielectric parameter reference data taken from FCC Published RF Exposure KDB Procedures

K.3. Tissue Simulants

Head tissue simulant measurements

f [MHz]	Description	Dielectric Parameters		Dielectric Parameters Deviation from recommended value		Temp [°C]
		ε_r	σ [S/m]	$d\varepsilon_r$ [%]	dσ [%]	
	Tolerances			±5 %	±5 %	
835	Recommended value	41.5	0.90			
	2014-08-01	40.2	0.90	-3.13	0.00	22.3
836	Recommended value	41.5	0.90			
	2014-07-25	40.5	0.90	-2.41	0.00	22.1
	2014-07-28	40.3	0.90	-2.89	0.00	22.2
2535	Recommended value	39.1	1.89			
	2014-07-30	38.3	1.88	-2.05	-0.53	21.2

Copyright © 2014 TCC Microsoft

Body tissue simulant measurements

f [MHz]	Description	Dielectric Parameters ε_r	Dielectric Parameters σ [S/m]	Dielectric Parameters Deviation from recommended value $d\varepsilon_r$ [%]	Dielectric Parameters Deviation from recommended value dσ [%]	Temp [°C]
	Tolerances			±5 %	±5 %	
835	Recommended value	55.2	0.97			
	2014-07-28	53.8	0.98	-2.54	1.03	21.9
	2014-07-29	53.6	0.98	-2.90	1.03	21.4
836	Recommended value	55.2	0.97			
	2014-07-28	53.8	0.98	-2.54	1.03	21.9
	2014-07-29	53.6	0.98	-2.90	1.03	21.4
2535	Recommended value	52.6	2.07			
	2014-07-31	50.5	2.04	-3.99	-1.45	21.2

Copyright © 2014 TCC Microsoft

K.4. Description of the pre-screening procedure and results

For each test position, all supported sub-bands (Sub-1, Sub-2, Sub-3), and all tuning states (Scenario #0, #1, #2) for each sub-band are tested.

For LTE, testing is performed only on the highest Channel BW and in QPSK modulation of the 1 RB offset having the highest conducted power result.

Pre-screening was performed with DASY52. Control software was used to set the tuner state (Scenario) to the chosen value based on the screening measurements below.

The tuner configuration in each of the plots below is identified by a label, which is a pair of numbers “A | B”, where “A” is the sub-band, and “B” is the tuning scenario.

The selected tuning state for official certification is indicated with yellow.

= Selected state

Copyright © 2014 TCC Microsoft

2-slot GPRS850 Head SAR pre-screening results

WCDMA850 (Band 5)												
Channel	Sub-band	Tuning Target + Tolerance [dBm]	Conducted Slot Average Power [dBm]	Time-averaged power [dBm]	Device Orientation	Screening results (DASY52)						Plot #
						Measured 1g SAR [W/kg]			Scaling factor* [dB]	Scaling factor* [Lin]	Max Reported* 1g SAR [W/kg]	
						Scenario #0	Scenario #1	Scenario #2			Max	
Ch 148 | 828.2 MHz	Sub-1	30.9	30.5	24.4	Left Cheek	0.355	0.377	0.390	0.4	1.10	0.431	[1|0] [1|1] [1|2]
Ch 189 | 836.4 MHz	Sub-2	30.9	30.0	24.0	Left Cheek	0.346	0.378	0.388	0.9	1.23	0.478	[2|0] [2|1] [2|2]
Ch 231 | 844.8 MHz	Sub-3	30.9	30.2	24.2	Left Cheek	0.340	0.378	0.403	0.7	1.17	0.471	[3|0] [3|1] [3|2]
Ch 148 | 828.2 MHz	Sub-1	30.9	30.5	24.4	Left Tilt	0.210	0.202	0.203	0.4	1.10	0.232	[1|0] [1|1] [1|2]
Ch 189 | 836.4 MHz	Sub-2	30.9	30.0	24.0	Left Tilt	0.210	0.209	0.208	0.9	1.23	0.259	[2|0] [2|1] [2|2]
Ch 231 | 844.8 MHz	Sub-3	30.9	30.2	24.2	Left Tilt	0.214	0.210	0.224	0.7	1.17	0.262	[3|0] [3|1] [3|2]
Ch 148 | 828.2 MHz	Sub-1	30.9	30.5	24.4	Right Cheek	0.276	0.286	0.275	0.4	1.10	0.316	[1|0] [1|1] [1|2]
Ch 189 | 836.4 MHz	Sub-2	30.9	30.0	24.0	Right Cheek	0.264	0.275	0.266	0.9	1.23	0.339	[2|0] [2|1] [2|2]
Ch 231 | 844.8 MHz	Sub-3	30.9	30.2	24.2	Right Cheek	0.263	0.284	0.296	0.7	1.17	0.346	[3|0] [3|1] [3|2]
Ch 148 | 828.2 MHz	Sub-1	30.9	30.5	24.4	Right Tilt	0.223	0.215	0.217	0.4	1.10	0.246	[1|0] [1|1] [1|2]
Ch 189 | 836.4 MHz	Sub-2	30.9	30.0	24.0	Right Tilt	0.208	0.210	0.203	0.9	1.23	0.259	[2|0] [2|1] [2|2]
Ch 231 | 844.8 MHz	Sub-3	30.9	30.2	24.2	Right Tilt	0.207	0.220	0.232	0.7	1.17	0.271	[3|0] [3|1] [3|2]

Copyright © 2014 TCC Microsoft

WCDMA850 (Band 5) Head SAR pre-screening results

WCDMA850 (Band 5)												
Channel	Sub-band	Tuning Target + Tolerance [dBm]	Conducted Slot Average Power [dBm]	Time-averaged power [dBm]	Device Orientation	Screening results (DASY52)						Plot #
						Measured 1g SAR [W/kg]			Scaling factor* [dB]	Scaling factor* [Lin]	Max Reported* 1g SAR [W/kg]	
						Scenario #0	Scenario #1	Scenario #2			Max	
Ch 4147 | 829.4 MHz	Sub-1	23.9	23.1	23.1	Left Cheek	0.300	0.289	0.259	0.8	1.20	0.361	[1|0] [1|1] [1|2]
Ch 4183 | 836.6 MHz	Sub-2	23.9	23.0	23.0	Left Cheek	0.311	0.291	0.283	0.9	1.23	0.383	[2|0] [2|1] [2|2]
Ch 4219 | 843.8 MHz	Sub-3	23.9	23.1	23.1	Left Cheek	0.314	0.316	0.327	0.8	1.20	0.393	[3|0] [3|1] [3|2]
Ch 4147 | 829.4 MHz	Sub-1	23.9	23.1	23.1	Left Tilt	0.166	0.159	0.150	0.8	1.20	0.200	[1|0] [1|1] [1|2]
Ch 4183 | 836.6 MHz	Sub-2	23.9	23.0	23.0	Left Tilt	0.167	0.160	0.152	0.9	1.23	0.205	[2|0] [2|1] [2|2]
Ch 4219 | 843.8 MHz	Sub-3	23.9	23.1	23.1	Left Tilt	0.173	0.177	0.176	0.8	1.20	0.213	[3|0] [3|1] [3|2]
Ch 4147 | 829.4 MHz	Sub-1	23.9	23.1	23.1	Right Cheek	0.209	0.200	0.171	0.8	1.20	0.251	[1|0] [1|1] [1|2]
Ch 4183 | 836.6 MHz	Sub-2	23.9	23.0	23.0	Right Cheek	0.215	0.204	0.186	0.9	1.23	0.265	[2|0] [2|1] [2|2]
Ch 4219 | 843.8 MHz	Sub-3	23.9	23.1	23.1	Right Cheek	0.212	0.217	0.218	0.8	1.20	0.262	[3|0] [3|1] [3|2]
Ch 4147 | 829.4 MHz	Sub-1	23.9	23.1	23.1	Right Tilt	0.150	0.120	0.114	0.8	1.20	0.180	[1|0] [1|1] [1|2]
Ch 4183 | 836.6 MHz	Sub-2	23.9	23.0	23.0	Right Tilt	0.146	0.127	0.127	0.9	1.23	0.180	[2|0] [2|1] [2|2]
Ch 4219 | 843.8 MHz	Sub-3	23.9	23.1	23.1	Right Tilt	0.154	0.157	0.156	0.8	1.20	0.189	[3|0] [3|1] [3|2]

Copyright © 2014 TCC Microsoft

LTE2500 (Band 7) Head SAR pre-screening results

20MHz Ch BW QPSK 1RB 100% offset - 1g												
Channel	Sub-band	Tuning Target + Tolerance [dBm]	Conducted Slot Average Power [dBm]	Time-averaged power [dBm]	Device Orientation	Screening results (DASY52)						Plot label
						Measured 1g SAR [W/kg]			Scaling factor* [dB]	Scaling factor* [Lin]	Max Reported* 1g SAR [W/kg]	
						Scenario #0	Scenario #1	Scenario #2			Max	
Ch 20867 | 2511,7 MHz	Sub-1	23.9	23.5	23.5	Left Cheek	0.179	0.217	0.216	0.4	1.10	0.238	[1|0] [1|1] [1|2]
Ch 21100 | 2535 MHz	Sub-2	23.9	23.5	23.5	Left Cheek	0.165	0.184	0.188	0.4	1.10	0.206	[2|0] [2|1] [2|2]
Ch 21333 | 2558,3 MHz	Sub-3	23.9	23.6	23.6	Left Cheek	0.170	0.196	0.193	0.3	1.07	0.210	[3|0] [3|1] [3|2]
Ch 20867 | 2511,7 MHz	Sub-1	23.9	23.5	23.5	Left Tilt	0.098	0.095	0.100	0.4	1.10	0.109	[1|0] [1|1] [1|2]
Ch 21100 | 2535 MHz	Sub-2	23.9	23.5	23.5	Left Tilt	0.070	0.068	0.068	0.4	1.10	0.077	[2|0] [2|1] [2|2]
Ch 21333 | 2558,3 MHz	Sub-3	23.9	23.6	23.6	Left Tilt	0.067	0.068	0.065	0.3	1.07	0.072	[3|0] [3|1] [3|2]
Ch 20867 | 2511,7 MHz	Sub-1	23.9	23.5	23.5	Right Cheek	0.130	0.132	0.140	0.4	1.10	0.154	[1|0] [1|1] [1|2]
Ch 21100 | 2535 MHz	Sub-2	23.9	23.5	23.5	Right Cheek	0.099	0.103	0.104	0.4	1.10	0.114	[2|0] [2|1] [2|2]
Ch 21333 | 2558,3 MHz	Sub-3	23.9	23.6	23.6	Right Cheek	0.100	0.107	0.098	0.3	1.07	0.115	[3|0] [3|1] [3|2]

(LTE2500 (Band 7) Table continues)

Copyright © 2014 TCC Microsoft

(LTE2500 (Band 7) Table continues)

20MHz Ch BW QPSK 1RB 100% offset - 1g												
Channel	Sub-band	Tuning Target + Tolerance [dBm]	Conducted Slot Average Power [dBm]	Time-averaged power [dBm]	Device Orientation	Screening results (DASY52)						Plot label
						Measured 1g SAR [W/kg]			Scaling factor* [dB]	Scaling factor* [Lin]	Max Reported* 1g SAR [W/kg]	
						Scenario #0	Scenario #1	Scenario #2			Max	
Ch 20867 | 2511,7 MHz	Sub-1	23.9	23.5	23.5	Right Tilt	0.048	0.064	0.047	0.4	1.10	0.071	[1|0] [1|1] [1|2]
Ch 21100 | 2535 MHz	Sub-2	23.9	23.5	23.5	Right Tilt	0.036	0.042	0.037	0.4	1.10	0.046	[2|0] [2|1] [2|2]
Ch 21333 | 2558,3 MHz	Sub-3	23.9	23.6	23.6	Right Tilt	0.039	0.042	0.040	0.3	1.07	0.045	[3|0] [3|1] [3|2]

Copyright © 2014 TCC Microsoft

2-slot GPRS850 Body SAR pre-screening results (15mm)

WCDMA850 (Band 5) - 1g												
Channel	Sub-band	Tuning Target + Tolerance [dBm]	Conducted Slot Average Power [dBm]	Time-averaged power [dBm]	Device Orientation	Screening results (DASY52)						Plot #
						Measured 1g SAR [W/kg]			Scaling factor* [dB]	Scaling factor* [Lin]	Max Reported* 1g SAR [W/kg]	
						Scenario #0	Scenario #1	Scenario #2			Max	
Ch 148 | 828.2 MHz	Sub-1	30.9	30.5	24.4	Back facing phantom - Without headset	0.452	0.409	0.393	0.4	1.10	0.499	[1|0] [1|1] [1|2]
Ch 189 | 836.4 MHz	Sub-2	30.9	30.0	24.0	Back facing phantom - Without headset	0.406	0.411	0.391	0.9	1.23	0.507	[2|0] [2|1] [2|2]
Ch 231 | 844.8 MHz	Sub-3	30.9	30.2	24.2	Back facing phantom - Without headset	0.396	0.423	0.414	0.7	1.17	0.495	[3|0] [3|1] [3|2]
Ch 148 | 828.2 MHz	Sub-1	30.9	30.5	24.4	Display facing phantom - Without headset	0.468	0.430	0.453	0.4	1.10	0.517	[1|0] [1|1] [1|2]
Ch 189 | 836.4 MHz	Sub-2	30.9	30.0	24.0	Display facing phantom - Without headset	0.451	0.446	0.449	0.9	1.23	0.556	[2|0] [2|1] [2|2]
Ch 231 | 844.8 MHz	Sub-3	30.9	30.2	24.2	Display facing phantom - Without headset	0.449	0.443	0.456	0.7	1.17	0.533	[3|0] [3|1] [3|2]

Copyright © 2014 TCC Microsoft

WCDMA850 (Band 5) Body SAR pre-screening results (15mm)

WCDMA850 (Band 5) - 1g												
Channel	Sub-band	Tuning Target + Tolerance [dBm]	Conducted Slot Average Power [dBm]	Time-averaged power [dBm]	Device Orientation	Screening results (DASY52)						Plot #
						Measured 1g SAR [W/kg]			Scaling factor* [dB]	Scaling factor* [Lin]	Max Reported* 1g SAR [W/kg]	
						Scenario #0	Scenario #1	Scenario #2			Max	
Ch 4147 | 829.4 MHz	Sub-1	23.9	23.1	23.1	Back facing phantom - Without headset	0.314	0.306	0.261	0.8	1.20	0.378	[1|0] [1|1] [1|2]
Ch 4183 | 836.6 MHz	Sub-2	23.9	23.0	23.0	Back facing phantom - Without headset	0.325	0.307	0.287	0.9	1.23	0.400	[2|0] [2|1] [2|2]
Ch 4219 | 843.8 MHz	Sub-3	23.9	23.1	23.1	Back facing phantom - Without headset	0.327	0.327	0.326	0.8	1.20	0.393	[3|0] [3|1] [3|2]
Ch 4147 | 829.4 MHz	Sub-1	23.9	23.1	23.1	Display facing phantom - Without headset	0.331	0.312	0.279	0.8	1.20	0.398	[1|0] [1|1] [1|2]
Ch 4183 | 836.6 MHz	Sub-2	23.9	23.0	23.0	Display facing phantom - Without headset	0.335	0.316	0.301	0.9	1.23	0.412	[2|0] [2|1] [2|2]
Ch 4219 | 843.8 MHz	Sub-3	23.9	23.1	23.1	Display facing phantom - Without headset	0.354	0.338	0.348	0.8	1.20	0.426	[3|0] [3|1] [3|2]

Copyright © 2014 TCC Microsoft

LTE2500 (Band 7) Body SAR pre-screening results (15mm)

20MHz Ch BW QPSK 1RB 100% offset - 1g												
Channel	Sub-band	Tuning Target + Tolerance [dBm]	Conducted Slot Average Power [dBm]	Time-averaged power [dBm]	Device Orientation	Screening results (DASY52)						Plot label
						Measured 1g SAR [W/kg]			Scaling factor* [dB]	Scaling factor* [Lin]	Max Reported* 1g SAR [W/kg]	
						Scenario #0	Scenario #1	Scenario #2			Max	
Ch 20867 | 2511.7 MHz	Sub-1	23.9	23.5	23.5	Back facing phantom - Without headset	0.499	0.528	0.521	0.4	1.10	0.579	[1|0] [1|1] [1|2]
Ch 21100 | 2535 MHz	Sub-2	23.9	23.5	23.5	Back facing phantom - Without headset	0.364	0.396	0.396	0.4	1.10	0.434	[2|0] [2|1] [2|2]
Ch 21333 | 2558.3 MHz	Sub-3	23.9	23.6	23.6	Back facing phantom - Without headset	0.374	0.395	0.392	0.3	1.07	0.423	[3|0] [3|1] [3|2]
Ch 20867 | 2511.7 MHz	Sub-1	23.9	23.5	23.5	Display facing phantom - Without headset	0.618	0.625	0.624	0.4	1.10	0.685	[1|0] [1|1] [1|2]
Ch 21100 | 2535 MHz	Sub-2	23.9	23.5	23.5	Display facing phantom - Without headset	0.446	0.453	0.447	0.4	1.10	0.497	[2|0] [2|1] [2|2]
Ch 21333 | 2558.3 MHz	Sub-3	23.9	23.6	23.6	Display facing phantom - Without headset	0.464	0.459	0.463	0.3	1.07	0.497	[3|0] [3|1] [3|2]

Copyright © 2014 TCC Microsoft

2-slot GPRS850 Wireless Router pre-screening SAR result (10mm)

WCDMA850 (Band 5) - 1g												
Channel	Sub-band	Tuning Target + Tolerance [dBm]	Conducted Slot Average Power [dBm]	Time-averaged power [dBm]	Device Orientation	Screening results (DASY52)						Plot #
						Measured 1g SAR [W/kg]			Scaling factor* [dB]	Scaling factor* [Lin]	Max Reported* 1g SAR [W/kg]	
						Scenario #0	Scenario #1	Scenario #2			Max	
Ch 148 | 828.2 MHz	Sub-1	30.9	30.5	24.4	Back facing phantom	0.493	0.490	0.475	0.4	1.10	0.544	[1|0] [1|1] [1|2]
Ch 189 | 836.4 MHz	Sub-2	30.9	30.0	24.0	Back facing phantom	0.476	0.484	0.468	0.9	1.23	0.597	[2|0] [2|1] [2|2]
Ch 231 | 844.8 MHz	Sub-3	30.9	30.2	24.2	Back facing phantom	0.474	0.501	0.349	0.7	1.17	0.586	[3|0] [3|1] [3|2]
Ch 148 | 828.2 MHz	Sub-1	30.9	30.5	24.4	Display facing phantom	0.680	0.616	0.643	0.4	1.10	0.751	[1|0] [1|1] [1|2]
Ch 189 | 836.4 MHz	Sub-2	30.9	30.0	24.0	Display facing phantom	0.662	0.633	0.636	0.9	1.23	0.816	[2|0] [2|1] [2|2]
Ch 231 | 844.8 MHz	Sub-3	30.9	30.2	24.2	Display facing phantom	0.671	0.643	0.664	0.7	1.17	0.785	[3|0] [3|1] [3|2]
Ch 148 | 828.2 MHz	Sub-1	30.9	30.5	24.4	Top edge facing phantom	Not tested for bottom antenna			0.4	1.10	-	[1|0] [1|1] [1|2]
Ch 189 | 836.4 MHz	Sub-2	30.9	30.0	24.0	Top edge facing phantom				0.9	1.23	-	[2|0] [2|1] [2|2]
Ch 231 | 844.8 MHz	Sub-3	30.9	30.2	24.2	Top edge facing phantom				0.7	1.17	-	[3|0] [3|1] [3|2]
Ch 148 | 828.2 MHz	Sub-1	30.9	30.5	24.4	Bottom edge facing phantom	0.439	0.390	0.380	0.4	1.10	0.485	[1|0] [1|1] [1|2]
Ch 189 | 836.4 MHz	Sub-2	30.9	30.0	24.0	Bottom edge facing phantom	0.399	0.375	0.367	0.9	1.23	0.492	[2|0] [2|1] [2|2]
Ch 231 | 844.8 MHz	Sub-3	30.9	30.2	24.2	Bottom edge facing phantom	0.383	0.364	0.371	0.7	1.17	0.448	[3|0] [3|1] [3|2]

(2-slot GPRS850 Table continues)

Copyright © 2014 TCC Microsoft

(2-slot GPRS850 Table continues)

WCDMA850 (Band 5) - 1g												
Channel	Sub-band	Tuning Target + Tolerance [dBm]	Conducted Slot Average Power [dBm]	Time-averaged power [dBm]	Device Orientation	Screening results (DASY52)						Plot #
						Measured 1g SAR [W/kg]			Scaling factor* [dB]	Scaling factor* [Lin]	Max Reported* 1g SAR [W/kg]	
						Scenario #0	Scenario #1	Scenario #2			Max	
Ch 148 | 828.2 MHz	Sub-1	30.9	30.5	24.4	Left edge facing phantom	0.474	0.449	0.449	0.4	1.10	0.523	[1|0] [1|1] [1|2]
Ch 189 | 836.4 MHz	Sub-2	30.9	30.0	24.0	Left edge facing phantom	0.493	0.465	0.469	0.9	1.23	0.608	[2|0] [2|1] [2|2]
Ch 231 | 844.8 MHz	Sub-3	30.9	30.2	24.2	Left edge facing phantom	0.506	0.507	0.507	0.7	1.17	0.593	[3|0] [3|1] [3|2]
Ch 148 | 828.2 MHz	Sub-1	30.9	30.5	24.4	Right edge facing phantom	0.241	0.252	0.246	0.4	1.10	0.278	[1|0] [1|1] [1|2]
Ch 189 | 836.4 MHz	Sub-2	30.9	30.0	24.0	Right edge facing phantom	0.239	0.259	0.252	0.9	1.23	0.319	[2|0] [2|1] [2|2]
Ch 231 | 844.8 MHz	Sub-3	30.9	30.2	24.2	Right edge facing phantom	0.228	0.248	0.252	0.7	1.17	0.295	[3|0] [3|1] [3|2]

Copyright © 2014 TCC Microsoft

WCDMA850 (Band 5) Wireless Router pre-screening SAR result (10mm)

WCDMA850 (Band 5) - 1g												
Channel	Sub-band	Tuning Target + Tolerance [dBm]	Conducted Slot Average Power [dBm]	Time-averaged power [dBm]	Device Orientation	Screening results (DASY52)						Plot #
						Measured 1g SAR [W/kg]			Scaling factor* [dB]	Scaling factor* [Lin]	Max Reported* 1g SAR [W/kg]	
						Scenario #0	Scenario #1	Scenario #2			Max	
Ch 4147 | 829.4 MHz	Sub-1	23.9	23.1	23.1	Back facing phantom	0.381	0.370	0.314	0.8	1.20	0.458	[1|0] [1|1] [1|2]
Ch 4183 | 836.6 MHz	Sub-2	23.9	23.0	23.0	Back facing phantom	0.384	0.373	0.342	0.9	1.23	0.472	[2|0] [2|1] [2|2]
Ch 4219 | 843.8 MHz	Sub-3	23.9	23.1	23.1	Back facing phantom	0.391	0.396	0.394	0.8	1.20	**0.476**	[3|0] [3|1] [3|2]
Ch 4147 | 829.4 MHz	Sub-1	23.9	23.1	23.1	Display facing phantom	0.484	0.458	0.406	0.8	1.20	0.582	[1|0] [1|1] [1|2]
Ch 4183 | 836.6 MHz	Sub-2	23.9	23.0	23.0	Display facing phantom	0.507	0.469	0.444	0.9	1.23	0.624	[2|0] [2|1] [2|2]
Ch 4219 | 843.8 MHz	Sub-3	23.9	23.1	23.1	Display facing phantom	0.541	0.512	0.522	0.8	1.20	**0.650**	[3|0] [3|1] [3|2]
Ch 4147 | 829.4 MHz	Sub-1	23.9	23.1	23.1	Top edge facing phantom	Not tested for bottom antenna			0.8	1.20	-	[1|0] [1|1] [1|2]
Ch 4183 | 836.6 MHz	Sub-2	23.9	23.0	23.0	Top edge facing phantom				0.9	1.23	-	[2|0] [2|1] [2|2]
Ch 4219 | 843.8 MHz	Sub-3	23.9	23.1	23.1	Top edge facing phantom				0.8	1.20	-	[3|0] [3|1] [3|2]
Ch 4147 | 829.4 MHz	Sub-1	23.9	23.1	23.1	Bottom edge facing phantom	0.323	0.302	0.262	0.8	1.20	0.388	[1|0] [1|1] [1|2]
Ch 4183 | 836.6 MHz	Sub-2	23.9	23.0	23.0	Bottom edge facing phantom	0.327	0.307	0.287	0.9	1.23	**0.402**	[2|0] [2|1] [2|2]
Ch 4219 | 843.8 MHz	Sub-3	23.9	23.1	23.1	Bottom edge facing phantom	0.322	0.315	0.325	0.8	1.20	0.391	[3|0] [3|1] [3|2]

(WCDMA850 (Band 5) Table continues)

Copyright © 2014 TCC Microsoft

(WCDMA850 (Band 5) Table continues)

WCDMA850 (Band 5) - 1g												
Channel	Sub-band	Tuning Target + Tolerance [dBm]	Conducted Slot Average Power [dBm]	Time-averaged power [dBm]	Device Orientation	Screening results (DASY52)						Plot #
						Measured 1g SAR [W/kg]			Scaling factor* [dB]	Scaling factor* [Lin]	Max Reported* 1g SAR [W/kg]	
						Scenario #0	Scenario #1	Scenario #2			Max	
Ch 4147 | 829.4 MHz	Sub-1	23.9	23.1	23.1	Left edge facing phantom	0.333	0.273	0.282	0.8	1.20	0.400	[1|0] [1|1] [1|2]
Ch 4183 | 836.6 MHz	Sub-2	23.9	23.0	23.0	Left edge facing phantom	0.365	0.319	0.325	0.9	1.23	0.449	[2|0] [2|1] [2|2]
Ch 4219 | 843.8 MHz	Sub-3	23.9	23.1	23.1	Left edge facing phantom	0.410	0.395	0.406	0.8	1.20	0.493	[3|0] [3|1] [3|2]
Ch 4147 | 829.4 MHz	Sub-1	23.9	23.1	23.1	Right edge facing phantom	0.170	0.160	0.138	0.8	1.20	0.204	[1|0] [1|1] [1|2]
Ch 4183 | 836.6 MHz	Sub-2	23.9		23.0	Right edge facing phantom	0.173	0.168	0.155	0.9	1.23	0.213	[2|0] [2|1] [2|2]
Ch 4219 | 843.8 MHz	Sub-3	23.9	23.1	23.1	Right edge facing phantom	0.170	0.168	0.174	0.8	1.20	0.209	[3|0] [3|1] [3|2]

Copyright © 2014 TCC Microsoft

LTE2500 (Band 7) Wireless Router pre-screening SAR result (10mm)

20MHz Ch BW QPSK 1RB 0% offset - 1g												
Channel	Sub-band	Tuning Target + Tolerance [dBm]	Conducted Slot Average Power [dBm]	Time-averaged power [dBm]	Device Orientation	Screening results (DASY52)						Plot label
						Measured 1g SAR [W/kg]			Scaling factor* [dB]	Scaling factor* [Lin]	Max Reported* 1g SAR [W/kg]	
						Scenario #0	Scenario #1	Scenario #2			Max	
Ch 20867 | 2511.7 MHz	Sub-1	18.9	18.6	18.6	Back facing phantom	0.259	0.270	0.267	0.3	1.07	0.289	[1|0] [1|1] [1|2]
Ch 21100 | 2535 MHz	Sub-2	18.9	18.4	18.4	Back facing phantom	0.214	0.219	0.219	0.5	1.12	0.246	[2|0] [2|1] [2|2]
Ch 21333 | 2558.3 MHz	Sub-3	18.9	18.6	18.6	Back facing phantom	0.217	0.214	0.212	0.3	1.07	0.233	[3|0] [3|1] [3|2]
Ch 20867 | 2511.7 MHz	Sub-1	18.9	18.6	18.6	Display facing phantom	0.349	0.346	0.349	0.3	1.07	0.374	[1|0] [1|1] [1|2]
Ch 21100 | 2535 MHz	Sub-2	18.9	18.4	18.4	Display facing phantom	0.292	0.288	0.297	0.5	1.12	0.333	[2|0] [2|1] [2|2]
Ch 21333 | 2558.3 MHz	Sub-3	18.9	18.6	18.6	Display facing phantom	0.288	0.280	0.278	0.3	1.07	0.309	[3|0] [3|1] [3|2]
Ch 20867 | 2511.7 MHz	Sub-1	18.9	18.6	18.6	Top edge facing phantom	Not tested for bottom antenna			0.3	1.07	-	[1|0] [1|1] [1|2]
Ch 21100 | 2535 MHz	Sub-2	18.9	18.4	18.4	Top edge facing phantom				0.5	1.12	-	[2|0] [2|1] [2|2]
Ch 21333 | 2558.3 MHz	Sub-3	18.9	18.6	18.6	Top edge facing phantom				0.3	1.07	-	[3|0] [3|1] [3|2]

(LTE2500 (Band 7) Table continues)

Copyright © 2014 TCC Microsoft

(LTE2500 (Band 7) Table continues)

20MHz Ch BW QPSK 1RB 0% offset - 1g												
Channel	Sub-band	Tuning Target + Tolerance [dBm]	Conducted Slot Average Power [dBm]	Time-averaged power [dBm]	Device Orientation	Screening results (DASY52)						Plot label
						Measured 1g SAR [W/kg]			Scaling factor* [dB]	Scaling factor* [Lin]	Max Reported* 1g SAR [W/kg]	
						Scenario #0	Scenario #1	Scenario #2			Max	
Ch 20867 | 2511.7 MHz	Sub-1	18.9	18.6	18.6	Bottom edge facing phantom	0.933	0.870	0.903	0.3	1.07	1.000	[1|0] [1|1] [1|2]
Ch 21100 | 2535 MHz	Sub-2	18.9	18.4	18.4	Bottom edge facing phantom	0.795	0.714	0.729	0.5	1.12	0.892	[2|0] [2|1] [2|2]
Ch 21333 | 2558.3 MHz	Sub-3	18.9	18.6	18.6	Bottom edge facing phantom	0.776	0.691	0.720	0.3	1.07	0.831	[3|0] [3|1] [3|2]
Ch 20867 | 2511.7 MHz	Sub-1	18.9	18.6	18.6	Left edge facing phantom	0.053	0.054	0.050	0.3	1.07	0.058	[1|0] [1|1] [1|2]
Ch 21100 | 2535 MHz	Sub-2	18.9	18.4	18.4	Left edge facing phantom	0.043	0.044	0.041	0.5	1.12	0.049	[2|0] [2|1] [2|2]
Ch 21333 | 2558.3 MHz	Sub-3	18.9	18.6	18.6	Left edge facing phantom	0.039	0.040	0.037	0.3	1.07	0.043	[3|0] [3|1] [3|2]
Ch 20867 | 2511.7 MHz	Sub-1	18.9	18.6	18.6	Right edge facing phantom	0.098	0.098	0.099	0.3	1.07	0.106	[1|0] [1|1] [1|2]
Ch 21100 | 2535 MHz	Sub-2	18.9	18.4	18.4	Right edge facing phantom	0.098	0.096	0.098	0.5	1.12	0.110	[2|0] [2|1] [2|2]
Ch 21333 | 2558.3 MHz	Sub-3	18.9	18.6	18.6	Right edge facing phantom	0.095	0.097	0.087	0.3	1.07	0.104	[3|0] [3|1] [3|2]

Copyright © 2014 TCC Microsoft

2-slot GPRS850 Head – Left Cheek SAR pre-screening measurement plots

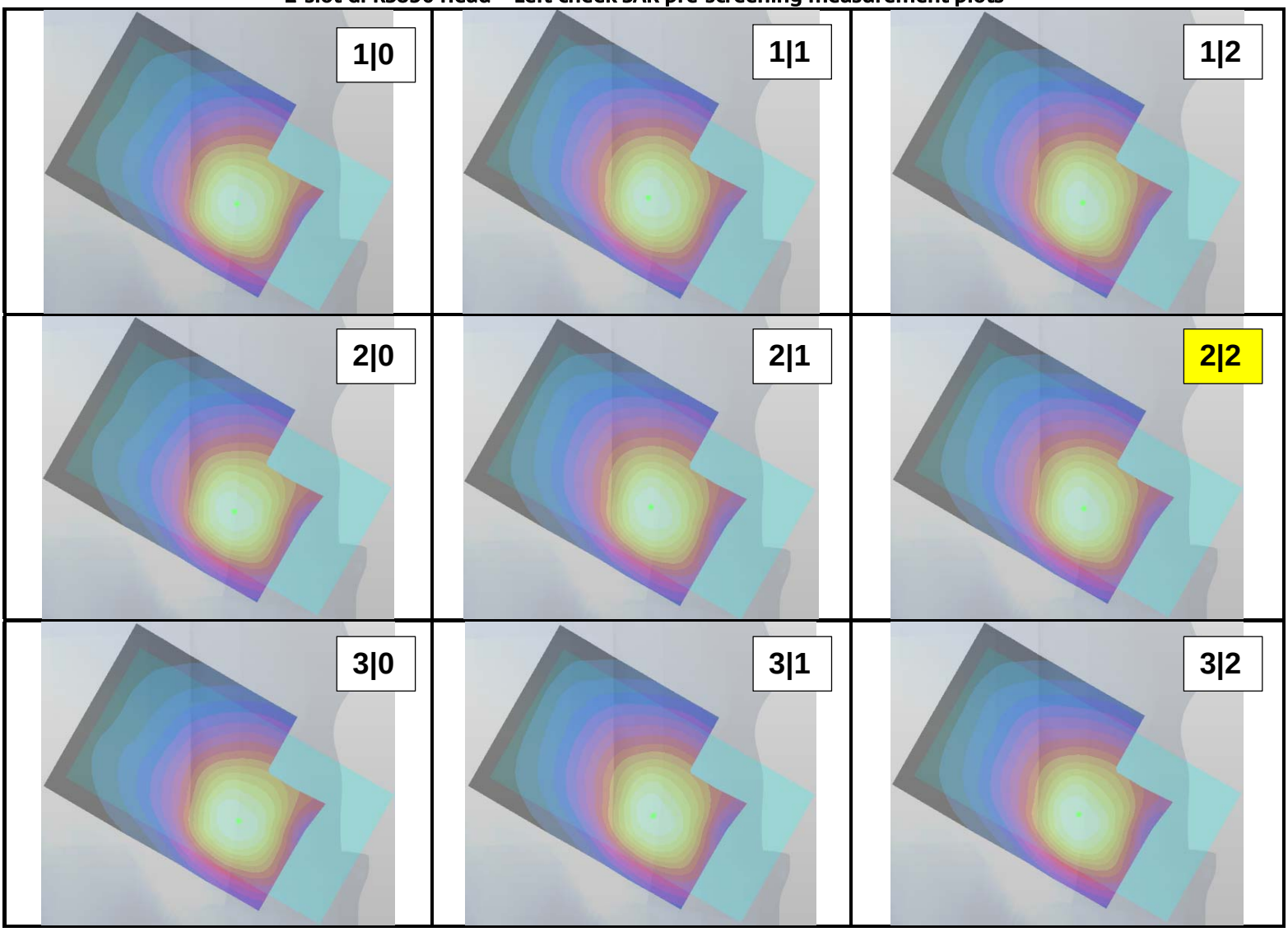

Copyright © 2014 TCC Microsoft

WCDMA850 (Band 5) Head – Left Cheek SAR pre-screening measurement plots

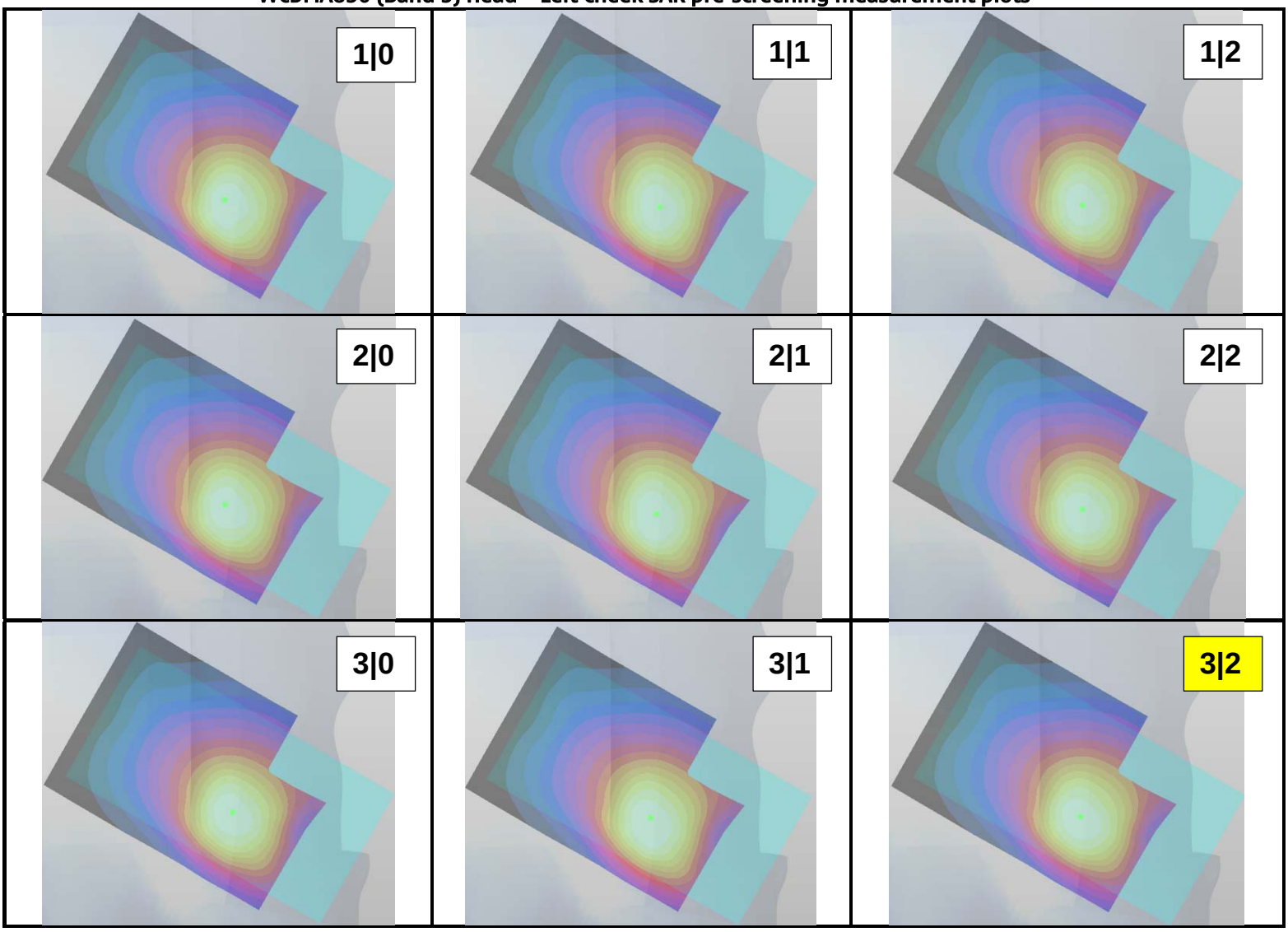

Copyright © 2014 TCC Microsoft

LTE2500 (Band 7) – Left Cheek SAR pre-screening measurement plots

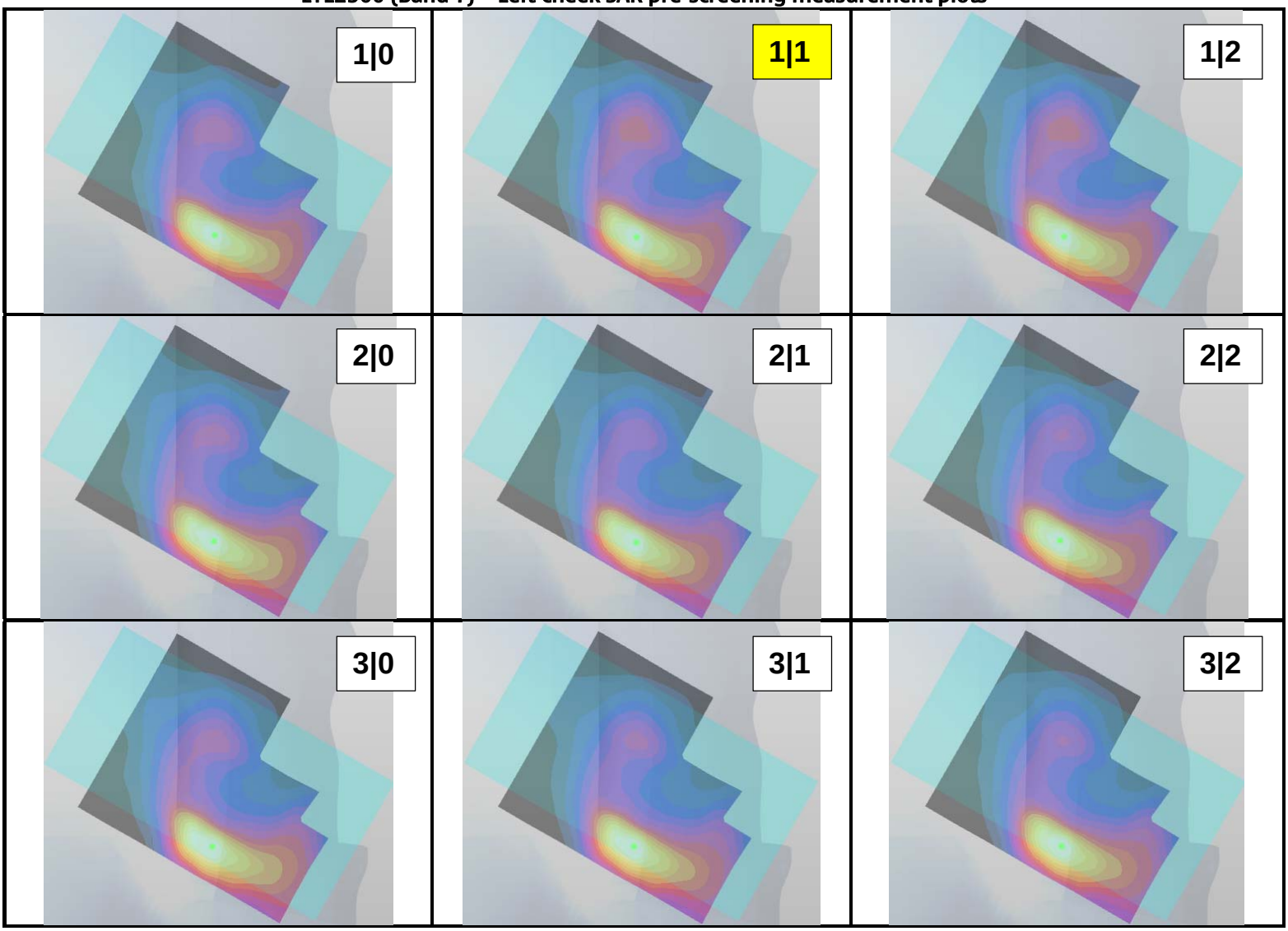

Copyright © 2014 TCC Microsoft

2-slot GPRS850 Head – Left Tilt SAR pre-screening measurement plots

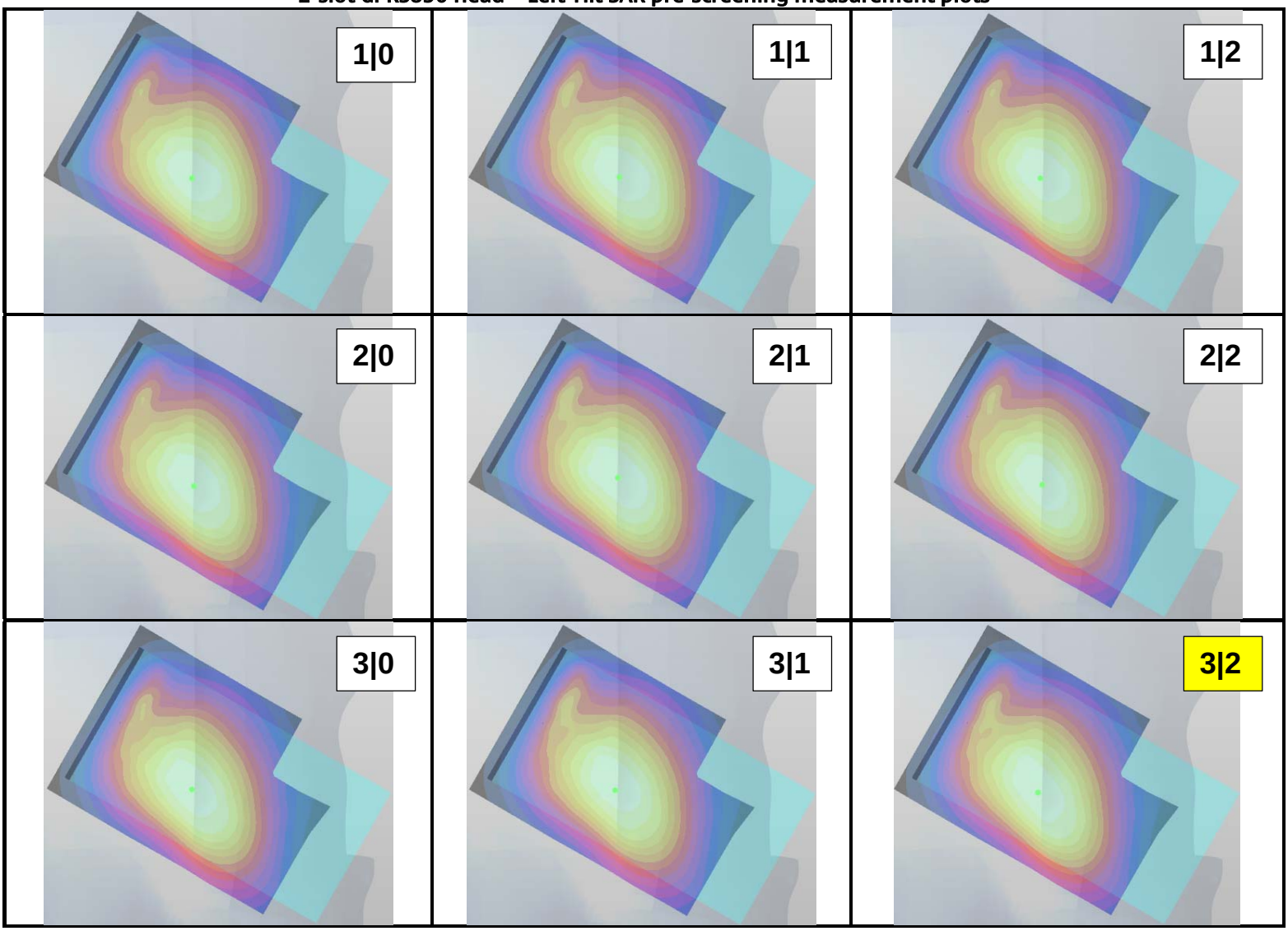

Copyright © 2014 TCC Microsoft

WCDMA850 (Band 5) Head – Left Tilt SAR pre-screening measurement plots

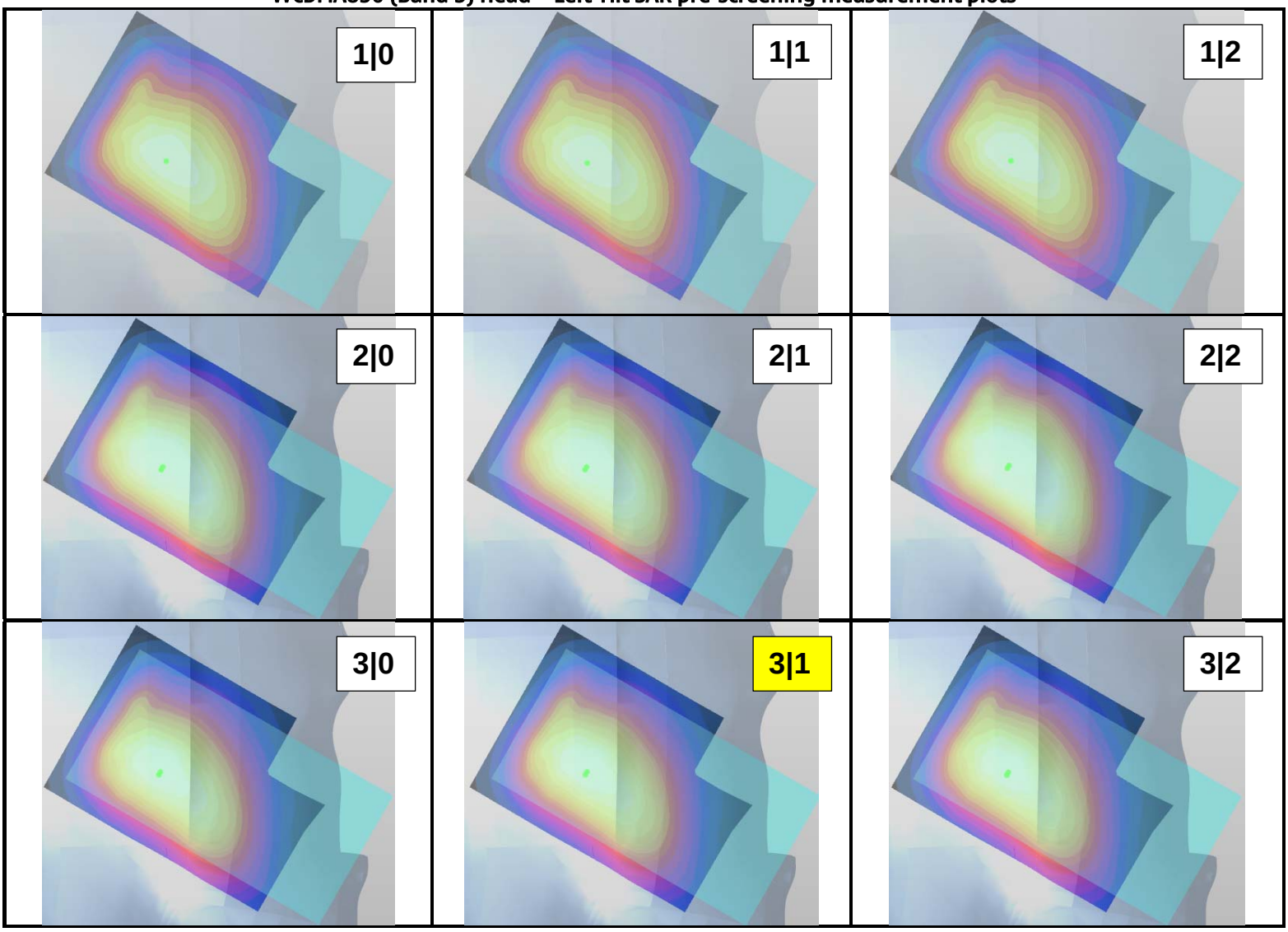

Copyright © 2014 TCC Microsoft

LTE2500 (Band 7) – Left Tilt SAR pre-screening measurement plots

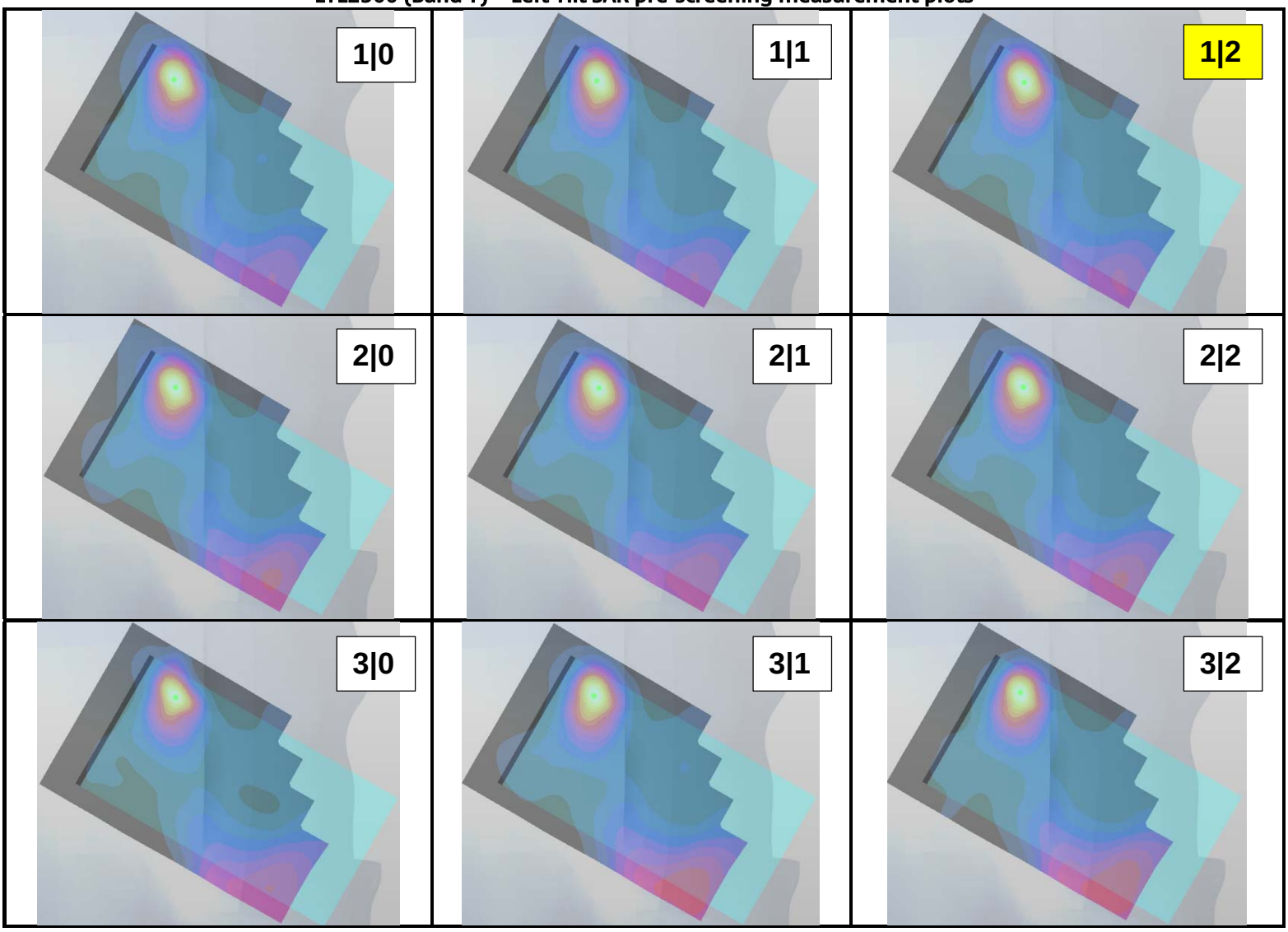

Copyright © 2014 TCC Microsoft

2-slot GPRS850 Head – Right Cheek SAR pre-screening measurement plots

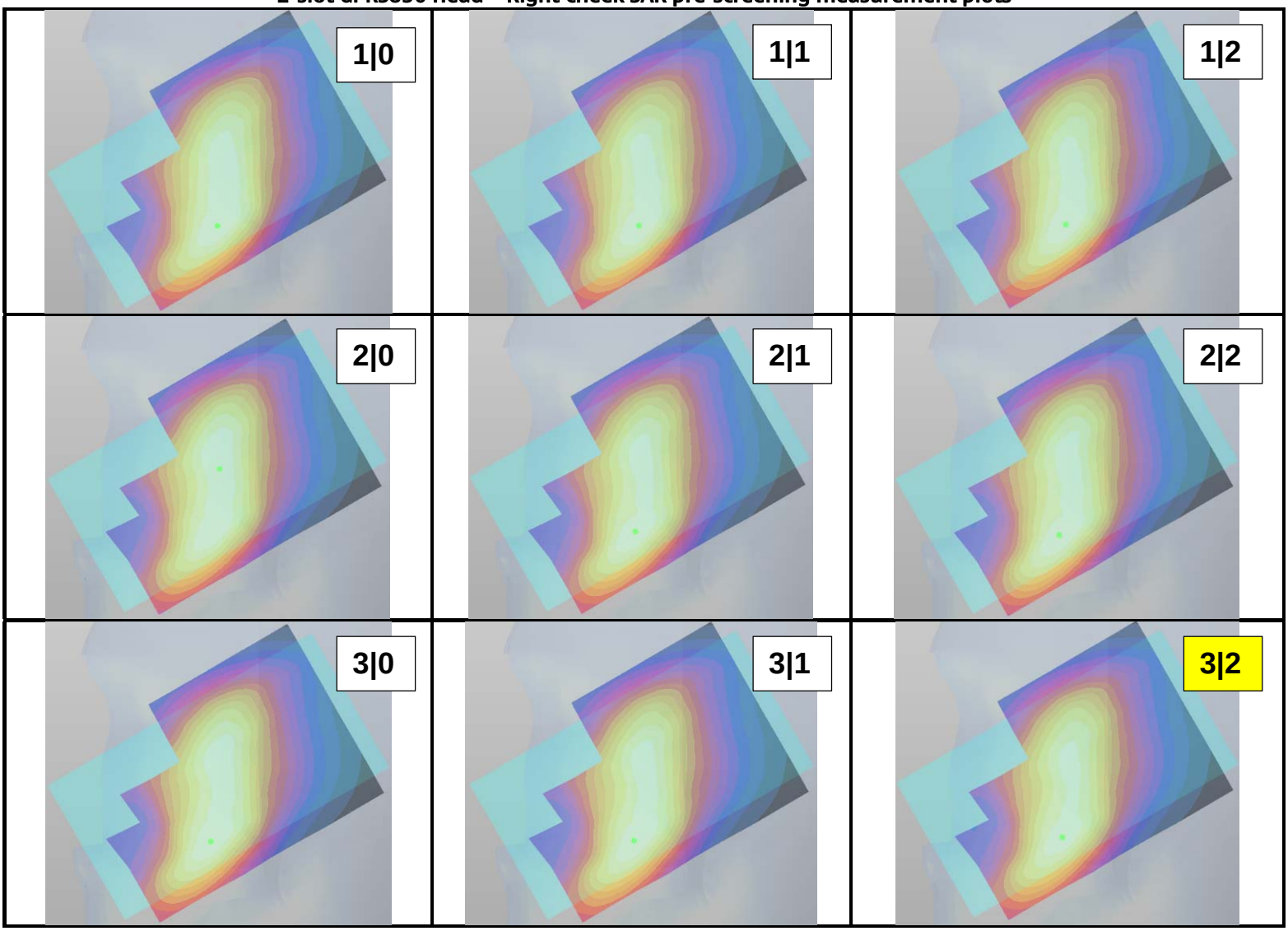

Copyright © 2014 TCC Microsoft

WCDMA850 (Band 5) Head – Right Cheek SAR pre-screening measurement plots

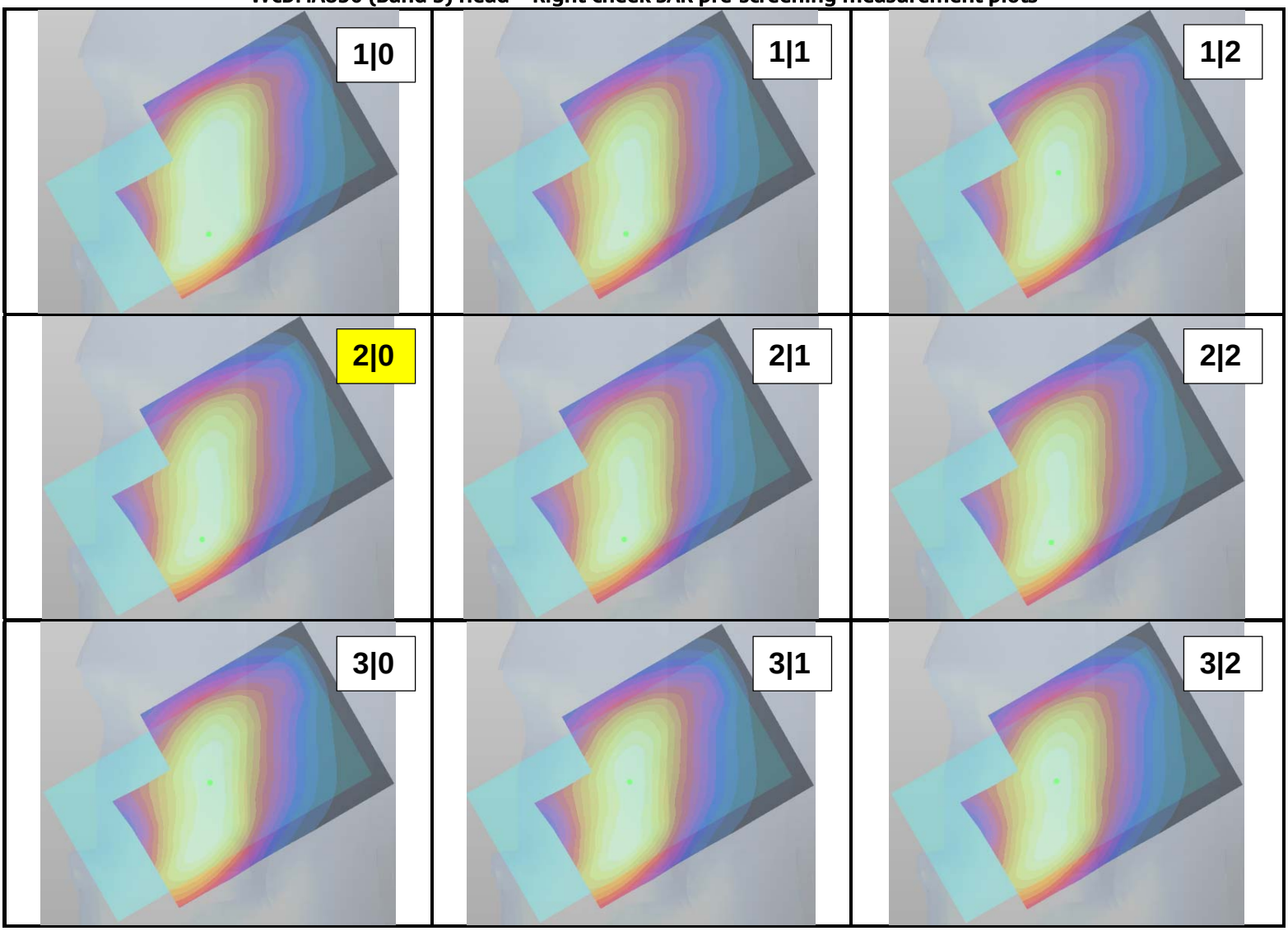

Copyright © 2014 TCC Microsoft

LTE2500 (Band 7) Head – Right Cheek SAR pre-screening measurement plots

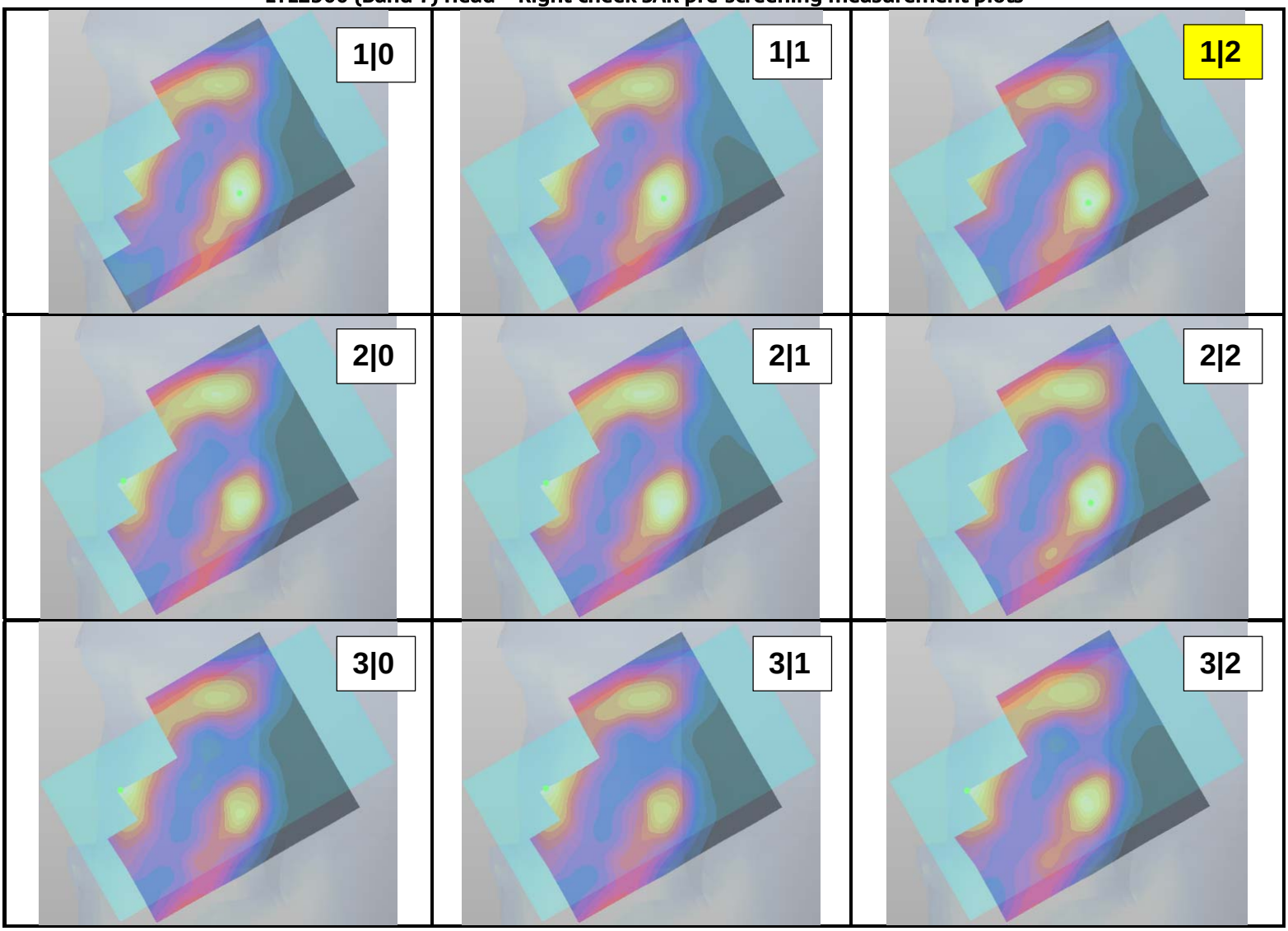

Copyright © 2014 TCC Microsoft

2-slot GPRS850 Head – Right Tilt SAR pre-screening measurement plots

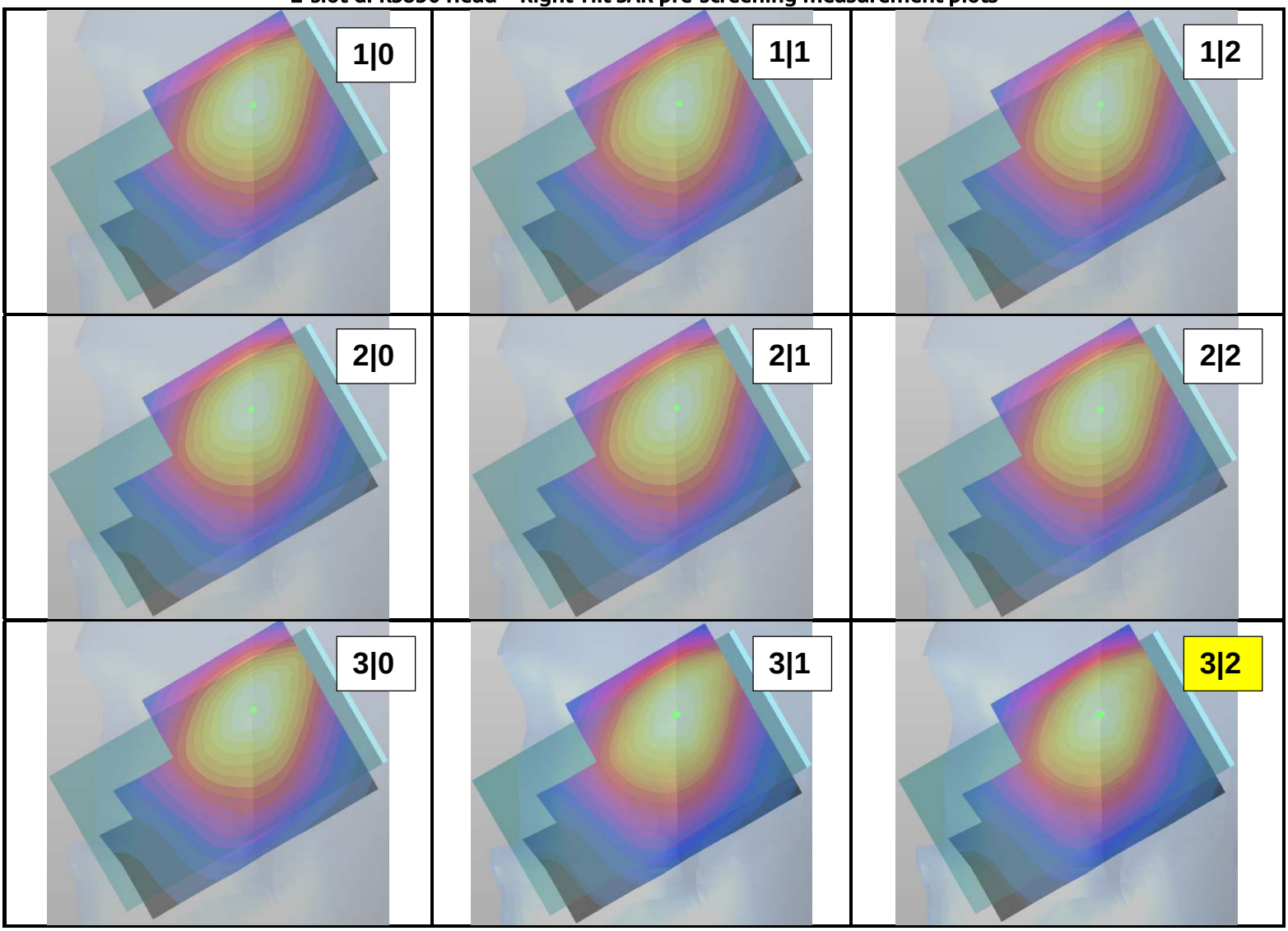

Copyright © 2014 TCC Microsoft

WCDMA850 (Band 5) Head – Right Tilt SAR pre-screening measurement plots

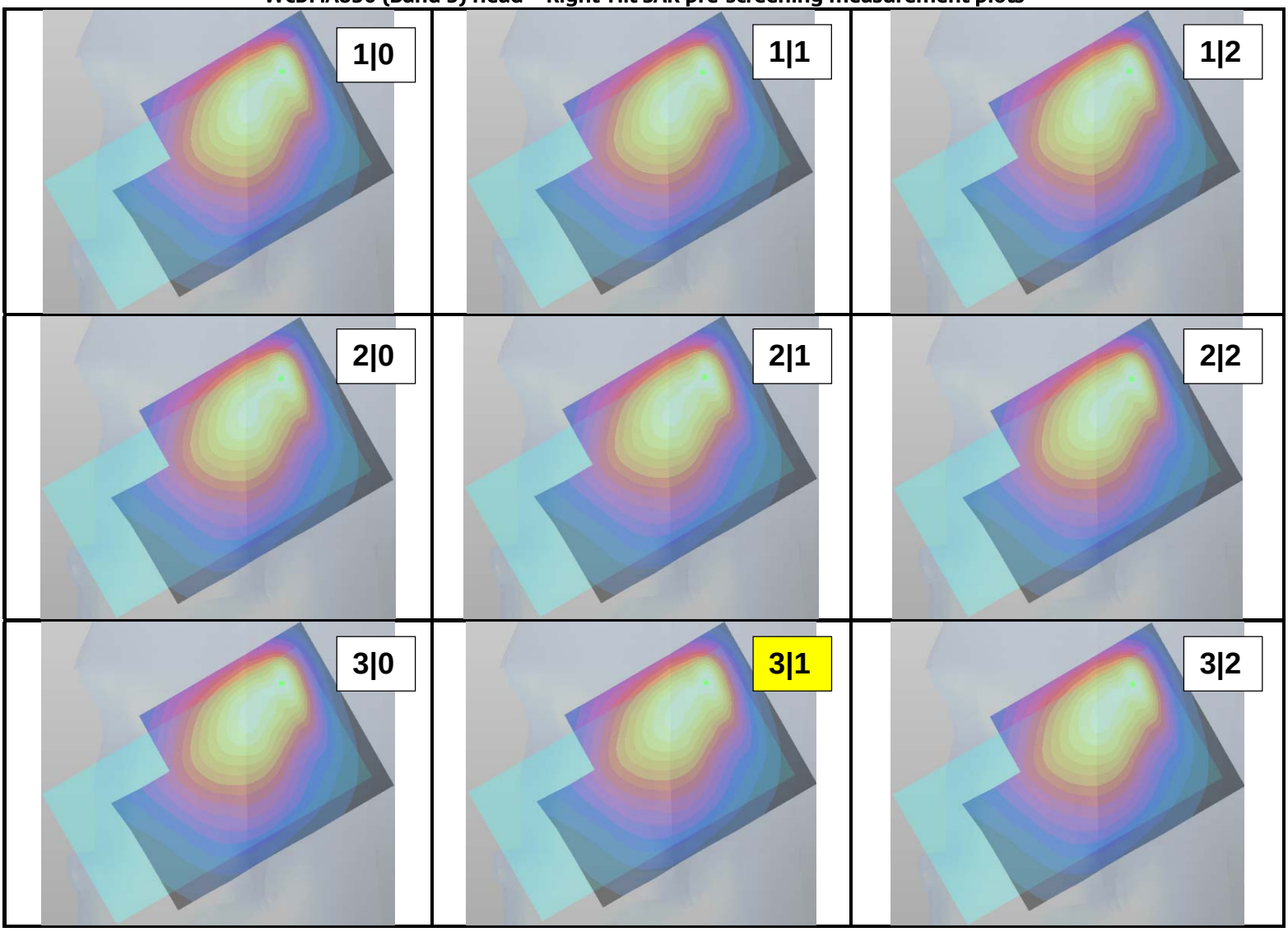

Copyright © 2014 TCC Microsoft

LTE2500 (Band 7) Head – Right Tilt SAR pre-screening measurement plots

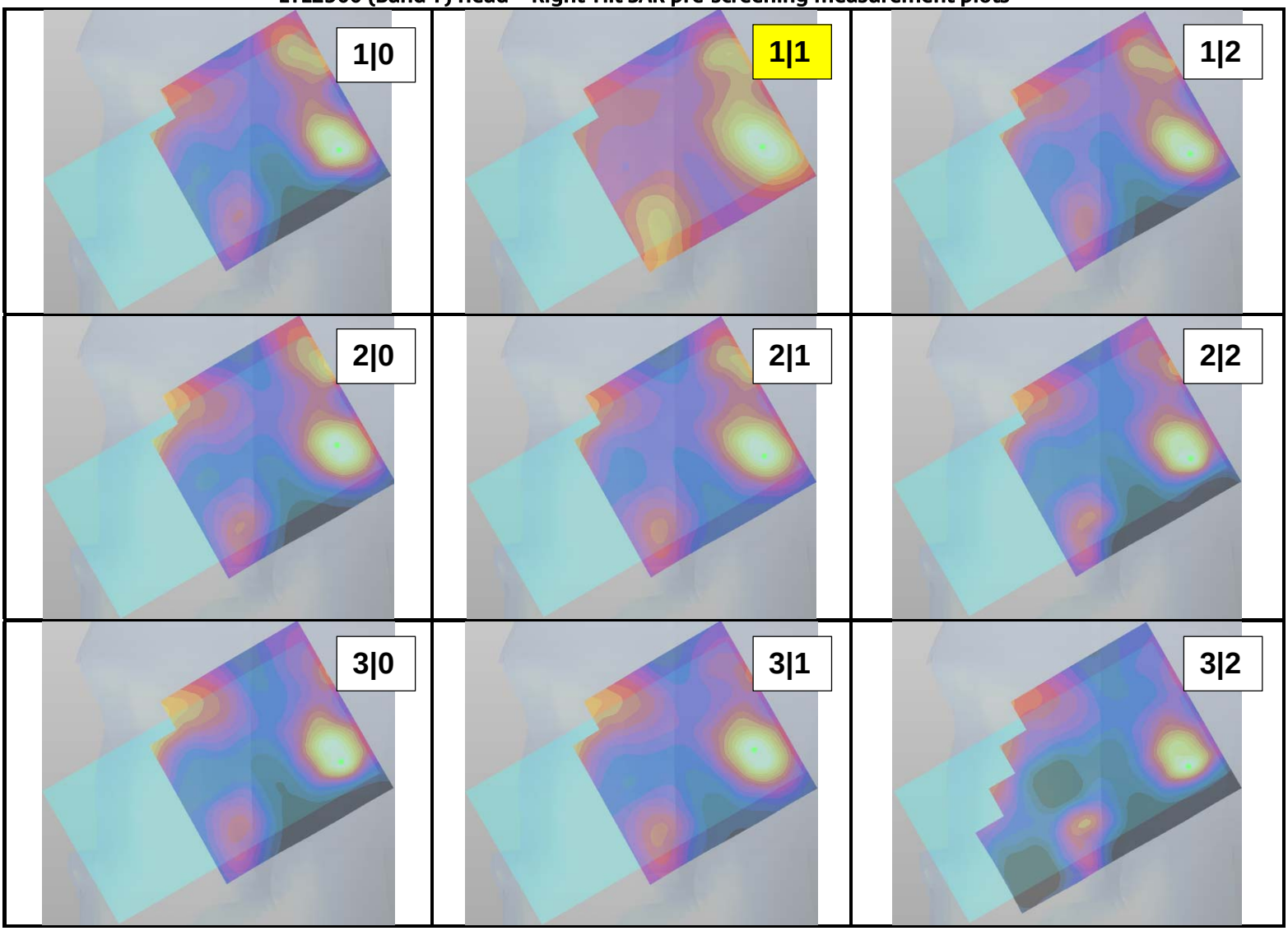

Copyright © 2014 TCC Microsoft

2-slot GPRS850 Body – Back facing phantom SAR pre-screening measurement plots (15mm)

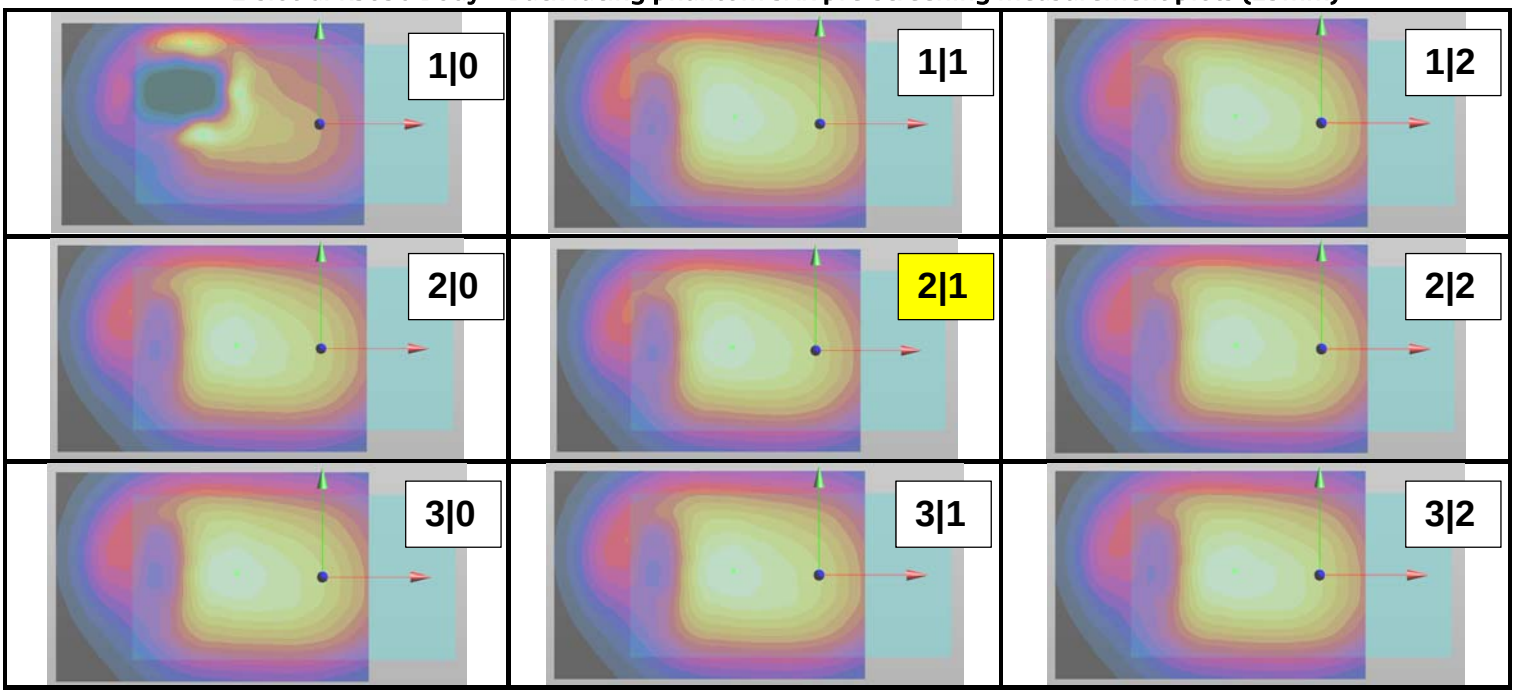

WCDMA850 (Band 5) Body – Back facing phantom SAR pre-screening measurement plots (15mm)

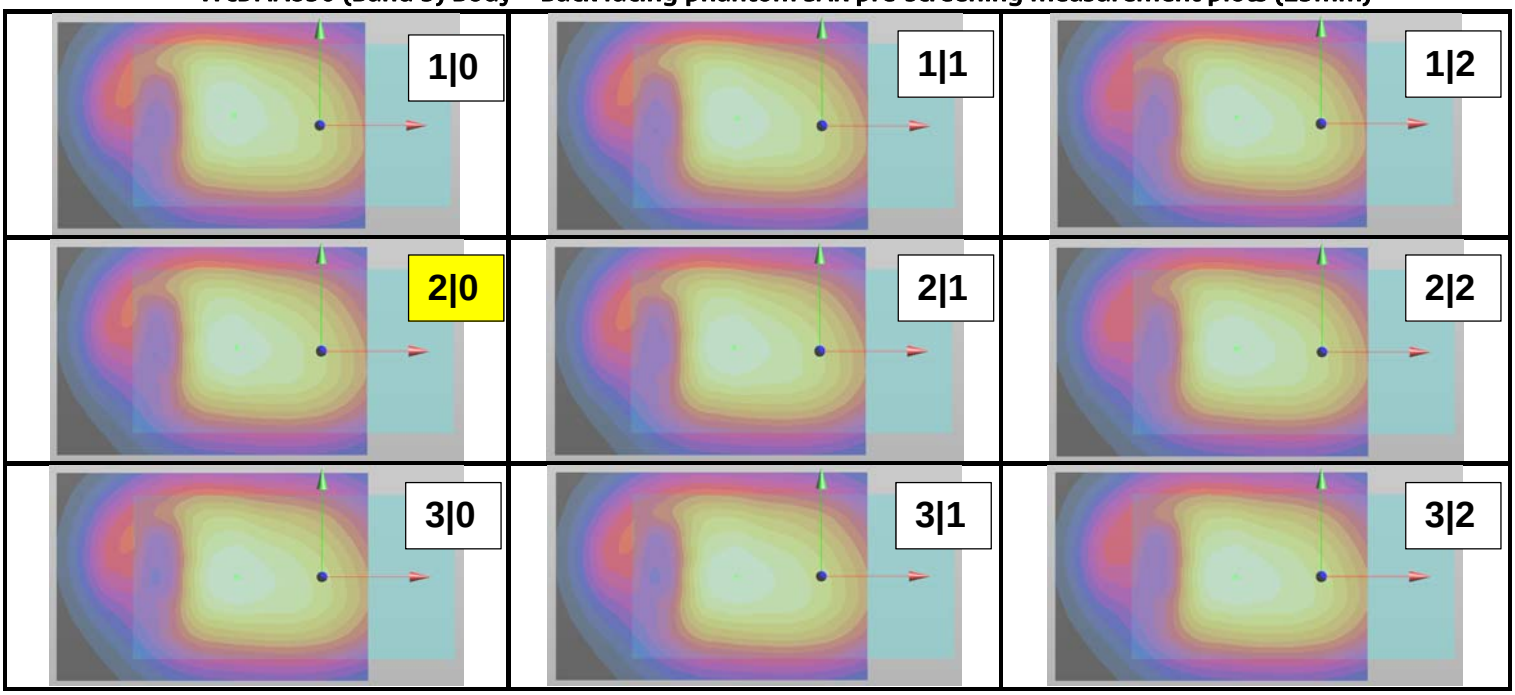

Copyright © 2014 TCC Microsoft

LTE2500 (Band 7) Body – Back facing phantom SAR pre-screening measurement plots (15mm)

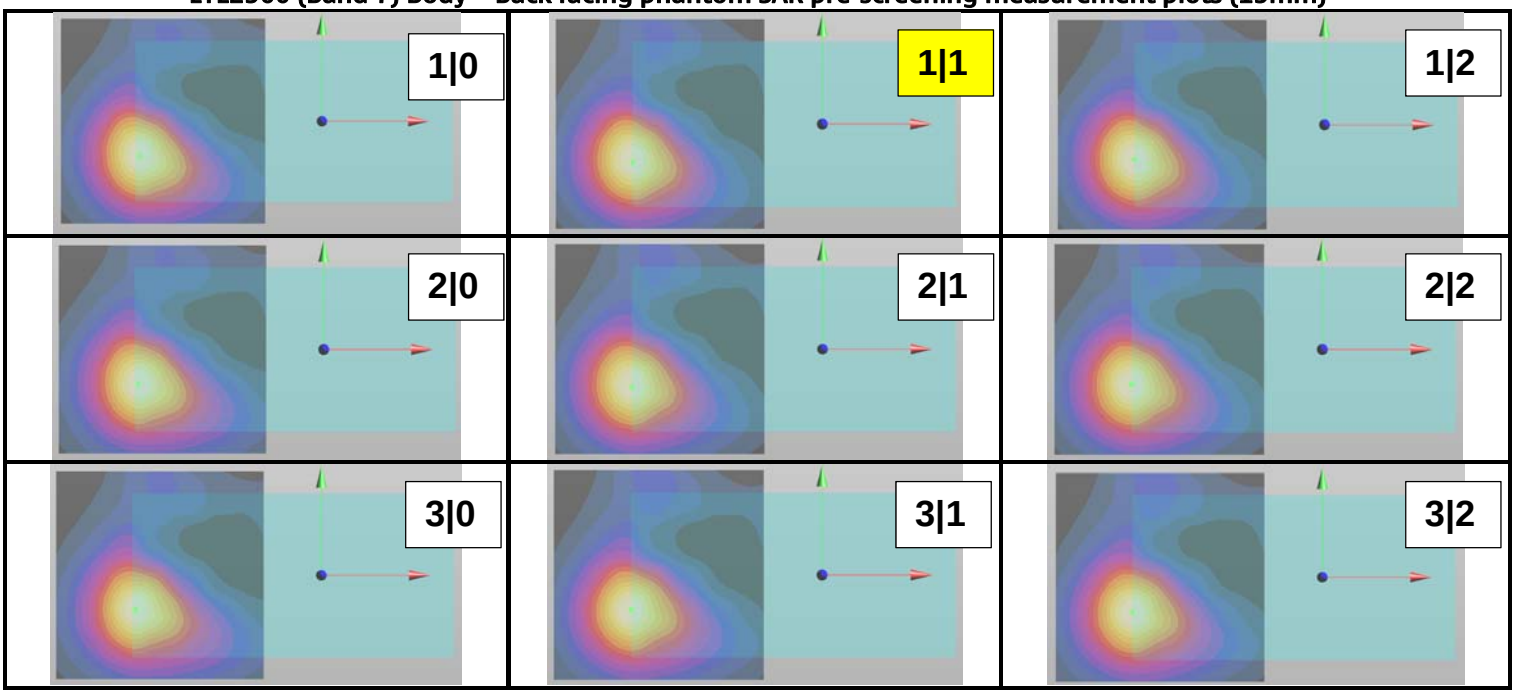

2-slot GPRS850 Body – Display facing phantom SAR pre-screening measurement plots (15mm)

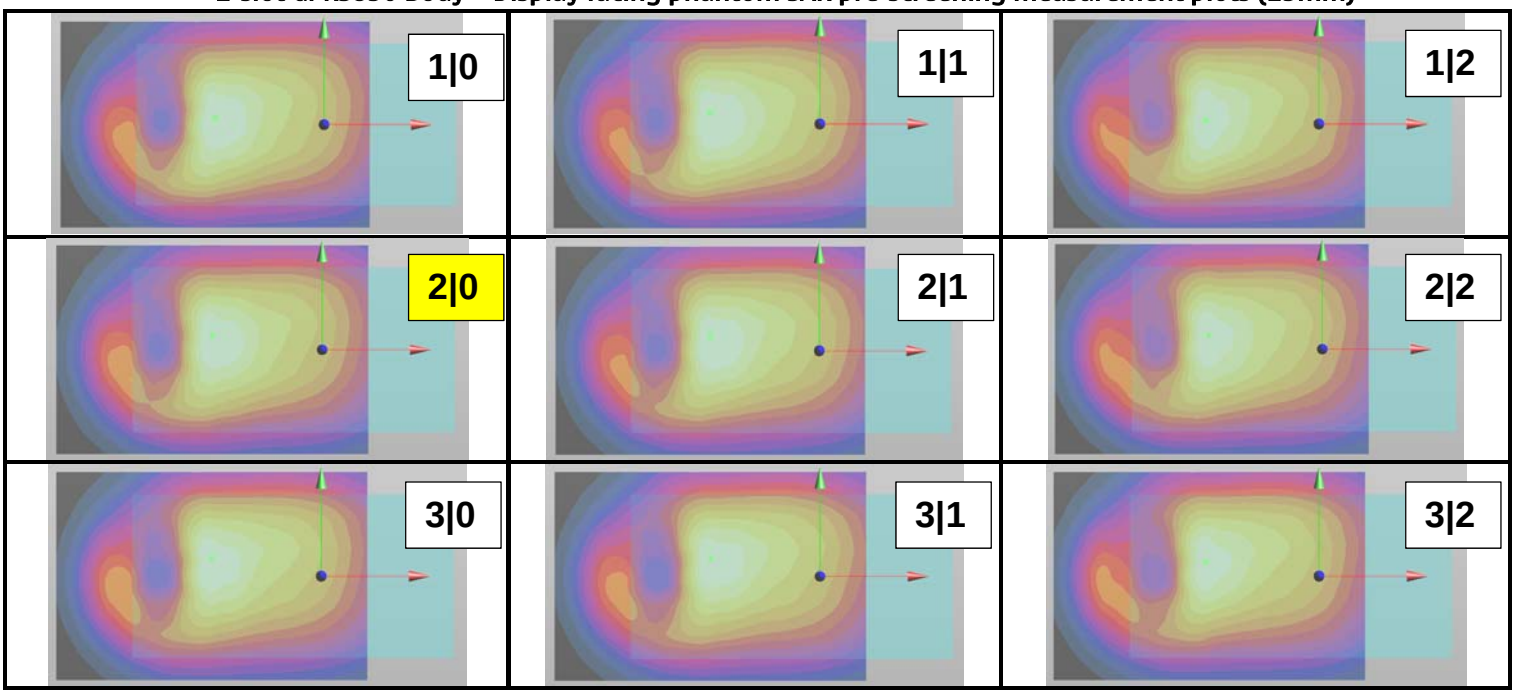

Copyright © 2014 TCC Microsoft

WCDMA850 (Band 5) Body – Display facing phantom SAR pre-screening measurement plots (15mm)

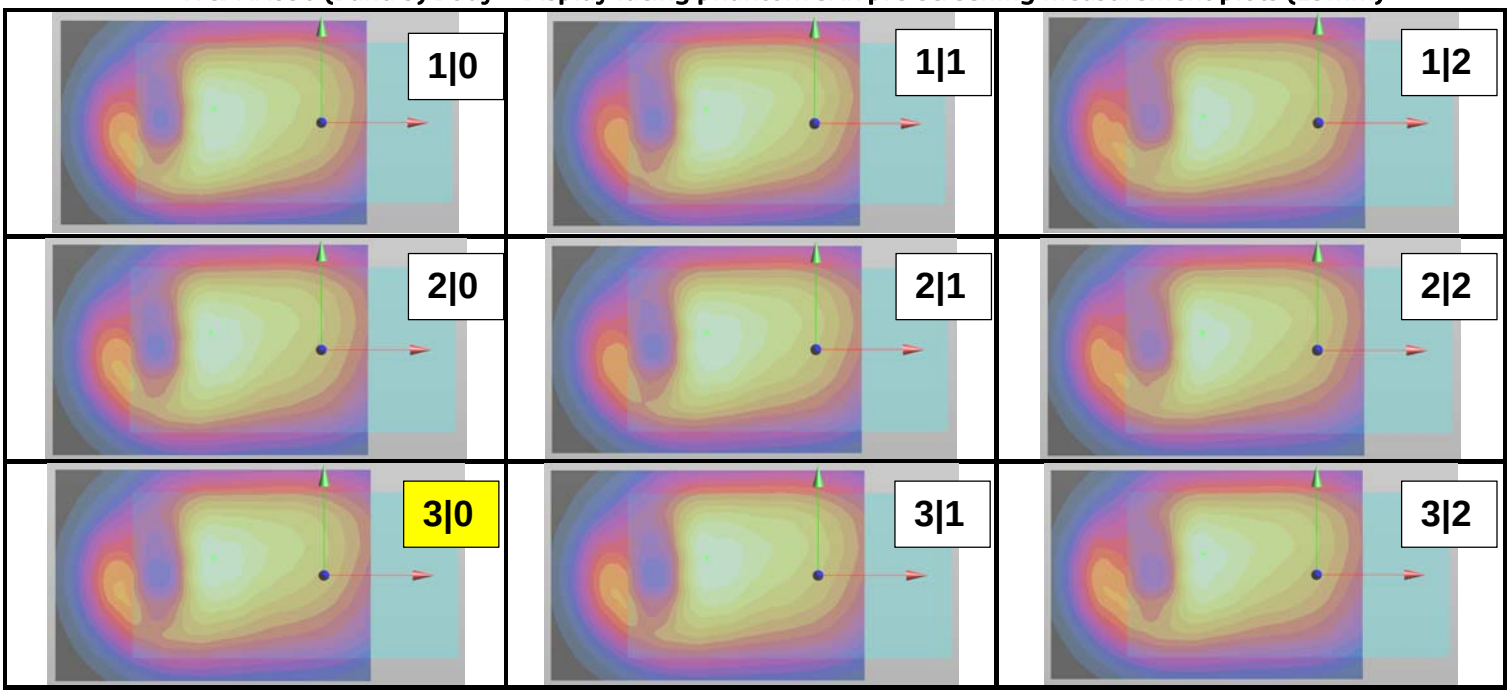

LTE2500 (Band 7) Body – Display facing phantom SAR pre-screening measurement plots (15mm)

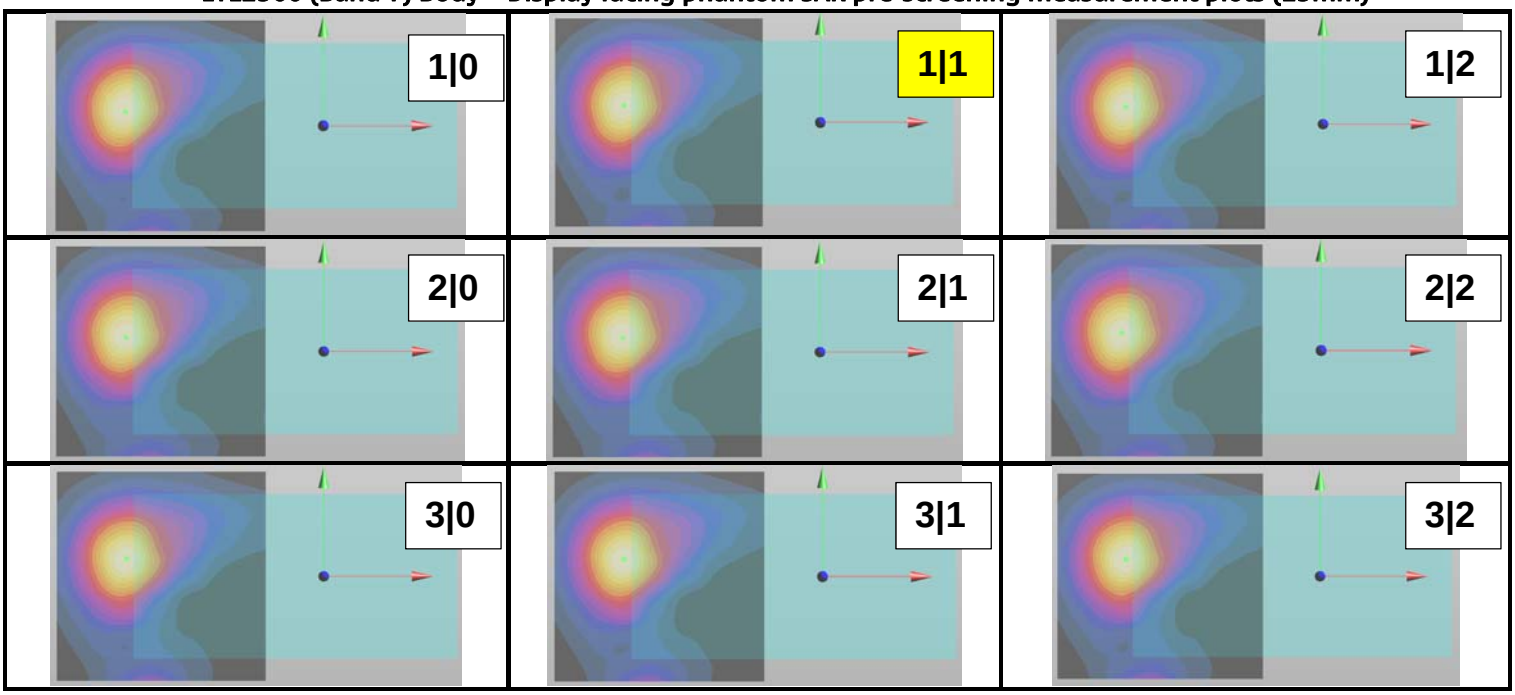

Copyright © 2014 TCC Microsoft

2-slot GPRS850 Wireless Router – Back facing phantom pre-screening measurement plots (10mm)

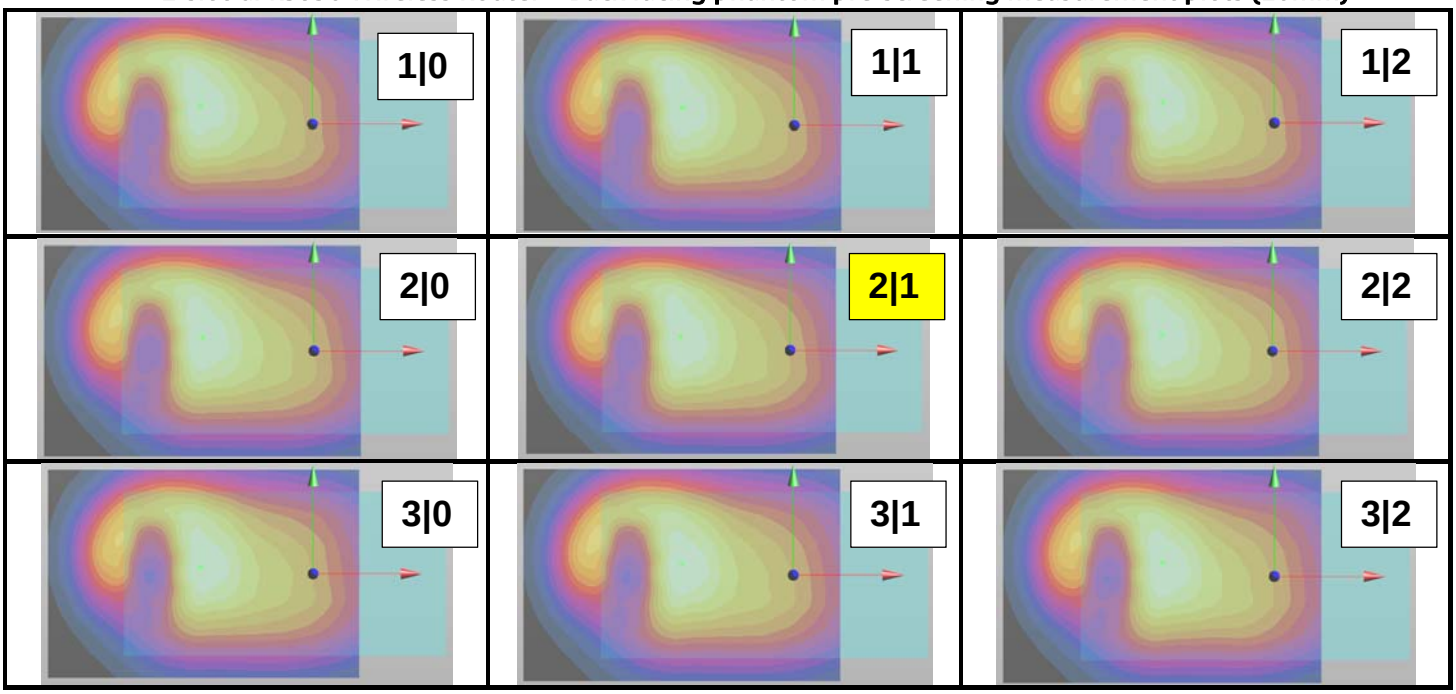

WCDMA850 (Band 5) Wireless Router – Back facing phantom pre-screening measurement plots (10mm)

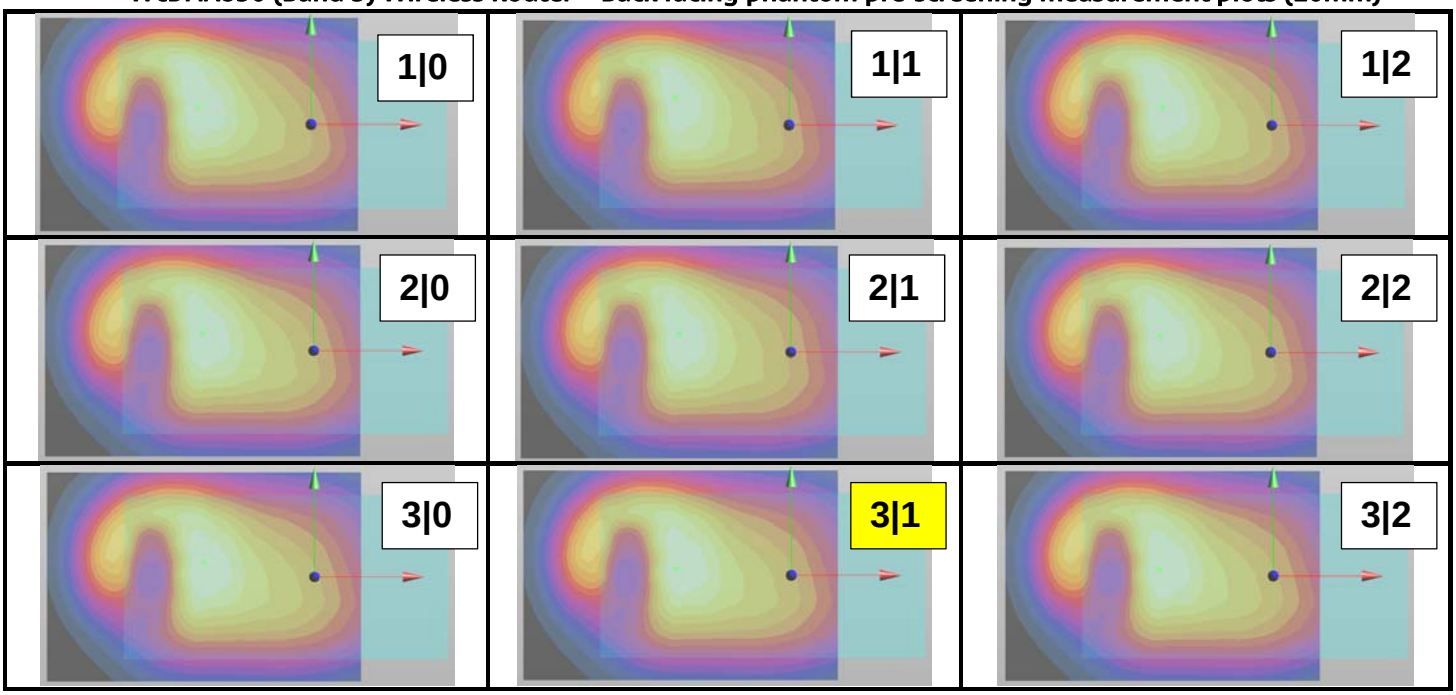

Copyright © 2014 TCC Microsoft

LTE2500 (Band 7) Wireless Router – Back facing phantom pre-screening measurement plots (10mm)

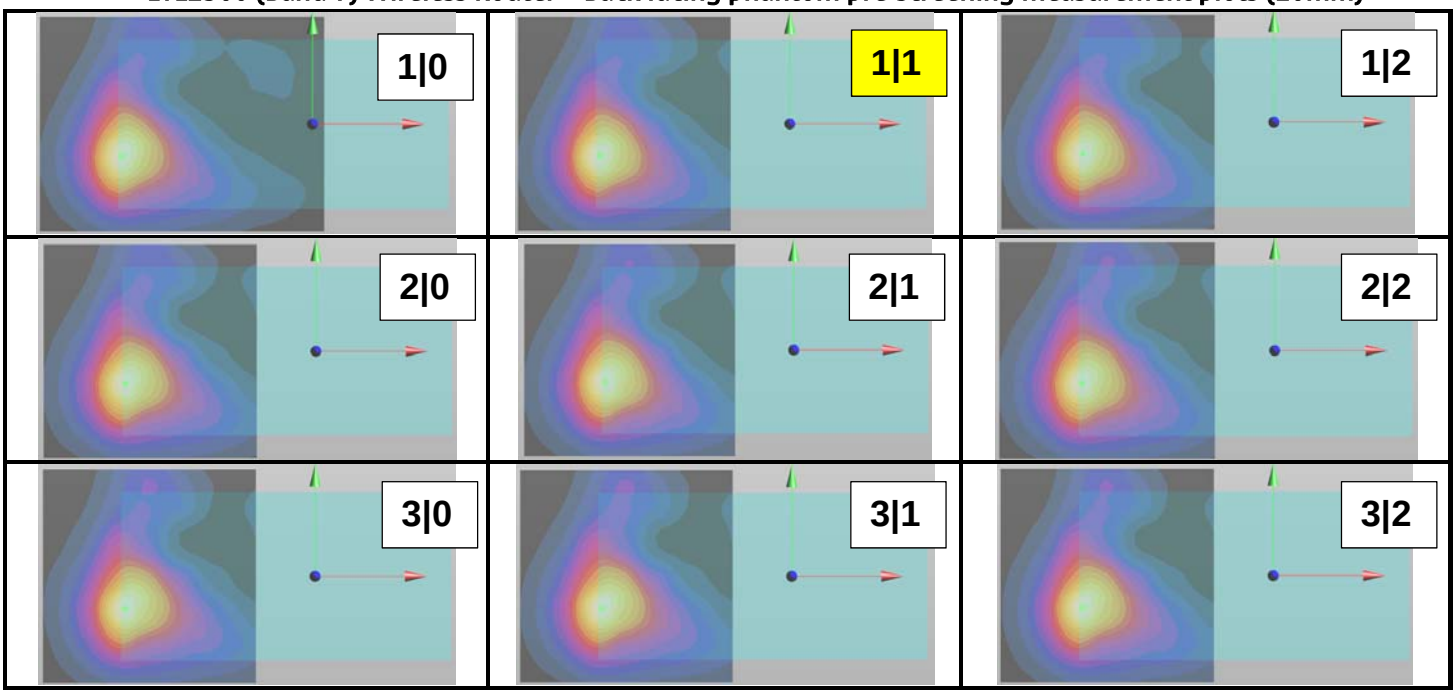

2-slot GPRS850 Wireless Router – Display facing phantom pre-screening measurement plots (10mm)

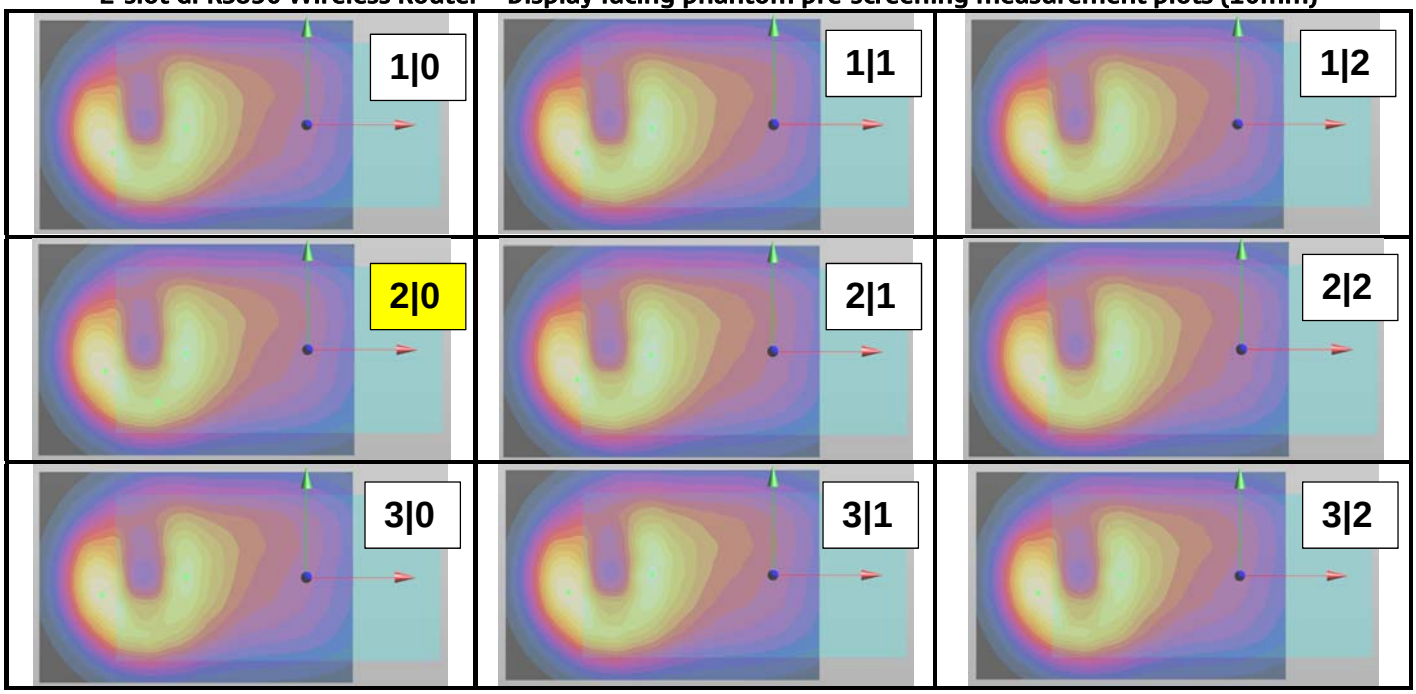

Copyright © 2014 TCC Microsoft

WCDMA850 (Band 5) Wireless Router – Display facing phantom pre-screening measurement plots (10mm)

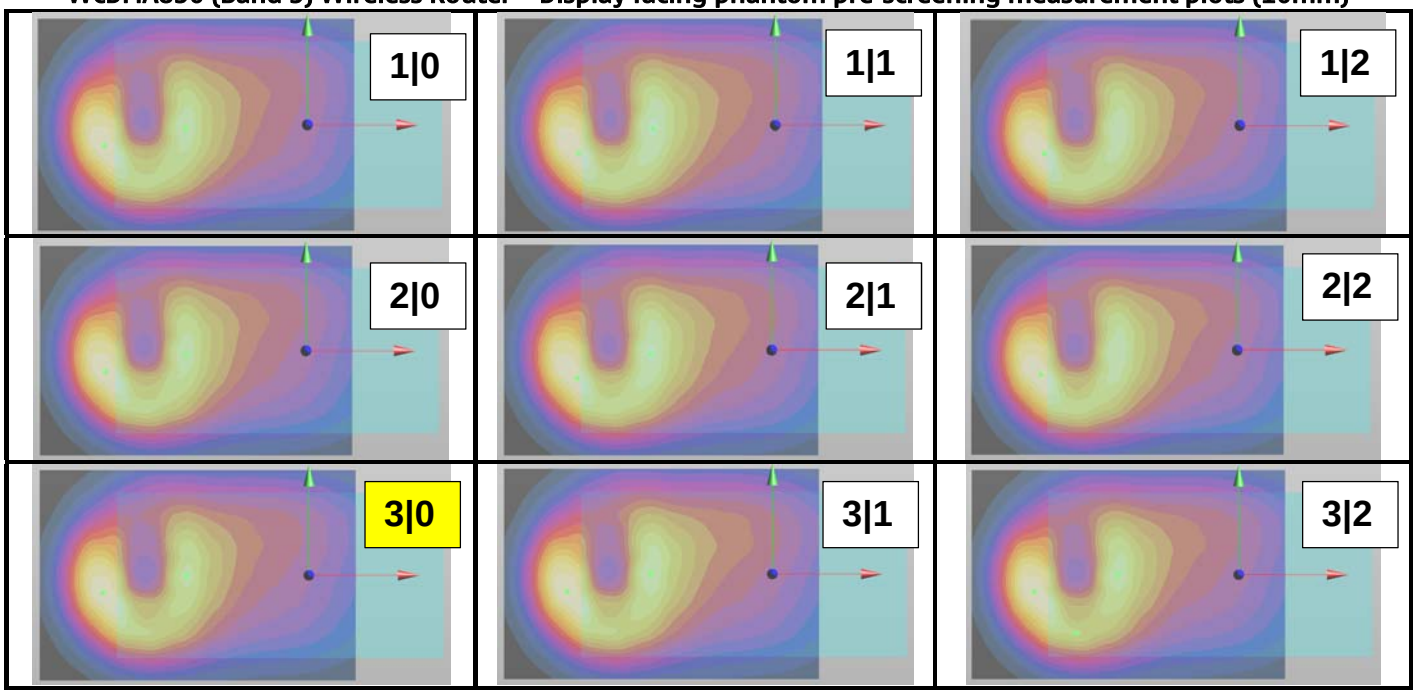

LTE2500 (Band 7) Wireless Router – Display facing phantom pre-screening measurement plots (10mm)

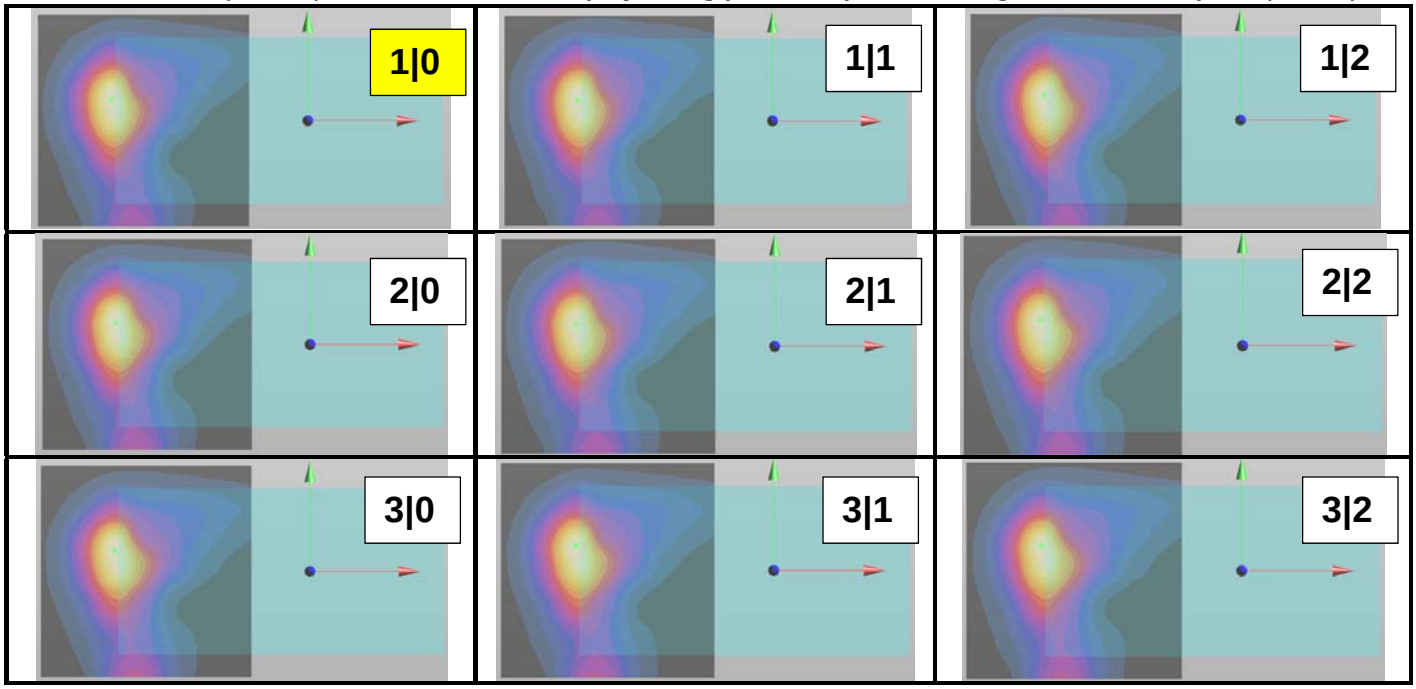

Copyright © 2014 TCC Microsoft

2-slot GPRS850 Wireless Router – Bottom edge facing phantom pre-screening measurement plots (10mm)

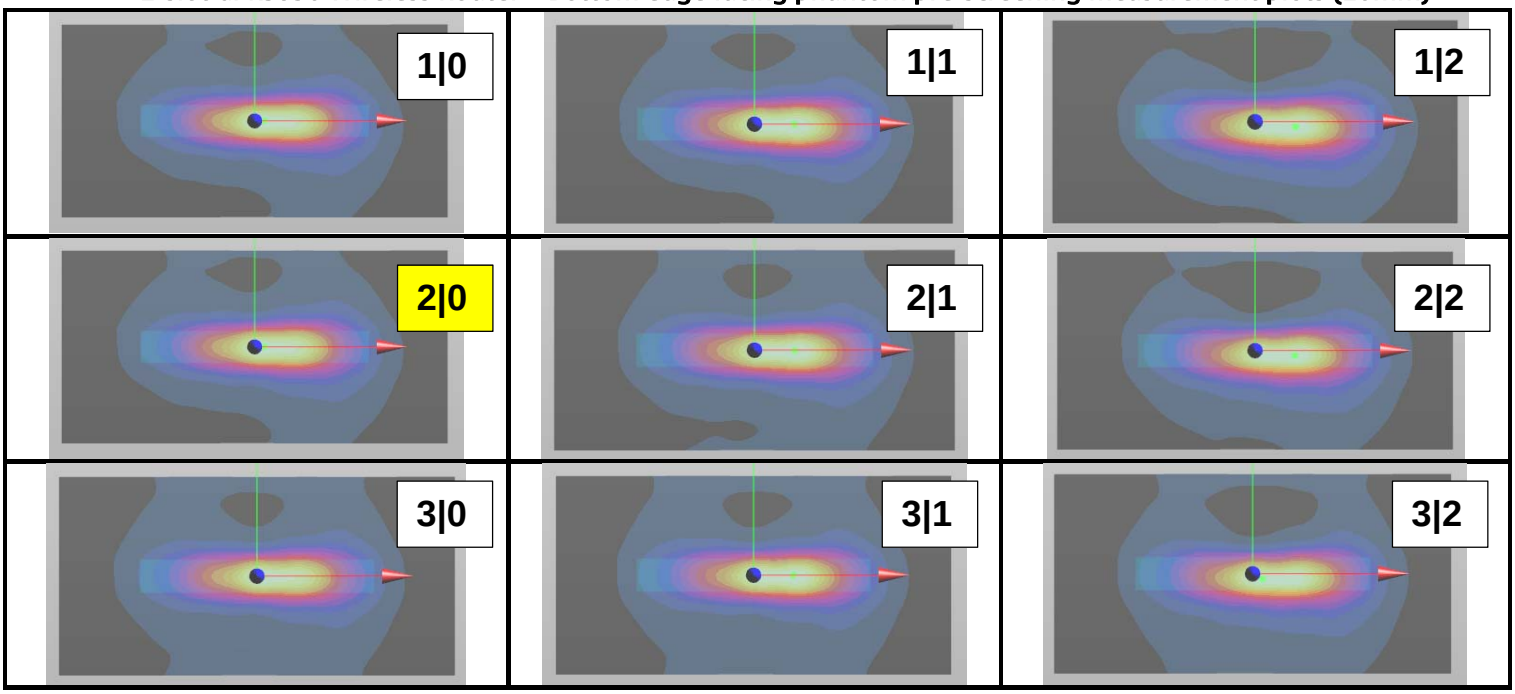

WCDMA850 (Band 5) Wireless Router – Bottom edge facing phantom pre-screening measurement plots (10mm)

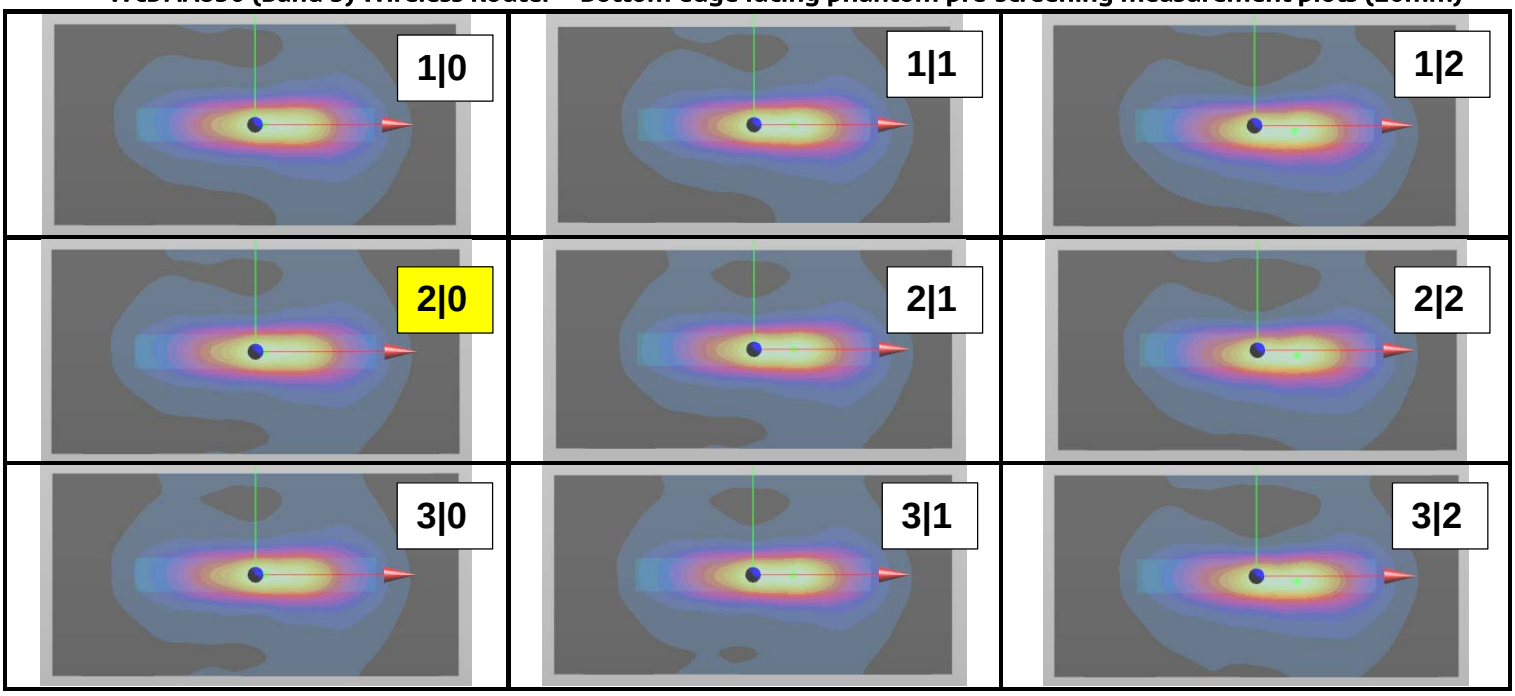

Copyright © 2014 TCC Microsoft

LTE2500 (Band 7) Wireless Router – Bottom edge facing phantom pre-screening measurement plots (10mm)

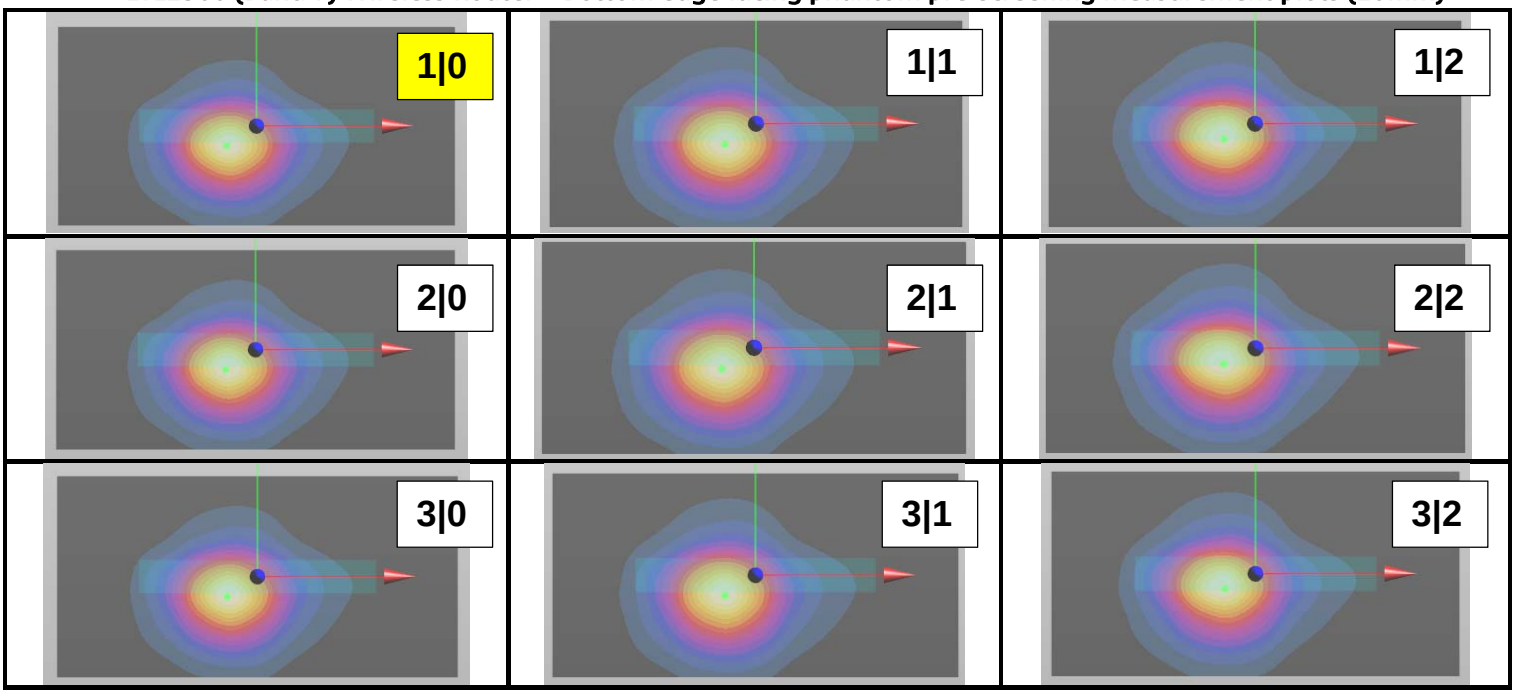

2-slot GPRS850 Wireless Router – Left edge facing phantom pre-screening measurement plots (10mm)

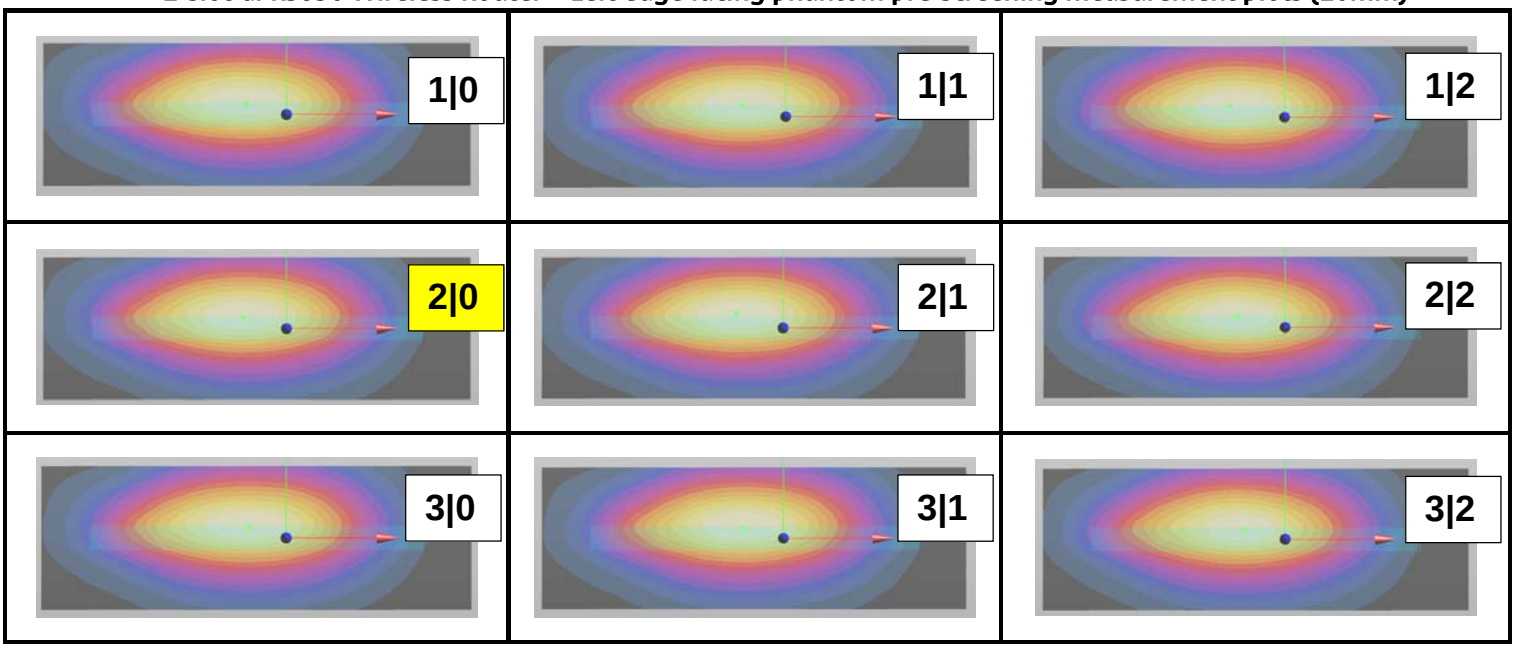

Copyright © 2014 TCC Microsoft

WCDMA850 (Band 5) Wireless Router – Left edge facing phantom pre-screening measurement plots (10mm)

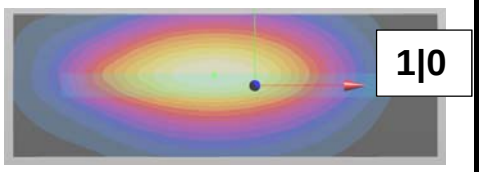

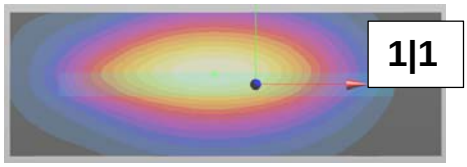

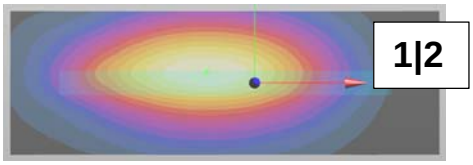

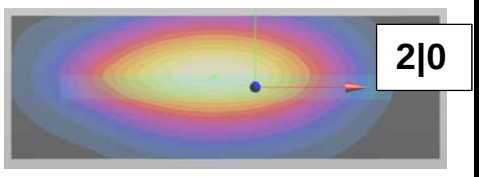

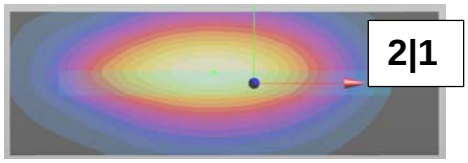

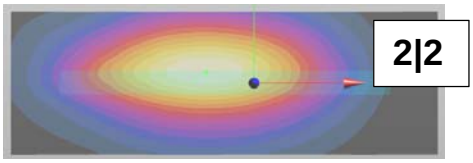

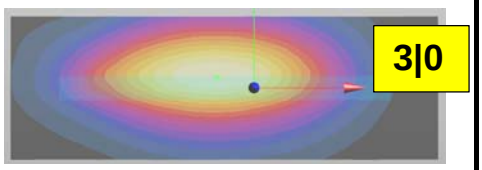



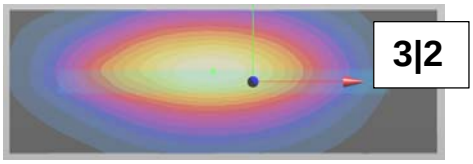

LTE2500 (Band 7) Wireless Router – Left edge facing phantom pre-screening measurement plots (10mm)

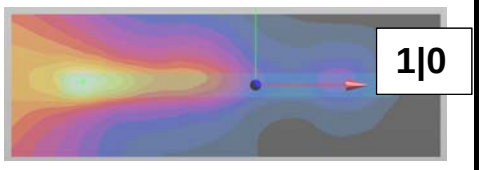

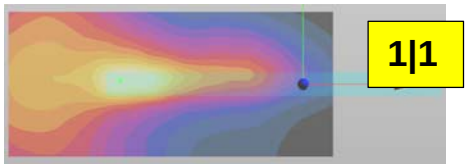

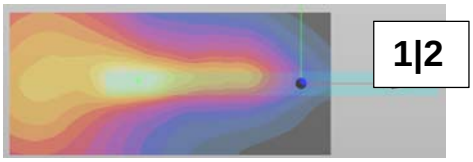

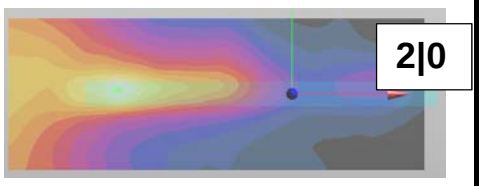

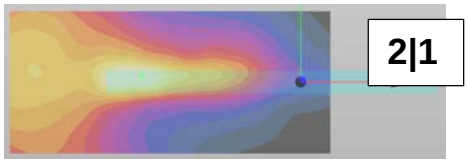

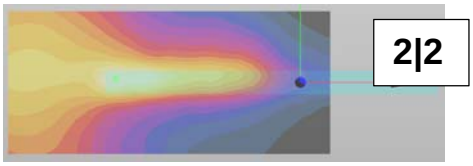

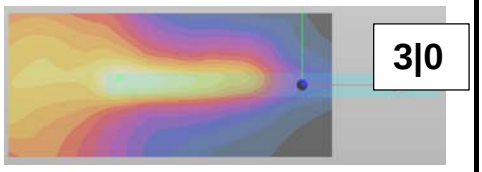

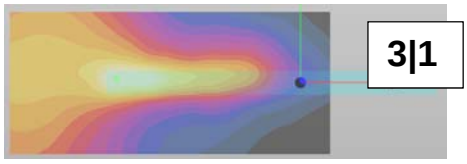

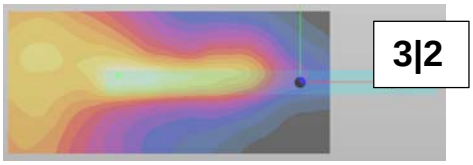

Copyright © 2014 TCC Microsoft

2-slot GPRS850 Wireless Router – Right edge facing phantom pre-screening measurement plots (10mm)

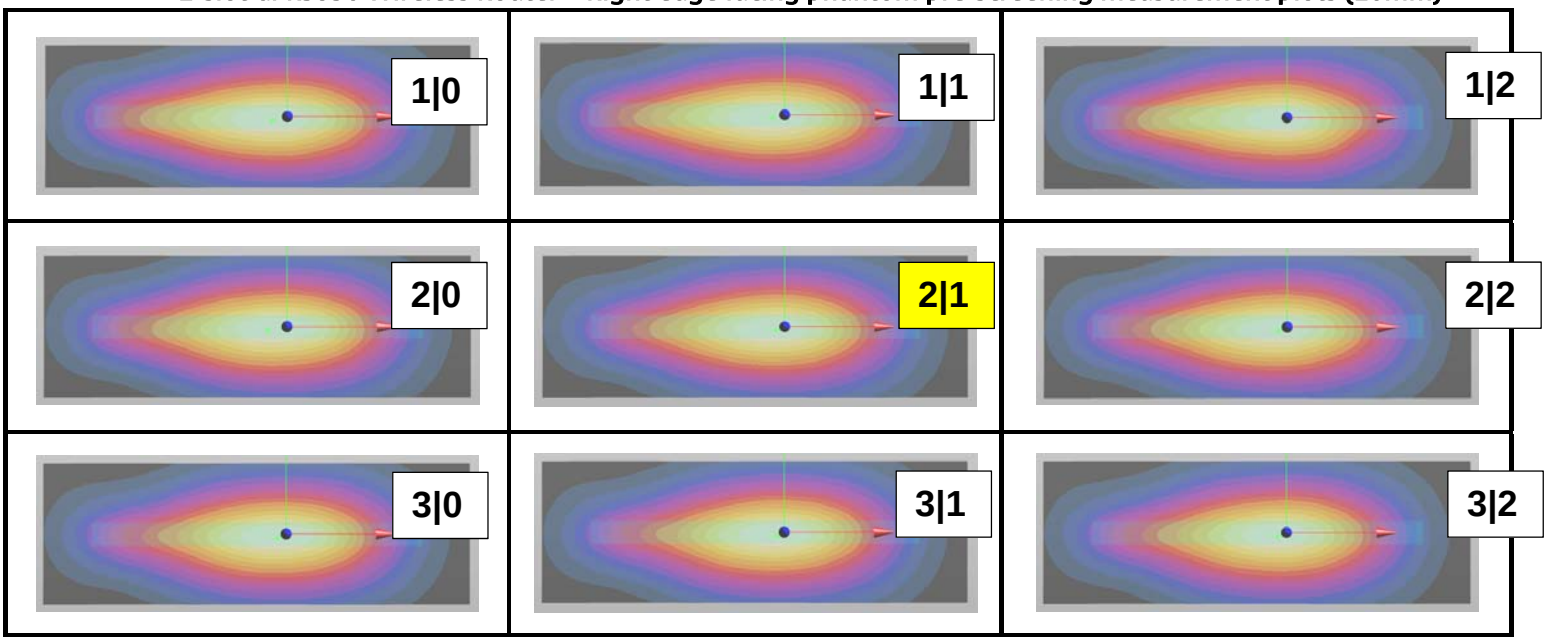

WCDMA850 (Band 5) Wireless Router – Right edge facing phantom pre-screening measurement plots (10mm)

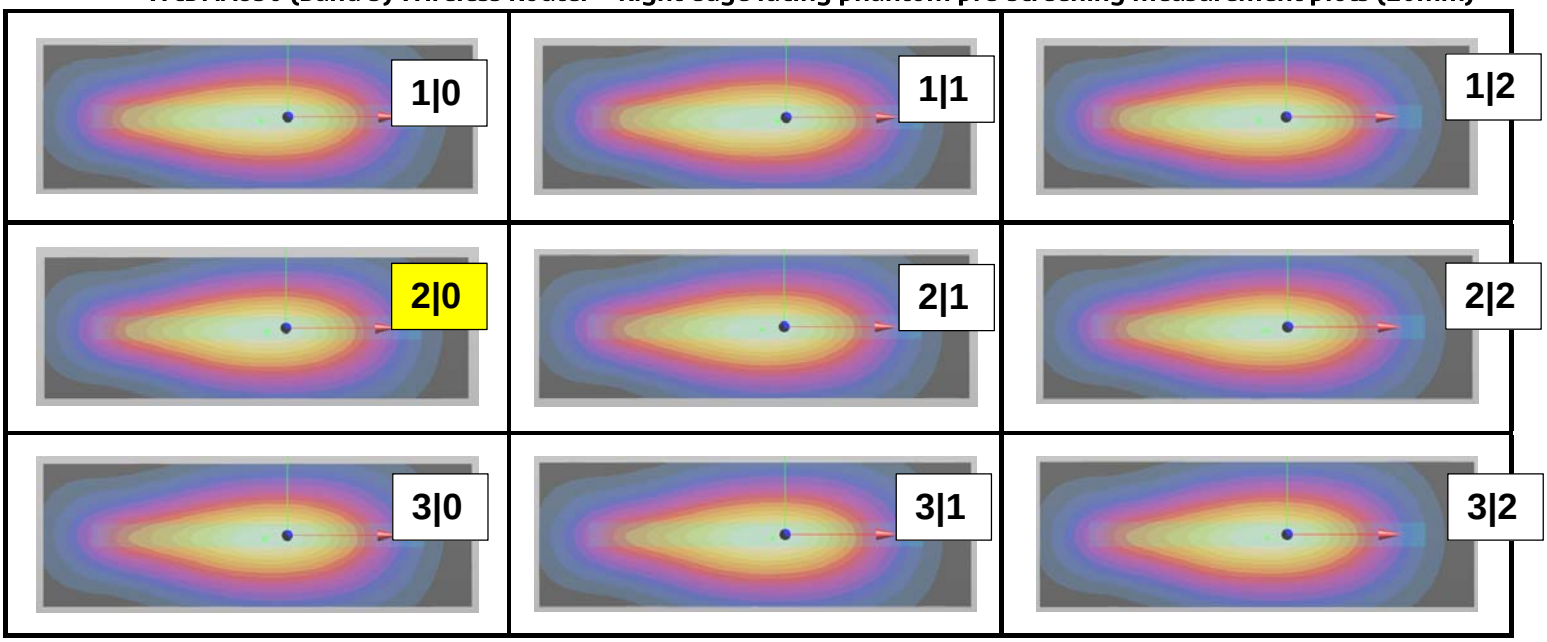

Copyright © 2014 TCC Microsoft

LTE2500 (Band 7) Wireless Router – Right edge facing phantom pre-screening measurement plots (10mm)

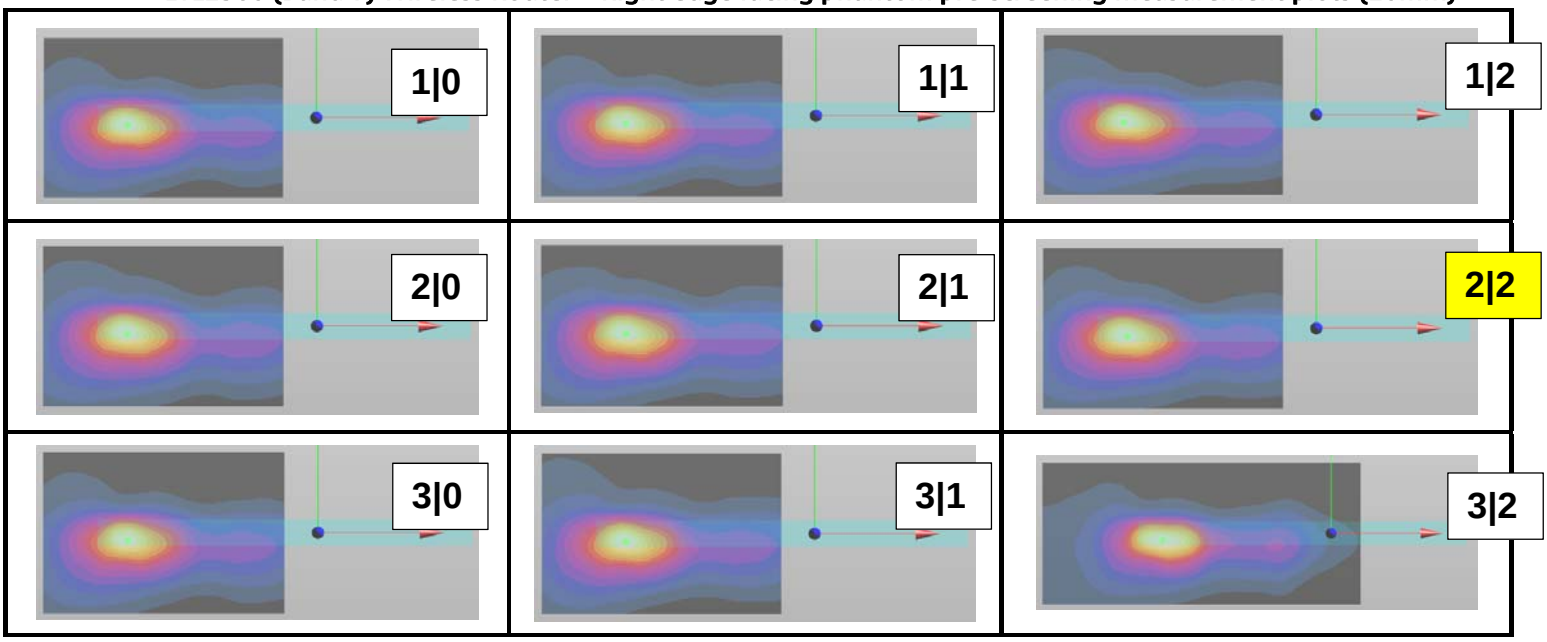

Copyright © 2014 TCC Microsoft