CMA Testing and Certification Laboratories
廠商會檢定中心

TEST REPORT

Report No.	:	AW0010254(1)	Date :	22 Jan 2018
Application No.	:	LV003163(2)		
Applicant	:	International Sales Corporation 21st Floor, Pan Asia Centre, 137 Wai Yip Street, Kwun Tong, Kowloon, Hong Kong		
Sample Description	:	One(1) item of submitted sample stated to be 4Sync Light System of Model No. 4SYNC100 Sample registration no. : RV040369-001 Radio Frequency : 2425MHz – 2460MHz Transceiver Rating : 3.7V rechargeable No. of submitted sample : Four (4) piece (s)		
Date Received	:	29 Dec 2017		
Test Period	:	08 Jan 2018 to 16 Jan 2018		
Test Requested	:	FCC Part 15 Certification (15.247), FCC Part 15 Verification Procedure		
Test Method	:	47 CFR Part 15 (10-1-17 Edition), ANSI C63.4 – 2014, ANSI C63.10 – 2013 KDB 558074 D01 DTS Meas Guidance v04		
Test Engineer	:	Mr. LEUNG Shu-kan, Ken		
Test Result	:	See attached sheet(s) from page 2 to 56.		
Conclusion	:	The submitted sample was found to comply with requirement of FCC Subpart B and C.		

For and on behalf of
CMA Industrial Development Foundation Limited

Authorized Signature : _____

Mr. WONG Lap-pong, Andrew
Manager
Electrical Division

FCC ID: QOZ-4SYNC100

This document is issued subject to the latest CMA Testing General Terms and Conditions of Testing and Inspection Services, available on request or accessible at website www.cmatcl.com
This document shall not be reproduced except in full or with written approval by CMA Testing

CMA Industrial Development Foundation Limited
Room 1302, Yan Hing Centre, 9-13 Wong Chuk Yeung St., Fo Tan, Shatin, N.T., Hong Kong.
Tel: (852) 2698 8198 Fax: (852) 2695 4177 E-mail: info@cmatcl.com Web Site: http://www.cmatcl.com

TEST REPORT

Report No. : AW0010254(1) Date : 22 Jan 2018

Table of Contents

1 General Information 3
1.1 General Description 3
1.2 Location of the test site 4
1.3 List of measuring equipment 5
1.4 Measurement Uncertainty 6
2 Description of the emission test 7
2.1 Test Procedure 7
2.2 Conducted Emission Measurement Data 8
2.3 Radiated Emission Measurement Data 37
3 Description of the Line-conducted Test 40
3.1 Test Procedure 40
3.2 Test Result 40
3.3 Graph and Table of Conducted Emission Measurement Data 41
4 Photograph 42
4.1 Photographs of the Test Setup for Radiated Emission and Conducted Emission 42
4.2 Photographs of the External and Internal Configurations of the EUT 42
4.3 Antenna requirement 42
5 Appendices 43

This document is issued subject to the latest CMA Testing General Terms and Conditions of Testing and Inspection Services, available on request or accessible at website www.cmatcl.com
This document shall not be reproduced except in full or with written approval by CMA Testing

CMA Industrial Development Foundation Limited
Room 1302, Yan Hing Centre, 9-13 Wong Chuk Yeung St., Fo Tan, Shatin, N.T., Hong Kong.
Tel: (852) 2698 8198 Fax: (852) 2695 4177 E-mail: info@cmatcl.com Web Site: http://www.cmatcl.com

TEST REPORT

Report No. : AW0010254(1) Date : 22 Jan 2018

1 General Information

1.1 General Description

The equipment under test (EUT) is an synchronize light system operating at 2.4GHz. Each one can operate itself only and also can synchronize with at most 4 of same units. Once the EUT synchronizes with other, all units will have same operation by using 2.4GHz communication.
The EUT is power by 3.7V rechargeable battery and built in with a folded-dipole PCB antenna.

The brief circuit description is listed as follows:

- X1 and its associated circuit act as oscillator
- U2 and its associated circuit act as controller and RF IC
- S1 and its associated circuit act as switch
- U1 and its associated circuit act as charging

This document is issued subject to the latest CMA Testing General Terms and Conditions of Testing and Inspection Services, available on request or accessible at website www.cmatcl.com
This document shall not be reproduced except in full or with written approval by CMA Testing

CMA Industrial Development Foundation Limited
Room 1302, Yan Hing Centre, 9-13 Wong Chuk Yeung St., Fo Tan, Shatin, N.T., Hong Kong.
Tel: (852) 2698 8198 Fax: (852) 2695 4177 E-mail: info@cmatcl.com Web Site: http://www.cmatcl.com

TEST REPORT

Report No. : AW0010254(1) Date : 22 Jan 2018

1.2 Location of the test site

FCC Accredited Lab Designation Number: HK0004

Radiated emissions measurements are investigated and taken pursuant to the procedures of ANSI C63.10 – 2013. A Semi-Anechoic Chamber Testing Site is set up for investigation and located at:

Ground Floor, Yan Hing Centre,
9 – 13 Wong Chuk Yeung Street,
Fo Tan, Shatin,
New Territories,
Hong Kong.

Conducted emissions measurements are investigated and also taken pursuant to the procedures of ANSI C63.10 – 2013. A shielded room is located at :

Ground Floor, Yan Hing Centre,
9 – 13 Wong Chuk Yeung Street,
Fo Tan, Shatin,
New Territories,
Hong Kong.

This document is issued subject to the latest CMA Testing General Terms and Conditions of Testing and Inspection Services, available on request or accessible at website www.cmatcl.com
This document shall not be reproduced except in full or with written approval by CMA Testing

CMA Industrial Development Foundation Limited
Room 1302, Yan Hing Centre, 9-13 Wong Chuk Yeung St., Fo Tan, Shatin, N.T., Hong Kong.
Tel: (852) 2698 8198 Fax: (852) 2695 4177 E-mail: info@cmatcl.com Web Site: http://www.cmatcl.com

TEST REPORT

Report No. : AW0010254(1) Date : 22 Jan 2018

1.3 List of measuring equipment

Equipment	Manufacturer	Model No.	Serial No.	Calibration Due Date	Calibration Period
EMI Test Receiver	R&S	ESCI	100152	07 Dec 2018	1Year
Spectrum Analyzer	R&S	FSV40	100964	08 Feb 2018	1Year
Biconical Antenna	Rohde & Schwarz	HK116	837414/004	17 Aug 2018	1Year
Log Periodic Antenna	Teseq	UPA6109	43666	27 Jul 2018	1Year
Loop Antenna	EMCO	6502	00056620	25 Jan 2018	2Years
Horn Antenna	Schwarzbeck	BBHA 9120D	9120D-531	19 Dec 2018	2Years
Broadband Pre-Amplifier	Schwarzbeck	BBV 9718	9718-119	21 Dec 2018	2Years
Horn Antenna	Schwarzbeck	BBHA 9170	BBHA9170442	02 Aug 2018	2Years
Broadband Pre-Amplifier	Schwarzbeck	BBV 9719	9719-010	02 Aug 2018	2Years
Horn Antenna	Schwarzbeck	BBHA 9120C	9120C 594	26 Jul 2018	2Years
Pre-amplifier	Schwarzbeck	BBV9718	BBV9718 297	24 Jul 2018	2Years
Coaxial Cable	Schaffner	RG 213/U	N/A	18 May 2018	1Year
Coaxial Cable	Suhner	RG 214/U	N/A	18 May 2018	1Year
Coaxial Cable	Suhner	Sucoflex_104	N/A	20 Dec 2018	1Year
LISN	R&S	ESH3-Z5	100038	16 Jan 2018	1Year
Coaxial Cable	Tyco Electronics	RG 58C/U	N/A	12 Feb 2018	1Year
TS8997 Testing System					
Spectrum Analyzer	R&S	FSV 40	101190	09 Aug 2018	1Year
Vector Generator	R&S	SMBV100A	262024	09 Aug 2018	1Year
Generator	R&S	SMB100A	103230	09 Aug 2018	1Year
OSP	R&S	OSP	OSP120 V02	09 Aug 2018	1Year

Support equipment:

Adaptor
Model: A1299

Supply by CMA

This document is issued subject to the latest CMA Testing General Terms and Conditions of Testing and Inspection Services, available on request or accessible at website www.cmatcl.com
This document shall not be reproduced except in full or with written approval by CMA Testing

CMA Industrial Development Foundation Limited
Room 1302, Yan Hing Centre, 9-13 Wong Chuk Yeung St., Fo Tan, Shatin, N.T., Hong Kong.
Tel: (852) 2698 8198 Fax: (852) 2695 4177 E-mail: info@cmatcl.com Web Site: http://www.cmatcl.com

1.4 Measurement Uncertainty

The reported uncertainty is based on a standard uncertainty multiplied by a coverage factor k=2, providing a level of confidence of approximately 95%.

Radiated emissions

Frequency	Uncertainty (U_{lab})
30MHz ~ 200MHz (Horizontal)	4.59dB
30MHz ~ 200MHz (Vertical)	4.49dB
200MHz ~1000MHz (Horizontal)	4.94dB
200MHz ~1000MHz (Vertical)	4.97dB
1GHz ~6GHz	4.52dB
6GHz ~18GHz	4.58dB

Line-conducted emissions

Frequency	Uncertainty (U_{lab})
150kHz~30MHz	2.80dB

This document is issued subject to the latest CMA Testing General Terms and Conditions of Testing and Inspection Services, available on request or accessible at website www.cmatcl.com
This document shall not be reproduced except in full or with written approval by CMA Testing

CMA Industrial Development Foundation Limited
Room 1302, Yan Hing Centre, 9-13 Wong Chuk Yeung St., Fo Tan, Shatin, N.T., Hong Kong.
Tel: (852) 2698 8198 Fax: (852) 2695 4177 E-mail: info@cmatcl.com Web Site: http://www.cmatcl.com

2 Description of the emission test

2.1 Test Procedure

Radiated emissions measurements are investigated and taken pursuant to the procedures of ANSI C63.10 – 2013.

The equipment under test (EUT) was placed on a non-conductive turntable with dimensions of 1.5m x 1m and 0.8m high above the ground for below 1GHz measurement and 1.5m high above the ground for above 1GHz measurement. 3m from the EUT, a broadband antenna mounting on the mast received the signal strength. The turntable was rotated to maximize the emission level. The antenna was then moving along the mast from 1m up to 4m until no more higher value was found. Both horizontal and vertical polarization of the antenna were placed and investigated.

For below 30MHz, a loop antenna with its vertical plane is placed 3m from the EUT and rotated about its vertical axis for maximum response at each azimuth about the EUT. And the centre of the loop shall be 1 m above the ground.

For 30MHz to 1GHz, broadband antenna with its vertical and horizontal plane is placed 3m from the EUT and rotated about its vertical and horizontal axis for maximum response at each azimuth about the EUT. And the reference point of antenna shall be 1 m above the ground.

For above 1GHz, horn antenna with its vertical and horizontal plane is placed 3m from the EUT and rotated about its vertical and horizontal axis for maximum response at each azimuth about the EUT. Preamplifier and High Pass filter was used for measurements. The reference point of antenna shall be 1 m above the ground.

The device was rotated through three orthogonal to determine which attitude and configuration produce the highest emission during measurement for Radiated Emission measurement.

The EUT will connect to TS 8997 testing system for direct conducted measurement.

This document is issued subject to the latest CMA Testing General Terms and Conditions of Testing and Inspection Services, available on request or accessible at website www.cmatcl.com
This document shall not be reproduced except in full or with written approval by CMA Testing

CMA Industrial Development Foundation Limited
Room 1302, Yan Hing Centre, 9-13 Wong Chuk Yeung St., Fo Tan, Shatin, N.T., Hong Kong.
Tel: (852) 2698 8198 Fax: (852) 2695 4177 E-mail: info@cmatcl.com Web Site: http://www.cmatcl.com

TEST REPORT

Report No. : AW0010254(1) Date : 22 Jan 2018

2.2 Conducted Emission Measurement Data

Environmental conditions:

Parameter	Recorded value	
Ambient temperature:	26	° C
Relative humidity:	65	%

Summary

Test	Frequency (MHz)	Nominal Power (dBm)	Nominal Bandwidth (MHz)	Result
RF output power	2425.000	0.0	1.000000	PASS
Power Spectral Density	2425.000	0.0	1.000000	PASS
Minimum Emission Bandwidth 6 dB	2425.000	0.0	1.000000	PASS
Band Edge low	2425.000	0.0	1.000000	PASS
Tx Spurious Emission	2425.000	0.0	1.000000	PASS
Rx Spurious Emission	2425.000	0.0	1.000000	PASS
RF output power	2440.000	0.0	1.000000	PASS
Power Spectral Density	2440.000	0.0	1.000000	PASS
Minimum Emission Bandwidth 6 dB	2440.000	0.0	1.000000	PASS
Tx Spurious Emission	2440.000	0.0	1.000000	PASS
Rx Spurious Emission	2440.000	0.0	1.000000	PASS
RF output power	2460.000	0.0	1.000000	PASS
Power Spectral Density	2460.000	0.0	1.000000	PASS
Minimum Emission Bandwidth 6 dB	2460.000	0.0	1.000000	PASS
Band Edge high	2460.000	0.0	1.000000	PASS
Tx Spurious Emission	2460.000	0.0	1.000000	PASS
Rx Spurious Emission	2460.000	0.0	1.000000	PASS

This document is issued subject to the latest CMA Testing General Terms and Conditions of Testing and Inspection Services, available on request or accessible at website www.cmatcl.com
This document shall not be reproduced except in full or with written approval by CMA Testing

CMA Industrial Development Foundation Limited
Room 1302, Yan Hing Centre, 9-13 Wong Chuk Yeung St., Fo Tan, Shatin, N.T., Hong Kong.
Tel: (852) 2698 8198 Fax: (852) 2695 4177 E-mail: info@cmatcl.com Web Site: http://www.cmatcl.com

TEST REPORT

Report No. : AW0010254(1) Date : 22 Jan 2018

RF output power (2425 MHz)

Result

DUT Frequency (MHz)	RF output power (dBm)	Limit Max (dBm)	DutyCycle (%)	Result
2425.000000	-8.8	30.0	16.444	PASS

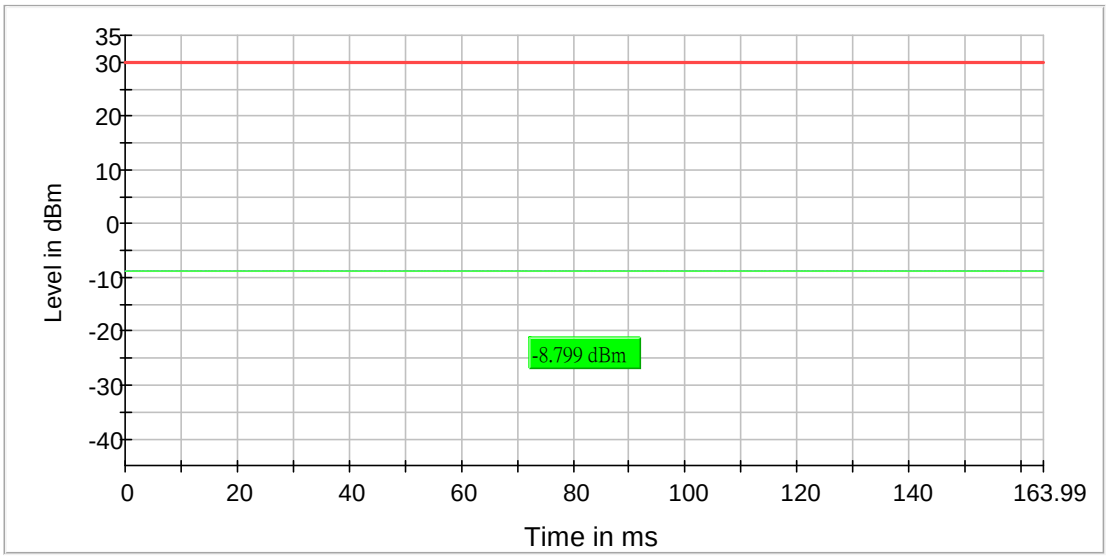

This document is issued subject to the latest CMA Testing General Terms and Conditions of Testing and Inspection Services, available on request or accessible at website www.cmatcl.com
This document shall not be reproduced except in full or with written approval by CMA Testing

CMA Industrial Development Foundation Limited
Room 1302, Yan Hing Centre, 9-13 Wong Chuk Yeung St., Fo Tan, Shatin, N.T., Hong Kong.
Tel: (852) 2698 8198 Fax: (852) 2695 4177 E-mail: info@cmatcl.com Web Site: http://www.cmatcl.com

TEST REPORT

Report No. : AW0010254(1) Date : 22 Jan 2018

Power Spectral Density (2425 MHz)

Result

DUT Frequency (MHz)	Frequency (MHz)	PSD (dBm)	Limit Max (dBm)	Result
2425.000000	2424.943862	-14.734	8.0	PASS

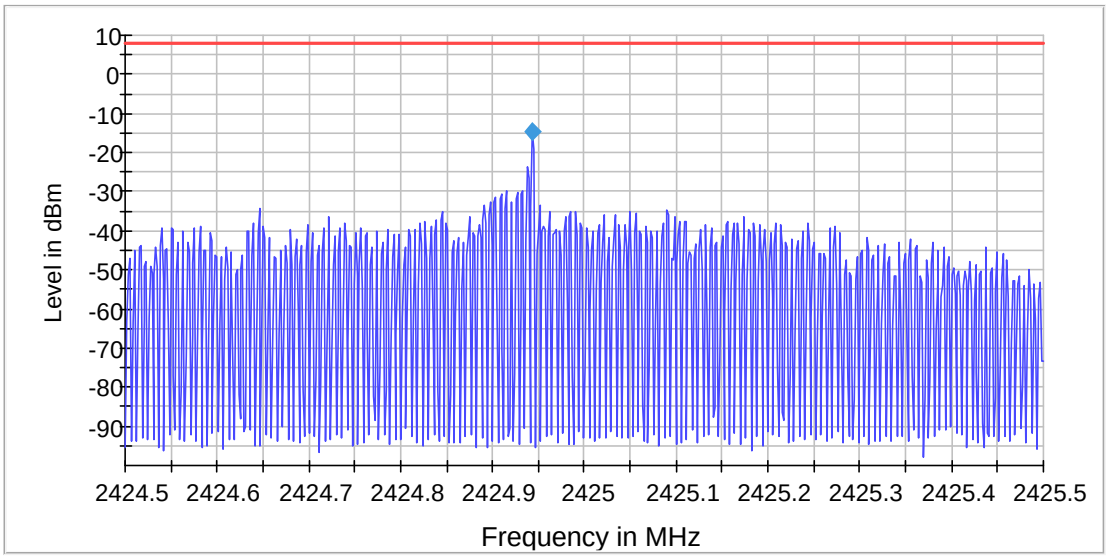

Measurement

Setting	Instrument Value	Target Value		Setting	Instrument Value	Target Value
Start Frequency	2.42450 GHz	2.42450 GHz		Stablemode	Trace	Trace
Stop Frequency	2.42550 GHz	2.42550 GHz		Stablevalue	0.30	0.30
Span	1.000 MHz	1.000 MHz		Run	3 / max. 150	max. 150
RBW	3.000 kHz	<= 3.000 kHz		Stable	3 / 3	3
VBW	10.000 kHz	>= 9.000 kHz				
SweepPoints	667	~ 667				
Sweeptime	667.000 ms	667.000 ms				
Reference Level	-10.000 dBm	-10.000 dBm				
Attenuation	10.000 dB	AUTO				
Detector	RMS	RMS				
SweepCount	1	1				
Filter	3 dB	3 dB				
Trace Mode	Max Hold	Max Hold				
Sweeptype	Sweep	AUTO				
Preamp	off	off				

This document is issued subject to the latest CMA Testing General Terms and Conditions of Testing and Inspection Services, available on request or accessible at website www.cmatcl.com
This document shall not be reproduced except in full or with written approval by CMA Testing

CMA Industrial Development Foundation Limited
Room 1302, Yan Hing Centre, 9-13 Wong Chuk Yeung St., Fo Tan, Shatin, N.T., Hong Kong.
Tel: (852) 2698 8198 Fax: (852) 2695 4177 E-mail: info@cmatcl.com Web Site: http://www.cmatcl.com

TEST REPORT

Report No. : AW0010254(1) Date : 22 Jan 2018

Minimum Emission Bandwidth 6 dB (2425 MHz)

6 dB Bandwidth

DUT Frequency (MHz)	Bandwidth (MHz)	Limit Min (MHz)	Limit Max (MHz)	Band Edge Left (MHz)	Band Edge Right (MHz)	Max Level (dBm)	Result
2425.000000	0.803922	0.500000	---	2424.500000	2425.303922	-8.8	PASS

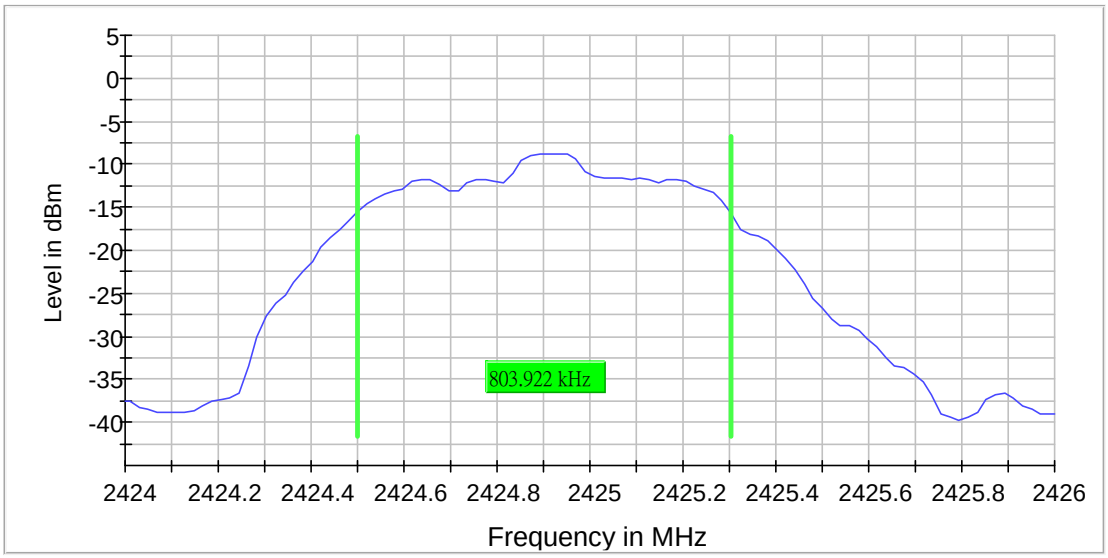

Measurement

Setting	Instrument Value	Target Value		Setting	Instrument Value	Target Value
Start Frequency	2.42400 GHz	2.42400 GHz		Stablemode	Trace	Trace
Stop Frequency	2.42600 GHz	2.42600 GHz		Stablevalue	0.30	0.30
Span	2.000 MHz	2.000 MHz		Run	46 / max. 150	max. 150
RBW	100.000 kHz	~ 100.000 kHz		Stable	15 / 15	15
VBW	300.000 kHz	~ 300.000 kHz				
SweepPoints	101	~ 20				
Sweeptime	18.938 µs	AUTO				
Reference Level	-10.000 dBm	-10.000 dBm				
Attenuation	10.000 dB	AUTO				
Detector	MaxPeak	MaxPeak				
SweepCount	100	100				
Filter	3 dB	3 dB				
Trace Mode	Max Hold	Max Hold				
Sweeptype	FFT	AUTO				
Preamp	off	off				

This document is issued subject to the latest CMA Testing General Terms and Conditions of Testing and Inspection Services, available on request or accessible at website www.cmatcl.com
This document shall not be reproduced except in full or with written approval by CMA Testing

CMA Industrial Development Foundation Limited
Room 1302, Yan Hing Centre, 9-13 Wong Chuk Yeung St., Fo Tan, Shatin, N.T., Hong Kong.
Tel: (852) 2698 8198 Fax: (852) 2695 4177 E-mail: info@cmatcl.com Web Site: http://www.cmatcl.com

TEST REPORT

Report No. : AW0010254(1) Date : 22 Jan 2018

Band Edge low (2425 MHz)

Result

DUT Frequency (MHz)	Result
2425.000000	PASS

Inband Peak

Frequency (MHz)	Level (dBm)
2424.910084	-12.7

Measurements

Frequency (MHz)	Level (dBm)	Margin (dB)	Limit (dBm)	Result
2386.732371	-71.0	38.4	-32.7	PASS
2386.832315	-71.1	38.4	-32.7	PASS
2386.782343	-71.3	38.6	-32.7	PASS
2386.882288	-71.4	38.7	-32.7	PASS
2386.982232	-73.1	40.4	-32.7	PASS
2386.682399	-74.0	41.4	-32.7	PASS
2386.632426	-75.1	42.5	-32.7	PASS
2386.932260	-76.2	43.6	-32.7	PASS
2386.582454	-77.7	45.1	-32.7	PASS
2387.032204	-77.8	45.1	-32.7	PASS
2360.946696	-77.9	45.2	-32.7	PASS
2387.082177	-77.9	45.3	-32.7	PASS
2392.878956	-78.1	45.4	-32.7	PASS
2340.108273	-78.2	45.5	-32.7	PASS
2392.928928	-78.2	45.5	-32.7	PASS

This document is issued subject to the latest CMA Testing General Terms and Conditions of Testing and Inspection Services, available on request or accessible at website www.cmatcl.com
This document shall not be reproduced except in full or with written approval by CMA Testing

CMA Industrial Development Foundation Limited
Room 1302, Yan Hing Centre, 9-13 Wong Chuk Yeung St., Fo Tan, Shatin, N.T., Hong Kong.
Tel: (852) 2698 8198 Fax: (852) 2695 4177 E-mail: info@cmatcl.com Web Site: http://www.cmatcl.com

TEST REPORT

Report No. : AW0010254(1) Date : 22 Jan 2018

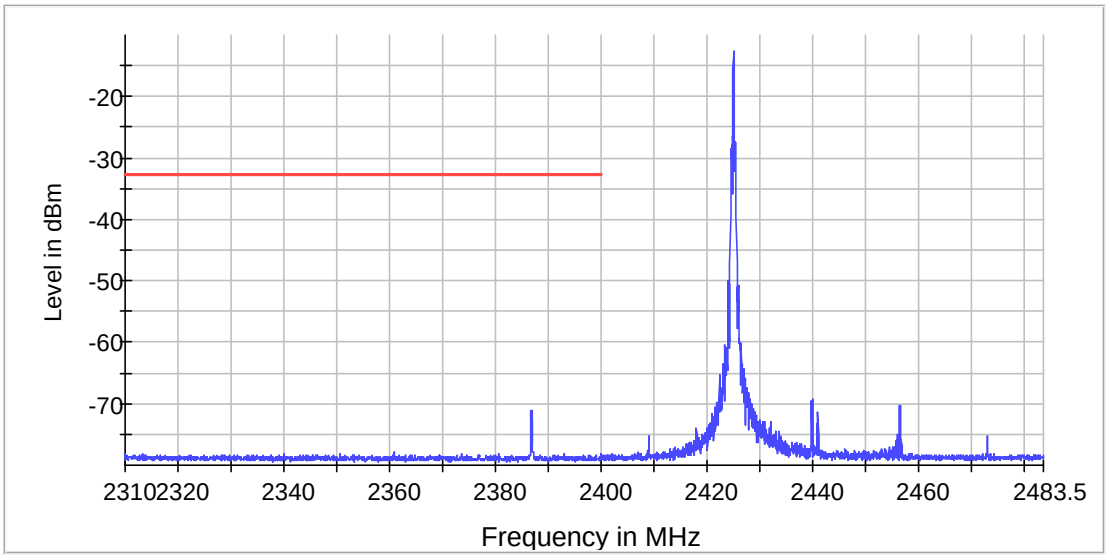

Measurement 1

Setting	Instrument Value	Target Value
RBW	100.000 kHz	<= 100.000 kHz
VBW	300.000 kHz	>= 300.000 kHz
SweepPoints	1670	~ 1670
Sweeptime	1.670 s	1.670 s
Reference Level	-10.000 dBm	-10.000 dBm
Attenuation	10.000 dB	AUTO
Detector	RMS	RMS
SweepCount	3	3
Filter	3 dB	3 dB
Trace Mode	Max Hold	Max Hold
Sweeptype	Sweep	AUTO
Preamp	off	off
Stablemode	Trace	Trace
Stablevalue	0.30	0.30
Run	3 / max. 15	max. 15
Stable	3 / 3	3

Measurement 2

Setting	Instrument Value	Target Value
RBW	100.000 kHz	<= 100.000 kHz
VBW	300.000 kHz	>= 300.000 kHz
SweepPoints	1800	~ 1800
Sweeptime	1.800 s	1.800 s
Reference Level	-10.000 dBm	-10.000 dBm
Attenuation	10.000 dB	AUTO
Detector	RMS	RMS
SweepCount	3	3
Filter	3 dB	3 dB
Trace Mode	Max Hold	Max Hold
Sweeptype	Sweep	AUTO
Preamp	off	off
Stablemode	Trace	Trace
Stablevalue	0.30	0.30
Run	3 / max. 15	max. 15
Stable	3 / 3	3

This document is issued subject to the latest CMA Testing General Terms and Conditions of Testing and Inspection Services, available on request or accessible at website www.cmatcl.com
This document shall not be reproduced except in full or with written approval by CMA Testing

CMA Industrial Development Foundation Limited
Room 1302, Yan Hing Centre, 9-13 Wong Chuk Yeung St., Fo Tan, Shatin, N.T., Hong Kong.
Tel: (852) 2698 8198 Fax: (852) 2695 4177 E-mail: info@cmatcl.com Web Site: http://www.cmatcl.com

TEST REPORT

Report No. : AW0010254(1) Date : 22 Jan 2018

Tx Spurious Emission (2425 MHz)

Result

DUT Frequency (MHz)	Result
2425.000000	PASS

Final measurements

Frequency (MHz)	Level Pre Measurement (dBm)	level (dBm)	Limit (dBm)	Margin (dB)	Result
2773.717871	-46.4	-53.7	-41.2	12.5	PASS
4849.988017	-44.9	-53.5	-41.2	12.3	PASS

Pre Measurements

Frequency (MHz)	Level (dBm)	Margin (dB)	Limit (dBm)
4849.988017	-44.9	3.7	-41.2
4850.487962	-45.2	4.0	-41.2
4849.488073	-45.4	4.2	-41.2
2773.717871	-46.4	5.2	-41.2
2774.217816	-46.5	5.2	-41.2
4850.987907	-46.6	5.4	-41.2
4848.988128	-47.2	6.0	-41.2
2773.217927	-49.4	8.1	-41.2
2774.717761	-49.4	8.2	-41.2
4848.488184	-50.4	9.1	-41.2
7275.185926	-51.4	10.2	-41.2
7273.998500	-51.7	10.5	-41.2
7274.592213	-52.0	10.7	-41.2
7275.779639	-52.3	11.1	-41.2
2800.214938	-52.7	11.5	-41.2

Measurement Settings

Start Frequency (MHz)	Stop Frequency (MHz)	Pre Measurement	Final Measurement
30.000000	1000.000000	1	1
1000.000000	2400.000000	2	2
2400.000000	2483.500000	2	2
2483.500000	7000.000000	2	2
7000.000000	26000.000000	2	2

This document is issued subject to the latest CMA Testing General Terms and Conditions of Testing and Inspection Services, available on request or accessible at website www.cmatcl.com
This document shall not be reproduced except in full or with written approval by CMA Testing

CMA Industrial Development Foundation Limited
Room 1302, Yan Hing Centre, 9-13 Wong Chuk Yeung St., Fo Tan, Shatin, N.T., Hong Kong.
Tel: (852) 2698 8198 Fax: (852) 2695 4177 E-mail: info@cmatcl.com Web Site: http://www.cmatcl.com

TEST REPORT

Report No. : AW0010254(1) Date : 22 Jan 2018

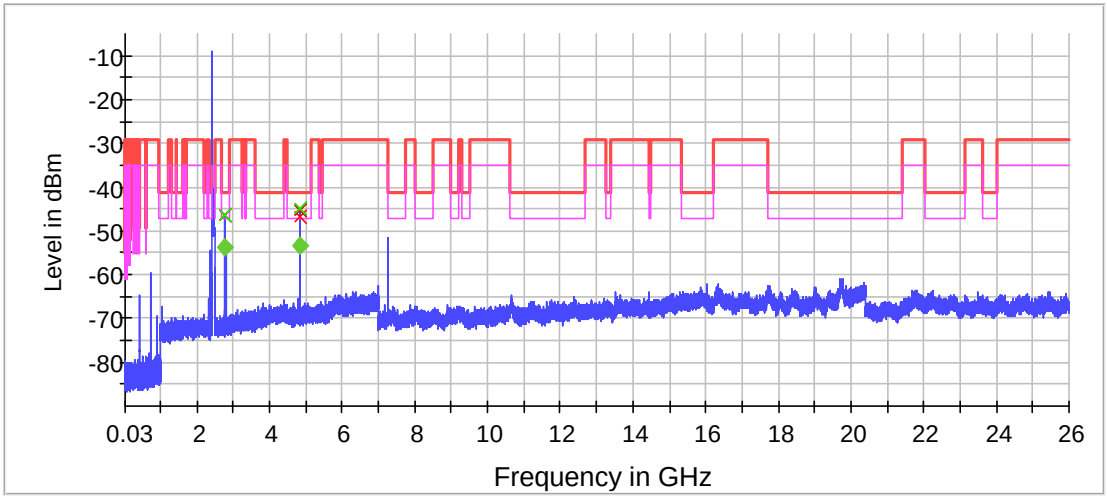

× Limit [limit.Result:1] × Sum Level [trace.Result:1]
◆ Threshold [limit 2.Result:1] ◆ Critical [Over Limit.Result:1]

Pre Measurement 1

Setting	Instrument Value	Target Value
RBW	100.000 kHz	<= 100.000 kHz
VBW	300.000 kHz	>= 300.000 kHz
SweepPoints	19400	~ 19400
Sweeptime	19.400 ms	AUTO
Reference Level	-30.000 dBm	-30.000 dBm
Attenuation	0.000 dB	AUTO
Detector	MaxPeak	MaxPeak
SweepCount	30	30
Filter	3 dB	3 dB
Trace Mode	Max Hold	Max Hold
Sweeptype	Sweep	AUTO
Preamp	off	off
Stablemode	Trace	Trace
Stablevalue	0.30	0.30
Run	3 / max. 150	max. 150
Stable	3 / 3	3

Pre Measurement 2

Setting	Instrument Value	Target Value
RBW	1.000 MHz	<= 1.000 MHz
VBW	3.000 MHz	>= 3.000 MHz
SweepPoints	2800	~ 2800
Sweeptime	2.800 ms	AUTO
Reference Level	-30.000 dBm	-30.000 dBm
Attenuation	0.000 dB	AUTO
Detector	MaxPeak	MaxPeak
SweepCount	30	30
Filter	3 dB	3 dB
Trace Mode	Max Hold	Max Hold
Sweeptype	Sweep	AUTO
Preamp	off	off
Stablemode	Trace	Trace
Stablevalue	0.30	0.30
Run	3 / max. 150	max. 150
Stable	3 / 3	3

This document is issued subject to the latest CMA Testing General Terms and Conditions of Testing and Inspection Services, available on request or accessible at website www.cmatcl.com
This document shall not be reproduced except in full or with written approval by CMA Testing

CMA Industrial Development Foundation Limited
Room 1302, Yan Hing Centre, 9-13 Wong Chuk Yeung St., Fo Tan, Shatin, N.T., Hong Kong.
Tel: (852) 2698 8198 Fax: (852) 2695 4177 E-mail: info@cmatcl.com Web Site: http://www.cmatcl.com

TEST REPORT

Report No. : AW0010254(1) Date : 22 Jan 2018

Final Measurement 2

Setting	Instrument Value	Target Value
Span	ZeroSpan	ZeroSpan
RBW	1.000 MHz	~ 1.000 MHz
VBW	3.000 MHz	~ 3.000 MHz
SweepPoints	10001	~ 10001
Sweeptime	1.000 s	1.000 s
Reference Level	-20.000 dBm	-20.000 dBm
Attenuation	0.000 dB	0.000 dB
Detector	RMS	RMS
SweepCount	1	1
Filter	3 dB	3 dB
Trace Mode	Clear Write	Clear Write
Sweeptype	Sweep	AUTO
Preamp	off	off

This document is issued subject to the latest CMA Testing General Terms and Conditions of Testing and Inspection Services, available on request or accessible at website www.cmatcl.com
This document shall not be reproduced except in full or with written approval by CMA Testing

CMA Industrial Development Foundation Limited
Room 1302, Yan Hing Centre, 9-13 Wong Chuk Yeung St., Fo Tan, Shatin, N.T., Hong Kong.
Tel: (852) 2698 8198 Fax: (852) 2695 4177 E-mail: info@cmatcl.com Web Site: http://www.cmatcl.com

TEST REPORT

Report No. : AW0010254(1) Date : 22 Jan 2018

Rx Spurious Emission (2425 MHz)

Result

DUT Frequency (MHz)	Result
2425.000000	PASS

Final measurements

Frequency (MHz)	Level Pre Measurement (dBm)	level (dBm)	Limit (dBm)	Margin (dB)	Result
---	---	---	---	---	---

Pre Measurements

Frequency (MHz)	Level (dBm)	Margin (dB)	Limit (dBm)
742.476549	-58.9	9.7	-49.2
742.576539	-61.6	12.4	-49.2
445.507164	-63.7	14.5	-49.2
742.376559	-64.6	15.4	-49.2
1721.379770	-57.8	16.5	-41.2
2773.204466	-58.4	17.2	-41.2
2772.204633	-58.9	17.7	-41.2
445.407175	-67.5	18.3	-49.2
19693.831904	-59.5	18.3	-41.2
1720.379937	-60.3	19.1	-41.2
1722.379603	-60.4	19.2	-41.2
445.607154	-68.4	19.2	-49.2
19784.827114	-60.6	19.3	-41.2
19737.829588	-60.6	19.4	-41.2
19731.829904	-60.6	19.4	-41.2

Measurement Settings

Start Frequency (MHz)	Stop Frequency (MHz)	Pre Measurement	Final Measurement
30.000000	1000.000000	1	1
1000.000000	7000.000000	2	2
7000.000000	26000.000000	2	2

This document is issued subject to the latest CMA Testing General Terms and Conditions of Testing and Inspection Services, available on request or accessible at website www.cmatcl.com
This document shall not be reproduced except in full or with written approval by CMA Testing

CMA Industrial Development Foundation Limited
Room 1302, Yan Hing Centre, 9-13 Wong Chuk Yeung St., Fo Tan, Shatin, N.T., Hong Kong.
Tel: (852) 2698 8198 Fax: (852) 2695 4177 E-mail: info@cmatcl.com Web Site: http://www.cmatcl.com

TEST REPORT

Report No. : AW0010254(1) Date : 22 Jan 2018

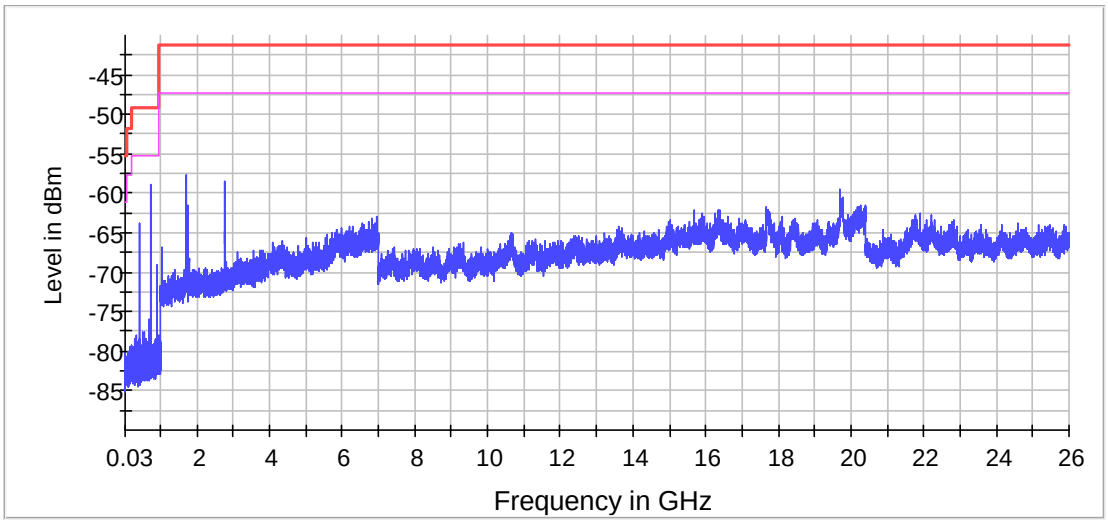

Limit [limit.Result:1] × Threshold [limit 2.Result:1]

Pre Measurement 1

Setting	Instrument Value	Target Value
RBW	100.000 kHz	<= 100.000 kHz
VBW	300.000 kHz	>= 300.000 kHz
SweepPoints	9700	~ 9700
Sweeptime	9.700 ms	AUTO
Reference Level	-67.000 dBm	-67.000 dBm
Attenuation	0.000 dB	AUTO
Detector	MaxPeak	MaxPeak
SweepCount	100	100
Filter	3 dB	3 dB
Trace Mode	Max Hold	Max Hold
Sweeptype	Sweep	AUTO
Preamp	off	off
Stablemode	Trace	Trace
Stablevalue	0.30	0.30
Run	3 / max. 150	max. 150
Stable	3 / 3	3

Pre Measurement 2

Setting	Instrument Value	Target Value
RBW	1.000 MHz	<= 1.000 MHz
VBW	3.000 MHz	>= 3.000 MHz
SweepPoints	6000	~ 6000
Sweeptime	6.000 ms	AUTO
Reference Level	-67.000 dBm	-67.000 dBm
Attenuation	0.000 dB	AUTO
Detector	MaxPeak	MaxPeak
SweepCount	100	100
Filter	3 dB	3 dB
Trace Mode	Max Hold	Max Hold
Sweeptype	Sweep	AUTO
Preamp	off	off
Stablemode	Trace	Trace
Stablevalue	0.30	0.30
Run	3 / max. 150	max. 150
Stable	3 / 3	3

This document is issued subject to the latest CMA Testing General Terms and Conditions of Testing and Inspection Services, available on request or accessible at website www.cmatcl.com
This document shall not be reproduced except in full or with written approval by CMA Testing

CMA Industrial Development Foundation Limited
Room 1302, Yan Hing Centre, 9-13 Wong Chuk Yeung St., Fo Tan, Shatin, N.T., Hong Kong.
Tel: (852) 2698 8198 Fax: (852) 2695 4177 E-mail: info@cmatcl.com Web Site: http://www.cmatcl.com

TEST REPORT

Report No. : AW0010254(1) Date : 22 Jan 2018

RF output power (2440 MHz)

Result

DUT Frequency (MHz)	RF output power (dBm)	Limit Max (dBm)	DutyCycle (%)	Result
2440.000000	-8.7	30.0	16.464	PASS

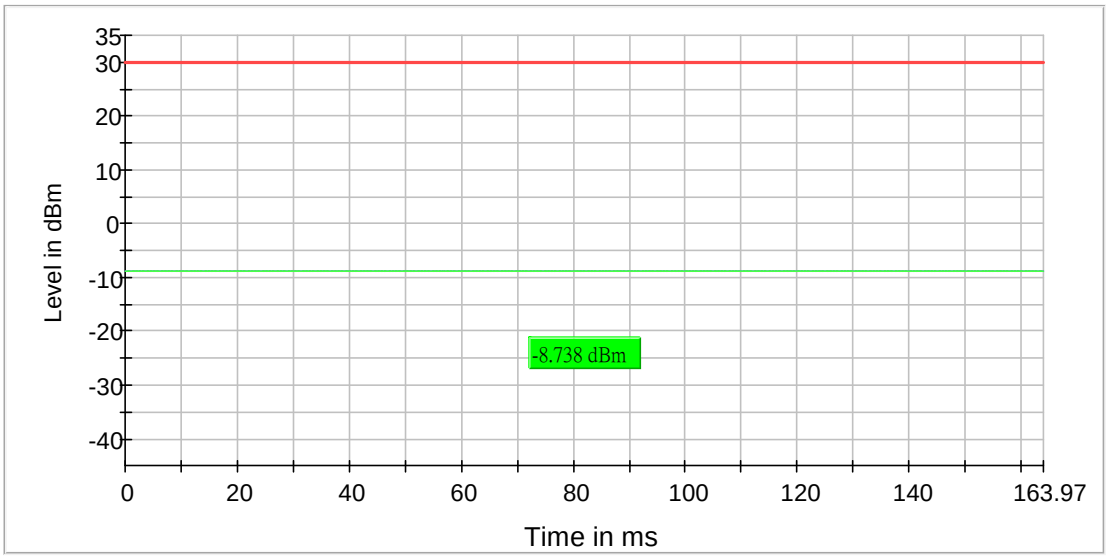

This document is issued subject to the latest CMA Testing General Terms and Conditions of Testing and Inspection Services, available on request or accessible at website www.cmatcl.com
This document shall not be reproduced except in full or with written approval by CMA Testing

CMA Industrial Development Foundation Limited
Room 1302, Yan Hing Centre, 9-13 Wong Chuk Yeung St., Fo Tan, Shatin, N.T., Hong Kong.
Tel: (852) 2698 8198 Fax: (852) 2695 4177 E-mail: info@cmatcl.com Web Site: http://www.cmatcl.com

TEST REPORT

Report No. : AW0010254(1) Date : 22 Jan 2018

Power Spectral Density (2440 MHz)

Result

DUT Frequency (MHz)	Frequency (MHz)	PSD (dBm)	Limit Max (dBm)	Result
2440.000000	2439.943862	-15.406	8.0	PASS

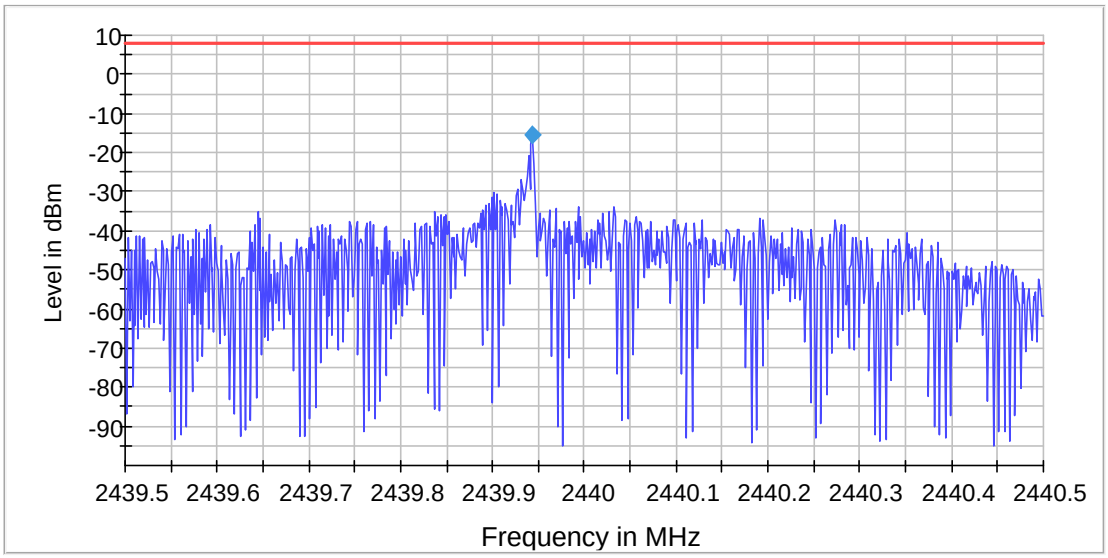

Measurement

Setting	Instrument Value	Target Value		Setting	Instrument Value	Target Value
Start Frequency	2.43950 GHz	2.43950 GHz		Stablemode	Trace	Trace
Stop Frequency	2.44050 GHz	2.44050 GHz		Stablevalue	0.30	0.30
Span	1.000 MHz	1.000 MHz		Run	3 / max. 150	max. 150
RBW	3.000 kHz	<= 3.000 kHz		Stable	3 / 3	3
VBW	10.000 kHz	>= 9.000 kHz				
SweepPoints	667	~ 667				
Sweeptime	667.000 ms	667.000 ms				
Reference Level	-10.000 dBm	-10.000 dBm				
Attenuation	10.000 dB	AUTO				
Detector	RMS	RMS				
SweepCount	1	1				
Filter	3 dB	3 dB				
Trace Mode	Max Hold	Max Hold				
Sweeptype	Sweep	AUTO				
Preamp	off	off				

This document is issued subject to the latest CMA Testing General Terms and Conditions of Testing and Inspection Services, available on request or accessible at website www.cmatcl.com
This document shall not be reproduced except in full or with written approval by CMA Testing

CMA Industrial Development Foundation Limited
Room 1302, Yan Hing Centre, 9-13 Wong Chuk Yeung St., Fo Tan, Shatin, N.T., Hong Kong.
Tel: (852) 2698 8198 Fax: (852) 2695 4177 E-mail: info@cmatcl.com Web Site: http://www.cmatcl.com

TEST REPORT

Report No. : AW0010254(1) Date : 22 Jan 2018

Minimum Emission Bandwidth 6 dB (2440 MHz)

6 dB Bandwidth

DUT Frequency (MHz)	Bandwidth (MHz)	Limit Min (MHz)	Limit Max (MHz)	Band Edge Left (MHz)	Band Edge Right (MHz)	Max Level (dBm)	Result
2440.000000	0.803922	0.500000	---	2439.500000	2440.303922	-8.8	PASS

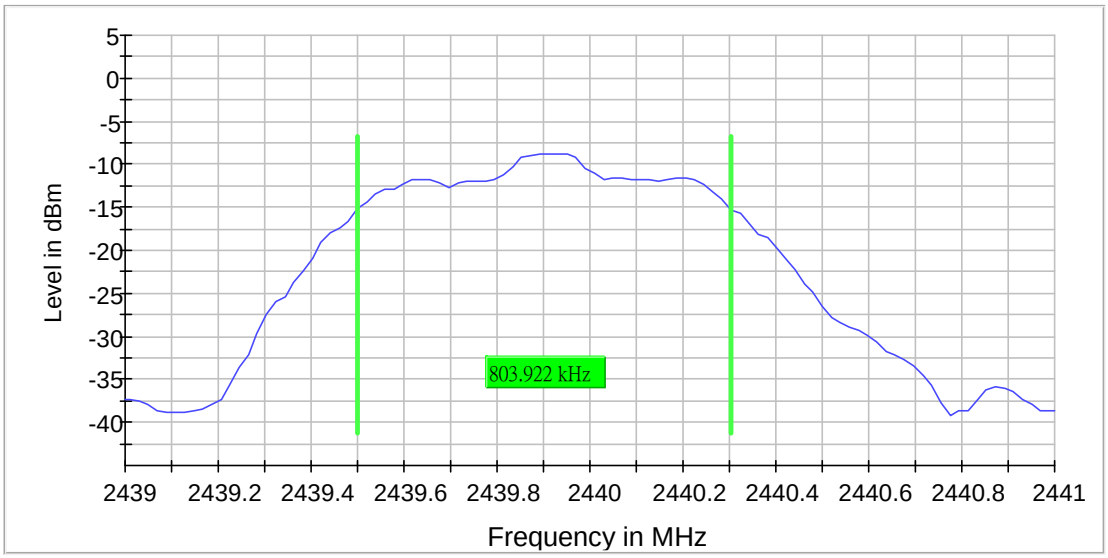

Measurement

Setting	Instrument Value	Target Value		Setting	Instrument Value	Target Value
Start Frequency	2.43900 GHz	2.43900 GHz		Stablemode	Trace	Trace
Stop Frequency	2.44100 GHz	2.44100 GHz		Stablevalue	0.30	0.30
Span	2.000 MHz	2.000 MHz		Run	69 / max. 150	max. 150
RBW	100.000 kHz	~ 100.000 kHz		Stable	15 / 15	15
VBW	300.000 kHz	~ 300.000 kHz				
SweepPoints	101	~ 20				
Sweeptime	18.938 µs	AUTO				
Reference Level	-10.000 dBm	-10.000 dBm				
Attenuation	10.000 dB	AUTO				
Detector	MaxPeak	MaxPeak				
SweepCount	100	100				
Filter	3 dB	3 dB				
Trace Mode	Max Hold	Max Hold				
Sweeptype	FFT	AUTO				
Preamp	off	off				

This document is issued subject to the latest CMA Testing General Terms and Conditions of Testing and Inspection Services, available on request or accessible at website www.cmatcl.com
This document shall not be reproduced except in full or with written approval by CMA Testing

CMA Industrial Development Foundation Limited
Room 1302, Yan Hing Centre, 9-13 Wong Chuk Yeung St., Fo Tan, Shatin, N.T., Hong Kong.
Tel: (852) 2698 8198 Fax: (852) 2695 4177 E-mail: info@cmatcl.com Web Site: http://www.cmatcl.com

TEST REPORT

Report No. : AW0010254(1) Date : 22 Jan 2018

Tx Spurious Emission (2440 MHz)

Result

DUT Frequency (MHz)	Result
2440.000000	PASS

Final measurements

Frequency (MHz)	Level Pre Measurement (dBm)	level (dBm)	Limit (dBm)	Margin (dB)	Result
2791.215934	-45.9	-55.1	-41.2	13.9	PASS
4879.984697	-46.1	-54.7	-41.2	13.5	PASS

Pre Measurements

Frequency (MHz)	Level (dBm)	Margin (dB)	Limit (dBm)
2791.215934	-45.9	4.6	-41.2
4879.984697	-46.1	4.8	-41.2
2791.715879	-46.1	4.9	-41.2
4879.484752	-46.2	4.9	-41.2
2790.715990	-47.0	5.7	-41.2
4880.484641	-47.2	5.9	-41.2
2756.219809	-48.5	7.3	-41.2
4880.984586	-49.9	8.6	-41.2
4878.984807	-49.9	8.7	-41.2
2755.719864	-50.8	9.6	-41.2
7320.308106	-51.3	10.0	-41.2
7319.714393	-51.3	10.0	-41.2
7319.120680	-51.5	10.2	-41.2
7320.901819	-51.5	10.3	-41.2
2792.215824	-51.7	10.5	-41.2

Measurement Settings

Start Frequency (MHz)	Stop Frequency (MHz)	Pre Measurement	Final Measurement
30.000000	1000.000000	1	1
1000.000000	2400.000000	2	2
2400.000000	2483.500000	2	2
2483.500000	7000.000000	2	2
7000.000000	26000.000000	2	2

This document is issued subject to the latest CMA Testing General Terms and Conditions of Testing and Inspection Services, available on request or accessible at website www.cmatcl.com
This document shall not be reproduced except in full or with written approval by CMA Testing

CMA Industrial Development Foundation Limited
Room 1302, Yan Hing Centre, 9-13 Wong Chuk Yeung St., Fo Tan, Shatin, N.T., Hong Kong.
Tel: (852) 2698 8198 Fax: (852) 2695 4177 E-mail: info@cmatcl.com Web Site: http://www.cmatcl.com

TEST REPORT

Report No. : AW0010254(1) Date : 22 Jan 2018

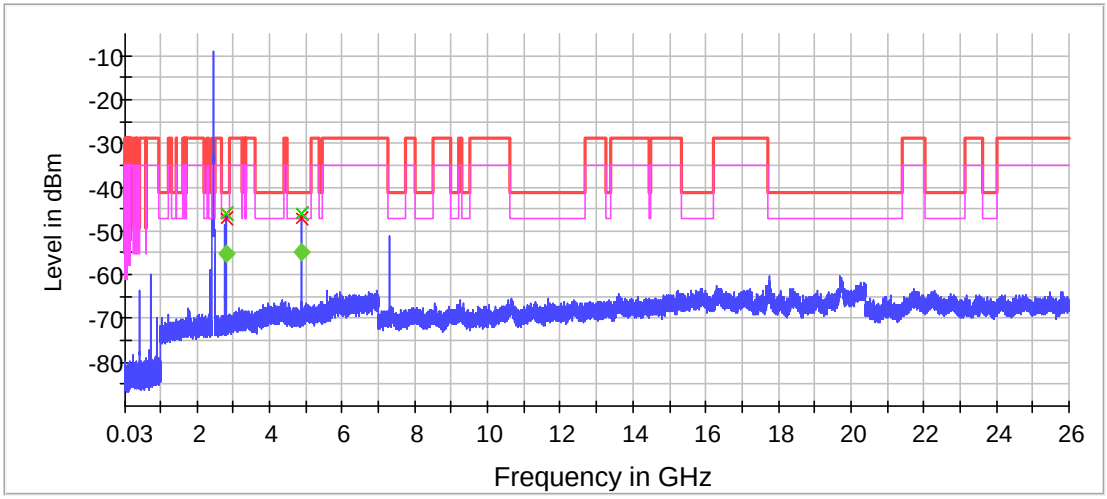

Limit [limit.Result:1] Sum Level [trace.Result:1]
Threshold [limit 2.Result:1] Critical [Over Limit.Result:1]

Pre Measurement 1

Setting	Instrument Value	Target Value
RBW	100.000 kHz	<= 100.000 kHz
VBW	300.000 kHz	>= 300.000 kHz
SweepPoints	19400	~ 19400
Sweeptime	19.400 ms	AUTO
Reference Level	-30.000 dBm	-30.000 dBm
Attenuation	0.000 dB	AUTO
Detector	MaxPeak	MaxPeak
SweepCount	30	30
Filter	3 dB	3 dB
Trace Mode	Max Hold	Max Hold
Sweeptype	Sweep	AUTO
Preamp	off	off
Stablemode	Trace	Trace
Stablevalue	0.30	0.30
Run	3 / max. 150	max. 150
Stable	3 / 3	3

Pre Measurement 2

Setting	Instrument Value	Target Value
RBW	1.000 MHz	<= 1.000 MHz
VBW	3.000 MHz	>= 3.000 MHz
SweepPoints	2800	~ 2800
Sweeptime	2.800 ms	AUTO
Reference Level	-30.000 dBm	-30.000 dBm
Attenuation	0.000 dB	AUTO
Detector	MaxPeak	MaxPeak
SweepCount	30	30
Filter	3 dB	3 dB
Trace Mode	Max Hold	Max Hold
Sweeptype	Sweep	AUTO
Preamp	off	off
Stablemode	Trace	Trace
Stablevalue	0.30	0.30
Run	3 / max. 150	max. 150
Stable	3 / 3	3

This document is issued subject to the latest CMA Testing General Terms and Conditions of Testing and Inspection Services, available on request or accessible at website www.cmatcl.com
This document shall not be reproduced except in full or with written approval by CMA Testing

CMA Industrial Development Foundation Limited
Room 1302, Yan Hing Centre, 9-13 Wong Chuk Yeung St., Fo Tan, Shatin, N.T., Hong Kong.
Tel: (852) 2698 8198 Fax: (852) 2695 4177 E-mail: info@cmatcl.com Web Site: http://www.cmatcl.com

TEST REPORT

Report No. : AW0010254(1) Date : 22 Jan 2018

Final Measurement 2

Setting	Instrument Value	Target Value
Span	ZeroSpan	ZeroSpan
RBW	1.000 MHz	~ 1.000 MHz
VBW	3.000 MHz	~ 3.000 MHz
SweepPoints	10001	~ 10001
Sweeptime	1.000 s	1.000 s
Reference Level	-20.000 dBm	-20.000 dBm
Attenuation	0.000 dB	0.000 dB
Detector	RMS	RMS
SweepCount	1	1
Filter	3 dB	3 dB
Trace Mode	Clear Write	Clear Write
Sweeptype	Sweep	AUTO
Preamp	off	off

This document is issued subject to the latest CMA Testing General Terms and Conditions of Testing and Inspection Services, available on request or accessible at website www.cmatcl.com
This document shall not be reproduced except in full or with written approval by CMA Testing

CMA Industrial Development Foundation Limited
Room 1302, Yan Hing Centre, 9-13 Wong Chuk Yeung St., Fo Tan, Shatin, N.T., Hong Kong.
Tel: (852) 2698 8198 Fax: (852) 2695 4177 E-mail: info@cmatcl.com Web Site: http://www.cmatcl.com

TEST REPORT

Report No. : AW0010254(1) Date : 22 Jan 2018

Rx Spurious Emission (2440 MHz)

Result

DUT Frequency (MHz)	Result
2440.000000	PASS

Final measurements

Frequency (MHz)	Level Pre Measurement (dBm)	level (dBm)	Limit (dBm)	Margin (dB)	Result
---	---	---	---	---	---

Pre Measurements

Frequency (MHz)	Level (dBm)	Margin (dB)	Limit (dBm)
742.476549	-60.0	10.8	-49.2
742.576539	-62.2	13.0	-49.2
2791.201466	-54.7	13.4	-41.2
445.507164	-63.3	14.1	-49.2
2790.201633	-57.2	15.9	-41.2
742.376559	-65.9	16.7	-49.2
2792.201300	-59.0	17.7	-41.2
445.407175	-67.0	17.8	-49.2
445.607154	-68.2	18.9	-49.2
19731.829904	-60.3	19.1	-41.2
19745.829167	-60.4	19.1	-41.2
19737.829588	-60.4	19.1	-41.2
19717.830640	-60.7	19.4	-41.2
19732.829851	-60.7	19.4	-41.2
894.660860	-68.7	19.5	-49.2

Measurement Settings

Start Frequency (MHz)	Stop Frequency (MHz)	Pre Measurement	Final Measurement
30.000000	1000.000000	1	1
1000.000000	7000.000000	2	2
7000.000000	26000.000000	2	2

This document is issued subject to the latest CMA Testing General Terms and Conditions of Testing and Inspection Services, available on request or accessible at website www.cmatcl.com
This document shall not be reproduced except in full or with written approval by CMA Testing

CMA Industrial Development Foundation Limited
Room 1302, Yan Hing Centre, 9-13 Wong Chuk Yeung St., Fo Tan, Shatin, N.T., Hong Kong.
Tel: (852) 2698 8198 Fax: (852) 2695 4177 E-mail: info@cmatcl.com Web Site: http://www.cmatcl.com

TEST REPORT

Report No. : AW0010254(1) Date : 22 Jan 2018

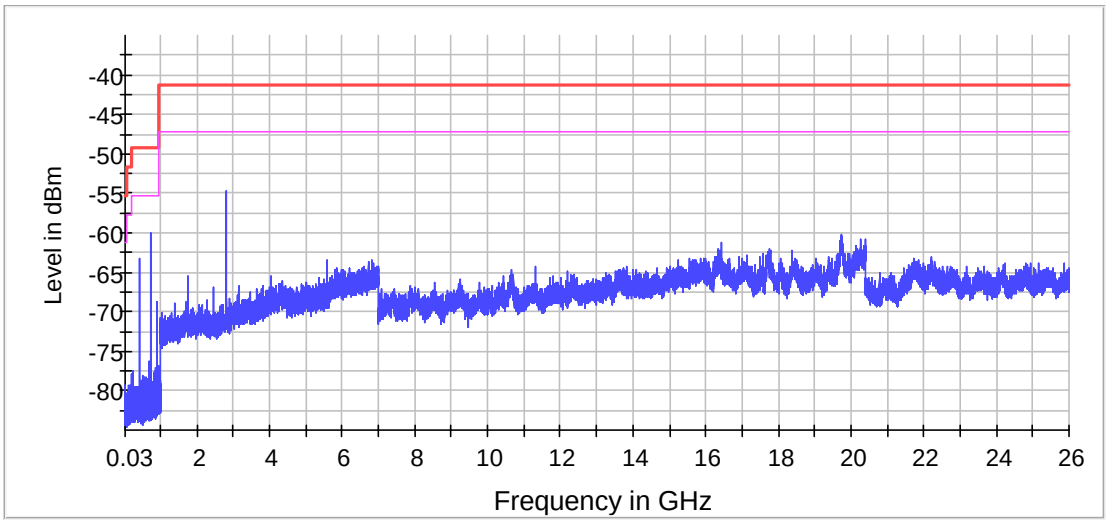

Limit [limit.Result:1] × Threshold [limit 2.Result:1]

Pre Measurement 1

Setting	Instrument Value	Target Value
RBW	100.000 kHz	<= 100.000 kHz
VBW	300.000 kHz	>= 300.000 kHz
SweepPoints	9700	~ 9700
Sweeptime	9.700 ms	AUTO
Reference Level	-67.000 dBm	-67.000 dBm
Attenuation	0.000 dB	AUTO
Detector	MaxPeak	MaxPeak
SweepCount	100	100
Filter	3 dB	3 dB
Trace Mode	Max Hold	Max Hold
Sweeptype	Sweep	AUTO
Preamp	off	off
Stablemode	Trace	Trace
Stablevalue	0.30	0.30
Run	3 / max. 150	max. 150
Stable	3 / 3	3

Pre Measurement 2

Setting	Instrument Value	Target Value
RBW	1.000 MHz	<= 1.000 MHz
VBW	3.000 MHz	>= 3.000 MHz
SweepPoints	6000	~ 6000
Sweeptime	6.000 ms	AUTO
Reference Level	-67.000 dBm	-67.000 dBm
Attenuation	0.000 dB	AUTO
Detector	MaxPeak	MaxPeak
SweepCount	100	100
Filter	3 dB	3 dB
Trace Mode	Max Hold	Max Hold
Sweeptype	Sweep	AUTO
Preamp	off	off
Stablemode	Trace	Trace
Stablevalue	0.30	0.30
Run	3 / max. 150	max. 150
Stable	3 / 3	3

This document is issued subject to the latest CMA Testing General Terms and Conditions of Testing and Inspection Services, available on request or accessible at website www.cmatcl.com
This document shall not be reproduced except in full or with written approval by CMA Testing

CMA Industrial Development Foundation Limited
Room 1302, Yan Hing Centre, 9-13 Wong Chuk Yeung St., Fo Tan, Shatin, N.T., Hong Kong.
Tel: (852) 2698 8198 Fax: (852) 2695 4177 E-mail: info@cmatcl.com Web Site: http://www.cmatcl.com

TEST REPORT

Report No. : AW0010254(1) Date : 22 Jan 2018

RF output power (2460 MHz)

Result

DUT Frequency (MHz)	RF output power (dBm)	Limit Max (dBm)	DutyCycle (%)	Result
2460.000000	-8.6	30.0	16.502	PASS

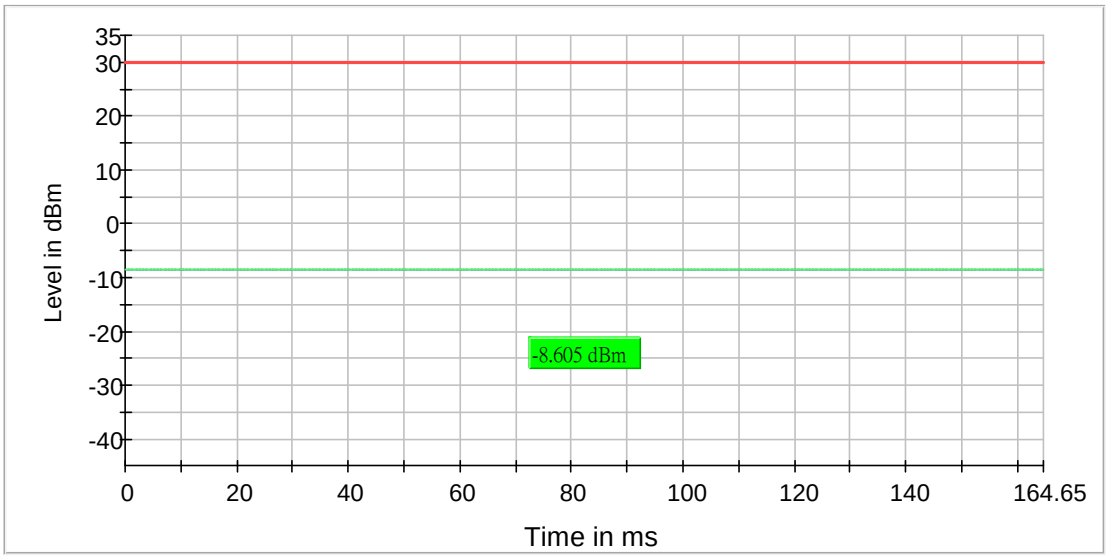

This document is issued subject to the latest CMA Testing General Terms and Conditions of Testing and Inspection Services, available on request or accessible at website www.cmatcl.com
This document shall not be reproduced except in full or with written approval by CMA Testing

CMA Industrial Development Foundation Limited
Room 1302, Yan Hing Centre, 9-13 Wong Chuk Yeung St., Fo Tan, Shatin, N.T., Hong Kong.
Tel: (852) 2698 8198 Fax: (852) 2695 4177 E-mail: info@cmatcl.com Web Site: http://www.cmatcl.com

TEST REPORT

Report No. : AW0010254(1) Date : 22 Jan 2018

Power Spectral Density (2460 MHz)

Result

DUT Frequency (MHz)	Frequency (MHz)	PSD (dBm)	Limit Max (dBm)	Result
2460.000000	2459.942365	-13.968	8.0	PASS

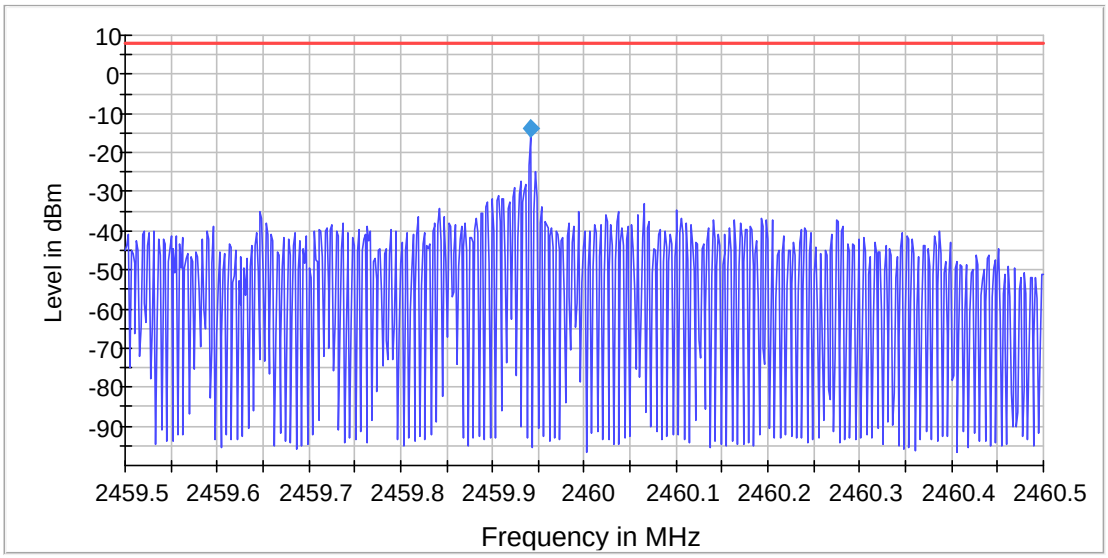

Measurement

Setting	Instrument Value	Target Value		Setting	Instrument Value	Target Value
Start Frequency	2.45950 GHz	2.45950 GHz		Stablemode	Trace	Trace
Stop Frequency	2.46050 GHz	2.46050 GHz		Stablevalue	0.30	0.30
Span	1.000 MHz	1.000 MHz		Run	3 / max. 150	max. 150
RBW	3.000 kHz	<= 3.000 kHz		Stable	3 / 3	3
VBW	10.000 kHz	>= 9.000 kHz				
SweepPoints	667	~ 667				
Sweeptime	667.000 ms	667.000 ms				
Reference Level	-10.000 dBm	-10.000 dBm				
Attenuation	10.000 dB	AUTO				
Detector	RMS	RMS				
SweepCount	1	1				
Filter	3 dB	3 dB				
Trace Mode	Max Hold	Max Hold				
Sweeptype	Sweep	AUTO				
Preamp	off	off				

This document is issued subject to the latest CMA Testing General Terms and Conditions of Testing and Inspection Services, available on request or accessible at website www.cmatcl.com
This document shall not be reproduced except in full or with written approval by CMA Testing

CMA Industrial Development Foundation Limited
Room 1302, Yan Hing Centre, 9-13 Wong Chuk Yeung St., Fo Tan, Shatin, N.T., Hong Kong.
Tel: (852) 2698 8198 Fax: (852) 2695 4177 E-mail: info@cmatcl.com Web Site: http://www.cmatcl.com

TEST REPORT

Report No. : AW0010254(1) Date : 22 Jan 2018

Minimum Emission Bandwidth 6 dB (2460 MHz)

6 dB Bandwidth

DUT Frequency (MHz)	Bandwidth (MHz)	Limit Min (MHz)	Limit Max (MHz)	Band Edge Left (MHz)	Band Edge Right (MHz)	Max Level (dBm)	Result
2460.000000	0.784314	0.500000	---	2459.500000	2460.284314	-8.6	PASS

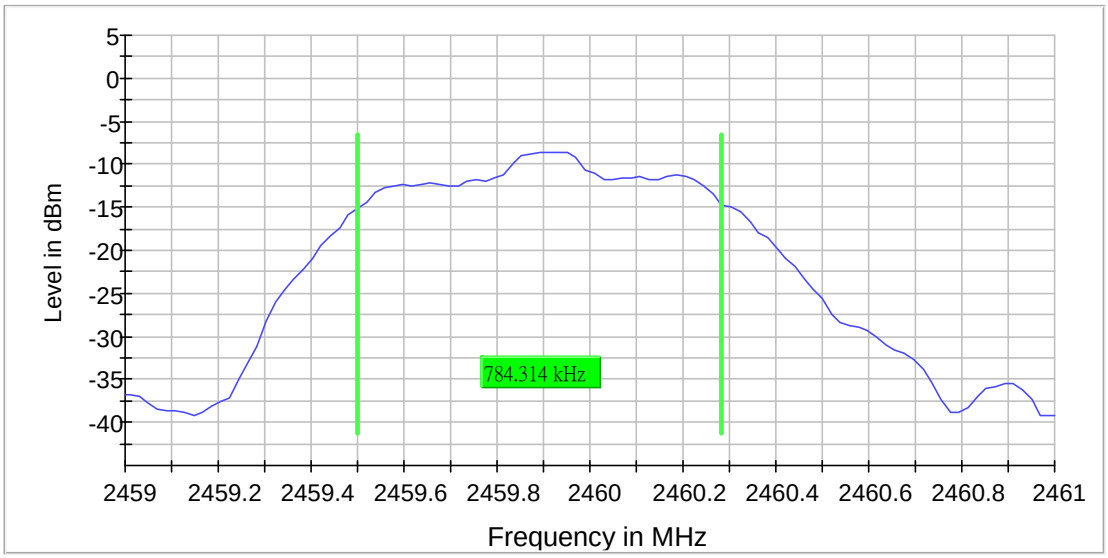

Measurement

Setting	Instrument Value	Target Value		Setting	Instrument Value	Target Value
Start Frequency	2.45900 GHz	2.45900 GHz		Stablemode	Trace	Trace
Stop Frequency	2.46100 GHz	2.46100 GHz		Stablevalue	0.30	0.30
Span	2.000 MHz	2.000 MHz		Run	47 / max. 150	max. 150
RBW	100.000 kHz	~ 100.000 kHz		Stable	15 / 15	15
VBW	300.000 kHz	~ 300.000 kHz				
SweepPoints	101	~ 20				
Sweeptime	18.938 µs	AUTO				
Reference Level	-10.000 dBm	-10.000 dBm				
Attenuation	10.000 dB	AUTO				
Detector	MaxPeak	MaxPeak				
SweepCount	100	100				
Filter	3 dB	3 dB				
Trace Mode	Max Hold	Max Hold				
Sweeptype	FFT	AUTO				
Preamp	off	off				

This document is issued subject to the latest CMA Testing General Terms and Conditions of Testing and Inspection Services, available on request or accessible at website www.cmatcl.com
This document shall not be reproduced except in full or with written approval by CMA Testing

CMA Industrial Development Foundation Limited
Room 1302, Yan Hing Centre, 9-13 Wong Chuk Yeung St., Fo Tan, Shatin, N.T., Hong Kong.
Tel: (852) 2698 8198 Fax: (852) 2695 4177 E-mail: info@cmatcl.com Web Site: http://www.cmatcl.com

TEST REPORT

Report No. : AW0010254(1) Date : 22 Jan 2018

Band Edge high (2460 MHz)

Result

DUT Frequency (MHz)	Result
2460.000000	PASS

Inband Peak

Frequency (MHz)	Level (dBm)
2459.889138	-12.5

Measurements

Frequency (MHz)	Level (dBm)	Margin (dB)	Limit (dBm)	Result
2492.348187	-69.1	36.5	-32.5	PASS
2492.198640	-69.2	36.6	-32.5	PASS
2492.298338	-69.5	37.0	-32.5	PASS
2492.248489	-69.7	37.2	-32.5	PASS
2492.148792	-70.5	38.0	-32.5	PASS
2492.398036	-71.4	38.9	-32.5	PASS
2491.949396	-77.4	44.9	-32.5	PASS
2492.597432	-77.4	44.9	-32.5	PASS
2491.999245	-77.5	45.0	-32.5	PASS
2492.547583	-77.5	45.0	-32.5	PASS
2489.556647	-77.6	45.1	-32.5	PASS
2485.518882	-77.6	45.1	-32.5	PASS
2492.497734	-77.7	45.2	-32.5	PASS
2490.154834	-77.7	45.2	-32.5	PASS
2492.896526	-77.7	45.2	-32.5	PASS

This document is issued subject to the latest CMA Testing General Terms and Conditions of Testing and Inspection Services, available on request or accessible at website www.cmatcl.com
This document shall not be reproduced except in full or with written approval by CMA Testing

CMA Industrial Development Foundation Limited
Room 1302, Yan Hing Centre, 9-13 Wong Chuk Yeung St., Fo Tan, Shatin, N.T., Hong Kong.
Tel: (852) 2698 8198 Fax: (852) 2695 4177 E-mail: info@cmatcl.com Web Site: http://www.cmatcl.com

TEST REPORT

Report No. : AW0010254(1) Date : 22 Jan 2018

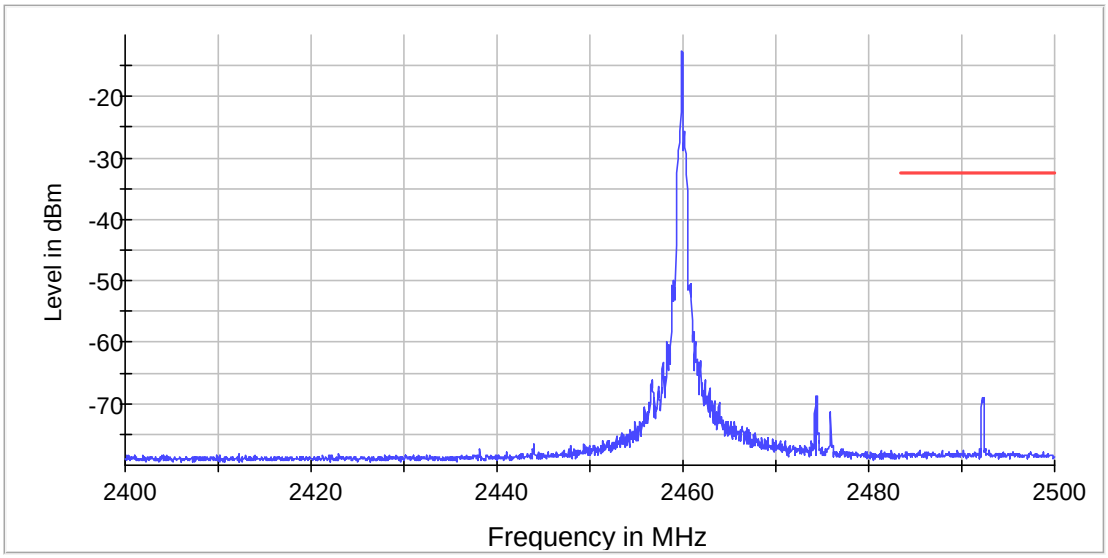

Measurement 1

Setting	Instrument Value	Target Value
RBW	100.000 kHz	<= 100.000 kHz
VBW	300.000 kHz	>= 300.000 kHz
SweepPoints	1670	~ 1670
Sweeptime	1.670 s	1.670 s
Reference Level	-10.000 dBm	-10.000 dBm
Attenuation	10.000 dB	AUTO
Detector	RMS	RMS
SweepCount	3	3
Filter	3 dB	3 dB
Trace Mode	Max Hold	Max Hold
Sweeptype	Sweep	AUTO
Preamp	off	off
Stablemode	Trace	Trace
Stablevalue	0.30	0.30
Run	3 / max. 15	max. 15
Stable	3 / 3	3

Measurement 2

Setting	Instrument Value	Target Value
RBW	100.000 kHz	<= 100.000 kHz
VBW	300.000 kHz	>= 300.000 kHz
SweepPoints	330	~ 330
Sweeptime	330.000 ms	330.000 ms
Reference Level	-10.000 dBm	-10.000 dBm
Attenuation	10.000 dB	AUTO
Detector	RMS	RMS
SweepCount	3	3
Filter	3 dB	3 dB
Trace Mode	Max Hold	Max Hold
Sweeptype	Sweep	AUTO
Preamp	off	off
Stablemode	Trace	Trace
Stablevalue	0.30	0.30
Run	3 / max. 15	max. 15
Stable	3 / 3	3

This document is issued subject to the latest CMA Testing General Terms and Conditions of Testing and Inspection Services, available on request or accessible at website www.cmatcl.com
This document shall not be reproduced except in full or with written approval by CMA Testing

CMA Industrial Development Foundation Limited
Room 1302, Yan Hing Centre, 9-13 Wong Chuk Yeung St., Fo Tan, Shatin, N.T., Hong Kong.
Tel: (852) 2698 8198 Fax: (852) 2695 4177 E-mail: info@cmatcl.com Web Site: http://www.cmatcl.com

TEST REPORT

Report No. : AW0010254(1) Date : 22 Jan 2018

Tx Spurious Emission (2460 MHz)

Result

DUT Frequency (MHz)	Result
2460.000000	PASS

Final measurements

Frequency (MHz)	Level Pre Measurement (dBm)	level (dBm)	Limit (dBm)	Margin (dB)	Result
2813.713444	-45.1	-52.3	-41.2	11.1	PASS
4919.480324	-47.1	-57.3	-41.2	16.1	PASS

Pre Measurements

Frequency (MHz)	Level (dBm)	Margin (dB)	Limit (dBm)
2813.713444	-45.1	3.9	-41.2
2814.213388	-45.2	4.0	-41.2
4919.480324	-47.1	5.9	-41.2
4919.980269	-47.1	5.9	-41.2
4918.980380	-47.3	6.1	-41.2
4920.480214	-47.5	6.3	-41.2
2813.213499	-48.0	6.7	-41.2
4920.980158	-48.1	6.9	-41.2
2814.713333	-49.0	7.8	-41.2
2484.249917	-49.4	8.1	-41.2
2484.749862	-49.4	8.2	-41.2
4918.480435	-50.2	8.9	-41.2
7380.273108	-50.7	9.5	-41.2
7379.679395	-50.7	9.5	-41.2
7380.866821	-51.5	10.2	-41.2

Measurement Settings

Start Frequency (MHz)	Stop Frequency (MHz)	Pre Measurement	Final Measurement
30.000000	1000.000000	1	1
1000.000000	2400.000000	2	2
2400.000000	2483.500000	2	2
2483.500000	7000.000000	2	2
7000.000000	26000.000000	2	2

This document is issued subject to the latest CMA Testing General Terms and Conditions of Testing and Inspection Services, available on request or accessible at website www.cmatcl.com
This document shall not be reproduced except in full or with written approval by CMA Testing

CMA Industrial Development Foundation Limited
Room 1302, Yan Hing Centre, 9-13 Wong Chuk Yeung St., Fo Tan, Shatin, N.T., Hong Kong.
Tel: (852) 2698 8198 Fax: (852) 2695 4177 E-mail: info@cmatcl.com Web Site: http://www.cmatcl.com

TEST REPORT

Report No. : AW0010254(1) Date : 22 Jan 2018

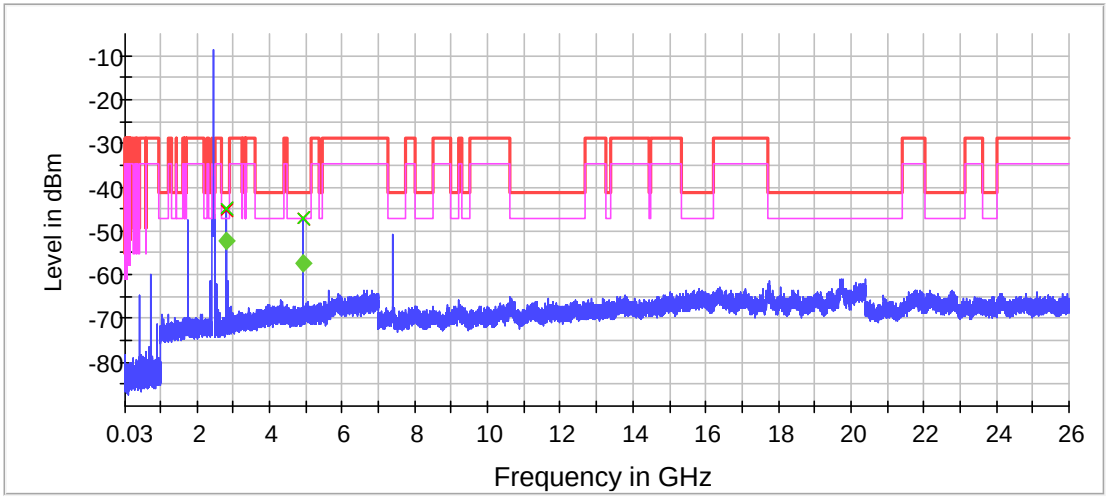

Limit [limit.Result:1] Sum Level [trace.Result:1]
Threshold [limit 2.Result:1] Critical [Over Limit.Result:1]

Pre Measurement 1

Setting	Instrument Value	Target Value
RBW	100.000 kHz	<= 100.000 kHz
VBW	300.000 kHz	>= 300.000 kHz
SweepPoints	19400	~ 19400
Sweeptime	19.400 ms	AUTO
Reference Level	-30.000 dBm	-30.000 dBm
Attenuation	0.000 dB	AUTO
Detector	MaxPeak	MaxPeak
SweepCount	30	30
Filter	3 dB	3 dB
Trace Mode	Max Hold	Max Hold
Sweeptype	Sweep	AUTO
Preamp	off	off
Stablemode	Trace	Trace
Stablevalue	0.30	0.30
Run	3 / max. 150	max. 150
Stable	3 / 3	3

Pre Measurement 2

Setting	Instrument Value	Target Value
RBW	1.000 MHz	<= 1.000 MHz
VBW	3.000 MHz	>= 3.000 MHz
SweepPoints	2800	~ 2800
Sweeptime	2.800 ms	AUTO
Reference Level	-30.000 dBm	-30.000 dBm
Attenuation	0.000 dB	AUTO
Detector	MaxPeak	MaxPeak
SweepCount	30	30
Filter	3 dB	3 dB
Trace Mode	Max Hold	Max Hold
Sweeptype	Sweep	AUTO
Preamp	off	off
Stablemode	Trace	Trace
Stablevalue	0.30	0.30
Run	3 / max. 150	max. 150
Stable	3 / 3	3

This document is issued subject to the latest CMA Testing General Terms and Conditions of Testing and Inspection Services, available on request or accessible at website www.cmatcl.com
This document shall not be reproduced except in full or with written approval by CMA Testing

CMA Industrial Development Foundation Limited
Room 1302, Yan Hing Centre, 9-13 Wong Chuk Yeung St., Fo Tan, Shatin, N.T., Hong Kong.
Tel: (852) 2698 8198 Fax: (852) 2695 4177 E-mail: info@cmatcl.com Web Site: http://www.cmatcl.com

TEST REPORT

Report No. : AW0010254(1) Date : 22 Jan 2018

Final Measurement 2

Setting	Instrument Value	Target Value
Span	ZeroSpan	ZeroSpan
RBW	1.000 MHz	~ 1.000 MHz
VBW	3.000 MHz	~ 3.000 MHz
SweepPoints	10001	~ 10001
Sweeptime	1.000 s	1.000 s
Reference Level	-20.000 dBm	-20.000 dBm
Attenuation	0.000 dB	0.000 dB
Detector	RMS	RMS
SweepCount	1	1
Filter	3 dB	3 dB
Trace Mode	Clear Write	Clear Write
Sweeptype	Sweep	AUTO
Preamp	off	off

This document is issued subject to the latest CMA Testing General Terms and Conditions of Testing and Inspection Services, available on request or accessible at website www.cmatcl.com
This document shall not be reproduced except in full or with written approval by CMA Testing

CMA Industrial Development Foundation Limited
Room 1302, Yan Hing Centre, 9-13 Wong Chuk Yeung St., Fo Tan, Shatin, N.T., Hong Kong.
Tel: (852) 2698 8198 Fax: (852) 2695 4177 E-mail: info@cmatcl.com Web Site: http://www.cmatcl.com

TEST REPORT

Report No. : AW0010254(1) Date : 22 Jan 2018

Rx Spurious Emission (2460 MHz)

Result

DUT Frequency (MHz)	Result
2460.000000	PASS

Final measurements

Frequency (MHz)	Level Pre Measurement (dBm)	level (dBm)	Limit (dBm)	Margin (dB)	Result
---	---	---	---	---	---

Pre Measurements

Frequency (MHz)	Level (dBm)	Margin (dB)	Limit (dBm)
742.476549	-59.3	10.0	-49.2
742.576539	-61.5	12.3	-49.2
2814.197634	-54.1	12.8	-41.2
2813.197800	-54.7	13.4	-41.2
445.507164	-64.2	15.0	-49.2
742.376559	-64.7	15.5	-49.2
445.407175	-68.1	18.9	-49.2
2815.197467	-60.4	19.2	-41.2
19718.830588	-60.5	19.3	-41.2
19728.830062	-60.6	19.3	-41.2
19765.828114	-60.7	19.5	-41.2
19727.830114	-60.8	19.5	-41.2
19760.828377	-60.8	19.5	-41.2
445.607154	-68.8	19.5	-49.2
19761.828325	-60.8	19.6	-41.2

Measurement Settings

Start Frequency (MHz)	Stop Frequency (MHz)	Pre Measurement	Final Measurement
30.000000	1000.000000	1	1
1000.000000	7000.000000	2	2
7000.000000	26000.000000	2	2

This document is issued subject to the latest CMA Testing General Terms and Conditions of Testing and Inspection Services, available on request or accessible at website www.cmatcl.com
This document shall not be reproduced except in full or with written approval by CMA Testing

CMA Industrial Development Foundation Limited
Room 1302, Yan Hing Centre, 9-13 Wong Chuk Yeung St., Fo Tan, Shatin, N.T., Hong Kong.
Tel: (852) 2698 8198 Fax: (852) 2695 4177 E-mail: info@cmatcl.com Web Site: http://www.cmatcl.com

TEST REPORT

Report No. : AW0010254(1) Date : 22 Jan 2018

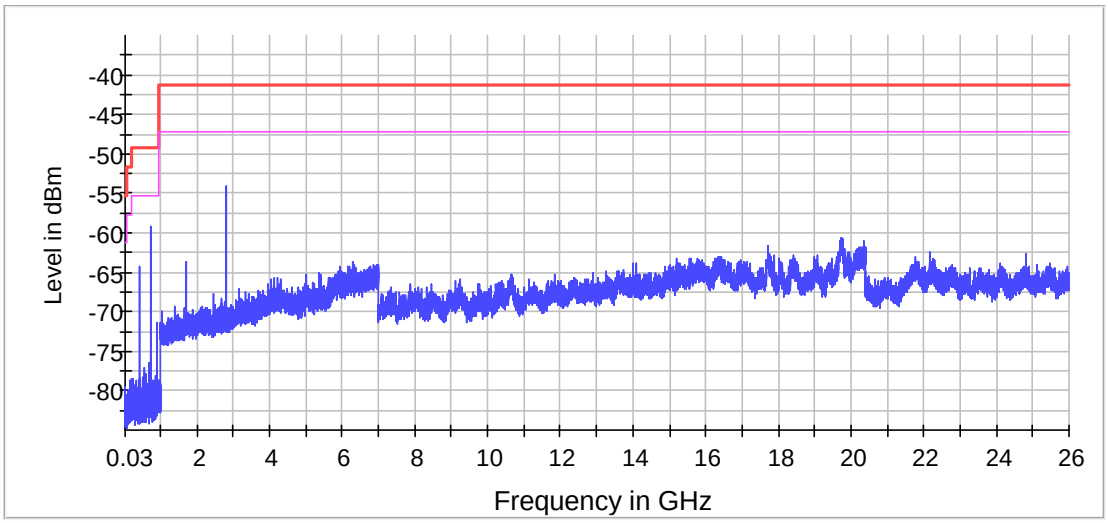

Limit [limit.Result:1] × Threshold [limit 2.Result:1]

Pre Measurement 1

Setting	Instrument Value	Target Value
RBW	100.000 kHz	<= 100.000 kHz
VBW	300.000 kHz	>= 300.000 kHz
SweepPoints	9700	~ 9700
Sweeptime	9.700 ms	AUTO
Reference Level	-67.000 dBm	-67.000 dBm
Attenuation	0.000 dB	AUTO
Detector	MaxPeak	MaxPeak
SweepCount	100	100
Filter	3 dB	3 dB
Trace Mode	Max Hold	Max Hold
Sweeptype	Sweep	AUTO
Preamp	off	off
Stablemode	Trace	Trace
Stablevalue	0.30	0.30
Run	3 / max. 150	max. 150
Stable	3 / 3	3

Pre Measurement 2

Setting	Instrument Value	Target Value
RBW	1.000 MHz	<= 1.000 MHz
VBW	3.000 MHz	>= 3.000 MHz
SweepPoints	6000	~ 6000
Sweeptime	6.000 ms	AUTO
Reference Level	-67.000 dBm	-67.000 dBm
Attenuation	0.000 dB	AUTO
Detector	MaxPeak	MaxPeak
SweepCount	100	100
Filter	3 dB	3 dB
Trace Mode	Max Hold	Max Hold
Sweeptype	Sweep	AUTO
Preamp	off	off
Stablemode	Trace	Trace
Stablevalue	0.30	0.30
Run	3 / max. 150	max. 150
Stable	3 / 3	3

This document is issued subject to the latest CMA Testing General Terms and Conditions of Testing and Inspection Services, available on request or accessible at website www.cmatcl.com
This document shall not be reproduced except in full or with written approval by CMA Testing

CMA Industrial Development Foundation Limited
Room 1302, Yan Hing Centre, 9-13 Wong Chuk Yeung St., Fo Tan, Shatin, N.T., Hong Kong.
Tel: (852) 2698 8198 Fax: (852) 2695 4177 E-mail: info@cmatcl.com Web Site: http://www.cmatcl.com

TEST REPORT

Report No. : AW0010254(1) Date : 22 Jan 2018

2.3 Radiated Emission Measurement Data

Environmental conditions:

Parameter	Recorded value	
Ambient temperature:	28	° C
Relative humidity:	60	%

Testing frequency range: 9kHz to 26GHz Mode: Transmission
Measurement: Quasi-peak (9kHz – 1GHz), Peak and Average(above 1GHz)
RBW: 200Hz (below 150kHz), 9kHz (150kHz – 30MHz), 120kHz (30MHz – 1GHz), 1MHz (above 1GHz)
VBW: 1kHz (below 150kHz), 30kHz (150kHz – 30MHz), 300kHz (30MHz – 1GHz,), 3MHz (above 1GHz, Peak measurement), 10Hz (above 1GHz, Average measurement)

Frequency (MHz)	Polarity (H/V)	Reading at 3m (dBμV)	Transducer Factor (dB/m)	Field Strength at 3m (dBμV/m)	Limit at 3m (dBμV/m)	Margin (dB)	Measurement (Peak/ Average)
2424.960	H	90.6	- 4.2	86.4	114.0	- 27.6	Peak
2424.943	V	94.0	- 4.2	89.8	114.0	- 24.2	Peak
2440.200	H	88.1	- 4.2	83.9	114.0	- 30.1	Peak
2439.928	V	90.1	- 4.2	85.9	114.0	- 28.1	Peak
2459.942	H	90.7	- 4.3	86.4	114.0	- 27.6	Peak
2459.648	V	89.5	- 4.3	85.2	114.0	- 28.8	Peak
4849.808	H	45.8	3.0	48.8	74.0	- 25.2	Peak
4849.828	V	50.0	3.0	53.0	74.0	- 21.0	Peak
4879.752	H	46.2	3.0	49.2	74.0	- 24.8	Peak
4879.832	V	50.3	3.0	53.3	74.0	- 20.7	Peak
4919.840	H	45.3	3.6	48.9	74.0	- 25.1	Peak
4919.948	V	49.1	3.6	52.7	74.0	- 21.3	Peak
7274.720	H	38.7	10.3	49.0	74.0	- 25.0	Peak
7274.796	V	41.0	10.3	51.3	74.0	- 22.7	Peak
7319.696	H	41.8	10.3	52.1	74.0	- 21.9	Peak
7319.952	V	43.3	10.3	53.6	74.0	- 20.4	Peak
7379.776	H	42.0	10.3	52.3	74.0	- 21.7	Peak
7379.868	V	42.3	10.3	52.6	74.0	- 21.4	Peak

Remark: Other emissions more than 20dB below the limit are not reported.
If Peak measurement values are lower than average limit, average measurement is not necessary.

This document is issued subject to the latest CMA Testing General Terms and Conditions of Testing and Inspection Services, available on request or accessible at website www.cmatcl.com
This document shall not be reproduced except in full or with written approval by CMA Testing

CMA Industrial Development Foundation Limited
Room 1302, Yan Hing Centre, 9-13 Wong Chuk Yeung St., Fo Tan, Shatin, N.T., Hong Kong.
Tel: (852) 2698 8198 Fax: (852) 2695 4177 E-mail: info@cmatcl.com Web Site: http://www.cmatcl.com

TEST REPORT

Report No. : AW0010254(1) Date : 22 Jan 2018

2.3 Radiated Emission Measurement Data (Con't)

Environmental conditions:

Parameter	Recorded value	
Ambient temperature:	28	° C
Relative humidity:	60	%

Testing frequency range: 9kHz to 26GHz Mode: Receiving
Measurement: Quasi-peak (9kHz – 1GHz), Peak (above 1GHz)
RBW: 200Hz (below 150kHz), 9kHz (150kHz – 30MHz), 120kHz (30MHz – 1GHz), 1MHz (above 1GHz)
VBW: 1kHz (below 150kHz), 30kHz (150kHz – 30MHz), 300kHz (30MHz – 1GHz,), 3MHz (above 1GHz)

Frequency (MHz)	Polarity (H/V)	Reading at 3m (dBµV)	Transducer Factor (dB/m)	Field Strength at 3m (dBµV/m)	Limit at 3m (dBµV/m)	Margin (dB)	Measurement (Peak/ Average)
2773.724	H	46.6	- 4.7	41.9	74.0	-32.1	Peak
2773.692	V	49.1	- 4.7	44.4	74.0	-29.6	Peak
2790.772	H	47.2	- 4.7	42.5	74.0	-31.5	Peak
2790.792	V	49.8	- 4.7	45.1	74.0	-28.9	Peak
2813.636	H	47.0	- 4.7	42.3	74.0	-31.7	Peak
2813.616	V	49.6	- 4.7	44.9	74.0	-29.1	Peak

Remark: Other emissions more than 20dB below the limit are not reported.
If Peak measurement values are lower than average limit, average measurement is not necessary

This document is issued subject to the latest CMA Testing General Terms and Conditions of Testing and Inspection Services, available on request or accessible at website www.cmatcl.com
This document shall not be reproduced except in full or with written approval by CMA Testing

CMA Industrial Development Foundation Limited
Room 1302, Yan Hing Centre, 9-13 Wong Chuk Yeung St., Fo Tan, Shatin, N.T., Hong Kong.
Tel: (852) 2698 8198 Fax: (852) 2695 4177 E-mail: info@cmatcl.com Web Site: http://www.cmatcl.com

TEST REPORT

Report No. : AW0010254(1) Date : 22 Jan 2018

2.3 Radiated Emission Measurement Data (Con't)

Environmental conditions:

Parameter	Recorded value	
Ambient temperature:	28	° C
Relative humidity:	60	%

Testing frequency range: 9kHz to 26GHz Mode: Charging
Measurement: Quasi-peak (9kHz – 1GHz), Peak (above 1GHz)
RBW: 200Hz (below 150kHz), 9kHz (150kHz – 30MHz), 120kHz (30MHz – 1GHz), 1MHz (above 1GHz)
VBW: 1kHz (below 150kHz), 30kHz (150kHz – 30MHz), 300kHz (30MHz – 1GHz,), 3MHz (above 1GHz)

Frequency (MHz)	Polarity (H/V)	Reading at 3m (dBµV)	Transducer Factor (dB/m)	Field Strength at 3m (dBµV/m)	Limit at 3m (dBµV/m)	Margin (dB)	Measurement
45.929	H	7.3	11.3	18.6	40.0	- 21.4	Quasi-peak
99.420	H	9.4	10.2	19.6	43.5	- 23.9	Quasi-peak
162.563	H	5.0	14.2	19.2	43.5	- 24.3	Quasi-peak
222.931	H	4.4	14.5	18.9	46.0	- 27.1	Quasi-peak
276.573	H	8.6	14.5	23.1	46.0	- 22.9	Quasi-peak
306.653	H	7.3	16.9	24.2	46.0	- 21.8	Quasi-peak

Remark: Other emissions more than 20dB below the limit are not reported.

This document is issued subject to the latest CMA Testing General Terms and Conditions of Testing and Inspection Services, available on request or accessible at website www.cmatcl.com
This document shall not be reproduced except in full or with written approval by CMA Testing

CMA Industrial Development Foundation Limited
Room 1302, Yan Hing Centre, 9-13 Wong Chuk Yeung St., Fo Tan, Shatin, N.T., Hong Kong.
Tel: (852) 2698 8198 Fax: (852) 2695 4177 E-mail: info@cmatcl.com Web Site: http://www.cmatcl.com

3 Description of the Line-conducted Test

3.1 Test Procedure

Conducted emissions measurements are investigated and also taken pursuant to the procedures of ANSI C63.10 – 2013. The EUT was setup as described in the procedures, and both lines were measured.

3.2 Test Result

The EUT is connected to an adaptor for charging

This document is issued subject to the latest CMA Testing General Terms and Conditions of Testing and Inspection Services, available on request or accessible at website www.cmatcl.com
This document shall not be reproduced except in full or with written approval by CMA Testing

CMA Industrial Development Foundation Limited
Room 1302, Yan Hing Centre, 9-13 Wong Chuk Yeung St., Fo Tan, Shatin, N.T., Hong Kong.
Tel: (852) 2698 8198 Fax: (852) 2695 4177 E-mail: info@cmatcl.com Web Site: http://www.cmatcl.com

TEST REPORT

Report No. : AW0010254(1) Date : 22 Jan 2018

3.3 Graph and Table of Conducted Emission Measurement Data

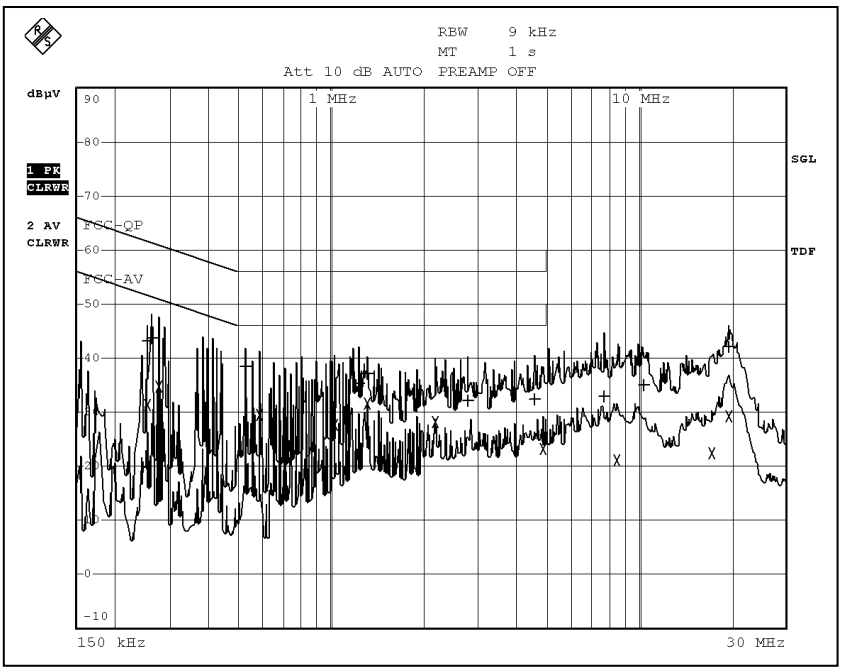

EDIT PEAK LIST (Final Measurement Results)

Trace1:	FCC-QP
Trace2:	FCC-AV
Trace3:	---

TRACE		FREQUENCY	LEVEL dBµV		DELTA LIMIT dB
1	Quasi Peak	253.5 kHz	43.19	N gnd	-18.44
2	Average	253.5 kHz	31.42	N gnd	-20.22
1	Quasi Peak	262.5 kHz	43.78	N gnd	-17.56
2	Average	276 kHz	34.70	N gnd	-16.22
1	Quasi Peak	522.5 kHz	38.40	N gnd	-17.59
2	Average	585.5 kHz	29.59	N gnd	-16.40
2	Average	1.0265 MHz	27.58	N gnd	-18.41
1	Quasi Peak	1.2335 MHz	35.26	N gnd	-20.73
1	Quasi Peak	1.3145 MHz	37.06	N gnd	-18.93
2	Average	1.3145 MHz	31.51	N gnd	-14.48
2	Average	2.174 MHz	28.17	N gnd	-17.82
1	Quasi Peak	2.795 MHz	32.08	N gnd	-23.91
1	Quasi Peak	4.5725 MHz	32.48	L1 gnd	-23.51
2	Average	4.9145 MHz	23.28	N gnd	-22.71
1	Quasi Peak	7.7315 MHz	32.89	L1 gnd	-27.10
2	Average	8.483 MHz	21.19	L1 gnd	-28.80
1	Quasi Peak	10.4 MHz	35.11	N gnd	-24.88
2	Average	17.303 MHz	22.44	N gnd	-27.55
2	Average	19.6025 MHz	29.36	N gnd	-20.63
1	Quasi Peak	19.697 MHz	42.17	N gnd	-17.82

This document is issued subject to the latest CMA Testing General Terms and Conditions of Testing and Inspection Services, available on request or accessible at website www.cmatcl.com
This document shall not be reproduced except in full or with written approval by CMA Testing

CMA Industrial Development Foundation Limited
Room 1302, Yan Hing Centre, 9-13 Wong Chuk Yeung St., Fo Tan, Shatin, N.T., Hong Kong.
Tel: (852) 2698 8198 Fax: (852) 2695 4177 E-mail: info@cmatcl.com Web Site: http://www.cmatcl.com

4 Photograph

4.1 Photographs of the Test Setup for Radiated Emission and Conducted Emission

For electronic filing, the photos are saved with filename QOZ-4SYNC100 TSup.pdf.

4.2 Photographs of the External and Internal Configurations of the EUT

For electronic filing, the photos are saved with filename QOZ-4SYNC100 ExPho.pdf and QOZ-4SYNC100 InPho.pdf.

4.3 Antenna requirement

Appendices A5 shows the antenna is permanently attached and cannot be changed. Therefore it fulfils the section 15.203 requirement

This document is issued subject to the latest CMA Testing General Terms and Conditions of Testing and Inspection Services, available on request or accessible at website www.cmatcl.com
This document shall not be reproduced except in full or with written approval by CMA Testing

CMA Industrial Development Foundation Limited
Room 1302, Yan Hing Centre, 9-13 Wong Chuk Yeung St., Fo Tan, Shatin, N.T., Hong Kong.
Tel: (852) 2698 8198 Fax: (852) 2695 4177 E-mail: info@cmatcl.com Web Site: http://www.cmatcl.com

5 Appendices

A1	Photos of the set-up of Radiated Emissions	4	pages
A2	Photos of the set-up of Conducted Emissions	1	page
A3	Photos of the set-up of Conducted Emissions	1	page
A4	Photos of External Configurations	4	pages
A5	Photos of Internal Configurations	2	pages
A6	ID Label/Location	1	page

This document is issued subject to the latest CMA Testing General Terms and Conditions of Testing and Inspection Services, available on request or accessible at website www.cmatcl.com
This document shall not be reproduced except in full or with written approval by CMA Testing

CMA Industrial Development Foundation Limited
Room 1302, Yan Hing Centre, 9-13 Wong Chuk Yeung St., Fo Tan, Shatin, N.T., Hong Kong.
Tel: (852) 2698 8198 Fax: (852) 2695 4177 E-mail: info@cmatcl.com Web Site: http://www.cmatcl.com

TEST REPORT

Report No. : AW0010254(1) Date : 22 Jan 2018

A1. Photos of the set-up of Radiated Emissions



30MHz – 200MHz



200MHz – 1GHz

Tested by: Mr. LEUNG Shu-kan, Ken

Reviewed by: Mr. WONG Lap-pong, Andrew

This document is issued subject to the latest CMA Testing General Terms and Conditions of Testing and Inspection Services, available on request or accessible at website www.cmatcl.com
This document shall not be reproduced except in full or with written approval by CMA Testing

CMA Industrial Development Foundation Limited
Room 1302, Yan Hing Centre, 9-13 Wong Chuk Yeung St., Fo Tan, Shatin, N.T., Hong Kong.
Tel: (852) 2698 8198 Fax: (852) 2695 4177 E-mail: info@cmatcl.com Web Site: http://www.cmatcl.com

TEST REPORT

Report No. : AW0010254(1) Date : 22 Jan 2018

A1. Photos of the set-up of Radiated Emissions



9kHz – 30MHz



Above 1GHz

Tested by: Mr. LEUNG Shu-kan, Ken

Reviewed by: Mr. WONG Lap-pong, Andrew

FCC ID: QOZ-4SYNC100

This document is issued subject to the latest CMA Testing General Terms and Conditions of Testing and Inspection Services, available on request or accessible at website www.cmatcl.com
This document shall not be reproduced except in full or with written approval by CMA Testing

CMA Industrial Development Foundation Limited
Room 1302, Yan Hing Centre, 9-13 Wong Chuk Yeung St., Fo Tan, Shatin, N.T., Hong Kong.
Tel: (852) 2698 8198 Fax: (852) 2695 4177 E-mail: info@cmatcl.com Web Site: http://www.cmatcl.com

TEST REPORT

Report No. : AW0010254(1) Date : 22 Jan 2018

A1. Photos of the set-up of Radiated Emissions

EUT position

Tested by: Mr. LEUNG Shu-kan, Ken

Reviewed by: Mr. WONG Lap-pong, Andrew

This document is issued subject to the latest CMA Testing General Terms and Conditions of Testing and Inspection Services, available on request or accessible at website www.cmatcl.com
This document shall not be reproduced except in full or with written approval by CMA Testing

CMA Industrial Development Foundation Limited
Room 1302, Yan Hing Centre, 9-13 Wong Chuk Yeung St., Fo Tan, Shatin, N.T., Hong Kong.
Tel: (852) 2698 8198 Fax: (852) 2695 4177 E-mail: info@cmatcl.com Web Site: http://www.cmatcl.com

TEST REPORT

Report No. : AW0010254(1) Date : 22 Jan 2018

A1. Photos of the set-up of Radiated Emissions



30MHz – 200MHz (charging mode)



200MHz – 1GHz (charging mode)

Tested by: Mr. LEUNG Shu-kan, Ken

Reviewed by: Mr. WONG Lap-pong, Andrew

This document is issued subject to the latest CMA Testing General Terms and Conditions of Testing and Inspection Services, available on request or accessible at website www.cmatcl.com
This document shall not be reproduced except in full or with written approval by CMA Testing

CMA Industrial Development Foundation Limited
Room 1302, Yan Hing Centre, 9-13 Wong Chuk Yeung St., Fo Tan, Shatin, N.T., Hong Kong.
Tel: (852) 2698 8198 Fax: (852) 2695 4177 E-mail: info@cmatcl.com Web Site: http://www.cmatcl.com

TEST REPORT

Report No. : AW0010254(1) Date : 22 Jan 2018

A2. Photos of the set-up of Conducted Emissions

Tested by: Mr. LEUNG Shu-kan, Ken

Reviewed by: Mr. WONG Lap-pong, Andrew

FCC ID: QOZ-4SYNC100

This document is issued subject to the latest CMA Testing General Terms and Conditions of Testing and Inspection Services, available on request or accessible at website www.cmatcl.com
This document shall not be reproduced except in full or with written approval by CMA Testing

CMA Industrial Development Foundation Limited
Room 1302, Yan Hing Centre, 9-13 Wong Chuk Yeung St., Fo Tan, Shatin, N.T., Hong Kong.
Tel: (852) 2698 8198 Fax: (852) 2695 4177 E-mail: info@cmatcl.com Web Site: http://www.cmatcl.com

TEST REPORT

Report No. : AW0010254(1) Date : 22 Jan 2018

A3. Photos of the set-up of Line-conducted Emissions



Front view



Side view

Tested by: Mr. LEUNG Shu-kan, Ken

Reviewed by: Mr. WONG Lap-pong, Andrew

FCC ID: QOZ-4SYNC100

This document is issued subject to the latest CMA Testing General Terms and Conditions of Testing and Inspection Services, available on request or accessible at website www.cmatcl.com
This document shall not be reproduced except in full or with written approval by CMA Testing

CMA Industrial Development Foundation Limited
Room 1302, Yan Hing Centre, 9-13 Wong Chuk Yeung St., Fo Tan, Shatin, N.T., Hong Kong.
Tel: (852) 2698 8198 Fax: (852) 2695 4177 E-mail: info@cmatcl.com Web Site: http://www.cmatcl.com

TEST REPORT

Report No. : AW0010254(1) Date : 22 Jan 2018

A4 Photos of External Configurations

External Configuration 1

External Configuration 2

Tested by: Mr. LEUNG Shu-kan, Ken

Reviewed by: Mr. WONG Lap-pong, Andrew

FCC ID: QOZ-4SYNC100

This document is issued subject to the latest CMA Testing General Terms and Conditions of Testing and Inspection Services, available on request or accessible at website www.cmatcl.com
This document shall not be reproduced except in full or with written approval by CMA Testing

CMA Industrial Development Foundation Limited
Room 1302, Yan Hing Centre, 9-13 Wong Chuk Yeung St., Fo Tan, Shatin, N.T., Hong Kong.
Tel: (852) 2698 8198 Fax: (852) 2695 4177 E-mail: info@cmatcl.com Web Site: http://www.cmatcl.com

TEST REPORT

Report No. : AW0010254(1) Date : 22 Jan 2018

A4 Photos of External Configurations

External Configuration 3

External Configuration 4

Tested by: Mr. LEUNG Shu-kan, Ken

Reviewed by: Mr. WONG Lap-pong, Andrew

FCC ID: QOZ-4SYNC100

This document is issued subject to the latest CMA Testing General Terms and Conditions of Testing and Inspection Services, available on request or accessible at website www.cmatcl.com
This document shall not be reproduced except in full or with written approval by CMA Testing

CMA Industrial Development Foundation Limited
Room 1302, Yan Hing Centre, 9-13 Wong Chuk Yeung St., Fo Tan, Shatin, N.T., Hong Kong.
Tel: (852) 2698 8198 Fax: (852) 2695 4177 E-mail: info@cmatcl.com Web Site: http://www.cmatcl.com

TEST REPORT

Report No. : AW0010254(1) Date : 22 Jan 2018

A4 Photos of External Configurations

External Configuration 5

External Configuration 6 (On / Off button)

Tested by: Mr. LEUNG Shu-kan, Ken

Reviewed by: Mr. WONG Lap-pong, Andrew

FCC ID: QOZ-4SYNC100

This document is issued subject to the latest CMA Testing General Terms and Conditions of Testing and Inspection Services, available on request or accessible at website www.cmatcl.com
This document shall not be reproduced except in full or with written approval by CMA Testing

CMA Industrial Development Foundation Limited
Room 1302, Yan Hing Centre, 9-13 Wong Chuk Yeung St., Fo Tan, Shatin, N.T., Hong Kong.
Tel: (852) 2698 8198 Fax: (852) 2695 4177 E-mail: info@cmatcl.com Web Site: http://www.cmatcl.com

TEST REPORT

Report No. : AW0010254(1) Date : 22 Jan 2018

A4 Photos of External Configurations

External Configuration 7 (Charging port)

Tested by: Mr. LEUNG Shu-kan, Ken

Reviewed by: Mr. WONG Lap-pong, Andrew

This document is issued subject to the latest CMA Testing General Terms and Conditions of Testing and Inspection Services, available on request or accessible at website www.cmatcl.com
This document shall not be reproduced except in full or with written approval by CMA Testing

CMA Industrial Development Foundation Limited
Room 1302, Yan Hing Centre, 9-13 Wong Chuk Yeung St., Fo Tan, Shatin, N.T., Hong Kong.
Tel: (852) 2698 8198 Fax: (852) 2695 4177 E-mail: info@cmatcl.com Web Site: http://www.cmatcl.com

TEST REPORT

Report No. : AW0010254(1) Date : 22 Jan 2018

A5 Photos of Internal Configurations

Internal Configuration 1

Internal Configuration 2

Tested by: Mr. LEUNG Shu-kan, Ken

Reviewed by: Mr. WONG Lap-pong, Andrew

FCC ID: QOZ-4SYNC100

This document is issued subject to the latest CMA Testing General Terms and Conditions of Testing and Inspection Services, available on request or accessible at website www.cmatcl.com
This document shall not be reproduced except in full or with written approval by CMA Testing

CMA Industrial Development Foundation Limited
Room 1302, Yan Hing Centre, 9-13 Wong Chuk Yeung St., Fo Tan, Shatin, N.T., Hong Kong.
Tel: (852) 2698 8198 Fax: (852) 2695 4177 E-mail: info@cmatcl.com Web Site: http://www.cmatcl.com

TEST REPORT

Report No. : AW0010254(1) Date : 22 Jan 2018

A5 Photos of Internal Configurations



Internal Configuration 3



EUT Antenna

Tested by: Mr. LEUNG Shu-kan, Ken

Reviewed by: Mr. WONG Lap-pong, Andrew

This document is issued subject to the latest CMA Testing General Terms and Conditions of Testing and Inspection Services, available on request or accessible at website www.cmatcl.com
This document shall not be reproduced except in full or with written approval by CMA Testing

CMA Industrial Development Foundation Limited
Room 1302, Yan Hing Centre, 9-13 Wong Chuk Yeung St., Fo Tan, Shatin, N.T., Hong Kong.
Tel: (852) 2698 8198 Fax: (852) 2695 4177 E-mail: info@cmatcl.com Web Site: http://www.cmatcl.com

TEST REPORT

Report No. : AW0010254(1) Date : 22 Jan 2018

A6 ID Label / Location

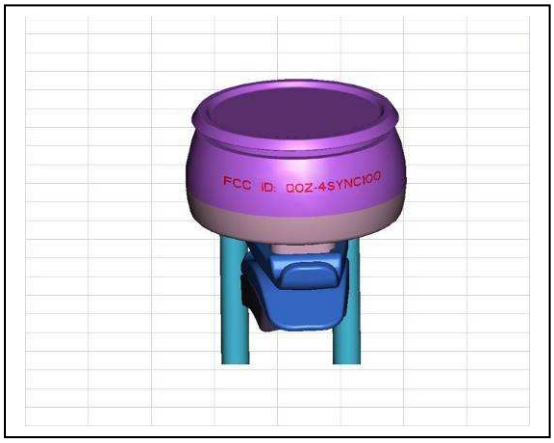

ID Label 1



ID Label 2

****** End of Report ******

Tested by: Mr. LEUNG Shu-kan, Ken

Reviewed by: Mr. WONG Lap-pong, Andrew

This document is issued subject to the latest CMA Testing General Terms and Conditions of Testing and Inspection Services, available on request or accessible at website www.cmatcl.com
This document shall not be reproduced except in full or with written approval by CMA Testing

CMA Industrial Development Foundation Limited
Room 1302, Yan Hing Centre, 9-13 Wong Chuk Yeung St., Fo Tan, Shatin, N.T., Hong Kong.
Tel: (852) 2698 8198 Fax: (852) 2695 4177 E-mail: info@cmatcl.com Web Site: http://www.cmatcl.com