Test Report:	2W06576
Applicant:	Coverage Solutions Corp. 2901 W. Busch Blvd. Suite 900 Tampa, FL 33618, USA
Equipment Under Test: (EUT)	BDA-CELLAB-2/2W-60-BX
FCC ID:	QQRBCELLAB2W60BX
In Accordance With:	**FCC Part 22, Subpart H**
Tested By:	Nemko Canada Inc. 303 River Road, R.R. 5 Ottawa, Ontario K1V 1H2
Authorized By:	Glen Westwell, Wireless Technologist
Date:	19 December 2002
Total Number of Pages:	43

Table of Contents

Section 1. Summary of Test Results 3

Section 2. General Equipment Specification 5

Section 3. RF Power Output 6

Section 4. Occupied Bandwidth 11

Section 5. Spurious Emissions at Antenna Terminals 22

Section 6. Field Strength of Spurious Emissions 37

Section 7. Block Diagrams 41

Section 8. Test Equipment List 43

Section 1. Summary of Test Results

General

All measurements are traceable to national standards.

These tests were conducted on a sample of the equipment for the purpose of demonstrating compliance with FCC Part 22, Subpart H.

THIS TEST REPORT RELATES ONLY TO THE ITEM(S) TESTED.

TESTED BY: _____ DATE: 19 December 2002

Kevin Carr, EMC Specialist

Nemko Canada Inc., a testing laboratory, is accredited by the Standards Council of Canada. The tests included in this report are within the scope of this accreditation. The results apply only to the samples tested.

Nemko Canada Inc. authorizes the above named company to reproduce this report provided it is reproduced in its entirety and for use by the company's employees only.

Any use which a third party makes of this report, or any reliance on or decisions to be made based on it, are the responsibility of such third parties. Nemko Canada Inc. accepts no responsibility for damages, if any, suffered by any third party as a result of decisions made or actions based on this report.

This report applies only to the items tested.

Summary Of Test Data

Name Of Test	Para. No.	Result
RF Power Output	2.1046	Complied
Audio Frequency Response	2.1047	N/A
Audio Low-Pass Filter Response	2.1047	N/A
Modulation Limiting	2.1047	N/A
Occupied Bandwidth	2.1049	Complied
Spurious Emissions at Antenna Terminals	2.1051	Complied
Field Strength of Spurious Emissions	2.1053	Complied
Frequency Stability	2.1055	N/A
Transient Frequency Behavior	——	N/A

All Tests were conducted with the AGC circuitry enabled, and verified with AGC disabled.
The EUT is a f1-f1 amplifier, as such frequency stability was not performed.
The EUT contains no audio limiting circuitry.

Indoor Temperature: 23°C
Humidity: 18%

Outdoor Temperature: 05°C
Humidity: 49%

.

Section 2. General Equipment Specification

Manufacturer:	Coverage Solutions Corp.
Model No./Serial No:	
Bi-Directional Amplifier	BDA-CELLAB-2/2W-60-BX, 02101039
Uplink Filter	CBB835/10MK-S1, 02121043
Downlink Filter	CBB880/10MK-S1, 02101039
Date Received In Laboratory:	13 Dec. 2002
Nemko Identification No.:	1
Supply Voltage:	120VAC, 60Hz
Frequency Range:	Downlink: 869-880MHz/890-891.5MHz Uplink: 824-835MHz/845-846.5MHz
RF Output Power (Rated):	28.0 dBm
RF Output Power (Measured):	Downlink, CDMA: 25.3 dBm Downlink, TDMA: 27.7 dBm Downlink, AMPS: 25.7 dBm Uplink, CDMA: 25.6 dBm Uplink, TDMA: 27.5 dBm Uplink, AMPS: 25.3 dBm
Emission Designator:	CDMA, DXW TDMA, F9W AMPS, F8W

Section 3. RF Power Output

Para. No.: 2.1046

Test Performed By: Kevin Carr	**Date of Test: 13 Dec. 2002**

Minimum Standard: 22.913(a)

Test Results: Complied

Measurement Data: See Attached Graphs. The maximum RF output power is within ± 1dB of the manufacturer's rating. The RF output power is de-rated according to the number of channels via AGC and is equal to Pmax –10LogN.

Pmax = Maximum RF Output Power
N = Number Of Channels

Uplink

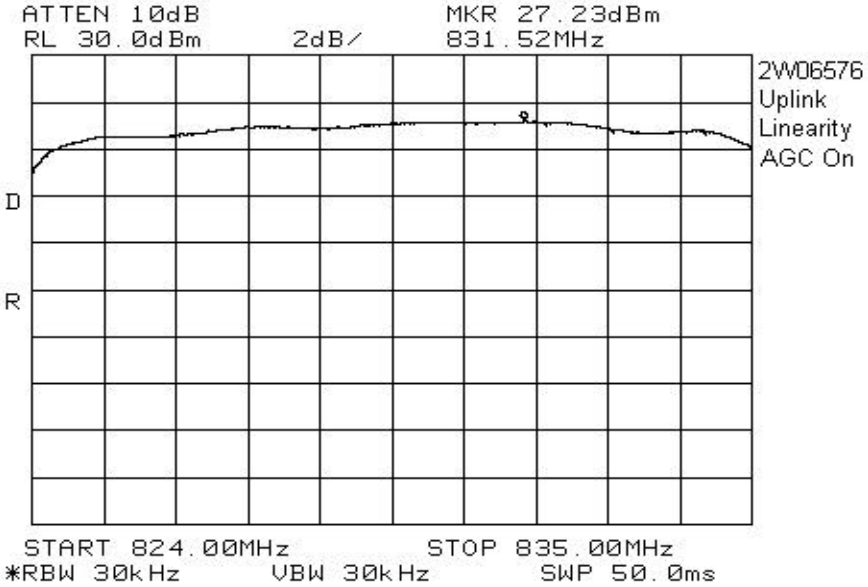
ATTEN 10dB
MKR 27.23dBm
RL 30.0dBm
2dB/
831.52MHz
2W06576
Uplink
Linearity
AGC On
D
R
START 824.00MHz
STOP 835.00MHz
*RBW 30kHz
VBW 30kHz
SWP 50.0ms

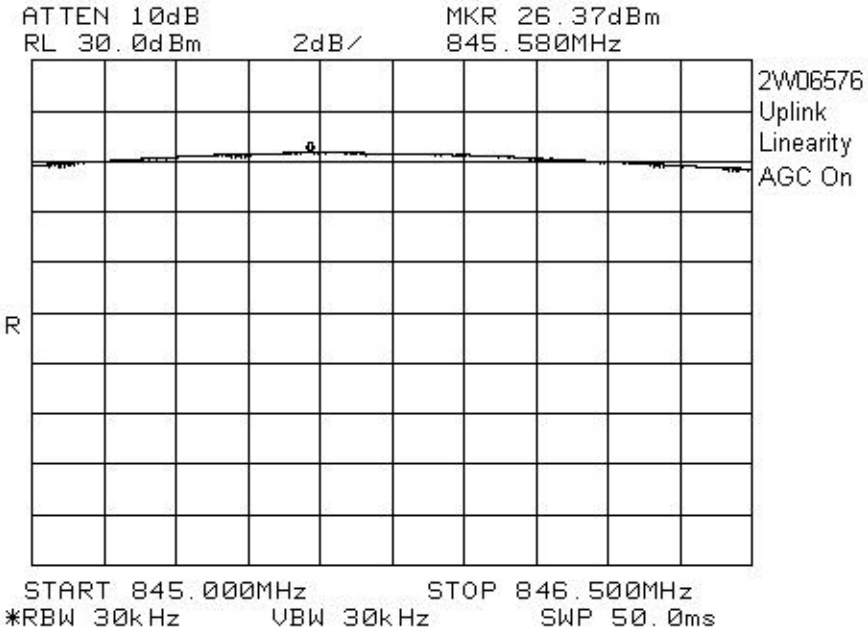
ATTEN 10dB
MKR 26.37dBm
RL 30.0dBm
2dB/
845.580MHz
2W06576
Uplink
Linearity
AGC On
R
START 845.000MHz
STOP 846.500MHz
*RBW 30kHz
VBW 30kHz
SWP 50.0ms

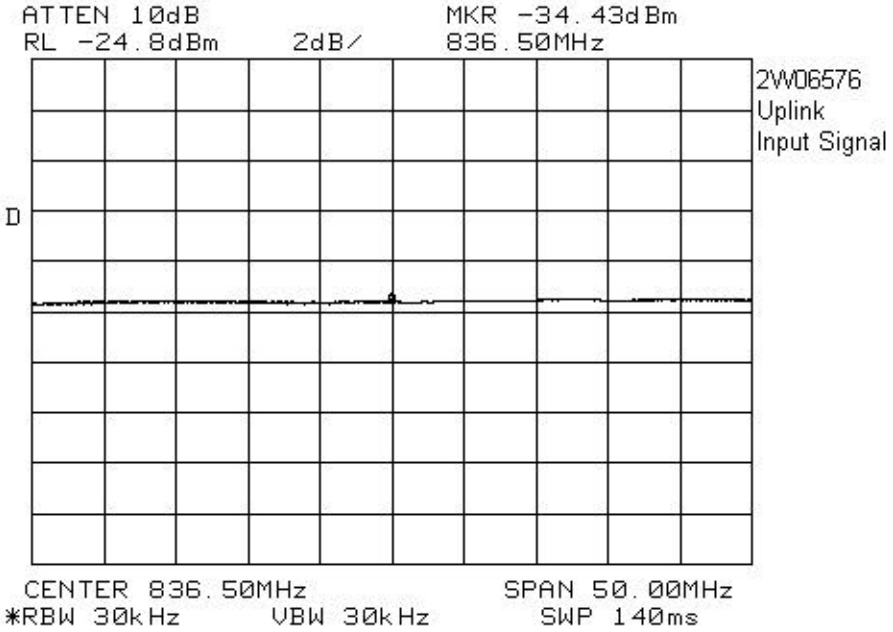
ATTEN 10dB
RL -24.8dBm
2dB/
MKR -34.43dBm
836.50MHz
2W06576
Uplink
Input Signal
D
CENTER 836.50MHz
SPAN 50.00MHz
*RBW 30kHz
VBW 30kHz
SWP 140ms

Downlink

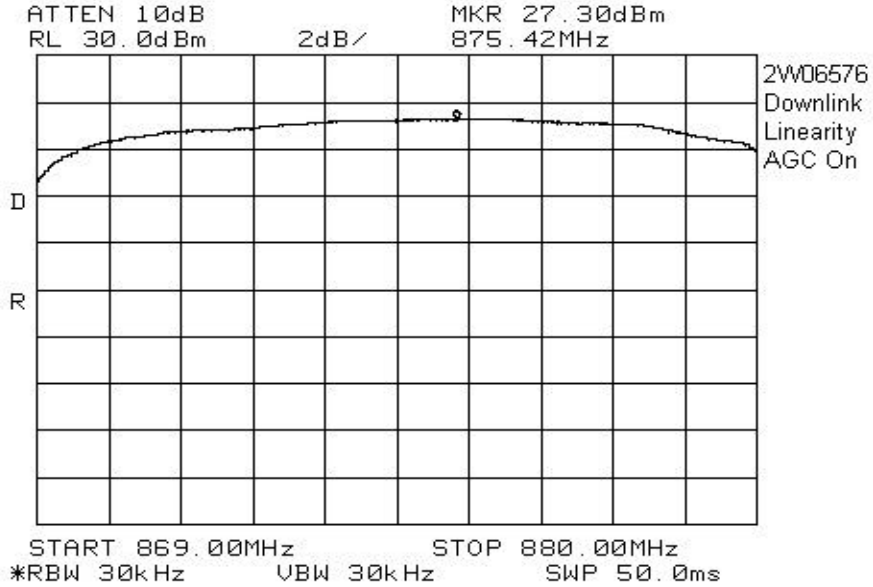
ATTEN 10dB
MKR 27.30dBm
RL 30.0dBm
2dB/
875.42MHz
2W06576
Downlink
Linearity
AGC On
D
R
START 869.00MHz
STOP 880.00MHz
*RBW 30kHz
VBW 30kHz
SWP 50.0ms

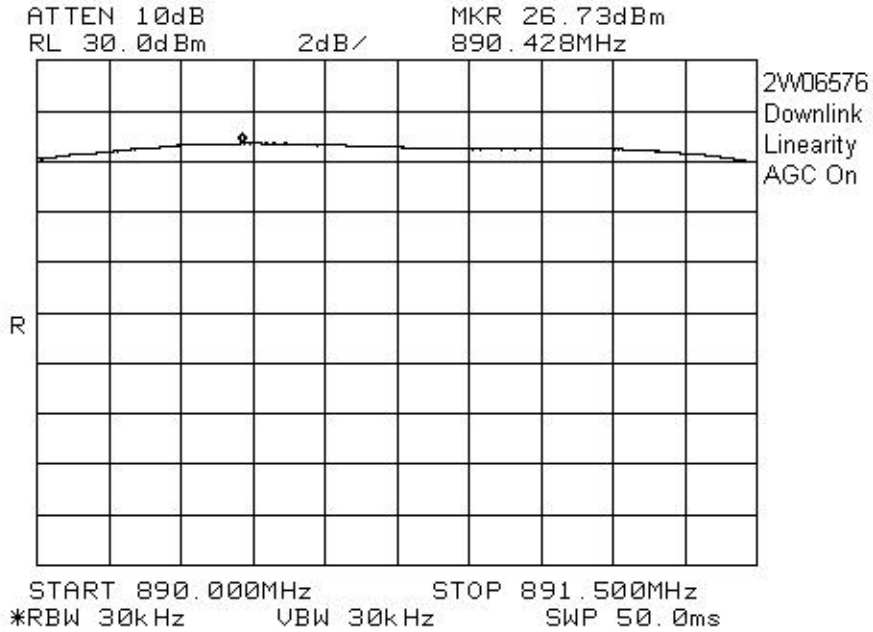
ATTEN 10dB
MKR 26.73dBm
RL 30.0dBm
2dB/
890.428MHz
2W06576
Downlink
Linearity
AGC On
R
START 890.000MHz
STOP 891.500MHz
*RBW 30kHz
VBW 30kHz
SWP 50.0ms

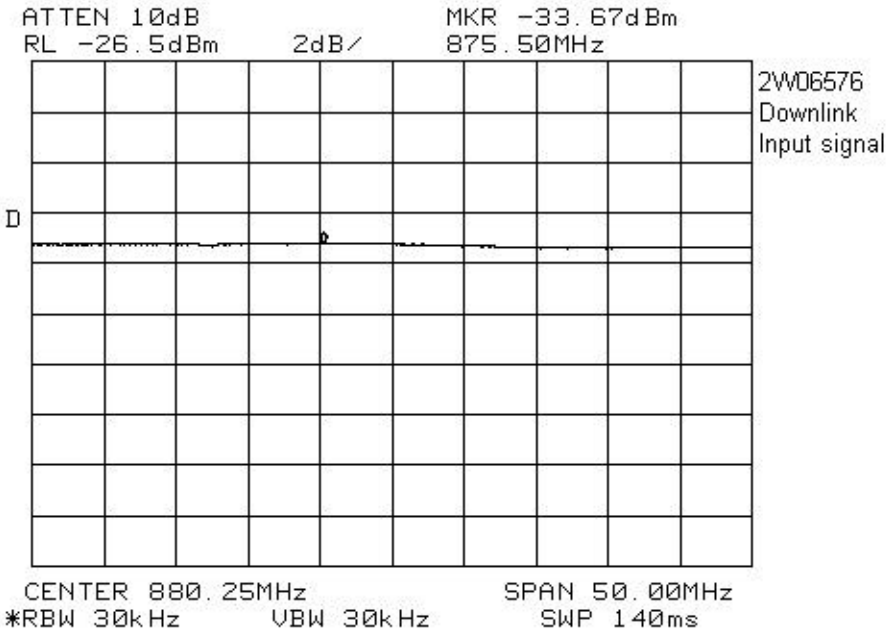
ATTEN 10dB
RL -26.5dBm
2dB/
MKR -33.67dBm
875.50MHz
2W06576
Downlink
Input signal
D
CENTER 880.25MHz
SPAN 50.00MHz
*RBW 30kHz
VBW 30kHz
SWP 140ms

Section 4. Occupied Bandwidth

Para. No.: 2.1049

Test Performed By: Kevin Carr	**Date of Test: 13 Dec. 2002**

Minimum Standard: 22.917, Input vs Output

Test Results: Complied.

Measurement Data: See Attached Graphs

The occupied bandwidth was measured by comparison of input to the output signal. This was done in order to determine if there was any degradation to the output signal due to the amplification through the repeater.

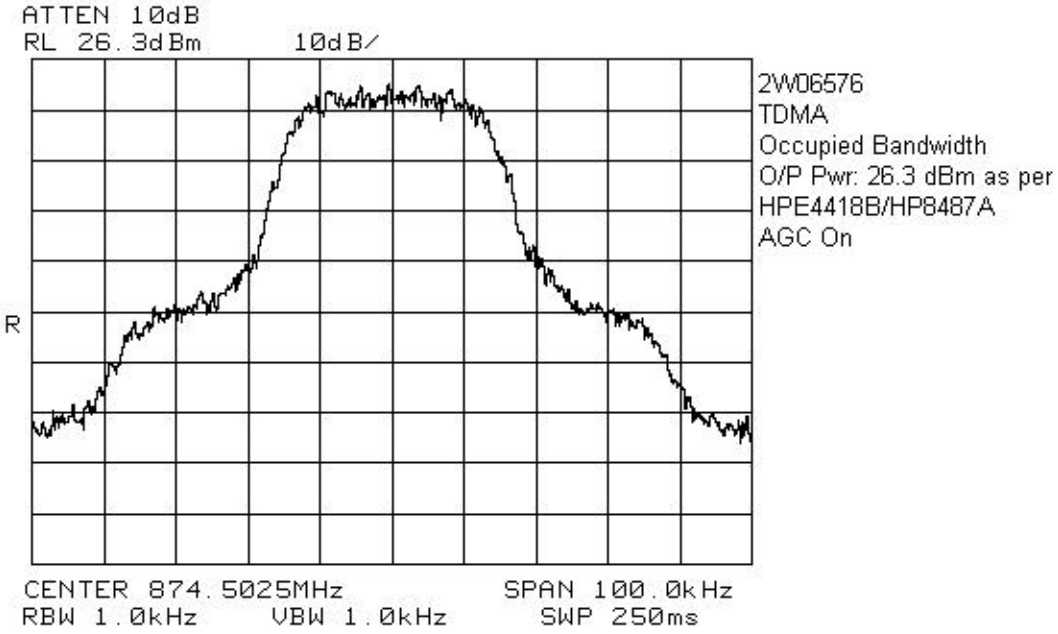
ATTEN 10dB
RL 26.3dBm
10dB/
R
2W06576
TDMA
Occupied Bandwidth
O/P Pwr: 26.3 dBm as per
HPE4418B/HP8487A
AGC On
CENTER 874.5025MHz
SPAN 100.0kHz
RBW 1.0kHz
VBW 1.0kHz
SWP 250ms

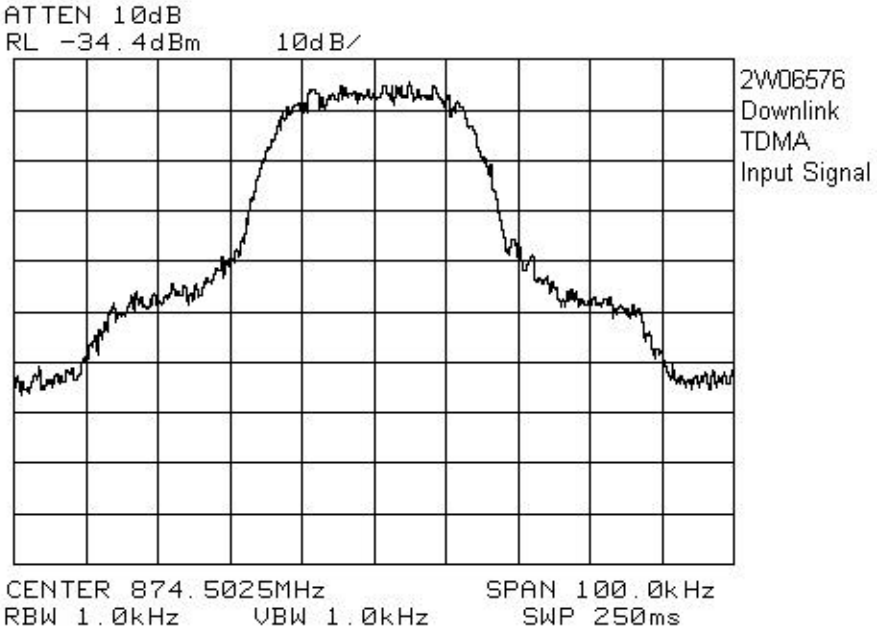
ATTEN 10dB
RL -34.4dBm
10dB/
2W06576
Downlink
TDMA
Input Signal
CENTER 874.5025MHz
SPAN 100.0kHz
RBW 1.0kHz
VBW 1.0kHz
SWP 250ms

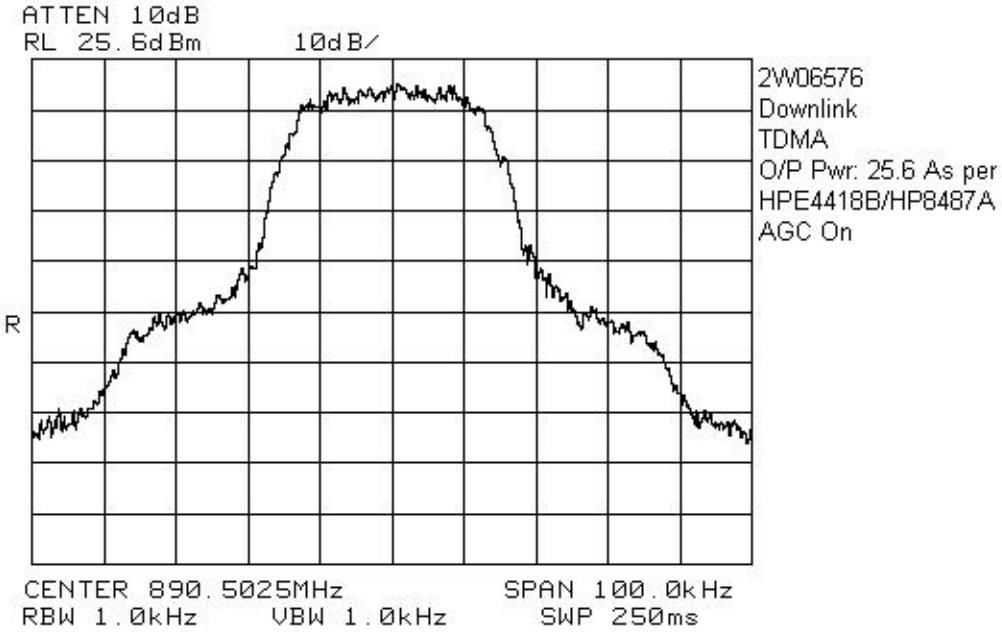
ATTEN 10dB
RL 25.6dBm
10dB/
R
2W06576
Downlink
TDMA
O/P Pwr: 25.6 As per
HPE4418B/HP8487A
AGC On
CENTER 890.5025MHz
SPAN 100.0kHz
RBW 1.0kHz
VBW 1.0kHz
SWP 250ms

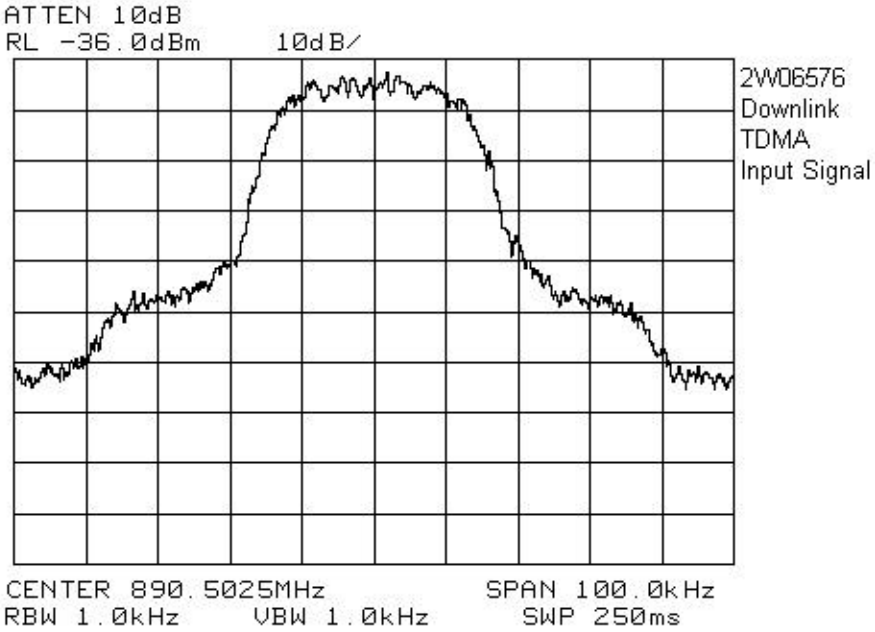
ATTEN 10dB
RL -36.0dBm
10dB/
2W06576
Downlink
TDMA
Input Signal
CENTER 890.5025MHz
SPAN 100.0kHz
RBW 1.0kHz
VBW 1.0kHz
SWP 250ms

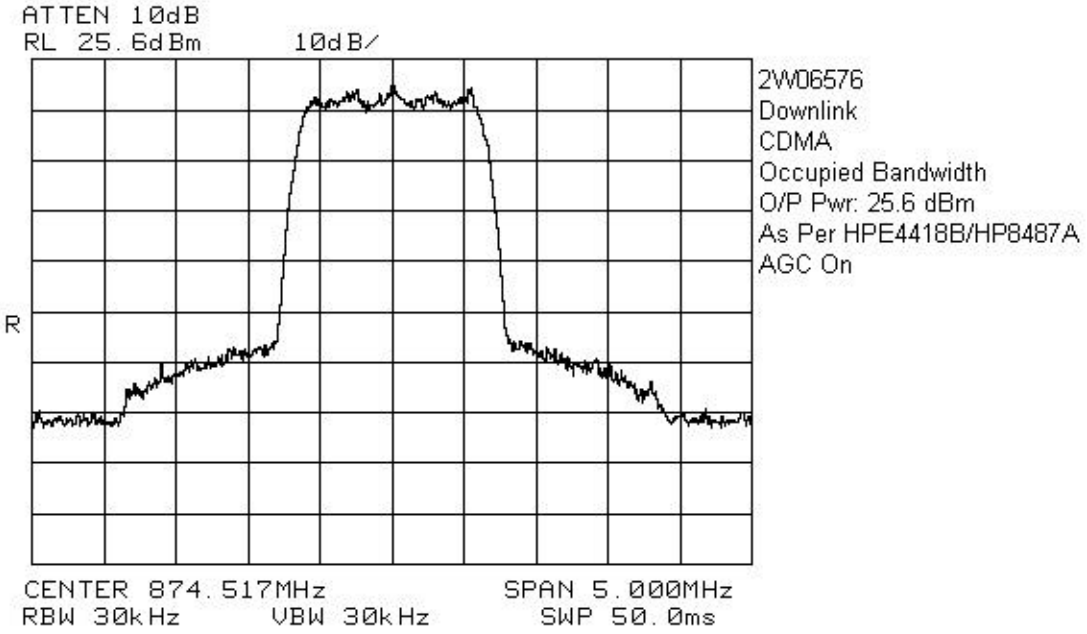
ATTEN 10dB
RL 25.6dBm
10dB/
R
2W06576
Downlink
CDMA
Occupied Bandwidth
O/P Pwr: 25.6 dBm
As Per HPE4418B/HP8487A
AGC On
CENTER 874.517MHz
SPAN 5.000MHz
RBW 30kHz
VBW 30kHz
SWP 50.0ms

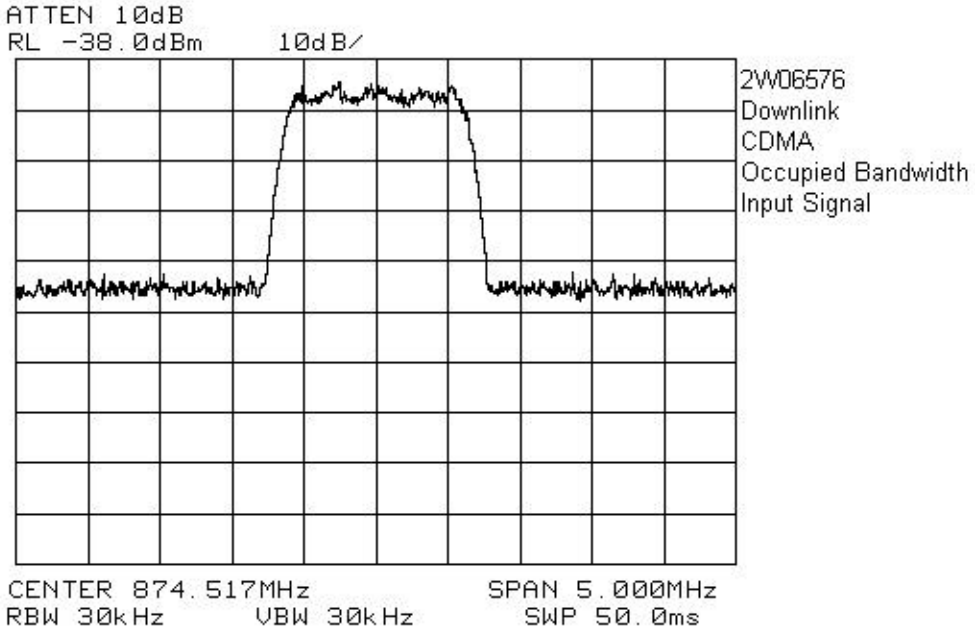
ATTEN 10dB
RL -38.0dBm
10dB/
2W06576
Downlink
CDMA
Occupied Bandwidth
Input Signal
CENTER 874.517MHz
SPAN 5.000MHz
RBW 30kHz
VBW 30kHz
SWP 50.0ms

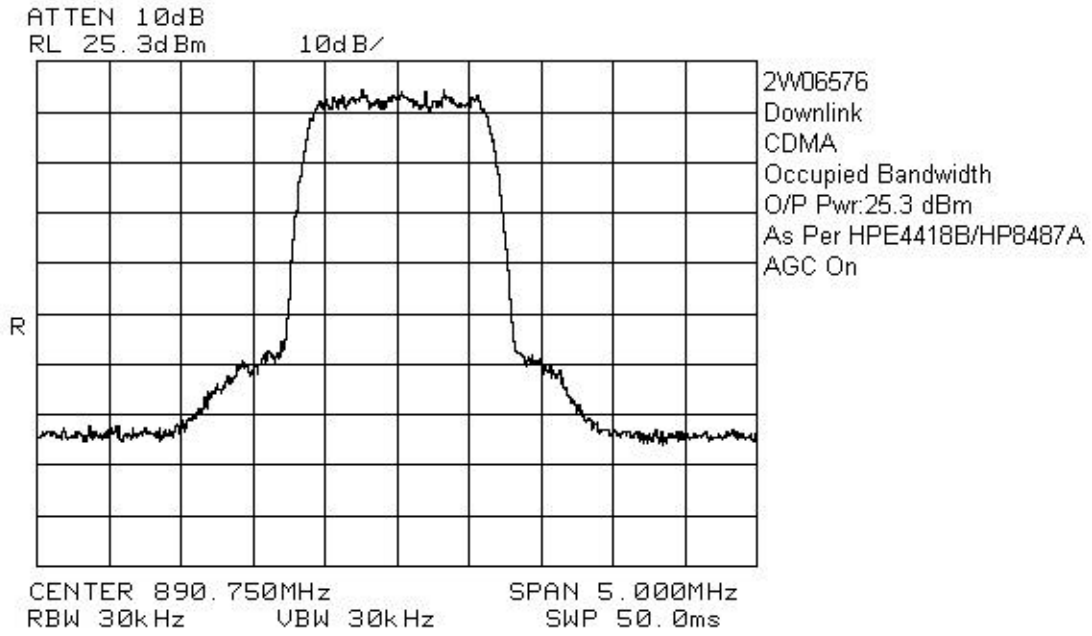
ATTEN 10dB
RL 25.3dBm
10dB/
R
2W06576
Downlink
CDMA
Occupied Bandwidth
O/P Pwr:25.3 dBm
As Per HPE4418B/HP8487A
AGC On
CENTER 890.750MHz
SPAN 5.000MHz
RBW 30kHz
VBW 30kHz
SWP 50.0ms

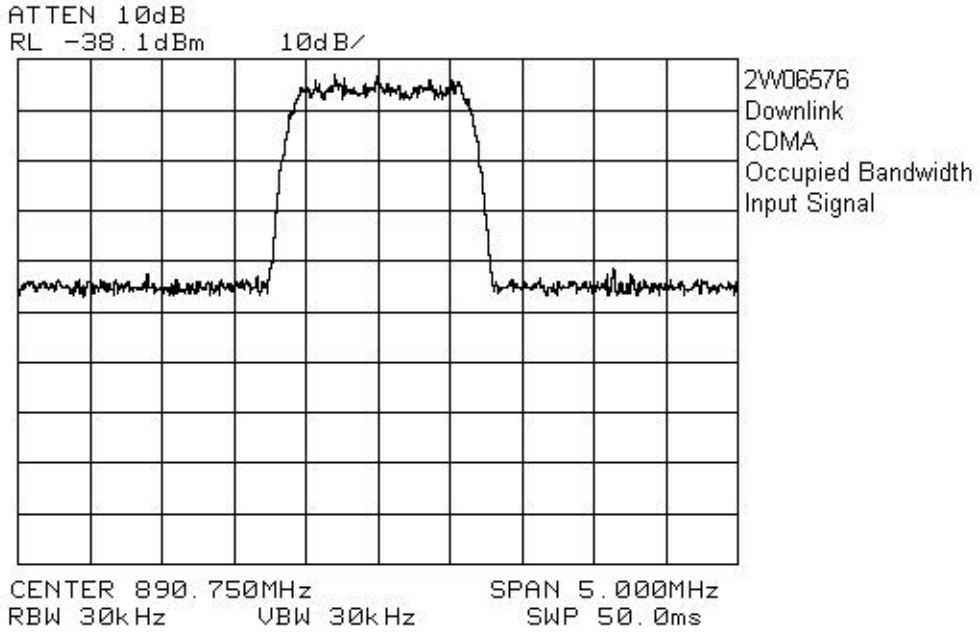
ATTEN 10dB
RL -38.1dBm
10dB/
2W06576
Downlink
CDMA
Occupied Bandwidth
Input Signal
CENTER 890.750MHz
SPAN 5.000MHz
RBW 30kHz
VBW 30kHz
SWP 50.0ms